

Paul Ricard
International GT Open
Race - 2



Provisional Results

Paul Ricard 5.822 m

Cls	Nº	Entrant/Team	Nat	Driver 1	Nat	Driver 2	Nat	Vehicle	Cat	Cl	Laps	Total Time	Gap	Interval	Km/h	Best	Time	Km/h	
1	63	Vincenzo Sospiri Racing	ITA	Michele Beretta	ITA	Frederik Schandorff	DNK	Lamborghini Huracan GT3 EVO	PRO	1	29	1:00:58.115			166.1	14	2:02.721	170.7	
2	19	Vincenzo Sospiri Racing	ITA	Baptiste Moulin	BEL	Yuki Nemoto	JPN	Lamborghini Huracan GT3 EVO	PRO	2	29	1:01:02.748	4.633	4.633	165.9	6	2:03.213	170.1	
3	77	Lechner Racing	AUT	Al Faisal Al Zubair	OMN	Andy Soucek	ESP	Porsche 911 GT3-R II 2019	PRO	3	29	1:01:02.946	4.831	0.198	165.9	8	2:03.331	169.9	
4	88	JP Motorsport	POL	Patryk Krupinski	POL	Christian Klien	AUT	McLaren 720 S GT3	PROAM	1	29	1:01:08.348	10.233	5.402	165.6	14	2:02.114	171.6	
5	4	Team Lazarus	ITA	Ivan Peklin	UKR	Jordan Pepper	ZAF	Bentley Continental GT3	PRO	4	29	1:01:16.744	18.629	8.396	165.3	14	2:01.746	172.1	
6	7	Inception Racing	GBR	Brendan Iribe	USA	Ollie Millroy	GBR	McLaren 720 S GT3	PROAM	2	29	1:01:17.592	19.477	0.848	165.2	15	2:03.289	170.0	
7	48	Winward	DEU	Markus Sattler	DEU	Nico Bastian	DEU	Mercedes AMG GT3 - 2020	PROAM	3	29	1:01:18.751	20.636	1.159	165.2	14	2:02.245	171.4	
8	47	AKM Motorsport	SMR	Alexander Moiseev	RUS	Loris Spinelli	ITA	Mercedes AMG GT3 - 2020	PROAM	4	29	1:01:19.738	21.623	0.987	165.1	14	2:02.191	171.5	
9	72	Inception Racing	GBR	Nick Moss	GBR	Joe Osborne	GBR	McLaren 720 S GT3	PROAM	5	29	1:01:25.602	27.487	5.864	164.9	14	2:02.192	171.5	
10	11	Reno Racing	DNK	Jens Reno Moller	DNK	Marcus Paverud	NOR	Honda NSX GT3 Evo	PROAM	6	29	1:01:34.436	36.321	8.834	164.5	8	2:03.670	169.4	
11	22	Balfe Motorsport	GBR	Shaun Balfe	GBR	Adam Carroll	GBR	Audi R8 GT3 LMS 2019	PROAM	7	29	1:01:45.861	47.746	11.425	164.0	11	2:03.388	169.8	
12	8	Barone Rampante	ITA	Giuseppe Cipriani	ITA			Lamborghini Huracan GT3 EVO	AM	1	29	1:02:55.299	1:57.184	1:09.438	160.9	27	2:05.273	167.3	
13	17	HP Racing International	DEU	Coach McKansy	DEU	Jan Seyffert	DEU	Lamborghini Huracan GT3 EVO	AM	2	29	1:02:55.721	1:57.606	0.422	160.9	17	2:04.882	167.8	
14	66	Vincenzo Sospiri Racing	ITA	Andrzej Lewandowski	POL			Lamborghini Huracan Super Trofeo Evo	CUPAM	1	28	1:02:41.695	1 Lap	1 Lap	156.0	8	2:10.234	160.9	
15	191	PROsport Racing	DEU	Rodrigue Gillion	BEL	Nico Verdonck	BEL	Aston Martin Vantage	CUPPA	1	28	1:02:58.213	1 Lap	16.518	155.3	4	2:09.773	161.5	
16	26	Q1 by EMG Motorsport	BEL	Maciej Darmetko	POL	Artur Janosz	POL	Porsche 911 GT3 Cup gen 2	CUPPA	2	28	1:03:05.572	1 Lap	7.359	155.0	21	2:10.563	160.5	
17	24	A&P Racing Team PTT Tech Support	POL	Maciej Blazek	POL	Mateusz Lisowski	POL	Porsche 991 GT3 Cup gen 2	CUPPA	3	27	1:01:11.102	2 Laps	1 Lap	154.1	4	2:09.860	161.3	
18	12	AKM Motorsport	SMR	Glauco Solieri	ITA			Lamborghini Huracan Super Trofeo Evo	CUPAM	2	27	1:01:40.138	2 Laps	29.036	152.9	22	2:11.906	158.8	
19	28	J. Morcillo / E2P Racing	ESP	Dino Zamparelli	GBR	Jan Klingenberg	CHE	Porsche 911 GT3 Cup gen 2	CUPPA	4	27	1:01:40.320	2 Laps	0.182	152.9	21	2:10.702	160.3	
20	32	Three Sixty Racing Team	AND	Fernando Fortes	BRA			Porsche 911 GT3 Cup gen 2	CUPAM	3	27	1:01:45.502	2 Laps	5.182	152.7	18	2:13.399	157.1	
21	100	Alda Motorsport	POL	Jakub Dwernicki	POL	Jan Antoszewski	POL	Porsche 911 GT3 Cup gen 2	CUPPA	5	27	1:01:54.200	2 Laps	8.698	152.3	2	2:11.165	159.7	
22	44 *	Eugenio Pisani	ITA	Eugenio Pisani	ITA	Stefano Bozzoni	ITA	Porsche 911 GT3 Cup gen 1	CUPPA	6	27	1:01:57.693	2 Laps	3.493	152.2	15	2:09.398	161.9	
23	190	Three Sixty Racing Team	AND	Fernando Navarrete	ESP	Fernando Navarrete jr	ESP	Porsche 911 GT3 Cup gen 1	CUPAM	4	27	1:02:20.903	2 Laps	23.210	151.2	15	2:10.783	160.2	
24	27	Three Sixty Racing Team	AND	Marcio Mauro	BRA	Oscar Aristot	AND	Porsche 911 GT3 Cup gen 2	CUPAM	5	26	1:02:02.164	3 Laps	1 Lap	146.4	21	2:15.440	154.7	
25	14	AKM Motorsport	SMR	Florian Scholze	DEU	Jens Liebhauser	DEU	Mercedes AMG GT3 - 2020	AM	3	23	53:32.829	6 Laps	3 Laps	150.0	8	2:03.940	169.1	
Not classified: (Requirements: 75% of number laps of leader = 22 Laps)																			
126		Three Sixty Racing Team	AND	Albert Estragués	ESP			Transam Euro Ford Mustang 2018	CUPAM	6	9	20:09.108	20 Laps	14 Laps	156.0	7	2:12.815	157.8	

Fastest lap Peklin - Pepper in 2:01.746 at 172.1 Km/h in lap 14

*** PENALIZACIONES**

DRIVE THROUGH CAR 44 SPEEDING IN THE PIT LANE - 79 KM/H DONE DURING THE RACE

Published at:.....

Air Temp: **27.8 °C** Temp. Aire: **18.8 °C** Humidity: **68 %** Track Status: **DRY**

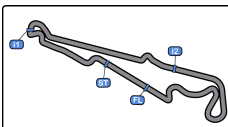
Stewards:

Race Director:

Timekeeper: Luis Angel Garcia Nuñez

JOB/I-0020-ESP





Paul Ricard
International GT Open
Race - 2



Provisional Results by Class

Cls	Nº	Entrant/Team	Nat	Driver 1	Nat	Driver 2	Nat	Vehicle	Cat	Cl	Laps	Total Time	Gap	Interval	Km/h	Best	Time	Km/h	
PRO																			
1	63	Vincenzo Sospiri Racing	ITA	Michele Beretta	ITA	Frederik Schandorff	DNK	Lamborghini Huracan GT3 EVO	PRO	1	29	1:00:58.115			166.1	14	2:02.721	170.7	
2	19	Vincenzo Sospiri Racing	ITA	Baptiste Moulin	BEL	Yuki Nemoto	JPN	Lamborghini Huracan GT3 EVO	PRO	2	29	1:01:02.748	4.633	4.633	165.9	6	2:03.213	170.1	
3	77	Lechner Racing	AUT	Al Faisal Al Zubair	CAN	Andy Soucek	ESP	Porsche 911 GT3-R II 2019	PRO	3	29	1:01:02.946	4.831	0.198	165.9	8	2:03.331	169.9	
4	4	Team Lazarus	ITA	Ivan Peklin	UKR	Jordan Pepper	ZAF	Bentley Continental GT3	PRO	4	29	1:01:16.744	18.629	13.798	165.3	14	2:01.746	172.1	
PROAM																			
1	88	JP Motorsport	POL	Patryk Krupinski	POL	Christian Klien	AUT	McLaren 720 S GT3	PROAM	1	29	1:01:08.348			165.6	14	2:02.114	171.6	
2	7	Inception Racing	GBR	Brendan Iribe	USA	Ollie Millroy	GBR	McLaren 720 S GT3	PROAM	2	29	1:01:17.592	9.244	9.244	165.2	15	2:03.289	170.0	
3	48	Winward	DEU	Markus Sattler	DEU	Nico Bastian	DEU	Mercedes AMG GT3 - 2020	PROAM	3	29	1:01:18.751	10.403	1.159	165.2	14	2:02.245	171.4	
4	47	AKM Motorsport	GBR	Alexander Moiseev	RUS	Loris Spinelli	ITA	Mercedes AMG GT3 - 2020	PROAM	4	29	1:01:19.738	11.390	0.987	165.1	14	2:02.191	171.5	
5	72	Inception Racing	GBR	Nick Moss	GBR	Joe Osborne	GBR	McLaren 720 S GT3	PROAM	5	29	1:01:25.602	17.254	5.864	164.9	14	2:02.192	171.5	
6	11	Reno Racing	DNK	Jens Reno Moller	DNK	Marcus Paverud	NOR	Honda NSX GT3 Evo	PROAM	6	29	1:01:34.436	26.088	8.834	164.5	8	2:03.670	169.4	
7	22	Balfe Motorsport	GBR	Shaun Balfe	GBR	Adam Carroll	GBR	Audi R8 GT3 LMS 2019	PROAM	7	29	1:01:45.861	37.513	11.425	164.0	11	2:03.388	169.8	
AM																			
1	8	Barone Rampante	ITA	Giuseppe Cipriani	ITA			Lamborghini Huracan GT3 EVO	AM	1	29	1:02:55.299			160.9	27	2:05.273	167.3	
2	17	HP Racing International	DEU	Coach McKansy	DEU	Jan Seyffert	DEU	Lamborghini Huracan GT3 EVO	AM	2	29	1:02:55.721	0.422	0.422	160.9	17	2:04.882	167.8	
3	14	AKM Motorsport	GBR	Florian Scholze	DEU	Jens Liebhauser	DEU	Mercedes AMG GT3 - 2020	AM	3	23	53:32.829	6 Laps	6 Laps	150.0	8	2:03.940	169.1	
CUPAM																			
1	66	Vincenzo Sospiri Racing	ITA	Andrzej Lewandowski	POL			Lamborghini Huracan Super Trofeo Evo	CUPAM	1	28	1:02:41.695			156.0	8	2:10.234	160.9	
2	12	AKM Motorsport	GBR	Glauco Solieri	ITA			Lamborghini Huracan Super Trofeo Evo	CUPAM	2	27	1:01:40.138	1 Lap	1 Lap	152.9	22	2:11.906	158.8	
3	32	Three Sixty Racing Team	AND	Fernando Fortes	BRA			Porsche 911 GT3 Cup gen 2	CUPAM	3	27	1:01:45.502	1 Lap	5.364	152.7	18	2:13.399	157.1	
4	190	Three Sixty Racing Team	AND	Fernando Navarrete	ESP	Fernando Navarrete jr	ESP	Porsche 911 GT3 Cup gen 1	CUPAM	4	27	1:02:20.903	1 Lap	35.401	151.2	15	2:10.783	160.2	
5	27	Three Sixty Racing Team	AND	Marcio Mauro	BRA	Oscar Aristot	AND	Porsche 911 GT3 Cup gen 2	CUPAM	5	26	1:02:02.164	2 Laps	1 Lap	146.4	21	2:15.440	154.7	
Not classified: (Requirements: 75% of number laps of leader = 22 Laps)																			
126	Three Sixty Racing Team	AND	Albert Estragués	ESP				Transam Euro Ford Mustang 2018	CUPAM	6	9	20:09.108	19 Laps	17 Laps	156.0	7	2:12.815	157.8	
CUPPA																			
1	191	PROsport Racing	DEU	Rodrigue Gillion	BEL	Nico Verdonck	BEL	Aston Martin Vantage	CUPPA	1	28	1:02:58.213			155.3	4	2:09.773	161.5	
2	26	Q1 by EMG Motorsport	BEL	Maciej Darmetko	POL	Artur Janosz	POL	Porsche 911 GT3 Cup gen 2	CUPPA	2	28	1:03:05.572	7.359	7.359	155.0	21	2:10.563	160.5	
3	24	A&P Racing Team PTT Tech Support	POL	Maciej Blazek	POL	Mateusz Lisowski	POL	Porsche 991 GT3 Cup gen 2	CUPPA	3	27	1:01:11.102	1 Lap	1 Lap	154.1	4	2:09.860	161.3	
4	28	J. Morcillo / E2P Racing	ESP	Dino Zamparelli	GBR	Jan Klingenberg	CHE	Porsche 911 GT3 Cup gen 2	CUPPA	4	27	1:01:40.320	1 Lap	29.218	152.9	21	2:10.702	160.3	

Published at:.....

Air Temp: **27.8 °C** Temp. Aire: **18.8 °C** Humidity: **68 %** Track Status: **DRY**

Stewards:

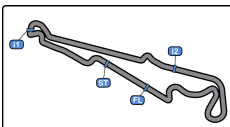
Race Director:

Timekeeper:

Luis Angel Garcia Nuñez

JOB/I-0020-ESP





Paul Ricard
International GT Open
Race - 2



Provisional Results by Class

Paul Ricard 5.822 m

5	100	Alda Motorsport		Jakub Dwernicki		Jan Antoszewski	Porsche 911 GT3 Cup gen 2	CUPPA	5	27	1:01:54.200	1 Lap	13.880	152.3	2	2:11.165	159.7
6	44 *	Eugenio Pisani		Eugenio Pisani		Stefano Bozzoni	Porsche 911 GT3 Cup gen 1	CUPPA	6	27	1:01:57.693	1 Lap	3.493	152.2	15	2:09.398	161.9

Fastest lap Peklin - Pepper in 2:01.746 at 172.1 Km/h in lap 14

*** PENALIZACIONES**

DRIVE THROUGH CAR 44 SPEEDING IN THE PIT LANE - 79 KM/H DONE DURING THE RACE

Published at:.....

Air Temp: **27.8 °C** Temp. Aire: **18.8 °C** Humidity: **68 %** Track Status: **DRY**

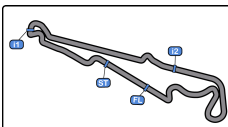
Stewards:

Race Director:

Timekeeper: Luis Angel Garcia Nuñez

JOB/I-0020-ESP





Paul Ricard
International GT Open
Race - 2



Provisional Results by Category

Cls	N°	Entrant/Team	Nat	Driver 1	Nat	Driver 2	Nat	Vehicle	Cat	Cl	Laps	Total Time	Gap	Interval	Km/h	Best	Time	Km/h	
International GT Open																			
1	63	Vincenzo Sospiri Racing	ITA	Michele Beretta	ITA	Frederik Schandorff	DNK	Lamborghini Huracan GT3 EVO	PRO	1	29	1:00:58.115			166.1	14	2:02.721	170.7	
2	19	Vincenzo Sospiri Racing	ITA	Baptiste Moulin	BEL	Yuki Nemoto	JPN	Lamborghini Huracan GT3 EVO	PRO	2	29	1:01:02.748	4.633	4.633	165.9	6	2:03.213	170.1	
3	77	Lechner Racing	AUT	Al Faisal Al Zubair	CAN	Andy Soucek	ESP	Porsche 911 GT3-R II 2019	PRO	3	29	1:01:02.946	4.831	0.198	165.9	8	2:03.331	169.9	
4	88	JP Motorsport	POL	Patryk Krupinski	POL	Christian Klien	AUT	McLaren 720 S GT3	PROAM	1	29	1:01:08.348	10.233	5.402	165.6	14	2:02.114	171.6	
5	4	Team Lazarus	ITA	Ivan Peklín	UKR	Jordan Pepper	ZAF	Bentley Continental GT3	PRO	4	29	1:01:16.744	18.629	8.396	165.3	14	2:01.746	172.1	
6	7	Inception Racing	GBR	Brendan Iribé	USA	Ollie Millroy	GBR	McLaren 720 S GT3	PROAM	2	29	1:01:17.592	19.477	0.848	165.2	15	2:03.289	170.0	
7	48	Winward	DEU	Markus Sattler	DEU	Nico Bastian	DEU	Mercedes AMG GT3 - 2020	PROAM	3	29	1:01:18.751	20.636	1.159	165.2	14	2:02.245	171.4	
8	47	AKM Motorsport	GBR	Alexander Moiseev	RUS	Loris Spinelli	ITA	Mercedes AMG GT3 - 2020	PROAM	4	29	1:01:19.738	21.623	0.987	165.1	14	2:02.191	171.5	
9	72	Inception Racing	GBR	Nick Moss	GBR	Joe Osborne	GBR	McLaren 720 S GT3	PROAM	5	29	1:01:25.602	27.487	5.864	164.9	14	2:02.192	171.5	
10	11	Reno Racing	DNK	Jens Reno Moller	DNK	Marcus Paverud	NOR	Honda NSX GT3 Evo	PROAM	6	29	1:01:34.436	36.321	8.834	164.5	8	2:03.670	169.4	
11	22	Balfe Motorsport	GBR	Shaun Balfe	GBR	Adam Carroll	GBR	Audi R8 GT3 LMS 2019	PROAM	7	29	1:01:45.861	47.746	11.425	164.0	11	2:03.388	169.8	
12	8	Barone Rampante	ITA	Giuseppe Cipriani	ITA		ITA	Lamborghini Huracan GT3 EVO	AM	1	29	1:02:55.299	1:57.184	1:09.438	160.9	27	2:05.273	167.3	
13	17	HP Racing International	DEU	Coach McKansy	DEU	Jan Seyffert	DEU	Lamborghini Huracan GT3 EVO	AM	2	29	1:02:55.721	1:57.606	0.422	160.9	17	2:04.882	167.8	
14	14	AKM Motorsport	DEU	Florian Scholze	DEU	Jens Liebhauser	DEU	Mercedes AMG GT3 - 2020	AM	3	23	53:32.829	6 Laps	6 Laps	150.0	8	2:03.940	169.1	

GT Open Cup Europe																			
1	66	Vincenzo Sospiri Racing	ITA	Andrzej Lewandowski	POL		POL	Lamborghini Huracan Super Trofeo Evo	CUPAM	1	28	1:02:41.695			156.0	8	2:10.234	160.9	
2	191	PROsport Racing	DEU	Rodrigue Gillion	BEL	Nico Verdonck	BEL	Aston Martin Vantage	CUPPA	1	28	1:02:58.213	16.518	16.518	155.3	4	2:09.773	161.5	
3	26	Q1 by EMG Motorsport	BEL	Maciej Darmetko	POL	Artur Janosz	POL	Porsche 911 GT3 Cup gen 2	CUPPA	2	28	1:03:05.572	23.877	7.359	155.0	21	2:10.563	160.5	
4	24	A&P Racing Team PTT Tech Support	POL	Maciej Blazek	POL	Mateusz Lisowski	POL	Porsche 991 GT3 Cup gen 2	CUPPA	3	27	1:01:11.102	1 Lap	1 Lap	154.1	4	2:09.860	161.3	
5	12	AKM Motorsport	GBR	Glauco Solieri	ITA		ITA	Lamborghini Huracan Super Trofeo Evo	CUPAM	2	27	1:01:40.138	1 Lap	29.036	152.9	22	2:11.906	158.8	
6	28	J. Morcillo / E2P Racing	ESP	Dino Zamparelli	GBR	Jan Klingenberg	CHE	Porsche 911 GT3 Cup gen 2	CUPPA	4	27	1:01:40.320	1 Lap	0.182	152.9	21	2:10.702	160.3	
7	32	Three Sixty Racing Team	POR	Fernando Fortes	BRA		BRA	Porsche 911 GT3 Cup gen 2	CUPAM	3	27	1:01:45.502	1 Lap	5.182	152.7	18	2:13.399	157.1	
8	100	Alda Motorsport	POL	Jakub Dwernicki	POL	Jan Antoszewski	POL	Porsche 911 GT3 Cup gen 2	CUPPA	5	27	1:01:54.200	1 Lap	8.698	152.3	2	2:11.165	159.7	
9	44*	Eugenio Pisani	ITA	Eugenio Pisani	ITA	Stefano Bozzoni	ITA	Porsche 911 GT3 Cup gen 1	CUPPA	6	27	1:01:57.693	1 Lap	3.493	152.2	15	2:09.398	161.9	
10	190	Three Sixty Racing Team	POR	Fernando Navarrete	ESP	Fernando Navarrete jr	ESP	Porsche 911 GT3 Cup gen 1	CUPAM	4	27	1:02:20.903	1 Lap	23.210	151.2	15	2:10.783	160.2	
11	27	Three Sixty Racing Team	POR	Marcio Mauro	BRA	Oscar Aristot	POR	Porsche 911 GT3 Cup gen 2	CUPAM	5	26	1:02:02.164	2 Laps	1 Lap	146.4	21	2:15.440	154.7	

Not classified: (Requirements: 75% of number laps of leader = 22 Laps)

126	Three Sixty Racing Team	POR	Albert Estragués	ESP			ESP	Transam Euro Ford Mustang 2018	CUPAM	6	9	20:09.108	19 Laps	17 Laps	156.0	7	2:12.815	157.8
-----	-------------------------	-----	------------------	-----	--	--	-----	--------------------------------	-------	---	---	-----------	---------	---------	-------	---	----------	-------

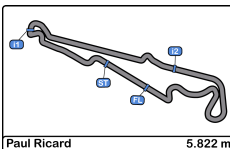
Fastest lap Peklín - Pepper in 2:01.746 at 172.1 Km/h in lap 14

Published at:.....

Air Temp: 27.8 °C Temp. Aire: 18.8 °C Humidity: 68 % Track Status: DRY

Stewards:	Race Director:	Timekeeper: Luis Angel García Nuñez <i>[Signature]</i> JOB/I-0020-ESP
------------------	-----------------------	--





Paul Ricard
International GT Open
Race - 2
Provisional Results by Category



Paul Ricard 5.822 m.

*** PENALIZACIONES**

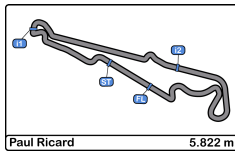
DRIVE THROUGH CAR 44 SPEEDING IN THE PIT LANE - 79 KM/H DONE DURING THE RACE

Published at:.....

Air Temp: **27.8 °C** Temp. Aire: **18.8 °C** Humidity: **68 %** Track Status: **DRY**

Stewards:	Race Director:	Timekeeper:  Luis Angel Garcia Nuñez JOB/I-0020-ESP
------------------	-----------------------	--





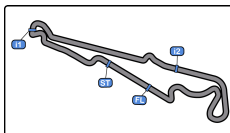
Paul Ricard
International GT Open
Race - 2



Provisional Classification by Driver Fastest Lap

Cl	N°	Entrant/Team	Nat	Vehicle	Driver	Nat	Cat	Cl	Laps	Best	Time	Gap	Interval	Km/h
1	4	Team Lazarus	ITA	Bentley Continental GT3	Jordan Pepper	JAP	PRO	1	17	2	2:01.746			172.1
2	88	JP Motorsport	POL	McLaren 720 S GT3	Christian Klien	AUT	PROAM	1	17	2	2:02.114	0.368	0.368	171.6
3	47	AKM Motorsport	SMR	Mercedes AMG GT3 - 2020	Loris Spinelli	ITA	PROAM	2	17	2	2:02.191	0.445	0.077	171.5
4	72	Inception Racing	GBR	McLaren 720 S GT3	Joe Osborne	GBR	PROAM	3	17	2	2:02.192	0.446	0.001	171.5
5	48	Winward	DEU	Mercedes AMG GT3 - 2020	Nico Bastian	DEU	PROAM	4	17	2	2:02.245	0.499	0.053	171.4
6	63	Vincenzo Sospiri Racing	ITA	Lamborghini Huracan GT3 EVO	Frederik Schandorff	DNK	PRO	2	17	2	2:02.721	0.975	0.476	170.7
7	19	Vincenzo Sospiri Racing	ITA	Lamborghini Huracan GT3 EVO	Yuki Nemoto	JPN	PRO	3	16	6	2:03.213	1.467	0.492	170.1
8	7	Inception Racing	GBR	McLaren 720 S GT3	Ollie Millroy	GBR	PROAM	5	17	15	2:03.289	1.543	0.076	170.0
9	77	Lechner Racing	AUT	Porsche 911 GT3-R II 2019	Andy Soucek	ESP	PRO	4	17	8	2:03.331	1.585	0.042	169.9
10	19	Vincenzo Sospiri Racing	ITA	Lamborghini Huracan GT3 EVO	Baptiste Moulin	BEL	PRO	5	13	7	2:03.373	1.627	0.042	169.8
11	77	Lechner Racing	AUT	Porsche 911 GT3-R II 2019	Al Faisal Al Zubair	OMN	PRO	6	12	3	2:03.382	1.636	0.009	169.8
12	22	Balfe Motorsport	GBR	Audi R8 GT3 LMS 2019	Adam Carroll	GBR	PROAM	6	16	11	2:03.388	1.642	0.006	169.8
13	11	Reno Racing	DNK	Honda NSX GT3 Evo	Marcus Paverud	NOR	PROAM	7	16	8	2:03.670	1.924	0.282	169.4
14	7	Inception Racing	GBR	McLaren 720 S GT3	Brendan Iribe	USA	PROAM	8	12	6	2:03.677	1.931	0.007	169.4
15	63	Vincenzo Sospiri Racing	ITA	Lamborghini Huracan GT3 EVO	Michele Beretta	ITA	PRO	7	12	6	2:03.737	1.991	0.060	169.3
16	88	JP Motorsport	POL	McLaren 720 S GT3	Patryk Krupinski	ITA	PROAM	9	12	8	2:03.842	2.096	0.105	169.2
17	14	AKM Motorsport	SMR	Mercedes AMG GT3 - 2020	Jens Liebhauser	DEU	AM	1	14	8	2:03.940	2.194	0.098	169.1
18	14	AKM Motorsport	SMR	Mercedes AMG GT3 - 2020	Florian Scholze	DEU	AM	2	9	3	2:03.981	2.235	0.041	169.0
19	4	Team Lazarus	ITA	Bentley Continental GT3	Ivan Peklin	UKR	PRO	8	12	8	2:04.050	2.304	0.069	168.9
20	11	Reno Racing	DNK	Honda NSX GT3 Evo	Jens Reno Moller	DNK	PROAM	10	13	11	2:04.125	2.379	0.075	168.8
21	17	HP Racing International	DEU	Lamborghini Huracan GT3 EVO	Jan Seyffert	DEU	AM	3	17	5	2:04.882	3.136	0.757	167.8
22	72	Inception Racing	GBR	McLaren 720 S GT3	Nick Moss	GBR	PROAM	11	12	9	2:04.887	3.141	0.005	167.8
23	8	Barone Rampante	ITA	Lamborghini Huracan GT3 EVO	Giuseppe Cipriani	ITA	AM	4	29	27	2:05.273	3.527	0.386	167.3
24	48	Winward	DEU	Mercedes AMG GT3 - 2020	Markus Sattler	DEU	PROAM	12	12	9	2:05.383	3.637	0.110	167.1
25	47	AKM Motorsport	SMR	Mercedes AMG GT3 - 2020	Alexander Moiseev	RUS	PROAM	13	12	7	2:05.429	3.683	0.046	167.1
26	22	Balfe Motorsport	GBR	Audi R8 GT3 LMS 2019	Shaun Balfe	GBR	PROAM	14	13	8	2:05.792	4.046	0.363	166.6
27	17	HP Racing International	DEU	Lamborghini Huracan GT3 EVO	Coach McKansy	DEU	AM	5	12	9	2:08.602	6.856	2.810	162.9
28	44	Eugenio Pisani	ITA	Porsche 911 GT3 Cup gen 1	Eugenio Pisani	ITA	CUPPA	1	16	4	2:09.398	7.652	0.796	161.9
29	191	PROsport Racing	DEU	Aston Martin Vantage	Nico Verdonck	BEL	CUPPA	2	14	4	2:09.773	8.027	0.375	161.5
30	24	A&P Racing Team PTT Tech Support	POL	Porsche 991 GT3 Cup gen 2	Mateusz Lisowski	POL	CUPPA	3	16	4	2:09.860	8.114	0.087	161.3
31	66	Vincenzo Sospiri Racing	ITA	Lamborghini Huracan Super Trofeo	Andrzej Lewandowski	POL	CUPAM	1	28	8	2:10.234	8.488	0.374	160.9
32	26	Q1 by EMG Motorsport	BEL	Porsche 911 GT3 Cup gen 2	Artur Janosz	POL	CUPPA	4	17	10	2:10.563	8.817	0.329	160.5
33	28	J. Morcillo / E2P Racing	ESP	Porsche 911 GT3 Cup gen 2	Dino Zamparelli	GBR	CUPPA	5	16	10	2:10.702	8.956	0.139	160.3
34	190	Three Sixty Racing Team	ESP	Porsche 911 GT3 Cup gen 1	Fernando Navarrete j	ESP	CUPAM	2	15	3	2:10.783	9.037	0.081	160.2
35	100	Alda Motorsport	POL	Porsche 911 GT3 Cup gen 2	Jan Antoszewski	POL	CUPPA	6	15	2	2:11.165	9.419	0.382	159.7
36	191	PROsport Racing	DEU	Aston Martin Vantage	Rodrigue Gillion	BEL	CUPPA	7	14	10	2:11.717	9.971	0.552	159.1
37	12	AKM Motorsport	SMR	Lamborghini Huracan Super Trofeo	Glauco Solieri	ITA	CUPAM	3	27	22	2:11.906	10.160	0.189	158.8
38	26	Q1 by EMG Motorsport	BEL	Porsche 911 GT3 Cup gen 2	Maciej Darmetko	POL	CUPPA	8	11	6	2:12.385	10.639	0.479	158.3
39	126	Three Sixty Racing Team	AND	Transam Euro Ford Mustang 2018	Albert Estragués	ESP	CUPAM	4	9	7	2:12.815	11.069	0.430	157.8
40	32	Three Sixty Racing Team	AND	Porsche 911 GT3 Cup gen 2	Fernando Fortes	BRA	CUPAM	5	27	18	2:13.399	11.653	0.584	157.1
41	28	J. Morcillo / E2P Racing	ESP	Porsche 911 GT3 Cup gen 2	Jan Klingelberg	CHE	CUPPA	9	11	4	2:13.793	12.047	0.394	156.6
42	24	A&P Racing Team PTT Tech Support	POL	Porsche 991 GT3 Cup gen 2	Maciej Blazek	POL	CUPPA	10	11	7	2:13.859	12.113	0.066	156.5
43	27	Three Sixty Racing Team	AND	Porsche 911 GT3 Cup gen 2	Marcio Mauro	BRA	CUPAM	6	14	9	2:15.440	13.694	1.581	154.7
44	100	Alda Motorsport	POL	Porsche 911 GT3 Cup gen 2	Jakub Dwernicki	POL	CUPPA	11	12	5	2:15.798	14.052	0.358	154.3
45	27	Three Sixty Racing Team	AND	Porsche 911 GT3 Cup gen 2	Oscar Aristot	AND	CUPAM	7	12	11	2:16.635	14.889	0.837	153.3
46	44	Eugenio Pisani	ITA	Porsche 911 GT3 Cup gen 1	Stefano Bozzoni	ITA	CUPPA	12	11	4	2:16.664	14.918	0.029	153.3
47	190	Three Sixty Racing Team	AND	Porsche 911 GT3 Cup gen 1	Fernando Navarrete	ESP	CUPAM	8	12	4	2:17.103	15.357	0.439	152.8





Paul Ricard
International GT Open

Race - 2

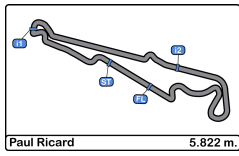
Distance and Speed Average

Paul Ricard 5.822 m



Cls	Nº	Entrant/Team	Nat	Driver 1	Nat	Driver 2	Nat	Vehicle	Cat	Cls	Laps	Distance	Total Time	Km/h
1	63	Vincenzo Sospiri Racing	ITA	<u>Michele Beretta</u>	ITA	Frederik Schandorff	DNK	Lamborghini Huracan GT3 EVO	PRO	1	29	168.83	1:00:58.115	166.1
2	19	Vincenzo Sospiri Racing	ITA	Baptiste Moulin	BEL	<u>Yuki Nemoto</u>	JPN	Lamborghini Huracan GT3 EVO	PRO	2	29	168.83	1:01:02.748	165.9
3	77	Lechner Racing	AUT	Al Faisal Al Zubair	OMN	<u>Andy Soucek</u>	ESP	Porsche 911 GT3-R II 2019	PRO	3	29	168.83	1:01:02.946	165.9
4	88	JP Motorsport	POL	<u>Patryk Krupinski</u>	POL	Christian Klien	AUT	McLaren 720 S GT3	PROAM	1	29	168.83	1:01:08.348	165.6
5	4	Team Lazarus	ITA	<u>Ivan Peklin</u>	UKR	Jordan Pepper	ZAF	Bentley Continental GT3	PRO	4	29	168.83	1:01:16.744	165.3
6	7	Inception Racing	GBR	Brendan Iribe	USA	<u>Ollie Millroy</u>	GBR	McLaren 720 S GT3	PROAM	2	29	168.83	1:01:17.592	165.2
7	48	Winward	DEU	<u>Markus Sattler</u>	DEU	Nico Bastian	DEU	Mercedes AMG GT3 - 2020	PROAM	3	29	168.83	1:01:18.751	165.2
8	47	AKM Motorsport	SMR	<u>Alexander Moiseev</u>	RUS	Loris Spinelli	ITA	Mercedes AMG GT3 - 2020	PROAM	4	29	168.83	1:01:19.738	165.1
9	72	Inception Racing	GBR	<u>Nick Moss</u>	GBR	Joe Osborne	GBR	McLaren 720 S GT3	PROAM	5	29	168.83	1:01:25.602	164.9
10	11	Reno Racing	DNK	Jens Reno Moller	DNK	<u>Marcus Paverud</u>	NOR	Honda NSX GT3 Evo	PROAM	6	29	168.83	1:01:34.436	164.5
11	22	Balfe Motorsport	GBR	Shaun Balfe	GBR	<u>Adam Carroll</u>	GBR	Audi R8 GT3 LMS 2019	PROAM	7	29	168.83	1:01:45.861	164.0
12	8	Barone Rampante	ITA	Giuseppe Cipriani	ITA			Lamborghini Huracan GT3 EVO	AM	1	29	168.83	1:02:55.299	160.9
13	17	HP Racing International	DEU	<u>Coach McKansy</u>	DEU	Jan Seyffert	DEU	Lamborghini Huracan GT3 EVO	AM	2	29	168.83	1:02:55.721	160.9
14	66	Vincenzo Sospiri Racing	ITA	Andrzej Lewandowski	POL			Lamborghini Huracan Super Trofeo Evo	CUPAM	1	28	163.01	1:02:41.695	156.0
15	191	PROsport Racing	DEU	Rodrigue Gillion	BEL	<u>Nico Verdonck</u>	BEL	Aston Martin Vantage	CUPPA	1	28	163.01	1:02:58.213	155.3
16	26	Q1 by EMG Motorsport	BEL	<u>Maciej Darmetko</u>	POL	Artur Janosz	POL	Porsche 911 GT3 Cup gen 2	CUPPA	2	28	163.01	1:03:05.572	155.0
17	24	A&P Racing Team PTT Tech Support	POL	Maciej Blazek	POL	<u>Mateusz Lisowski</u>	POL	Porsche 991 GT3 Cup gen 2	CUPPA	3	27	157.19	1:01:11.102	154.1
18	12	AKM Motorsport	SMR	Glauco Solieri	ITA			Lamborghini Huracan Super Trofeo Evo	CUPAM	2	27	157.19	1:01:40.138	152.9
19	28	J. Morcillo / E2P Racing	ESP	Dino Zamparelli	GBR	<u>Jan Klingelberg</u>	CHE	Porsche 911 GT3 Cup gen 2	CUPPA	4	27	157.19	1:01:40.320	152.9
20	32	Three Sixty Racing Team	AND	Fernando Fortes	BRA			Porsche 911 GT3 Cup gen 2	CUPAM	3	27	157.19	1:01:45.502	152.7
21	100	Alda Motorsport	POL	Jakub Dwernicki	POL	<u>Jan Antoszewski</u>	POL	Porsche 911 GT3 Cup gen 2	CUPPA	5	27	157.19	1:01:54.200	152.3
22	44	Eugenio Pisani	ITA	Eugenio Pisani	ITA	<u>Stefano Bozzoni</u>	ITA	Porsche 911 GT3 Cup gen 1	CUPPA	6	27	157.19	1:01:57.693	152.2
23	190	Three Sixty Racing Team	AND	<u>Fernando Navarrete</u>	ESP	Fernando Navarrete jr	ESP	Porsche 911 GT3 Cup gen 1	CUPAM	4	27	157.19	1:02:20.903	151.2
24	27	Three Sixty Racing Team	AND	Marcio Mauro	BRA	<u>Oscar Aristot</u>	AND	Porsche 911 GT3 Cup gen 2	CUPAM	5	26	151.37	1:02:02.164	146.4
25	14	AKM Motorsport	SMR	Florian Scholze	DEU	<u>Jens Liebhauser</u>	DEU	Mercedes AMG GT3 - 2020	AM	3	23	133.90	53:32.829	150.0
Not classified: (Requirements: 75% of number laps of leader = 22 Laps)														
	126	Three Sixty Racing Team	AND	Albert Estragués	ESP			Transam Euro Ford Mustang 2018	CUPAM	6	9	52.39	20:09.108	156.0





Paul Ricard
International GT Open
Race - 2
Lap Analysis



4

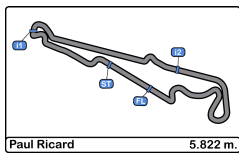
1 Ivan Peklin Bentley Continental GT3
 2 Jordan Pepper Team Lazarus

7

1 Brendan Iribe McLaren 720 S GT3
 2 Ollie Millroy Inception Racing

Lap	D	Time	Sector 1	Sector 2	Sector 3	T. Spd	Elapsed	Lap	D	Time	Sector 1	Sector 2	Sector 3	T. Spd	Elapsed
1	1	2:11.421	39.139	38.356	53.926	222.6	2:11.421	1	2	2:06.498	36.893	37.553	52.052	225.4	2:06.498
2	1	2:05.459	34.890	37.618	52.951	245.4	4:16.880	2	2	2:03.745	34.078	37.291	52.376	241.0	4:10.243
3	1	2:04.756	34.274	37.334	53.148	246.0	6:21.636	3	2	2:03.924	34.119	37.568	52.237	241.6	6:14.167
4	1	2:04.644	34.445	37.419	52.780	246.5	8:26.280	4	2	2:03.634	34.006	37.294	52.334	242.1	8:17.801
5	1	2:04.445	34.375	37.281	52.789	245.4	10:30.725	5	2	2:03.412	33.863	37.284	52.265	241.0	10:21.213
6	1	2:04.914	34.591	37.429	52.894	246.0	12:35.639	6	2	2:03.747	33.915	37.243	52.589	241.6	12:24.960
7	1	2:04.226	34.245	37.248	52.733	244.8	14:39.865	7	2	2:03.544	33.939	37.206	52.399	242.1	14:28.504
8	1	2:04.050	34.249	37.304	52.497	246.5	16:43.915	8	2	2:03.553	33.958	37.265	52.330	242.6	16:32.057
9	1	2:04.390	34.179	37.437	52.774	245.4	18:48.305	9	2	2:06.013	34.013	37.361	54.639	242.6	18:38.070
10	1	2:09.360	34.389	39.512	55.459	246.0	20:57.665	10	2	2:03.955	34.006	37.412	52.537	243.7	20:42.025
11	1	2:04.783	34.150	37.349	53.284	246.5	23:02.448	11	2	2:03.390	33.938	37.279	52.173	242.6	22:45.415
12	1	2:14.491 P	34.953	38.769	1:00.769	247.1	25:16.939	12	2	2:03.415	33.883	37.290	52.242	243.7	24:48.830
13	2	3:15.808	1:47.373	36.791	51.644	147.5	28:32.747	13	2	2:05.609	35.592	37.914	52.103	244.8	26:54.439
14	2	2:01.746	33.463	36.731	51.552	245.4	30:34.493	14	2	2:03.337	33.908	37.214	52.215	242.6	28:57.776
15	2	2:03.065	33.701	37.518	51.846	245.4	32:37.558	15	2	2:03.289	34.059	37.270	51.960	243.2	31:01.065
16	2	2:02.092	33.688	36.901	51.503	245.4	34:39.650	16	2	2:03.553	33.824	37.305	52.424	243.7	33:04.618
17	2	2:02.069	33.532	36.924	51.613	247.7	36:41.719	17	2	2:09.163 P	33.705	37.240	58.218	243.7	35:13.781
18	2	2:02.320	33.570	37.142	51.608	246.0	38:44.039	18	1	3:12.754	1:41.655	37.955	53.144	150.2	38:26.535
19	2	2:03.265	34.032	36.832	52.401	246.5	40:47.304	19	1	2:04.154	34.336	37.286	52.532	242.1	40:30.689
20	2	2:03.002	34.329	36.963	51.710	246.5	42:50.306	20	1	2:04.500	34.227	37.361	52.912	242.1	42:35.189
21	2	2:02.242	33.651	36.914	51.677	246.0	44:52.548	21	1	2:04.367	34.506	37.312	52.549	242.1	44:39.556
22	2	2:03.035	33.717	37.372	51.946	246.5	46:55.583	22	1	2:04.267	34.396	37.458	52.413	242.1	46:43.823
23	2	2:03.239	34.147	37.331	51.761	246.5	48:58.822	23	1	2:03.677	34.098	37.266	52.313	241.6	48:47.500
24	2	2:02.409	33.599	36.987	51.823	244.8	51:01.231	24	1	2:03.967	34.077	37.369	52.521	242.1	50:51.467
25	2	2:02.142	33.589	36.862	51.691	245.4	53:03.373	25	1	2:04.349	34.129	37.530	52.690	241.6	52:55.816
26	2	2:02.591	33.615	36.751	52.225	245.4	55:05.964	26	1	2:05.542	35.202	37.523	52.817	243.2	55:01.358
27	2	2:02.931	33.743	36.882	52.306	248.2	57:08.895	27	1	2:06.217	34.752	38.412	53.053	244.3	57:07.575
28	2	2:04.026	33.681	36.957	53.388	247.1	59:12.921	28	1	2:05.143	34.206	37.568	53.369	242.1	59:12.718
29	2	2:03.823	34.279	37.312	52.232	249.4	1:01:16.744	29	1	2:04.874	34.131	37.563	53.180	244.8	1:01:17.592





Paul Ricard
International GT Open
Race - 2
Lap Analysis



8

1 Giuseppe Cipriani

Lamborghini Huracan GT3 EVO

11

1 Jens Reno Moller

Honda NSX GT3 Evo

AM

2

Barone Rampante

PROAM

2 Marcus Paverud

Reno Racing

Lap	D	Time	Sector 1	Sector 2	Sector 3	T. Spd	Elapsed	Lap	D	Time	Sector 1	Sector 2	Sector 3	T. Spd	Elapsed
1		2:25.024	49.363	40.456	55.205	220.8	2:25.024	1	2	2:09.084	37.973	38.276	52.835	226.8	2:09.084
2		2:08.960	35.862	38.718	54.380	234.2	4:33.984	2	2	2:04.349	34.704	37.306	52.339	242.1	4:13.433
3		2:07.845	35.368	38.331	54.146	235.2	6:41.829	3	2	2:04.032	34.060	37.517	52.455	243.2	6:17.465
4		2:07.720	35.510	38.636	53.574	235.8	8:49.549	4	2	2:04.104	34.152	37.464	52.488	242.1	8:21.569
5		2:08.038	34.886	38.456	54.696	236.8	10:57.587	5	2	2:04.174	34.284	37.629	52.261	241.6	10:25.743
6		2:06.137	34.637	38.151	53.349	235.2	13:03.724	6	2	2:03.698	33.981	37.458	52.259	241.0	12:29.441
7		2:08.397	35.186	38.864	54.347	235.8	15:12.121	7	2	2:04.135	34.134	37.765	52.236	242.1	14:33.576
8		2:07.736	35.883	38.913	52.940	237.3	17:19.857	8	2	2:03.670	34.063	37.485	52.122	242.6	16:37.246
9		2:05.913	34.536	38.129	53.248	234.7	19:25.770	9	2	2:04.613	34.019	37.494	53.100	243.2	18:41.859
10		2:18.211	45.985	39.016	53.210	235.2	21:43.981	10	2	2:04.113	34.142	37.523	52.448	242.6	20:45.972
11		2:06.057	34.585	38.221	53.251	236.3	23:50.038	11	2	2:04.048	34.127	37.534	52.387	243.7	22:50.020
12		2:07.581	35.163	38.443	53.975	236.3	25:57.619	12	2	2:04.049	34.200	37.468	52.381	243.2	24:54.069
13		2:19.417 P	34.987	38.477	1:05.953	234.7	28:17.036	13	2	2:04.667	34.185	37.644	52.838	243.2	26:58.736
14		3:09.167	1:37.312	38.771	53.084	150.2	31:26.203	14	2	2:03.692	33.990	37.364	52.338	241.6	29:02.428
15		2:05.953	34.722	38.297	52.934	236.8	33:32.156	15	2	2:03.806	34.095	37.427	52.284	243.7	31:06.234
16		2:05.383	34.544	38.091	52.748	237.3	35:37.539	16	2	2:56.221 P	34.045	37.615	1:44.561	242.6	34:02.455
17		2:05.549	34.394	38.201	52.954	236.8	37:43.088	17	1	2:22.103	51.509	37.656	52.938	149.5	36:24.558
18		2:05.339	34.353	38.012	52.974	237.3	39:48.427	18	1	2:06.387	35.395	37.840	53.152	244.3	38:30.945
19		2:05.493	34.511	38.053	52.929	238.4	41:53.920	19	1	2:06.587	34.559	37.884	54.144	243.7	40:37.532
20		2:06.062	35.226	37.905	52.931	237.3	43:59.982	20	1	2:05.594	35.235	37.498	52.861	243.2	42:43.126
21		2:06.567	34.489	38.208	53.870	238.9	46:06.549	21	1	2:06.510	35.580	37.705	53.225	241.6	44:49.636
22		2:06.591	35.266	38.056	53.269	238.4	48:13.140	22	1	2:05.178	34.678	37.569	52.931	242.6	46:54.814
23		2:05.855	34.500	37.934	53.421	236.8	50:18.995	23	1	2:06.589	34.564	38.307	53.718	242.6	49:01.403
24		2:06.544	35.554	38.366	52.624	237.8	52:25.539	24	1	2:06.760	35.743	37.802	53.215	243.7	51:08.163
25		2:05.390	34.648	38.036	52.706	235.8	54:30.929	25	1	2:05.387	35.165	37.508	52.714	243.7	53:13.550
26		2:05.903	34.570	38.024	53.309	236.8	56:36.832	26	1	2:04.628	34.427	37.641	52.560	243.2	55:18.178
27		2:05.273	34.542	37.908	52.823	236.3	58:42.105	27	1	2:04.125	34.270	37.317	52.538	244.3	57:22.303
28		2:05.929	35.062	38.166	52.701	236.8	1:00:48.034	28	1	2:05.797	34.234	37.501	54.062	244.3	59:28.100
29		2:07.265	34.573	38.290	54.402	236.3	1:02:55.299	29	1	2:06.336	34.525	38.872	52.939	242.6	1:01:34.436





Paul Ricard
International GT Open
Race - 2
Lap Analysis



12							17						
1 Glauco Solieri			Lamborghini Huracan Super Trofeo Evo				1 Coach McKansy			Lamborghini Huracan GT3 EVO			
CUPAM		2	AKM Motorsport				AM	2 Jan Seyffert		HP Racing International			
Lap D	Time	Sector 1	Sector 2	Sector 3	T. Spd	Elapsed	Lap D	Time	Sector 1	Sector 2	Sector 3	T. Spd	Elapsed
1	2:22.442	44.258	40.773	57.411	228.8	2:22.442	1 1	2:15.738	41.167	39.167	55.404	223.6	2:15.738
2	2:15.805	37.257	40.973	57.575	231.7	4:38.247	2 1	2:10.051	35.811	39.193	55.047	234.7	4:25.789
3	2:16.986	37.386	41.912	57.688	231.2	6:55.233	3 1	2:09.670	35.832	38.898	54.940	234.7	6:35.459
4	2:14.791	37.453	40.556	56.782	231.7	9:10.024	4 1	2:08.941	35.716	38.635	54.590	234.2	8:44.400
5	2:14.135	37.123	40.182	56.830	231.7	11:24.159	5 1	2:09.107	35.434	38.702	54.971	233.7	10:53.507
6	2:13.432	36.642	40.053	56.737	232.7	13:37.591	6 1	2:09.326	35.560	39.123	54.643	233.7	13:02.833
7	2:13.288	36.844	39.977	56.467	232.2	15:50.879	7 1	2:08.927	35.541	39.188	54.198	233.7	15:11.760
8	2:13.455	36.702	39.940	56.813	232.7	18:04.334	8 1	2:09.625	35.824	39.535	54.266	233.7	17:21.385
9	2:14.196	36.889	40.604	56.703	233.2	20:18.530	9 1	2:08.602	35.373	38.555	54.674	234.2	19:29.987
10	2:13.883	36.545	39.982	57.356	230.7	22:32.413	10 1	2:08.914	35.666	38.740	54.508	234.2	21:38.901
11	2:14.839	36.848	40.246	57.745	231.2	24:47.252	11 1	2:09.138	35.664	39.097	54.377	234.2	23:48.039
12	2:15.331	37.168	41.085	57.078	227.8	27:02.583	12 1	2:16.282 P	35.525	38.784	1:01.973	234.7	26:04.321
13	2:13.872	36.744	40.036	57.092	229.7	29:16.455	13 2	3:13.373	1:41.986	38.000	53.387	143.6	29:17.694
14	2:16.873	37.234	42.662	56.977	230.7	31:33.328	14 2	2:07.815	36.162	38.231	53.422	235.2	31:25.509
15	2:22.162 P	36.931	40.418	1:04.813	231.7	33:55.490	15 2	2:05.227	34.461	37.761	53.005	234.7	33:30.736
16	3:22.193	1:45.213	40.339	56.641	142.1	37:17.683	16 2	2:06.004	34.963	37.783	53.258	236.3	35:36.740
17	2:13.031	36.557	40.026	56.448	231.7	39:30.714	17 2	2:04.882	34.499	37.631	52.752	235.2	37:41.622
18	2:13.112	36.619	39.834	56.659	231.7	41:43.826	18 2	2:05.726	34.498	37.791	53.437	237.3	39:47.348
19	2:12.314	36.275	39.834	56.205	231.2	43:56.140	19 2	2:05.940	34.570	37.942	53.428	236.8	41:53.288
20	2:12.338	36.345	39.560	56.433	232.2	46:08.478	20 2	2:05.844	34.841	37.892	53.111	237.8	43:59.132
21	2:11.927	36.108	39.409	56.410	231.7	48:20.405	21 2	2:06.339	34.609	38.134	53.596	236.3	46:05.471
22	2:11.906	36.175	39.588	56.143	231.2	50:32.311	22 2	2:06.544	35.021	38.088	53.435	236.3	48:12.015
23	2:14.674	37.036	40.005	57.633	232.7	52:46.985	23 2	2:06.784	34.825	38.039	53.920	235.2	50:18.799
24	2:12.650	36.725	39.592	56.333	231.7	54:59.635	24 2	2:08.175	36.078	38.971	53.126	235.8	52:26.974
25	2:12.463	36.235	40.117	56.111	229.7	57:12.098	25 2	2:05.210	34.531	37.792	52.887	236.3	54:32.184
26	2:13.623	37.266	39.887	56.470	232.2	59:25.721	26 2	2:05.513	34.360	37.627	53.526	237.3	56:37.697
27	2:14.417	36.661	40.646	57.110	232.2	1:01:40.138	27 2	2:05.450	34.317	37.762	53.371	237.3	58:43.147
28							28 2	2:05.667	34.800	37.884	52.983	236.8	1:00:48.814
29							29 2	2:06.907	34.338	37.863	54.706	237.8	1:02:55.721

14						
1 Florian Scholze			Mercedes AMG GT3 - 2020			
AM		2 Jens Liebhauser	AKM Motorsport			
Lap D	Time	Sector 1	Sector 2	Sector 3	T. Spd	Elapsed
1 2	2:11.967	39.571	38.488	53.908	216.8	2:11.967
2 2	2:05.598	35.047	37.742	52.809	241.0	4:17.565
3 2	2:04.796	34.439	37.639	52.718	242.1	6:22.361
4 2	2:04.602	34.405	37.517	52.680	240.5	8:26.963
5 2	2:04.414	34.415	37.471	52.528	240.5	10:31.377
6 2	2:05.108	34.319	37.501	53.288	242.1	12:36.485
7 2	2:04.351	34.077	37.714	52.560	242.1	14:40.836
8 2	2:03.940	34.158	37.482	52.300	243.2	16:44.776
9 2	2:04.420	34.110	37.574	52.736	243.2	18:49.196
10 2	2:07.320	34.402	38.678	54.240	243.2	20:56.516
11 2	2:05.513	34.147	37.301	54.065	242.6	23:02.029
12 2	2:08.505	34.989	39.917	53.599	242.1	25:10.534
13 2	2:06.285	34.893	37.979	53.413	240.0	27:16.819
14 2	2:13.077 P	34.752	37.874	1:00.451	241.6	29:29.896
15 1	3:12.404	1:40.387	38.830	53.187	149.7	32:42.300
16 1	2:05.187	34.439	37.979	52.769	243.2	34:47.487
17 1	2:03.981	34.182	37.310	52.489	241.6	36:51.468
18 1	2:04.473	34.225	37.674	52.574	243.2	38:55.941
19 1	2:04.485	34.140	37.669	52.676	243.2	41:00.426
20 1	2:05.385	35.039	37.584	52.762	242.1	43:05.811
21 1	2:04.493	34.353	37.355	52.785	242.1	45:10.304
22 1	2:04.808	34.676	37.441	52.691	241.6	47:15.112
23 1	6:17.717 P	34.953	37.940	5:04.824	241.0	53:32.829





Paul Ricard
International GT Open
Race - 2
Lap Analysis



19

1 Baptiste Moulin

Lamborghini Huracan GT3 EVO

22

1 Shaun Balfe

Audi R8 GT3 LMS 2019

PRO 2 Yuki Nemoto Vincenzo Sospiri Racing PROAM 2 Adam Carroll Balfe Motorsport

Lap	D	Time	Sector 1	Sector 2	Sector 3	T. Spd	Elapsed	Lap	D	Time	Sector 1	Sector 2	Sector 3	T. Spd	Elapsed
1	2	2:07.355	37.108	37.836	52.411	229.7	2:07.355	1	2	2:08.001	37.774	37.991	52.236	219.5	2:08.001
2	2	2:03.925	34.219	37.506	52.200	238.9	4:11.280	2	2	2:04.135	34.260	37.623	52.252	238.4	4:12.136
3	2	2:04.206	34.222	37.561	52.423	238.9	6:15.486	3	2	2:04.335	34.207	37.767	52.361	239.4	6:16.471
4	2	2:03.793	34.054	37.522	52.217	237.3	8:19.279	4	2	2:04.388	34.337	37.847	52.204	240.0	8:20.859
5	2	2:03.515	33.932	37.461	52.122	237.3	10:22.794	5	2	2:03.901	34.143	37.636	52.122	238.9	10:24.760
6	2	2:03.213	33.995	37.358	51.860	237.3	12:26.007	6	2	2:03.882	34.158	37.548	52.176	238.9	12:28.642
7	2	2:03.231	33.897	37.394	51.940	237.8	14:29.238	7	2	2:03.564	33.941	37.539	52.084	237.8	14:32.206
8	2	2:03.353	34.053	37.413	51.887	239.4	16:32.591	8	2	2:03.631	33.997	37.571	52.063	239.4	16:35.837
9	2	2:04.508	33.964	37.457	53.087	241.0	18:37.099	9	2	2:04.026	33.835	37.452	52.739	240.5	18:39.863
10	2	2:03.745	33.894	37.368	52.483	237.3	20:40.844	10	2	2:03.578	33.940	37.337	52.301	243.2	20:43.441
11	2	2:03.393	34.041	37.405	51.947	237.3	22:44.237	11	2	2:03.388	33.788	37.537	52.063	240.5	22:46.829
12	2	2:03.314	33.928	37.328	52.058	238.9	24:47.551	12	2	2:03.469	34.035	37.478	51.956	241.0	24:50.298
13	2	2:04.014	34.176	37.474	52.364	237.8	26:51.565	13	2	2:04.588	34.620	37.598	52.370	239.4	26:54.886
14	2	2:03.821	33.991	37.435	52.395	237.3	28:55.386	14	2	2:03.704	34.000	37.526	52.178	241.0	28:58.590
15	2	2:03.811	33.978	37.681	52.152	240.0	30:59.197	15	2	2:03.495	33.948	37.600	51.947	243.2	31:02.085
16	2	2:59.560 P	33.859	37.630	1:48.071	238.9	33:58.757	16	2	2:10.355 P	33.858	37.351	59.146	241.6	33:12.440
17	1	2:19.539	49.807	37.600	52.132	147.7	36:18.296	17	1	3:10.153	1:38.201	38.184	53.768	148.1	36:22.593
18	1	2:03.643	34.057	37.439	52.147	242.1	38:21.939	18	1	2:07.300	34.889	38.336	54.075	239.4	38:29.893
19	1	2:03.529	33.876	37.335	52.318	240.5	40:25.468	19	1	2:07.548	34.954	38.309	54.285	238.9	40:37.441
20	1	2:03.885	34.034	37.709	52.142	240.5	42:29.353	20	1	2:07.169	35.683	38.144	53.342	238.9	42:44.610
21	1	2:03.674	33.978	37.415	52.281	238.9	44:33.027	21	1	2:06.547	34.918	38.086	53.543	240.0	44:51.157
22	1	2:03.674	33.864	37.564	52.246	239.4	46:36.701	22	1	2:08.033	34.806	38.479	54.748	239.4	46:59.190
23	1	2:03.373	33.968	37.380	52.025	239.4	48:40.074	23	1	2:06.491	34.720	38.491	53.280	240.0	49:05.681
24	1	2:03.793	33.968	37.503	52.322	240.0	50:43.867	24	1	2:05.792	34.479	38.041	53.272	238.9	51:11.473
25	1	2:03.598	33.870	37.465	52.263	240.0	52:47.465	25	1	2:06.105	34.502	38.000	53.603	239.4	53:17.578
26	1	2:03.822	34.168	37.406	52.248	241.6	54:51.287	26	1	2:06.393	34.832	38.069	53.492	238.4	55:23.971
27	1	2:03.806	34.157	37.560	52.089	240.5	56:55.093	27	1	2:06.347	34.977	37.870	53.500	237.8	57:30.318
28	1	2:03.512	33.886	37.384	52.242	240.5	58:58.605	28	1	2:06.304	35.164	37.893	53.247	241.0	59:36.622
29	1	2:04.143	33.985	37.572	52.586	239.4	1:01:02.748	29	1	2:09.239	34.802	39.399	55.038	238.4	1:01:45.861





Paul Ricard
International GT Open
Race - 2
Lap Analysis



24 1 Maciej Blazek Porsche 991 GT3 Cup gen 2
 CUPPA 2 Mateusz Lisowski A&P Racing Team PTT Tech Support

26 1 Maciej Darmetko Porsche 911 GT3 Cup gen 2
 CUPPA 2 Artur Janosz Q1 by EMG Motorsport

Lap	D	Time	Sector 1	Sector 2	Sector 3	T. Spd	Elapsed
1	2	2:17.254	42.122	39.787	55.345	233.7	2:17.254
2	2	2:10.314	35.871	39.351	55.092	230.7	4:27.568
3	2	2:09.954	35.690	39.206	55.058	230.7	6:37.522
4	2	2:09.860	35.571	39.190	55.099	230.7	8:47.382
5	2	2:10.134	35.633	39.166	55.335	230.2	10:57.516
6	2	2:10.306	35.834	39.224	55.248	230.7	13:07.822
7	2	2:10.643	35.789	39.322	55.532	230.2	15:18.465
8	2	2:10.202	35.627	39.255	55.320	230.2	17:28.667
9	2	2:10.504	35.695	39.443	55.366	230.7	19:39.171
10	2	2:10.577	35.687	39.377	55.513	230.2	21:49.748
11	2	2:10.760	35.877	39.236	55.647	230.2	24:00.508
12	2	2:10.302	35.699	39.331	55.272	230.7	26:10.810
13	2	2:10.803	36.180	39.290	55.333	229.7	28:21.613
14	2	2:10.349	35.715	39.330	55.304	231.2	30:31.962
15	2	2:11.989	35.837	40.462	55.690	230.7	32:43.951
16	2	3:11.437 P	35.830	39.349	1:56.258	232.7	35:55.388
17	1	2:47.202	1:07.660	41.768	57.774	140.0	38:42.590
18	1	2:15.398	37.714	40.394	57.290	231.2	40:57.988
19	1	2:15.426	37.798	39.942	57.686	231.7	43:13.414
20	1	2:14.825	36.961	40.396	57.468	231.2	45:28.239
21	1	2:14.455	36.980	40.152	57.323	231.2	47:42.694
22	1	2:15.486	37.060	40.424	58.002	231.2	49:58.180
23	1	2:13.859	36.708	39.911	57.240	231.2	52:12.039
24	1	2:13.868	36.873	39.892	57.103	231.2	54:25.907
25	1	2:14.430	36.725	40.018	57.687	231.7	56:40.337
26	1	2:13.939	36.661	39.980	57.298	232.2	58:54.276
27	1	2:16.826	37.993	41.122	57.711	231.7	1:01:11.102

Lap	D	Time	Sector 1	Sector 2	Sector 3	T. Spd	Elapsed
1	1	2:24.880	44.765	41.307	58.808	231.7	2:24.880
2	1	2:14.483	37.591	39.912	56.980	230.7	4:39.363
3	1	2:14.737	37.024	40.649	57.064	232.2	6:54.100
4	1	2:14.327	37.218	40.221	56.888	233.2	9:08.427
5	1	2:12.779	36.711	39.734	56.334	230.2	11:21.206
6	1	2:12.385	36.452	39.757	56.176	230.2	13:33.591
7	1	2:12.748	36.548	39.751	56.449	230.7	15:46.339
8	1	2:12.756	36.545	39.606	56.605	230.7	17:59.095
9	1	2:12.961	36.771	39.831	56.359	230.7	20:12.056
10	1	2:14.001	36.562	41.036	56.403	231.2	22:26.057
11	1	2:20.289 P	36.712	39.850	1:03.727	230.7	24:46.346
12	2	3:15.933	1:40.060	39.620	56.253	141.3	28:02.279
13	2	2:12.108	36.921	39.589	55.598	231.7	30:14.387
14	2	2:11.306	35.751	39.982	55.573	232.2	32:25.693
15	2	2:10.835	35.888	39.313	55.634	232.2	34:36.528
16	2	2:12.012	35.654	39.443	56.915	232.7	36:48.540
17	2	2:11.292	35.961	39.975	55.356	234.2	38:59.832
18	2	2:10.642	35.853	39.287	55.502	233.2	41:10.474
19	2	2:11.494	36.436	39.410	55.648	234.2	43:21.968
20	2	2:11.262	35.997	39.639	55.626	232.7	45:33.230
21	2	2:10.563	35.799	39.307	55.457	232.7	47:43.793
22	2	2:12.521	36.641	39.271	56.609	233.2	49:56.314
23	2	2:11.203	35.896	39.601	55.706	231.2	52:07.517
24	2	2:10.951	35.716	39.540	55.695	232.2	54:18.468
25	2	2:10.904	35.835	39.344	55.725	232.2	56:29.372
26	2	2:11.010	35.888	39.554	55.568	232.7	58:40.382
27	2	2:13.425	38.273	39.464	55.688	232.7	1:00:53.807
28	2	2:11.765	36.113	39.514	56.138	232.7	1:03:05.572





Paul Ricard
International GT Open
Race - 2
Lap Analysis



27

1 Marcio Mauro

Porsche 911 GT3 Cup gen 2

28

1 Dino Zamparelli

Porsche 911 GT3 Cup gen 2

CUPAM

2 Oscar Aristot

Three Sixty Racing Team

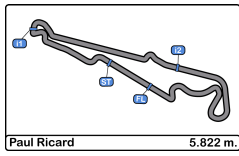
CUPPA

2 Jan Klingelberg

J. Morcillo / E2P Racing

Lap	D	Time	Sector 1	Sector 2	Sector 3	T. Spd	Elapsed	Lap	D	Time	Sector 1	Sector 2	Sector 3	T. Spd	Elapsed
1	2	2:30.702	46.842	44.674	59.186	230.2	2:30.702	1	2	2:39.429	43.376	41.152	1:14.901	230.2	2:39.429
2	2	2:19.967	38.696	41.451	59.820	226.4	4:50.669	2	2	2:15.881	37.632	40.458	57.791	230.2	4:55.310
3	2	2:19.205	38.628	41.459	59.118	226.4	7:09.874	3	2	2:19.285	40.297	41.318	57.670	229.7	7:14.595
4	2	2:17.132	38.072	41.167	57.893	228.3	9:27.006	4	2	2:13.793	36.673	40.100	57.020	229.2	9:28.388
5	2	2:18.116	37.771	41.535	58.810	227.3	11:45.122	5	2	2:16.600	36.718	41.322	58.560	230.7	11:44.988
6	2	2:19.527	40.012	42.029	57.486	225.9	14:04.649	6	2	2:15.393	36.856	41.200	57.337	229.2	14:00.381
7	2	2:18.807	37.633	41.030	1:00.144	229.2	16:23.456	7	2	2:14.119	36.790	40.046	57.283	230.2	16:14.500
8	2	2:20.062	38.424	42.916	58.722	228.3	18:43.518	8	2	2:15.774	37.026	41.307	57.441	230.2	18:30.274
9	2	2:18.746	38.078	42.185	58.483	229.2	21:02.264	9	2	2:17.584	36.797	40.800	59.987	229.7	20:47.858
10	2	2:17.711	37.920	41.120	58.671	228.8	23:19.975	10	2	2:16.582	37.310	41.123	58.149	231.2	23:04.440
11	2	2:16.635	38.147	40.819	57.669	218.6	25:36.610	11	2	3:07.111 P	37.011	42.210	1:47.890	231.2	26:11.551
12	2	4:07.030 P	38.561	41.079	2:47.390	227.8	29:43.640	12	1	2:30.495	54.629	39.894	55.972	139.7	28:42.046
13	1	2:35.999	54.402	42.783	58.814	135.6	32:19.639	13	1	2:11.831	36.351	39.646	55.834	231.2	30:53.877
14	1	2:19.409	38.914	41.520	58.975	228.8	34:39.048	14	1	2:13.012	36.127	39.579	57.306	230.2	33:06.889
15	1	2:17.178	38.579	41.080	57.519	230.2	36:56.226	15	1	2:11.156	35.852	39.658	55.646	232.2	35:18.045
16	1	2:18.093	38.350	41.689	58.054	230.2	39:14.319	16	1	2:12.219	36.738	39.735	55.746	230.2	37:30.264
17	1	2:18.302	38.480	41.574	58.248	229.7	41:32.621	17	1	2:11.511	36.088	39.655	55.768	230.7	39:41.775
18	1	2:16.163	37.820	40.856	57.487	229.7	43:48.784	18	1	2:11.096	35.812	39.629	55.655	231.2	41:52.871
19	1	2:16.847	38.831	40.669	57.347	229.7	46:05.631	19	1	2:11.986	36.909	39.521	55.556	230.7	44:04.857
20	1	2:16.278	37.488	40.588	58.202	230.7	48:21.909	20	1	2:10.733	35.734	39.365	55.634	231.7	46:15.590
21	1	2:15.440	37.458	40.671	57.311	230.7	50:37.349	21	1	2:10.702	35.682	39.362	55.658	231.2	48:26.292
22	1	2:16.870	38.991	41.035	56.844	220.8	52:54.219	22	1	2:11.102	35.679	39.378	56.045	231.2	50:37.394
23	1	2:17.493	38.146	40.456	58.891	230.7	55:11.712	23	1	2:12.485	35.963	40.352	56.170	229.7	52:49.879
24	1	2:17.542	38.393	41.420	57.729	231.7	57:29.254	24	1	2:11.745	35.847	39.797	56.101	231.7	55:01.624
25	1	2:16.340	37.843	40.721	57.776	230.7	59:45.594	25	1	2:13.468	36.514	40.026	56.928	233.2	57:15.092
26	1	2:16.570	38.151	40.723	57.696	230.2	1:02:02.164	26	1	2:13.151	36.710	39.561	56.880	233.2	59:28.243
								27	1	2:12.077	35.901	40.123	56.053	231.7	1:01:40.320





Paul Ricard
International GT Open
Race - 2
Lap Analysis



32

1 Fernando Fortes

Porsche 911 GT3 Cup gen 2

44

1 Eugenio Pisani

Porsche 911 GT3 Cup gen 1

CUPAM

2

Three Sixty Racing Team

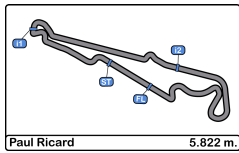
CUPPA

2 Stefano Bozzoni

Eugenio Pisani

Lap	D	Time	Sector 1	Sector 2	Sector 3	T. Spd	Elapsed	Lap	D	Time	Sector 1	Sector 2	Sector 3	T. Spd	Elapsed
1		2:24.057	45.258	41.148	57.651	230.2	2:24.057	1	2	2:38.969	45.808	54.639	58.522	219.9	2:38.969
2		2:14.566	37.464	40.316	56.786	229.7	4:38.623	2	2	2:18.362	37.438	41.984	58.940	233.2	4:57.331
3		2:15.279	37.293	40.974	57.012	228.8	6:53.902	3	2	2:18.035	37.795	41.562	58.678	236.3	7:15.366
4		2:14.751	38.035	40.239	56.477	226.4	9:08.653	4	2	2:16.664	37.415	40.815	58.434	235.2	9:32.030
5		2:13.791	37.163	40.182	56.446	230.2	11:22.444	5	2	2:17.859	37.670	41.679	58.510	234.2	11:49.889
6		2:14.333	36.761	40.475	57.097	229.7	13:36.777	6	2	2:16.740	37.688	40.679	58.373	235.8	14:06.629
7		2:13.469	36.714	40.241	56.514	229.2	15:50.246	7	2	2:17.011	37.365	40.494	59.152	237.3	16:23.640
8		2:13.639	36.700	40.289	56.650	228.8	18:03.885	8	2	2:18.252	37.259	41.119	59.874	236.8	18:41.892
9		2:15.356	36.848	41.373	57.135	228.8	20:19.241	9	2	2:19.239	37.617	42.215	59.407	230.7	21:01.131
10		2:13.731	36.892	40.199	56.640	228.8	22:32.972	10	2	2:19.047	38.030	42.785	58.232	235.8	23:20.178
11		2:14.545	36.644	40.400	57.501	228.8	24:47.517	11	2	2:18.388 P	36.996	40.808	1:00.584	235.8	25:38.566
12		2:15.829	37.799	40.848	57.182	228.3	27:03.346	12	1	3:17.142	1:42.272	38.941	55.929	141.1	28:55.708
13		3:06.188 P	36.753	39.985	1:49.450	227.8	30:09.534	13	1	2:12.926	38.076	38.903	55.947	236.3	31:08.634
14		2:29.813	52.659	40.403	56.751	139.3	32:39.347	14	1	2:09.789	35.553	38.934	55.302	238.9	33:18.423
15		2:15.008	37.069	41.643	56.296	227.3	34:54.355	15	1	2:09.398	35.492	38.670	55.236	237.8	35:27.821
16		2:13.625	36.655	40.117	56.853	228.3	37:07.980	16	1	2:09.657	35.597	38.913	55.147	238.4	37:37.478
17		2:13.558	36.761	40.273	56.524	228.3	39:21.538	17	1	2:12.107	35.608	39.079	57.420	238.4	39:49.585
18		2:13.399	36.505	40.424	56.470	229.2	41:34.937	18	1	2:10.226	35.811	39.008	55.407	239.4	41:59.811
19		2:14.317	37.115	40.388	56.814	228.8	43:49.254	19	1	2:09.989	35.587	38.985	55.417	237.8	44:09.800
20		2:14.457	37.598	40.440	56.419	230.2	46:03.711	20	1	2:09.816	35.587	38.977	55.252	239.4	46:19.616
21		2:13.864	37.218	40.199	56.447	228.3	48:17.575	21	1	2:10.388	35.885	38.992	55.511	238.4	48:30.004
22		2:14.029	36.993	40.300	56.736	229.2	50:31.604	22	1	2:10.949	35.807	38.963	56.179	238.9	50:40.953
23		2:14.547	37.128	40.452	56.967	227.3	52:46.151	23	1	2:10.763	35.961	39.282	55.520	238.9	52:51.716
24		2:14.658	36.884	40.493	57.281	228.3	55:00.809	24	1	2:10.860	35.811	39.026	56.023	238.9	55:02.576
25		2:14.159	37.063	38.924	58.172	228.8	57:14.968	25	1	2:17.617 P	36.036	39.631	1:01.950	241.6	57:20.193
26		2:14.484	37.453	40.351	56.680	225.4	59:29.452	26	1	2:25.746	51.111	38.900	55.735	140.9	59:45.939
27		2:16.050	37.325	41.538	57.187	231.7	1:01:45.502	27	1	2:11.754	36.219	39.492	56.043	238.9	1:01:57.693





Paul Ricard
International GT Open
Race - 2
Lap Analysis



47

1 Alexander Moiseev

Mercedes AMG GT3 - 2020

48

1 Markus Sattler

Mercedes AMG GT3 - 2020

PROAM

2 Loris Spinelli

AKM Motorsport

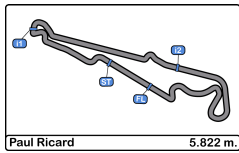
PROAM

2 Nico Bastian

Winward

Lap	D	Time	Sector 1	Sector 2	Sector 3	T. Spd	Elapsed	Lap	D	Time	Sector 1	Sector 2	Sector 3	T. Spd	Elapsed
1	1	2:13.578	40.689	38.767	54.122	208.4	2:13.578	1	1	2:13.313	40.368	38.493	54.452	230.2	2:13.313
2	1	2:07.642	35.064	38.586	53.992	240.0	4:21.220	2	1	2:06.608	35.106	38.085	53.417	239.4	4:19.921
3	1	2:06.081	34.790	37.884	53.407	241.6	6:27.301	3	1	2:06.211	34.791	38.033	53.387	240.0	6:26.132
4	1	2:05.588	34.617	37.876	53.095	241.0	8:32.889	4	1	2:05.891	34.566	38.040	53.285	238.9	8:32.023
5	1	2:05.553	34.585	37.998	52.970	241.0	10:38.442	5	1	2:05.680	34.604	37.875	53.201	238.4	10:37.703
6	1	2:05.918	34.635	38.247	53.036	241.6	12:44.360	6	1	2:05.644	34.638	37.939	53.067	238.9	12:43.347
7	1	2:05.429	34.380	37.749	53.300	241.6	14:49.789	7	1	2:05.786	34.480	37.881	53.425	239.4	14:49.133
8	1	2:05.960	34.532	38.031	53.397	242.1	16:55.749	8	1	2:06.212	34.694	37.875	53.643	240.0	16:55.345
9	1	2:06.280	34.509	37.724	54.047	241.0	19:02.029	9	1	2:05.383	34.337	37.895	53.151	239.4	19:00.728
10	1	2:05.981	34.464	38.107	53.410	241.0	21:08.010	10	1	2:06.262	34.778	38.119	53.365	240.0	21:06.990
11	1	2:07.586	34.847	38.905	53.834	241.0	23:15.596	11	1	2:06.149	34.558	38.038	53.553	240.5	23:13.139
12	1	2:15.764 P	34.627	37.977	1:03.160	241.6	25:31.360	12	1	3:01.893 P	35.090	38.204	1:48.599	240.0	26:15.032
13	2	3:03.545	1:34.467	37.346	51.732	148.7	28:34.905	13	2	2:18.710	49.896	37.174	51.640	148.3	28:33.742
14	2	2:02.191	33.656	36.916	51.619	242.1	30:37.096	14	2	2:02.245	33.728	36.893	51.624	241.6	30:35.987
15	2	2:02.464	33.757	37.124	51.583	243.2	32:39.560	15	2	2:02.927	33.987	37.149	51.791	241.6	32:38.914
16	2	2:02.475	33.696	37.133	51.646	243.7	34:42.035	16	2	2:02.327	33.677	37.029	51.621	241.0	34:41.241
17	2	2:02.847	33.792	37.105	51.950	244.3	36:44.882	17	2	2:02.300	33.763	37.020	51.517	242.6	36:43.541
18	2	2:02.803	33.715	37.201	51.887	243.7	38:47.685	18	2	2:02.291	33.599	37.053	51.639	242.1	38:45.832
19	2	2:02.736	33.525	37.369	51.842	243.7	40:50.421	19	2	2:02.640	34.012	37.093	51.535	242.6	40:48.472
20	2	2:02.464	33.771	37.016	51.677	244.8	42:52.885	20	2	2:03.033	34.272	37.291	51.470	241.6	42:51.505
21	2	2:02.672	33.665	37.221	51.786	243.7	44:55.557	21	2	2:02.339	33.601	37.016	51.722	241.6	44:53.844
22	2	2:03.100	33.530	37.294	52.276	243.7	46:58.657	22	2	2:03.538	33.683	37.086	52.769	242.6	46:57.382
23	2	2:02.942	33.612	37.021	52.309	243.2	49:01.599	23	2	2:03.185	33.678	37.117	52.390	241.6	49:00.567
24	2	2:03.017	33.678	37.037	52.302	244.3	51:04.616	24	2	2:02.394	33.688	37.161	51.545	241.0	51:02.961
25	2	2:03.090	33.815	37.258	52.017	241.6	53:07.706	25	2	2:02.545	33.774	37.265	51.506	241.0	53:05.506
26	2	2:02.549	33.529	37.116	51.904	243.2	55:10.255	26	2	2:02.680	33.685	37.078	51.917	241.6	55:08.186
27	2	2:03.288	33.563	37.180	52.545	243.2	57:13.543	27	2	2:03.831	33.670	37.169	52.992	243.2	57:12.017
28	2	2:03.271	34.060	37.145	52.066	243.7	59:16.814	28	2	2:03.550	34.392	37.379	51.779	240.5	59:15.567
29	2	2:02.924	33.503	37.303	52.118	243.7	1:01:19.738	29	2	2:03.184	33.912	37.448	51.824	240.0	1:01:18.751





Paul Ricard
International GT Open
Race - 2
Lap Analysis



63

1 Michele Beretta
 Lamborghini Huracan GT3 Evo
 PRO
 2 Frederik Schandorff
 Vincenzo Sospiri Racing

66

1 Andrzej Lewandowski
 Lamborghini Huracan Super Trofeo Evo
 CUPAM
 2 Vincenzo Sospiri Racing

Lap	D	Time	Sector 1	Sector 2	Sector 3	T. Spd	Elapsed	Lap	D	Time	Sector 1	Sector 2	Sector 3	T. Spd	Elapsed
1	1	2:09.435	38.209	38.372	52.854	223.6	2:09.435	1	1	2:18.077	42.206	40.220	55.651	232.2	2:18.077
2	1	2:04.611	34.671	37.720	52.220	240.0	4:14.046	2	1	2:11.234	36.134	39.594	55.506	233.2	4:29.311
3	1	2:03.899	33.927	37.413	52.559	239.4	6:17.945	3	1	2:11.216	36.147	39.586	55.483	231.7	6:40.527
4	1	2:03.994	33.990	37.419	52.585	239.4	8:21.939	4	1	2:11.529	36.122	39.767	55.640	231.2	8:52.056
5	1	2:04.274	34.369	37.418	52.487	240.5	10:26.213	5	1	2:12.632	36.061	39.581	56.990	229.7	11:04.688
6	1	2:03.737	33.967	37.407	52.363	241.0	12:29.950	6	1	2:10.712	35.921	39.327	55.464	230.7	13:15.400
7	1	2:04.211	34.087	37.385	52.739	240.0	14:34.161	7	1	2:11.135	36.054	39.643	55.438	232.2	15:26.535
8	1	2:03.808	34.230	37.384	52.194	240.5	16:37.969	8	1	2:10.234	35.999	39.183	55.052	231.7	17:36.769
9	1	2:05.267	35.468	37.390	52.409	241.0	18:43.236	9	1	2:10.719	35.869	39.485	55.365	230.7	19:47.488
10	1	2:04.511	34.835	37.401	52.275	242.1	20:47.747	10	1	2:10.827	35.839	39.544	55.444	231.2	21:58.315
11	1	2:04.201	33.913	37.814	52.474	240.0	22:51.948	11	1	2:10.302	35.798	39.275	55.229	231.7	24:08.617
12	1	2:54.146 P	33.859	37.276	1:43.011	240.5	25:46.094	12	1	3:14.028 P	35.942	39.505	1:58.581	231.7	27:22.645
13	2	2:18.836	49.308	37.522	52.006	149.7	28:04.930	13	2	2:27.616	52.518	39.419	55.679	135.3	29:50.261
14	2	2:02.721	33.709	37.297	51.715	239.4	30:07.651	14	2	2:10.638	36.052	39.295	55.291	231.2	32:00.899
15	2	2:03.190	33.614	37.695	51.881	239.4	32:10.841	15	2	2:10.555	35.880	39.358	55.317	231.2	34:11.454
16	2	2:02.909	33.650	37.320	51.939	241.6	34:13.750	16	2	2:12.320	35.728	40.255	56.337	231.2	36:23.774
17	2	2:03.597	33.823	37.816	51.958	240.0	36:17.347	17	2	2:11.166	36.639	39.405	55.122	231.7	38:34.940
18	2	2:02.848	33.793	37.367	51.688	238.9	38:20.195	18	2	2:11.475	36.101	39.645	55.729	232.2	40:46.415
19	2	2:02.868	33.704	37.424	51.740	240.0	40:23.063	19	2	2:11.837	36.135	39.944	55.758	231.2	42:58.252
20	2	2:03.496	34.244	37.321	51.931	241.6	42:26.559	20	2	2:10.951	35.778	39.498	55.675	232.7	45:09.203
21	2	2:02.902	33.792	37.209	51.901	238.9	44:29.461	21	2	2:11.242	36.265	39.243	55.734	231.2	47:20.445
22	2	2:03.311	33.618	37.362	52.331	240.0	46:32.772	22	2	2:11.123	35.970	39.455	55.698	231.2	49:31.568
23	2	2:03.292	33.907	37.354	52.031	241.0	48:36.064	23	2	2:12.133	36.496	39.712	55.925	229.7	51:43.701
24	2	2:03.818	33.859	37.509	52.450	239.4	50:39.882	24	2	2:11.576	36.204	39.578	55.794	229.2	53:55.277
25	2	2:03.910	33.861	37.635	52.414	240.5	52:43.792	25	2	2:11.295	36.272	39.358	55.665	231.2	56:06.572
26	2	2:03.554	33.862	37.402	52.290	239.4	54:47.346	26	2	2:11.104	36.109	39.317	55.678	230.2	58:17.676
27	2	2:03.400	33.811	37.401	52.188	240.5	56:50.746	27	2	2:11.728	36.478	39.369	55.881	230.2	1:00:29.404
28	2	2:03.316	33.785	37.340	52.191	240.0	58:54.062	28	2	2:12.291	36.243	39.679	56.369	231.2	1:02:41.695
29	2	2:04.053	34.357	37.442	52.254	234.2	1:00:58.115								





Paul Ricard
International GT Open
Race - 2
Lap Analysis



72

1 Nick Moss

McLaren 720 S GT3

77

1 Al Faisal Al Zubair

Porsche 911 GT3-R II 2019

PROAM

2 Joe Osborne

Inception Racing

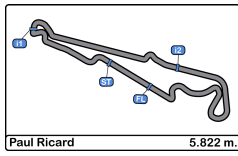
PRO

2 Andy Soucek

Lechner Racing

Lap	D	Time	Sector 1	Sector 2	Sector 3	T. Spd	Elapsed	Lap	D	Time	Sector 1	Sector 2	Sector 3	T. Spd	Elapsed
1	1	2:12.460	39.938	38.435	54.087	228.8	2:12.460	1	2	2:05.612	35.979	37.708	51.925	231.2	2:05.612
2	1	2:06.270	35.035	38.033	53.202	241.6	4:18.730	2	2	2:04.186	34.235	37.594	52.357	238.4	4:09.798
3	1	2:06.509	34.844	37.983	53.682	242.6	6:25.239	3	2	2:03.743	34.104	37.517	52.122	238.9	6:13.541
4	1	2:05.550	34.832	37.579	53.139	241.6	8:30.789	4	2	2:03.569	33.985	37.410	52.174	238.4	8:17.110
5	1	2:05.871	34.624	37.621	53.626	241.6	10:36.660	5	2	2:03.468	34.068	37.358	52.042	237.8	10:20.578
6	1	2:05.029	34.459	37.525	53.045	241.6	12:41.689	6	2	2:03.627	34.120	37.404	52.103	237.8	12:24.205
7	1	2:05.362	34.623	37.504	53.235	241.6	14:47.051	7	2	2:03.847	34.179	37.416	52.252	238.4	14:28.052
8	1	2:05.121	34.517	37.526	53.078	242.6	16:52.172	8	2	2:03.331	33.886	37.429	52.016	238.9	16:31.383
9	1	2:04.887	34.337	37.405	53.145	241.6	18:57.059	9	2	2:06.170	33.942	37.372	54.856	240.5	18:37.553
10	1	2:05.813	34.498	37.638	53.677	242.1	21:02.872	10	2	2:03.716	34.094	37.448	52.174	239.4	20:41.269
11	1	2:05.920	35.381	37.543	52.996	243.2	23:08.792	11	2	2:03.487	34.012	37.417	52.058	241.6	22:44.756
12	1	2:12.598 P	34.522	37.896	1:00.180	242.1	25:21.390	12	2	2:03.453	33.981	37.339	52.133	241.6	24:48.209
13	2	3:13.968	1:45.206	37.330	51.432	147.5	28:35.358	13	2	2:04.074	34.752	37.386	51.936	240.0	26:52.283
14	2	2:02.192	33.590	37.064	51.538	244.3	30:37.550	14	2	2:03.421	34.029	37.194	52.198	240.0	28:55.704
15	2	2:02.414	33.677	37.097	51.640	245.4	32:39.964	15	2	2:04.047	34.009	37.464	52.574	241.0	30:59.751
16	2	2:02.591	33.711	37.051	51.829	246.0	34:42.555	16	2	2:03.627	33.915	37.262	52.450	241.6	33:03.378
17	2	2:03.285	33.702	37.057	52.526	244.8	36:45.840	17	2	2:53.939 P	33.729	37.318	1:42.892	241.0	35:57.317
18	2	2:02.549	33.414	37.029	52.106	244.8	38:48.389	18	1	2:20.262	50.551	37.294	52.417	151.6	38:17.579
19	2	2:02.581	33.480	37.122	51.979	244.8	40:50.970	19	1	2:03.681	33.978	37.350	52.353	240.5	40:21.260
20	2	2:03.232	33.954	37.375	51.903	246.0	42:54.202	20	1	2:03.382	34.024	37.284	52.074	240.0	42:24.642
21	2	2:02.746	33.624	37.149	51.973	244.3	44:56.948	21	1	2:03.404	34.027	37.210	52.167	239.4	44:28.046
22	2	2:02.764	33.753	37.060	51.951	243.2	46:59.712	22	1	2:04.225	34.056	37.721	52.448	240.5	46:32.271
23	2	2:04.432	34.484	37.538	52.410	245.4	49:04.144	23	1	2:04.687	34.636	37.691	52.360	240.0	48:36.958
24	2	2:04.228	33.782	37.240	53.206	243.2	51:08.372	24	1	2:03.568	34.060	37.175	52.333	241.6	50:40.526
25	2	2:03.827	34.403	37.260	52.164	243.7	53:12.199	25	1	2:05.250	34.548	37.271	53.431	242.6	52:45.776
26	2	2:02.791	33.624	37.035	52.132	243.7	55:14.990	26	1	2:04.278	34.190	37.496	52.592	241.0	54:50.054
27	2	2:04.031	34.284	37.047	52.700	244.3	57:19.021	27	1	2:03.587	34.316	37.215	52.056	241.0	56:53.641
28	2	2:04.289	33.783	37.247	53.259	244.3	59:23.310	28	1	2:03.591	33.940	37.283	52.368	242.1	58:57.232
29	2	2:02.292	33.386	37.050	51.856	242.6	1:01:25.602	29	1	2:05.714	34.512	37.465	53.737	241.6	1:01:02.946



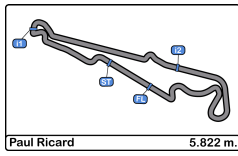


Paul Ricard
International GT Open
Race - 2
Lap Analysis



190							191								
CUPAM			1 Fernando Navarrete Porsche 911 GT3 Cup gen 1				CUPPA			1 Rodrigue Gillion Aston Martin Vantage					
CUPAM			2 Fernando Navarrete jr Three Sixty Racing Team				CUPPA			2 Nico Verdonck PROsport Racing					
Lap	D	Time	Sector 1	Sector 2	Sector 3	T. Spd	Elapsed	Lap	D	Time	Sector 1	Sector 2	Sector 3	T. Spd	Elapsed
1	1	2:32.002	48.008	44.103	59.891	230.7	2:32.002	1	2	2:17.561	41.907	39.672	55.982	232.2	2:17.561
2	1	2:18.055	38.470	40.998	58.587	232.7	4:50.057	2	2	2:10.808	36.133	39.109	55.566	236.8	4:28.369
3	1	2:19.137	38.355	41.104	59.678	232.7	7:09.194	3	2	2:10.031	35.735	39.002	55.294	235.2	6:38.400
4	1	2:17.103	37.620	40.755	58.728	233.2	9:26.297	4	2	2:09.773	35.529	38.908	55.336	234.7	8:48.173
5	1	2:17.292	38.000	40.966	58.326	233.2	11:43.589	5	2	2:10.494	35.723	39.369	55.402	234.2	10:58.667
6	1	2:19.395	37.899	41.412	1:00.084	234.7	14:02.984	6	2	2:09.867	35.718	38.813	55.336	235.2	13:08.534
7	1	2:19.705	38.052	41.990	59.663	234.2	16:22.689	7	2	2:10.433	35.659	38.907	55.867	235.8	15:18.967
8	1	2:19.976	37.393	41.201	1:01.382	233.2	18:42.665	8	2	2:10.265	35.833	39.026	55.406	236.3	17:29.232
9	1	2:28.500	37.891	41.767	1:08.842	234.7	21:11.165	9	2	2:10.603	35.883	38.985	55.735	235.8	19:39.835
10	1	2:17.178	37.488	40.782	58.908	234.2	23:28.343	10	2	2:10.300	35.806	38.992	55.502	235.8	21:50.135
11	1	2:17.910	37.328	41.337	59.245	235.2	25:46.253	11	2	2:10.930	36.015	39.018	55.897	237.3	24:01.065
12	1	2:29.820 P	37.748	41.609	1:10.463	234.7	28:16.073	12	2	2:10.447	35.873	39.008	55.566	236.3	26:11.512
13	2	3:22.404	1:47.264	39.327	55.813	147.9	31:38.477	13	2	2:10.771	36.187	39.002	55.582	234.2	28:22.283
14	2	2:10.893	36.135	39.056	55.702	236.8	33:49.370	14	2	3:08.865 P	35.944	39.060	1:53.861	235.8	31:31.148
15	2	2:10.783	36.189	39.135	55.459	236.3	36:00.153	15	1	2:32.875	54.569	40.383	57.923	137.4	34:04.023
16	2	2:11.096	36.103	39.233	55.760	236.8	38:11.249	16	1	2:13.871	36.565	39.979	57.327	233.7	36:17.894
17	2	2:11.143	35.850	39.089	56.204	236.8	40:22.392	17	1	2:15.109	36.733	40.378	57.998	234.2	38:33.003
18	2	2:12.113	36.479	39.450	56.184	236.8	42:34.505	18	1	2:15.294	37.553	40.350	57.391	234.7	40:48.297
19	2	2:11.911	36.526	39.288	56.097	236.8	44:46.416	19	1	2:14.155	37.111	40.093	56.951	234.7	43:02.452
20	2	2:14.273	36.092	39.402	58.779	237.3	47:00.689	20	1	2:13.216	36.426	40.181	56.609	234.2	45:15.668
21	2	2:11.470	36.096	39.356	56.018	237.8	49:12.159	21	1	2:12.510	36.151	39.732	56.627	234.7	47:28.178
22	2	2:11.198	36.297	39.052	55.849	237.3	51:23.357	22	1	2:12.207	36.058	39.872	56.277	234.2	49:40.385
23	2	2:11.450	35.946	39.295	56.209	237.3	53:34.807	23	1	2:12.014	36.122	39.821	56.071	233.7	51:52.399
24	2	2:10.992	35.998	39.010	55.984	236.8	55:45.799	24	1	2:11.717	36.083	39.620	56.014	233.2	54:04.116
25	2	2:11.543	36.131	39.285	56.127	237.3	57:57.342	25	1	2:12.859	36.029	40.285	56.545	234.2	56:16.975
26	2	2:11.333	36.126	39.291	55.916	237.3	1:00:08.675	26	1	2:12.151	36.134	39.690	56.327	234.2	58:29.126
27	2	2:12.228	36.522	39.686	56.020	236.8	1:02:20.903	27	1	2:12.860	36.293	39.944	56.623	233.7	1:00:41.986
								28	1	2:16.227	36.710	41.826	57.691	233.7	1:02:58.213



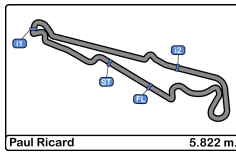


Paul Ricard
International GT Open
Race - 2
Analysis by Lap



Num	Lap Time	Gap	Num	Lap Time	Gap	Num	Lap Time	Gap	Num	Lap Time	Gap	Num	Lap Time	Gap					
Lap 16																			
77	2:03.627		88	2:03.125	1:13.262	8	2:05.339	1:30.848	48	2:03.033	26.863	12	2:12.338	1 Lap	8	2:06.567	1:38.503		
7	2:03.553	01.240	100	3:19.808	1 Lap	44	2:12.107	1 Lap	47	2:02.464	28.243	28	2:10.733	1 Lap	44	2:09.816	1 Lap		
28	2:13.012	2 Laps	4	2:02.069	1:27.938	Num Lap Time Gap			72	2:03.232	29.560	Num Lap Time Gap							
22	2:10.355	09.062	48	2:02.300	1:29.760	Lap 19													
100	2:19.319	1 Lap	47	2:02.847	1:31.101	77	2:03.681		66	2:11.837	1 Lap	Lap 22							
44	2:09.789	2 Laps	72	2:03.285	1:32.059	190	2:11.143	2 Laps	191	2:14.155	1 Lap	77	2:04.225						
17	2:05.227	1 Lap	26	2:12.012	1 Lap	63	2:02.868	01.803	14	2:05.385	41.169	63	2:03.311	00.501					
8	2:05.953	1 Lap	14	2:03.981	1:37.687	19	2:03.529	04.208	24	2:15.426	1 Lap	19	2:03.674	04.430					
190	2:10.893	2 Laps	27	2:17.178	2 Laps	7	2:04.154	09.429	26	2:11.494	1 Lap	7	2:04.267	11.552					
12	2:22.162	1 Lap	32	2:13.625	1 Lap	88	2:05.196	15.214	100	2:17.699	1 Lap	88	2:02.504	12.211					
19	2:59.560	55.379	12	3:22.193	1 Lap	22	2:07.548	16.181	27	2:16.163	2 Laps	11	2:05.178	22.543					
11	2:56.221	59.077	28	2:12.219	1 Lap	11	2:06.587	16.272	32	2:14.317	1 Lap	4	2:03.035	23.312					
191	2:32.875	1 Lap	44	2:09.657	1 Lap	66	2:11.475	1 Lap	12	2:12.314	1 Lap	48	2:03.538	25.111					
66	2:10.555	1 Lap	17	2:04.882	2:27.841	4	2:03.265	26.044	17	2:05.844	1:34.490	47	2:03.100	26.386					
63	2:02.909	1:10.372	8	2:05.549	2:29.307	191	2:15.294	1 Lap	8	2:06.062	1:35.340	22	2:08.033	26.919					
88	2:03.201	1:20.540	190	2:11.096	1 Lap	48	2:02.640	27.212	44	2:09.989	1 Lap	72	2:02.764	27.441					
26	2:10.835	1 Lap	Num Lap Time Gap			47	2:02.736	29.161	Num Lap Time Gap			190	2:14.273	2 Laps					
27	2:19.409	2 Laps	Lap 18																
4	2:02.092	1:36.272	77	2:20.262		72	2:02.581	29.710	Lap 21			14	2:04.808	42.841					
48	2:02.327	1:37.863	63	2:02.848	02.616	24	2:15.398	1 Lap	77	2:03.404		66	2:11.242	1 Lap					
47	2:02.475	1:38.657	19	2:03.643	04.360	14	2:04.485	39.166	63	2:02.902	01.415	191	2:12.510	1 Lap					
72	2:02.591	1:39.177	7	3:12.754	08.956	100	2:17.139	1 Lap	19	2:03.674	04.981	24	2:14.455	1 Lap					
14	2:05.187	1:44.109	22	2:07.300	12.314	26	2:10.642	1 Lap	7	2:04.367	11.510	26	2:10.563	1 Lap					
32	2:15.008	1 Lap	22	2:07.300	12.314	27	2:18.302	2 Laps	88	2:02.962	13.932	100	2:16.245	1 Lap					
Num Lap Time Gap			11	2:06.387	13.366	32	2:13.399	1 Lap	190	2:11.911	2 Laps	17	2:06.544	1:39.744					
Lap 17																			
7	2:09.163		88	2:04.235	13.699	12	2:13.112	1 Lap	11	2:06.510	21.590	8	2:06.591	1:40.869					
28	2:11.156	2 Laps	191	2:15.109	1 Lap	28	2:11.096	1 Lap	22	2:06.547	23.111	32	2:13.864	1 Lap					
44	2:09.398	2 Laps	66	2:11.166	1 Lap	17	2:05.940	1:32.028	4	2:02.242	24.502	12	2:11.927	1 Lap					
17	2:06.004	1 Lap	24	2:47.202	1 Lap	8	2:05.493	1:32.660	48	2:02.339	25.798	27	2:16.278	2 Laps					
8	2:05.383	1 Lap	4	2:02.320	26.460	44	2:10.226	1 Lap	47	2:02.672	27.511	28	2:10.702	1 Lap					
24	3:11.437	1 Lap	48	2:02.291	28.253	Num Lap Time Gap			72	2:02.746	28.902	44	2:10.388	1 Lap					
77	2:53.939	43.536	47	2:02.803	30.106	Lap 20													
190	2:10.783	2 Laps	72	2:02.549	30.810	77	2:03.382		66	2:10.951	1 Lap	Num Lap Time Gap							
63	2:03.597	1:03.566	100	2:16.639	1 Lap	63	2:03.496	01.917	14	2:04.493	42.258	63	2:03.292						
191	2:13.871	1 Lap	14	2:04.473	38.362	19	2:03.885	04.711	191	2:13.216	1 Lap	77	2:04.687	00.894					
19	2:19.539	1:04.515	26	2:11.292	1 Lap	190	2:12.113	2 Laps	24	2:14.825	1 Lap	19	2:03.373	04.010					
22	3:10.153	1:08.812	27	2:18.093	2 Laps	7	2:04.500	10.547	26	2:11.262	1 Lap	7	2:03.677	11.436					
66	2:12.320	1 Lap	32	2:13.558	1 Lap	88	2:02.542	14.374	100	2:15.798	1 Lap	88	2:03.354	11.772					
			12	2:13.031	1 Lap	11	2:05.594	18.484	32	2:14.457	1 Lap	4	2:03.239	22.758					
			28	2:11.511	1 Lap	22	2:07.169	19.968	17	2:06.339	1:37.425	48	2:03.185	24.503					
									27	2:16.847	2 Laps								



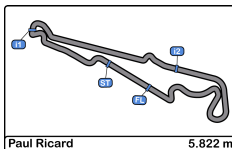


Paul Ricard
International GT Open
Race - 2
Analysis by Lap



Num	Lap Time	Gap	Num	Lap Time	Gap	Num	Lap Time	Gap	Num	Lap Time	Gap	Num	Lap Time	Gap
11	2:06.589	25.339	Lap 25			27	2:17.493	3 Laps	77	2:03.591	03.170	44	2:11.754	2 Laps
47	2:02.942	25.535	63	2:03.910		72	2:02.791	27.644	19	2:03.512	04.543	27	2:16.570	3 Laps
72	2:04.432	28.080	77	2:05.250	01.984	11	2:04.628	30.832	88	2:02.441	11.322	190	2:12.228	2 Laps
22	2:06.491	29.617	32	2:14.547	2 Laps	22	2:06.393	36.625	7	2:05.143	18.656	66	2:12.291	1 Lap
190	2:11.470	2 Laps	12	2:14.674	2 Laps	190	2:10.992	2 Laps	4	2:04.026	18.859	8	2:07.265	1:57.184
66	2:11.123	1 Lap	19	2:03.598	03.673	66	2:11.295	1 Lap	48	2:03.550	21.505	17	2:06.907	1:57.606
191	2:12.207	1 Lap	28	2:12.485	2 Laps	191	2:12.859	1 Lap	47	2:03.271	22.752	191	2:16.227	1 Lap
26	2:12.521	1 Lap	44	2:10.763	2 Laps	26	2:10.904	1 Lap	72	2:04.289	29.248	26	2:11.765	1 Lap
24	2:15.486	1 Lap	27	2:16.870	3 Laps	8	2:05.903	1:49.486	12	2:13.623	2 Laps			
100	2:16.857	1 Lap	7	2:04.349	12.024	17	2:05.513	1:50.351	11	2:05.797	34.038			
17	2:06.784	1:42.735	88	2:04.225	12.222	24	2:14.430	1 Lap	28	2:13.151	2 Laps			
8	2:05.855	1:42.931	4	2:02.142	19.581	Num Lap Time Gap			100	2:19.701	2 Laps			
32	2:14.029	1 Lap	48	2:02.545	21.714	Lap 27			32	2:14.484	2 Laps			
12	2:11.906	1 Lap	47	2:03.090	23.914	63	2:03.400		22	2:06.304	42.560			
27	2:15.440	2 Laps	72	2:03.827	28.407	77	2:03.587	02.895	27	2:16.340	3 Laps			
28	2:11.102	1 Lap	11	2:05.387	29.758	19	2:03.806	04.347	44	2:25.746	2 Laps			
Num Lap Time Gap			22	2:06.105	33.786	88	2:02.889	12.197	190	2:11.333	2 Laps			
Lap 24			14	6:17.717	2 Laps	7	2:06.217	16.829	66	2:11.728	1 Lap			
63	2:03.818		190	2:11.450	2 Laps	4	2:02.931	18.149	191	2:12.860	1 Lap			
77	2:03.568	00.644	66	2:11.576	1 Lap	100	2:17.634	2 Laps	8	2:05.929	1:53.972			
44	2:10.949	2 Laps	191	2:11.717	1 Lap	48	2:03.831	21.271	17	2:05.667	1:54.752			
19	2:03.793	03.985	26	2:10.951	1 Lap	12	2:12.463	2 Laps	26	2:13.425	1 Lap			
7	2:03.967	11.585	24	2:13.868	1 Lap	47	2:03.288	22.797	Num Lap Time Gap					
88	2:03.953	11.907	8	2:05.390	1:47.137	32	2:14.159	2 Laps	Lap 29					
4	2:02.409	21.349	17	2:05.210	1:48.392	28	2:13.468	2 Laps	63	2:04.053				
48	2:02.394	23.079	Num Lap Time Gap			72	2:04.031	28.275	19	2:04.143	04.633			
47	2:03.017	24.734	Lap 26			44	2:17.617	2 Laps	77	2:05.714	04.831			
11	2:06.760	28.281	63	2:03.554		11	2:04.125	31.557	88	2:02.964	10.233			
72	2:04.228	28.490	77	2:04.278	02.708	27	2:17.542	3 Laps	24	2:16.826	2 Laps			
22	2:05.792	31.591	19	2:03.822	03.941	22	2:06.347	39.572	4	2:03.823	18.629			
190	2:11.198	2 Laps	100	2:17.528	2 Laps	190	2:11.543	2 Laps	7	2:04.874	19.477			
66	2:12.133	1 Lap	12	2:12.650	2 Laps	66	2:11.104	1 Lap	48	2:03.184	20.636			
191	2:12.014	1 Lap	88	2:04.040	12.708	191	2:12.151	1 Lap	47	2:02.924	21.623			
26	2:11.203	1 Lap	32	2:14.658	2 Laps	26	2:11.010	1 Lap	72	2:02.292	27.487			
24	2:13.859	1 Lap	7	2:05.542	14.012	8	2:05.273	1:51.359	11	2:06.336	36.321			
8	2:06.544	1:45.657	28	2:11.745	2 Laps	17	2:05.450	1:52.401	12	2:14.417	2 Laps			
17	2:08.175	1:47.092	44	2:10.860	2 Laps	Num Lap Time Gap			28	2:12.077	2 Laps			
100	2:18.438	1 Lap	4	2:02.591	18.618	Lap 28			32	2:16.050	2 Laps			
			48	2:02.680	20.840	63	2:03.316		22	2:09.239	47.746			
			47	2:02.549	22.909	24	2:13.939	2 Laps	100	2:25.379	2 Laps			





Paul Ricard
International GT Open
Race - 2
Best Sectors Results



Paul Ricard 5.822 m.

Sector - 1				Sector - 2				Sector - 3				Ideal Lap vs Best Lap				
Clas	Nº	Driver	Time	Nº	Driver	Time	Nº	Driver	Time	Clas	Nº	Driver	Ideal Lap	Best Lap	Clas	
1	72	Moss - Osborne	33.386	4	Peklin - Pepper	36.731	72	Moss - Osborne	51.432	1	4	Peklin - Pepper	2:01.697	2:01.746	1	
2	4	Peklin - Pepper	33.463	88	Krupinski - Klien	36.841	48	Sattler - Bastian	51.470	2	72	Moss - Osborne	2:01.847	2:02.192	4	
3	47	Moiseev - Spinelli	33.503	48	Sattler - Bastian	36.893	4	Peklin - Pepper	51.503	3	88	Krupinski - Klien	2:01.936	2:02.114	2	
4	88	Krupinski - Klien	33.506	47	Moiseev - Spinelli	36.916	47	Moiseev - Spinelli	51.583	4	48	Sattler - Bastian	2:01.962	2:02.245	5	
5	48	Sattler - Bastian	33.599	72	Moss - Osborne	37.029	88	Krupinski - Klien	51.589	5	47	Moiseev - Spinelli	2:02.002	2:02.191	3	
6	63	Beretta - Schandorff	33.614	77	Al Zubair - Soucek	37.175	63	Beretta - Schandorff	51.688	6	63	Beretta - Schandorff	2:02.511	2:02.721	6	
7	7	Iribe - Millroy	33.705	7	Iribe - Millroy	37.206	19	Moulin - Nemoto	51.860	7	77	Al Zubair - Soucek	2:02.829	2:03.331	9	
8	77	Al Zubair - Soucek	33.729	63	Beretta - Schandorff	37.209	77	Al Zubair - Soucek	51.925	8	7	Iribe - Millroy	2:02.871	2:03.289	8	
9	22	Balfe - Carroll	33.788	14	Scholze - Liebhauser	37.301	22	Balfe - Carroll	51.947	9	19	Moulin - Nemoto	2:03.047	2:03.213	7	
10	19	Moulin - Nemoto	33.859	11	Reno Moller - Paverud	37.306	7	Iribe - Millroy	51.960	10	22	Balfe - Carroll	2:03.072	2:03.388	10	
11	11	Reno Moller - Paverud	33.981	19	Moulin - Nemoto	37.328	11	Reno Moller - Paverud	52.122	11	11	Reno Moller - Paverud	2:03.409	2:03.670	11	
12	14	Scholze - Liebhauser	34.077	22	Balfe - Carroll	37.337	14	Scholze - Liebhauser	52.300	12	14	Scholze - Liebhauser	2:03.678	2:03.940	12	
13	17	McKansy - Seyffert	34.317	17	McKansy - Seyffert	37.627	8	Giuseppe Cipriani	52.624	13	17	McKansy - Seyffert	2:04.696	2:04.882	13	
14	8	Giuseppe Cipriani	34.353	8	Giuseppe Cipriani	37.905	17	McKansy - Seyffert	52.752	14	8	Giuseppe Cipriani	2:04.882	2:05.273	14	
15	44	Pisani - Bozzoni	35.492	44	Pisani - Bozzoni	38.670	66	Andrzej Lewandowski	55.052	15	44	Pisani - Bozzoni	2:09.309	2:09.398	15	
16	191	Gillion - Verdonck	35.529	191	Gillion - Verdonck	38.813	24	Blazek - Lisowski	55.058	16	191	Gillion - Verdonck	2:09.636	2:09.773	16	
17	24	Blazek - Lisowski	35.571	32	Fernando Fortes	38.924	44	Pisani - Bozzoni	55.147	17	24	Blazek - Lisowski	2:09.795	2:09.860	17	
18	26	Darmetko - Janosz	35.654	190	Navarrete - Navarrete jr	39.010	191	Gillion - Verdonck	55.294	18	66	Andrzej Lewandowski	2:09.963	2:10.234	18	
19	28	Zamparelli - Klingelberg	35.679	24	Blazek - Lisowski	39.166	26	Darmetko - Janosz	55.356	19	26	Darmetko - Janosz	2:10.281	2:10.563	19	
20	66	Andrzej Lewandowski	35.728	66	Andrzej Lewandowski	39.183	190	Navarrete - Navarrete jr	55.459	20	190	Navarrete - Navarrete jr	2:10.319	2:10.783	21	
21	190	Navarrete - Navarrete jr	35.850	26	Darmetko - Janosz	39.271	28	Zamparelli - Klingelberg	55.556	21	28	Zamparelli - Klingelberg	2:10.597	2:10.702	20	
22	100	Dwernicki - Antoszewski	35.900	28	Zamparelli - Klingelberg	39.362	100	Dwernicki - Antoszewski	55.710	22	100	Dwernicki - Antoszewski	2:11.112	2:11.165	22	
23	12	Glauco Solieri	36.108	12	Glauco Solieri	39.409	12	Glauco Solieri	56.111	23	12	Glauco Solieri	2:11.628	2:11.906	23	
24	126	Albert Estragués	36.486	100	Dwernicki - Antoszewski	39.502	32	Fernando Fortes	56.296	24	32	Fernando Fortes	2:11.725	2:13.399	25	
25	32	Fernando Fortes	36.505	126	Albert Estragués	39.703	126	Albert Estragués	56.405	25	126	Albert Estragués	2:12.594	2:12.815	24	
26	27	Mauro - Aristot	37.458	27	Mauro - Aristot	40.456	27	Mauro - Aristot	56.844	26	27	Mauro - Aristot	2:14.758	2:15.440	26	





Paul Ricard
International GT Open
Race - 2
Leader Sequence



Paul Ricard 5.822 m.

N°	Entrant/Team	Nat	Driver 1	Nat	Driver 2	Nat	Vehicle	Cat	Start Lap	End Lap	Laps	Total Laps
77	Lechner Racing	AUT	Al Faisal Al Zubair	OMN	<u>Andy Soucek</u>	ESP	Porsche 911 GT3-R II 2019	PRO	1	8	8	8
19	Vincenzo Sospiri Racing	ITA	Baptiste Moulin	BEL	<u>Yuki Nemoto</u>	JPN	Lamborghini Huracan GT3 EVO	PRO	9	15	7	7
77	Lechner Racing	AUT	Al Faisal Al Zubair	OMN	<u>Andy Soucek</u>	ESP	Porsche 911 GT3-R II 2019	PRO	16	16	1	9
7	Inception Racing	GBR	Brendan Iribe	USA	<u>Ollie Millroy</u>	GBR	McLaren 720 S GT3	PROAM	17	17	1	1
77	Lechner Racing	AUT	Al Faisal Al Zubair	OMN	<u>Andy Soucek</u>	ESP	Porsche 911 GT3-R II 2019	PRO	18	22	5	14
63	Vincenzo Sospiri Racing	ITA	<u>Michele Beretta</u>	ITA	Frederik Schandorff	DNK	Lamborghini Huracan GT3 EVO	PRO	23	29	7	7



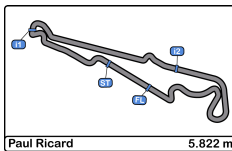


Paul Ricard
International GT Open
Race - 2
Best 5 Top Speeds



Cl	N°	Entrant/Team	Nat	Driver 1	Nat	Driver 2	Nat	Vehicle	Cat	Cl	Top 1		Top 2		Top 3		Top 4		Top 5		
											Km/h	Lap	Km/h	Lap	Km/h	Lap	Km/h	Lap	Km/h	Lap	Km/h
1	4	Team Lazarus	ITA	Ivan Peklin	UKR	Jordan Pepper	JAP	Bentley Continental GT3	PRO	1	249.4	29	248.2	27	247.7	17	247.1	12	247.1	28	247.9
2	72	Inception Racing	GBR	Nick Moss	GBR	Joe Osborne	GBR	McLaren 720 S GT3	PROAM	1	246.0	16	246.0	20	245.4	15	245.4	23	244.8	17	245.5
3	88	JP Motorsport	POL	Patryk Krupinski	POL	Christian Klien	AUT	McLaren 720 S GT3	PROAM	2	246.0	19	246.0	26	245.4	24	245.4	27	244.8	22	245.5
4	7	Inception Racing	GBR	Brendan Iribe	USA	Ollie Millroy	GBR	McLaren 720 S GT3	PROAM	3	244.8	13	244.8	29	244.3	27	243.7	10	243.7	12	244.3
5	47	AKM Motorsport	SRB	Alexander Moiseev	RUS	Loris Spinelli	ITA	Mercedes AMG GT3 - 2020	PROAM	4	244.8	20	244.3	17	244.3	24	243.7	16	243.7	18	244.2
6	11	Reno Racing	DNK	Jens Reno Moller	DNK	Marcus Paverud	NOR	Honda NSX GT3 Evo	PROAM	5	244.3	18	244.3	27	244.3	28	243.7	11	243.7	15	244.1
7	14	AKM Motorsport	SRB	Florian Scholze	DEU	Jens Liebhauser	DEU	Mercedes AMG GT3 - 2020	AM	1	243.2	8	243.2	9	243.2	10	243.2	16	243.2	18	243.2
8	22	Balfe Motorsport	GBR	Shaun Balfe	GBR	Adam Carroll	GBR	Audi R8 GT3 LMS 2019	PROAM	6	243.2	10	243.2	15	241.6	16	241.0	12	241.0	14	242.0
9	48	Winward	DEU	Markus Sattler	DEU	Nico Bastian	DEU	Mercedes AMG GT3 - 2020	PROAM	7	243.2	27	242.6	17	242.6	19	242.6	22	242.1	18	242.6
10	77	Lechner Racing	AUT	Al Faisal Al Zubair	OMN	Andy Soucek	ESP	Porsche 911 GT3-R II 2019	PRO	2	242.6	25	242.1	28	241.6	11	241.6	12	241.6	16	241.9
11	19	Vincenzo Sospiri Racing	ITA	Baptiste Moulin	BEL	Yuki Nemoto	JPN	Lamborghini Huracan GT3 EVO	PRO	3	242.1	18	241.6	26	241.0	9	240.5	19	240.5	20	241.1
12	63	Vincenzo Sospiri Racing	ITA	Michele Beretta	ITA	Frederik Schandorff	DNK	Lamborghini Huracan GT3 EVO	PRO	4	242.1	10	241.6	16	241.6	20	241.0	6	241.0	9	241.5
13	44	Eugenio Pisani	ITA	Eugenio Pisani	ITA	Stefano Bozzoni	ITA	Porsche 911 GT3 Cup gen 1	CUPPA	1	241.6	25	239.4	18	239.4	20	238.9	14	238.9	22	239.6
14	8	Barone Rampante	ITA	Giuseppe Cipriani	ITA			Lamborghini Huracan GT3 EVO	AM	2	238.9	21	238.4	19	238.4	22	237.8	24	237.3	8	238.2
15	17	HP Racing International	DEU	Coach McKansy	DEU	Jan Seyffert	DEU	Lamborghini Huracan GT3 EVO	AM	3	237.8	20	237.8	29	237.3	18	237.3	26	237.3	27	237.5
16	190	Three Sixty Racing Team	ESP	Fernando Navarrete	ESP	Fernando Navarrete jr	ESP	Porsche 911 GT3 Cup gen 1	CUPAM	1	237.8	21	237.3	20	237.3	22	237.3	23	237.3	25	237.4
17	191	PROsport Racing	DEU	Rodrigue Gillion	BEL	Nico Verdonck	BEL	Aston Martin Vantage	CUPPA	2	237.3	11	236.8	2	236.3	8	236.3	12	235.8	7	236.5
18	126	Three Sixty Racing Team	ESP	Albert Estragués	ESP			Transam Euro Ford Mustang 2018	CUPAM	2	236.3	2	233.7	3	233.2	4	232.2	5	231.7	6	233.4
19	100	Alda Motorsport	POL	Jakub Dwernicki	POL	Jan Antoszewski	POL	Porsche 911 GT3 Cup gen 2	CUPPA	3	234.7	1	233.2	3	232.7	2	232.7	15	232.2	14	233.1
20	26	Q1 by EMG Motorsport	BEL	Maciej Darmetko	POL	Artur Janosz	POL	Porsche 911 GT3 Cup gen 2	CUPPA	4	234.2	17	234.2	19	233.2	4	233.2	18	233.2	22	233.6
21	24	A&P Racing Team PTT Tech Support	POL	Maciej Blazek	POL	Mateusz Lisowski	POL	Porsche 991 GT3 Cup gen 2	CUPPA	5	233.7	1	232.7	16	232.2	26	231.7	19	231.7	25	232.4
22	12	AKM Motorsport	SRB	Glauco Solieri	ITA			Lamborghini Huracan Super Trofeo	CUPAM	3	233.2	9	232.7	6	232.7	8	232.7	23	232.2	7	232.7
23	28	J. Morcillo / E2P Racing	ESP	Dino Zamparelli	GBR	Jan Klingelberg	CHE	Porsche 911 GT3 Cup gen 2	CUPPA	6	233.2	25	233.2	26	232.2	15	231.7	20	231.7	24	232.4
24	66	Vincenzo Sospiri Racing	ITA	Andrzej Lewandowski	POL			Lamborghini Huracan Super Trofeo	CUPAM	4	233.2	2	232.7	20	232.2	1	232.2	7	232.2	18	232.5
25	27	Three Sixty Racing Team	AND	Marcio Mauro	BRA	Oscar Aristot	AND	Porsche 911 GT3 Cup gen 2	CUPAM	5	231.7	24	230.7	20	230.7	21	230.7	23	230.7	25	230.9
26	32	Three Sixty Racing Team	AND	Fernando Fortes	BRA			Porsche 911 GT3 Cup gen 2	CUPAM	6	231.7	27	230.2	1	230.2	5	230.2	20	229.7	2	230.4



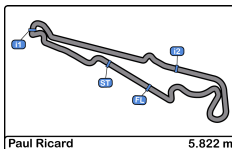


Paul Ricard
International GT Open
Race - 2
Fastest Laps Sequence



Lap	Time of Day	Session Time	Nº	Entrant/Team	Nat	Driver 1	Nat	Driver 2	Nat	Vehicle	Cat	Time	Km/h
2	13:43:05.493	4:09.493	77	Lechner Racing		Al Faisal Al Zubair		Andy Soucek		Porsche 911 GT3-R II 2019	PRO	2:04.186	168.7
2	13:43:05.938	4:09.938	7	Inception Racing		Brendan Iribe		Ollie Millroy		McLaren 720 S GT3	PROAM	2:03.745	169.3
3	13:45:09.236	6:13.236	77	Lechner Racing		Al Faisal Al Zubair		Andy Soucek		Porsche 911 GT3-R II 2019	PRO	2:03.743	169.3
4	13:47:12.804	8:16.804	77	Lechner Racing		Al Faisal Al Zubair		Andy Soucek		Porsche 911 GT3-R II 2019	PRO	2:03.569	169.6
5	13:49:16.272	10:20.272	77	Lechner Racing		Al Faisal Al Zubair		Andy Soucek		Porsche 911 GT3-R II 2019	PRO	2:03.468	169.7
5	13:49:16.908	10:20.908	7	Inception Racing		Brendan Iribe		Ollie Millroy		McLaren 720 S GT3	PROAM	2:03.412	169.8
6	13:51:21.702	12:25.702	19	Vincenzo Sospiri Racing		Baptiste Moulin		Yuki Nemoto		Lamborghini Huracan GT3 EVO	PRO	2:03.213	170.1
14	14:09:03.346	30:07.346	63	Vincenzo Sospiri Racing		Michele Beretta		Frederik Schandorff		Lamborghini Huracan GT3 EVO	PRO	2:02.721	170.7
14	14:09:13.487	30:17.487	88	JP Motorsport		Patryk Krupinski		Christian Klien		McLaren 720 S GT3	PROAM	2:02.114	171.6
14	14:09:30.187	30:34.187	4	Team Lazarus		Ivan Peklin		Jordan Pepper		Bentley Continental GT3	PRO	2:01.746	172.1





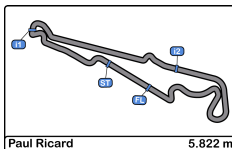
Paul Ricard
International GT Open
Race - 2

Event Best Maximum Speed



N°	Entrant/Team	Nat	Driver 1	Nat	Driver 2	Nat	Vehicle	Cat	Km/h	Session
4	Team Lazarus	ITA	Ivan Peklin	UKR	Jordan Pepper	ZAF	Bentley Continental GT3	PRO	251.1	Qualifying - 2 Driver - 2
47	AKM Motorsport	SMR	Alexander Moiseev	RUS	Loris Spinelli	ITA	Mercedes AMG GT3 - 2020	PROAM	250.5	Race - 1
7	Inception Racing	GBR	Brendan Iribe	USA	Ollie Millroy	GBR	McLaren 720 S GT3	PROAM	248.8	Qualifying - 2 Driver - 2
88	JP Motorsport	POL	Patryk Krupinski	POL	Christian Klien	AUT	McLaren 720 S GT3	PROAM	248.8	Qualifying - 2 Driver - 2
14	AKM Motorsport	SMR	Florian Scholze	DEU	Jens Liebhauser	DEU	Mercedes AMG GT3 - 2020	AM	247.7	Qualifying - 2 Driver - 2
11	Reno Racing	DNK	Jens Reno Moller	DNK	Marcus Paverud	NOR	Honda NSX GT3 Evo	PROAM	247.7	Qualifying - 2 Driver - 2
72	Inception Racing	GBR	Nick Moss	GBR	Joe Osborne	GBR	McLaren 720 S GT3	PROAM	247.7	Qualifying - 2 Driver - 2
22	Balfe Motorsport	GBR	Shaun Balfe	GBR	Adam Carroll	GBR	Audi R8 GT3 LMS 2019	PROAM	246.0	Qualifying - 2 Driver - 2
77	Lechner Racing	AUT	Al Faisal Al Zubair	OMN	Andy Soucek	ESP	Porsche 911 GT3-R II 2019	PRO	245.4	Qualifying - 1 Driver - 1
15	Twin Busch by Equipe Vitesse	DEU	Mario Hirsch	DEU	Dominik Schraml	DEU	Mercedes AMG GT3 - 2020	PROAM	245.4	Qualifying - 1 Driver - 1
6	Boutsen Ginion	BEL	François Grimm	CHE			Lamborghini Gallardo Reiter R-EX	AM	244.8	Race - 1
48	Winward	DEU	Markus Sattler	DEU	Nico Bastian	DEU	Mercedes AMG GT3 - 2020	PROAM	244.3	Qualifying - 1 Driver - 1
63	Vincenzo Sospiri Racing	ITA	Michele Beretta	ITA	Frederik Schandorff	DNK	Lamborghini Huracan GT3 EVO	PRO	243.2	Qualifying - 2 Driver - 2
19	Vincenzo Sospiri Racing	ITA	Baptiste Moulin	BEL	Yuki Nemoto	JPN	Lamborghini Huracan GT3 EVO	PRO	242.6	Race - 1
8	Barone Rampante	ITA	Giuseppe Cipriani	ITA			Lamborghini Huracan GT3 EVO	AM	241.6	Qualifying - 1 Driver - 1
44	Eugenio Pisani	ITA	Eugenio Pisani	ITA	Stefano Bozzoni	ITA	Porsche 911 GT3 Cup gen 1	CUPPA	241.6	Race - 2
27	Three Sixty Racing Team	AND	Marcio Mauro	BRA	Oscar Aristot	AND	Porsche 911 GT3 Cup gen 2	CUPAM	240.5	Free Practice - 1
17	HP Racing International	DEU	Coach McKansy	DEU	Jan Seyffert	DEU	Lamborghini Huracan GT3 EVO	AM	240.5	Qualifying - 1 Driver - 1
191	PROsport Racing	DEU	Rodrigue Gillion	BEL	Nico Verdonck	BEL	Aston Martin Vantage	CUPPA	239.4	Qualifying - 2 Driver - 2
190	Three Sixty Racing Team	AND	Fernando Navarrete	ESP	Fernando Navarrete jr	ESP	Porsche 911 GT3 Cup gen 1	CUPAM	238.9	Qualifying - 2 Driver - 2
126	Three Sixty Racing Team	AND	Albert Estragués	ESP			Transam Euro Ford Mustang 2018	CUPAM	237.3	Qualifying - 2 Driver - 2
66	Vincenzo Sospiri Racing	ITA	Andrzej Lewandowski	POL			Lamborghini Huracan Super Trofeo Evo	CUPAM	236.8	Qualifying - 2 Driver - 2
100	Alda Motorsport	POL	Jakub Dwernicki	POL	Jan Antoszewski	POL	Porsche 911 GT3 Cup gen 2	CUPPA	236.8	Qualifying - 2 Driver - 2
24	A&P Racing Team PTT Tech Support	POL	Maciej Blazek	POL	Mateusz Lisowski	POL	Porsche 991 GT3 Cup gen 2	CUPPA	235.2	Qualifying - 2 Driver - 2
12	AKM Motorsport	SMR	Glauco Solieri	ITA			Lamborghini Huracan Super Trofeo Evo	CUPAM	234.7	Qualifying - 2 Driver - 2
26	Q1 by EMG Motorsport	BEL	Maciej Darmetko	POL	Artur Janosz	POL	Porsche 911 GT3 Cup gen 2	CUPPA	234.7	Qualifying - 2 Driver - 2
28	J. Morcillo / E2P Racing	ESP	Dino Zamparelli	GBR	Jan Klingelberg	CHE	Porsche 911 GT3 Cup gen 2	CUPPA	234.2	Qualifying - 2 Driver - 2
32	Three Sixty Racing Team	AND	Fernando Fortes	BRA			Porsche 911 GT3 Cup gen 2	CUPAM	233.7	Qualifying - 2 Driver - 2



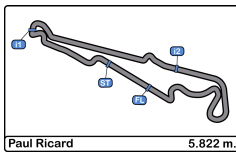


Paul Ricard
International GT Open
Race - 2
Lap Chart

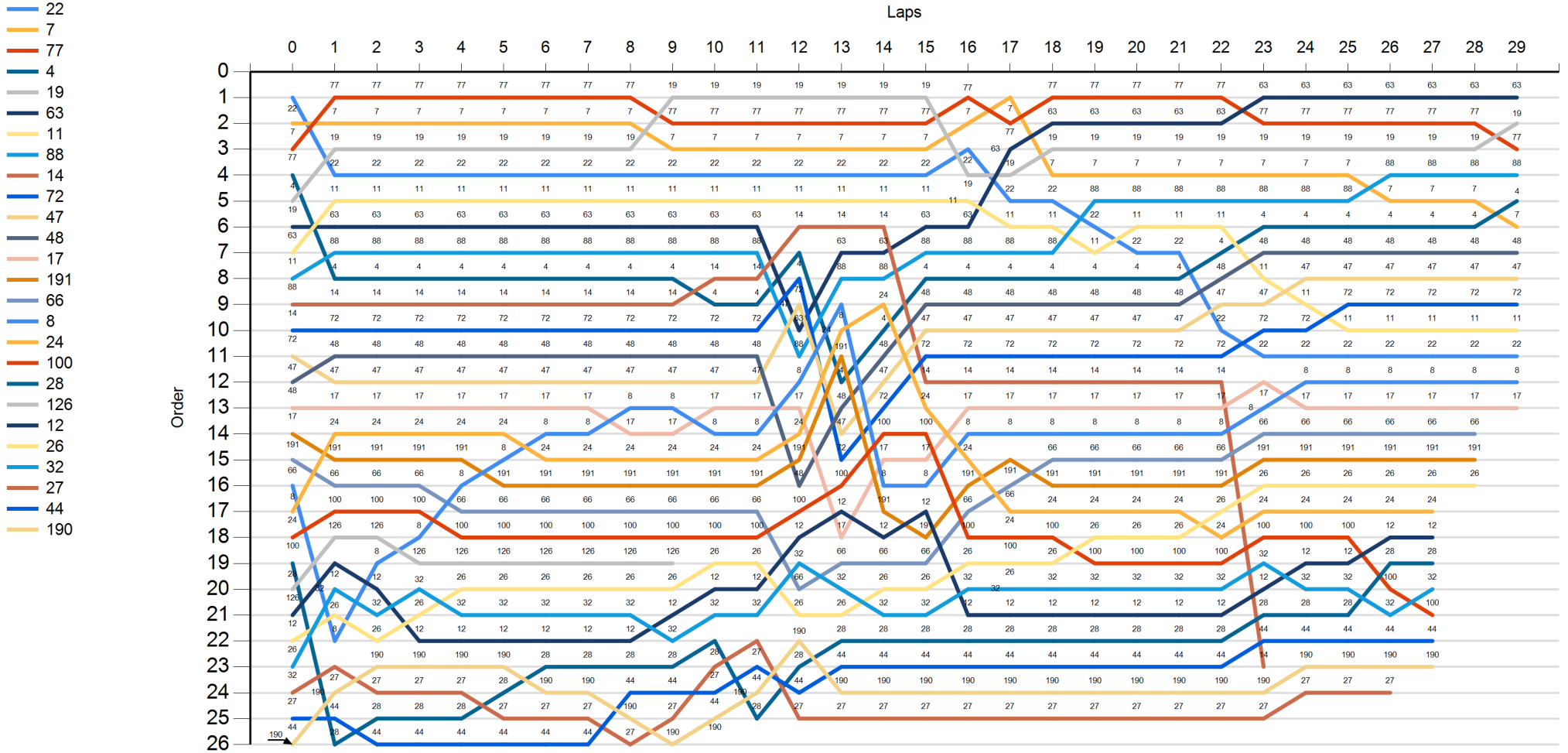


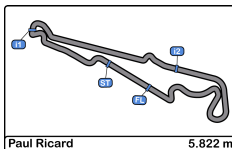
LAP																															
Nr	Po	Grid	1	2	3	4	5	6	7	8	9	10	11	12	13	14	15	16	17	18	19	20	21	22	23	24	25	26	27	28	29
22	1	22	77	77	77	77	77	77	77	77	19	19	19	19	19	19	19	77	7	77	77	77	77	63	63	63	63	63	63	63	
7	2	7	7	7	7	7	7	7	7	7	77	77	77	77	77	77	77	7	77	63	63	63	63	63	77	77	77	77	77	19	
77	3	77	19	19	19	19	19	19	19	19	7	7	7	7	7	7	22	63	19	19	19	19	19	19	19	19	19	19	19	77	
4	4	4	22	22	22	22	22	22	22	22	22	22	22	22	22	22	19	19	7	7	7	7	7	7	7	7	88	88	88	88	
19	5	19	11	11	11	11	11	11	11	11	11	11	11	11	11	11	11	22	22	88	88	88	88	88	88	88	88	7	7	4	
63	6	63	63	63	63	63	63	63	63	63	63	63	63	14	14	14	63	63	11	11	22	11	11	11	4	4	4	4	4	7	
11	7	11	88	88	88	88	88	88	88	88	88	88	88	4	63	63	88	88	88	88	11	22	22	4	48	48	48	48	48	48	
88	8	88	4	4	4	4	4	4	4	4	4	14	14	72	88	88	4	4	4	4	4	4	4	48	11	47	47	47	47	47	
14	9	14	14	14	14	14	14	14	14	14	4	4	47	8	24	48	48	48	48	48	48	48	48	47	47	11	72	72	72	72	
72	10	72	72	72	72	72	72	72	72	72	72	72	72	63	24	4	47	47	47	47	47	47	47	22	72	72	11	11	11	11	
47	11	47	48	48	48	48	48	48	48	48	48	48	48	88	191	48	72	72	72	72	72	72	72	22	22	22	22	22	22	22	
48	12	48	47	47	47	47	47	47	47	47	47	47	47	8	4	47	14	14	14	14	14	14	14	17	8	8	8	8	8	8	
17	13	17	17	17	17	17	17	17	17	8	8	17	17	17	48	72	24	17	17	17	17	17	17	8	17	17	17	17	17	17	
191	14	191	24	24	24	24	24	8	8	17	17	8	8	24	47	100	100	8	8	8	8	8	8	8	66	66	66	66	66	66	
66	15	66	191	191	191	191	8	24	24	24	24	24	24	191	72	17	17	24	191	66	66	66	66	66	191	191	191	191	191	191	
8	16	8	66	66	66	8	191	191	191	191	191	191	191	48	100	8	8	191	66	191	191	191	191	26	26	26	26	26	26		
24	17	24	100	100	100	66	66	66	66	66	66	66	66	100	12	191	12	66	24	24	24	24	24	26	24	24	24	24	24		
100	18	100	126	126	8	100	100	100	100	100	100	100	100	12	17	12	191	100	100	100	26	26	26	24	100	100	100	12	12		
28	19	28	12	8	126	126	126	126	126	126	26	26	32	66	66	66	26	26	26	100	100	100	100	32	12	12	28	28	28		
126	20	126	32	12	32	26	26	26	26	26	12	12	66	32	26	26	32	32	32	32	32	32	32	32	12	32	100	32	32		
12	21	12	26	32	26	32	32	32	32	32	12	32	32	26	26	32	32	12	12	12	12	12	12	28	28	28	32	100	100		
26	22	26	8	26	12	12	12	12	12	12	32	28	27	190	28	28	28	28	28	28	28	28	28	28	44	44	44	44	44		
32	23	32	27	190	190	190	190	28	28	28	28	27	44	28	44	44	44	44	44	44	44	44	44	44	14	190	190	190	190		
27	24	27	190	27	27	27	28	190	190	44	44	44	190	44	190	190	190	190	190	190	190	190	190	190	27	27	27	27	27		
44	25	44	44	28	28	28	27	27	27	190	27	190	28	27	27	27	27	27	27	27	27	27	27	27	27	27	27	27	27		
190	26	190	28	44	44	44	44	44	44	27	190	28	27	27	27	27	27	27	27	27	27	27	27	27	27	27	27	27	27		





Paul Ricard
International GT Open
Race - 2
Graphic Lap Chart



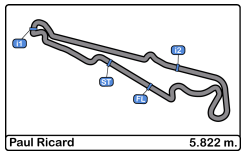


Paul Ricard
International GT Open
Race - 2
Pit Stop Analysis



Nr.	In Day Time	Entrant/Team	Nat	Driver 1	Nat	Driver 2	Nat	Vehicle	Cat	In Time	Stop N°	Pit Time	Handicap	Penalty
26	14:03:33.434	Q1 by EMG Motorsport	BEL	Maciej Darmetko	POL	Artur Janosz	POL	Porsche 911 GT3 Cup gen 2	CUPPA	24:37.739	1	1:13.658	1:10	
63	14:03:48.844	Vincenzo Sospiri Racing	ITA	Michele Beretta	ITA	Frederik Schandorff	DNK	Lamborghini Huracan GT3 EVO	PRO	24:53.149	1	1:10.090	1:10	
88	14:03:56.758	JP Motorsport	POL	Patryk Krupinski	POL	Christian Klien	AUT	McLaren 720 S GT3	PROAM	25:01.063	1	1:11.899	1:10	
4	14:04:03.820	Team Lazarus	ITA	Ivan Peklin	UKR	Jordan Pepper	ZAF	Bentley Continental GT3	PRO	25:08.125	1	1:22.785	1:20	
72	14:04:08.790	Inception Racing	GBR	Nick Moss	GBR	Joe Osborne	GBR	McLaren 720 S GT3	PROAM	25:13.095	1	1:20.838	1:20	
28	14:04:16.443	J. Morcillo / E2P Racing	ESP	Dino Zamparelli	GBR	Jan Klingelberg	CHE	Porsche 911 GT3 Cup gen 2	CUPPA	25:20.748	1	1:10.028	1:10	
48	14:04:17.107	Winward	DEU	Markus Sattler	DEU	Nico Bastian	DEU	Mercedes AMG GT3 - 2020	PROAM	25:21.412	1	1:10.367	1:10	
47	14:04:18.192	AKM Motorsport	SMR	Alexander Moiseev	RUS	Loris Spinelli	ITA	Mercedes AMG GT3 - 2020	PROAM	25:22.497	1	1:10.076	1:10	
44	14:04:27.999	Eugenio Pisani	ITA	Eugenio Pisani	ITA	Stefano Bozzoni	ITA	Porsche 911 GT3 Cup gen 1	CUPPA	25:32.304	1	1:14.025	1:10	
17	14:04:50.900	HP Racing International	DEU	Coach McKansy	DEU	Jan Seyffert	DEU	Lamborghini Huracan GT3 EVO	AM	25:55.205	1	1:16.086	1:10	
66	14:05:14.224	Vincenzo Sospiri Racing	ITA	Andrzej Lewandowski	POL			Lamborghini Huracan Super Trofeo Evo	CUPAM	26:18.529	1	1:21.301	1:20	
27	14:06:49.368	Three Sixty Racing Team	AND	Marcio Mauro	BRA	Oscar Aristot	AND	Porsche 911 GT3 Cup gen 2	CUPAM	27:53.673	1	2:07.036	1:10	
190	14:07:02.915	Three Sixty Racing Team	AND	Fernando Navarrete	ESP	Fernando Navarrete jr	ESP	Porsche 911 GT3 Cup gen 1	CUPAM	28:07.220	1	1:21.413	1:10	
8	14:07:03.649	Barone Rampante	ITA	Giuseppe Cipriani	ITA			Lamborghini Huracan GT3 EVO	AM	28:07.954	1	1:11.460	1:10	
32	14:08:12.725	Three Sixty Racing Team	AND	Fernando Fortes	BRA			Porsche 911 GT3 Cup gen 2	CUPAM	29:17.030	1	1:10.052	1:10	
14	14:08:17.310	AKM Motorsport	SMR	Florian Scholze	DEU	Jens Liebhauser	DEU	Mercedes AMG GT3 - 2020	AM	29:21.615	1	1:15.017	1:15	
191	14:09:26.280	PROsport Racing	DEU	Rodrigue Gillion	BEL	Nico Verdonck	BEL	Aston Martin Vantage	CUPPA	30:30.585	1	1:19.144	1:15	
19	14:11:56.384	Vincenzo Sospiri Racing	ITA	Baptiste Moulin	BEL	Yuki Nemoto	JPN	Lamborghini Huracan GT3 EVO	PRO	33:00.689	1	1:15.038	1:10	
22	14:11:59.729	Balfe Motorsport	GBR	Shaun Balfe	GBR	Adam Carroll	GBR	Audi R8 GT3 LMS 2019	PROAM	33:04.034	1	1:13.095	1:10	
100	14:12:02.410	Alda Motorsport	POL	Jakub Dwernicki	POL	Jan Antoszewski	POL	Porsche 911 GT3 Cup gen 2	CUPPA	33:06.715	1	1:11.712	1:10	
11	14:12:03.939	Reno Racing	DNK	Jens Reno Moller	DNK	Marcus Paverud	NOR	Honda NSX GT3 Evo	PROAM	33:08.244	1	1:11.198	1:10	
12	14:12:42.679	AKM Motorsport	SMR	Glauco Solieri	ITA			Lamborghini Huracan Super Trofeo Evo	CUPAM	33:46.984	1	1:18.001	1:15	
24	14:13:47.542	A&P Racing Team PTT Tech	POL	Maciej Blazek	POL	Mateusz Lisowski	POL	Porsche 991 GT3 Cup gen 2	CUPPA	34:51.847	1	1:20.758	1:20	
77	14:13:59.717	Lechner Racing	AUT	Al Faisal Al Zubair	OMN	Andy Soucek	ESP	Porsche 911 GT3-R II 2019	PRO	35:04.022	1	1:10.129	1:10	
7	14:14:01.153	Inception Racing	GBR	Brendan Iribe	USA	Ollie Millroy	GBR	McLaren 720 S GT3	PROAM	35:05.458	1	1:16.781	1:15	
44	14:36:07.672	Eugenio Pisani	ITA	Eugenio Pisani	ITA	Stefano Bozzoni	ITA	Porsche 911 GT3 Cup gen 1	CUPPA	57:11.977	2	24.636	1:10	-45.364

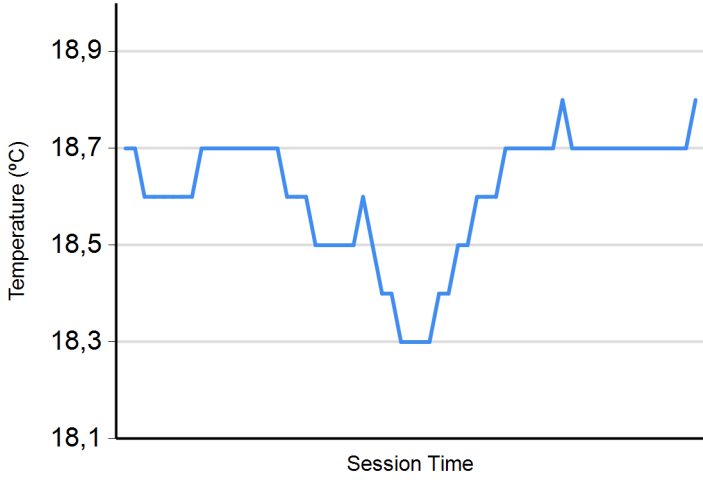




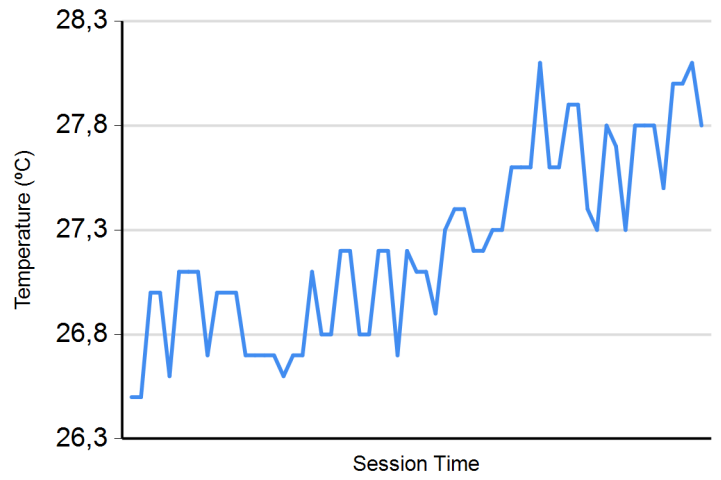
Paul Ricard
International GT Open
Race - 2
Weather Report



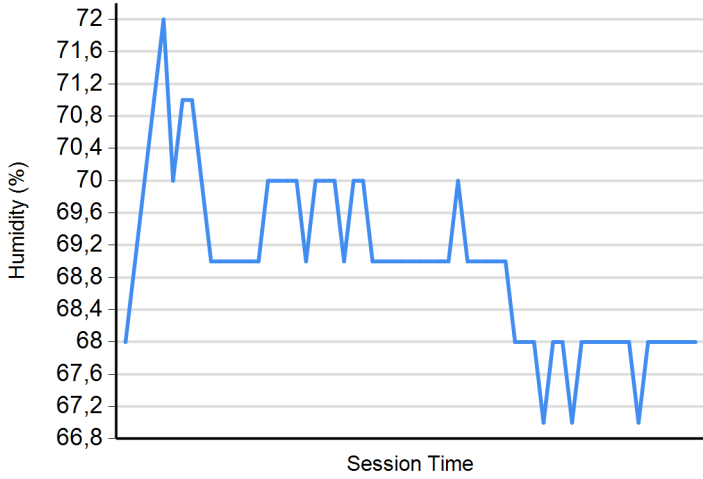
Air Temperature



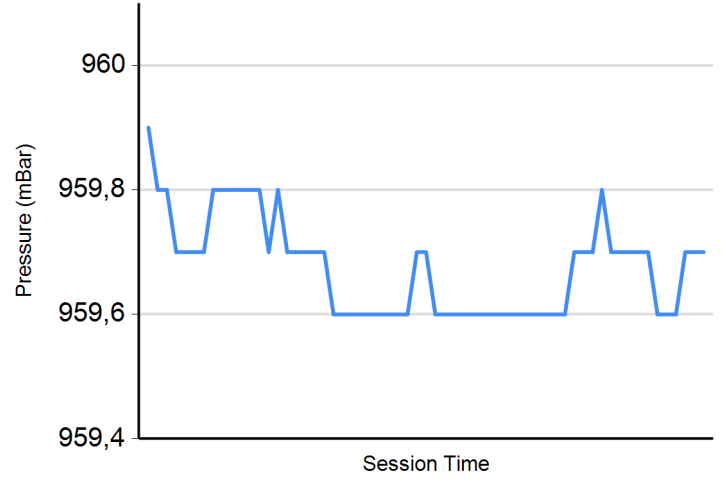
Track Temperature



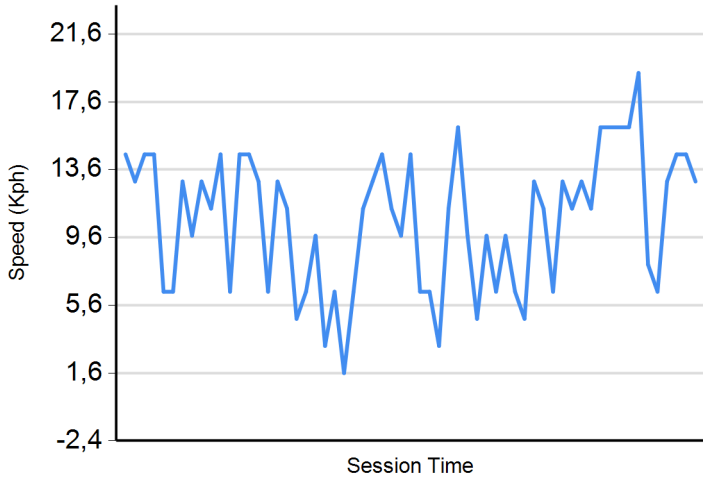
Humidity



Pressure



Wind Speed



Wind direction

North = 0°/360° Est = 90° South = 180° West = 270°

