



Paul Ricard
Porsche Carrera Cup France
Race - 2
Provisional Results



Paul Ricard 5.822 m

Clas	Nº	Driver	Nat	Cat	Clas	Team	Nat	Vehicle	Laps	Total Time	Gap	Interval	Km/h	Best	Time	Km/h
1	19	Dorian Bocolacci Rk	FRA	Pro	1	Martinet by Alméras	FRA	Porsche 911 GT3	15	31:37.581			165.6	14	2:05.788	166.6
2	20	Jaxon Evans	NZL	Pro	2	Martinet by Alméras	FRA	Porsche 911 GT3	15	31:39.977	2.396	2.396	165.4	7	2:05.908	166.4
3	11	Florian Latorre	FRA	Pro	3	CLRT	FRA	Porsche 911 GT3	15	31:40.464	2.883	0.487	165.4	12	2:05.741	166.6
4	99	Marvin Klein	FRA	Pro	4	CLRT	FRA	Porsche 911 GT3	15	31:41.040	3.459	0.576	165.3	4	2:05.909	166.4
5	1	Jean-Baptiste	FRA	Pro	5	BWT Lechner Racing	AUT	Porsche 911 GT3	15	31:42.483	4.902	1.443	165.2	5	2:05.894	166.4
6	22	Alessandro Ghiretti	FRA	Pro	6	Martinet by Alméras	FRA	Porsche 911 GT3	15	31:43.305	5.724	0.822	165.1	6	2:05.999	166.3
7	87	Richard Wagner	DEU	Pro	7	BWT Lechner Racing	AUT	Porsche 911 GT3	15	31:50.086	12.505	6.781	164.5	12	2:06.236	166.0
8	12	Gianmarco	ITA	Pro	8	Ombra Racing	ITA	Porsche 911 GT3	15	31:54.049	16.468	3.963	164.2	11	2:06.474	165.7
9	74	Victor Blugeon	FRA	Pro	9	ABM	FRA	Porsche 911 GT3	15	31:54.129	16.548	0.080	164.2	12	2:06.507	165.6
10	16	Ugo Gazil Rk	FRA	Pro	10	Pierre Martinet by Alméras	FRA	Porsche 911 GT3	15	31:57.235	19.654	3.106	163.9	5	2:06.497	165.6
11	33	Evan Spenle	FRA	Pro	11	MRT by CLRT	FRA	Porsche 911 GT3	15	31:58.152	20.571	0.917	163.9	6	2:06.468	165.7
12	55	Nicolas Misslin	MCO	ProAm	1	BWT Lechner Racing	AUT	Porsche 911 GT3	15	32:05.795	28.214	7.643	163.2	4	2:06.796	165.2
13	23 *	Victor Weyrich	FRA	Pro	12	Pierre Martinet by Alméras	FRA	Porsche 911 GT3	15	32:07.417	29.836	1.622	163.1	8	2:06.516	165.6
14	7	Jérôme Boullery	FRA	ProAm	2	YDEO by Racing Technology	FRA	Porsche 911 GT3	15	32:09.238	31.657	1.821	162.9	4	2:06.959	165.0
15	888	François Lansard	FRA	ProAm	3	MRT by CLRT	FRA	Porsche 911 GT3	15	32:09.393	31.812	0.155	162.9	8	2:07.197	164.7
16	76	Raymond Narac	FRA	ProAm	4	IMSA Performance	FRA	Porsche 911 GT3	15	32:14.745	37.164	5.352	162.4	4	2:07.510	164.3
17	15	Henry Hassid	FRA	ProAm	5	MRT by CLRT	FRA	Porsche 911 GT3	15	32:21.037	43.456	6.292	161.9	14	2:07.263	164.6
18	3	Milan Petelet Rk	FRA	Pro	13	ABM	FRA	Porsche 911 GT3	15	32:27.165	49.584	6.128	161.4	6	2:07.262	164.6
19	59	Maxence Maurice	FRA	Am	1	IMSA Performance	FRA	Porsche 911 GT3	15	32:33.624	56.043	6.459	160.9	6	2:07.662	164.1
20	77	Tugdual Rabreau	FRA	Am	2	CLRT	FRA	Porsche 911 GT3	15	32:40.576	1:02.995	6.952	160.3	13	2:09.003	162.4
21	21	Clément Mateu	FRA	ProAm	6	Martinet by Alméras	FRA	Porsche 911 GT3	15	32:46.890	1:09.309	6.314	159.8	5	2:09.214	162.2
22	115 *	Philipp Sager	AUT	ProAm	7	Dinamic Motorsport	ITA	Porsche 911 GT3	15	32:50.511	1:12.930	3.621	159.5	8	2:08.838	162.6
23	53	Arthur Mathieu Rk	FRA	Pro	14	Spark Motorsport	FRA	Porsche 911 GT3	15	32:54.893	1:17.312	4.382	159.1	14	2:07.375	164.5
24	135	Thomas Fretin Rk	FRA	Pro	15	YDEO Compétition	FRA	Porsche 911 GT3	15	32:56.271	1:18.690	1.378	159.0	14	2:08.246	163.4
25	44	Franck Leherpeur	FRA	Am	3	CLRT	FRA	Porsche 911 GT3	15	33:20.699	1:43.118	24.428	157.1	5	2:11.468	159.4
26	35	Benoit Fretin	FRA	Am	4	YDEO Compétition	FRA	Porsche 911 GT3	14	32:29.738	1 Lap	1 Lap	150.4	3	2:12.965	157.6
Not classified: (Requirements: 75% of number laps of leader = 12 Laps)																
	911 *	Christophe Lapiere	FRA	ProAm	8	Pierre Martinet by Alméras	FRA	Porsche 911 GT3	11	23:44.973	4 Laps	3 Laps	161.7	5	2:07.273	164.6
	17	Enrico Fulgenzi	ITA	Pro	16	EF Racing	ITA	Porsche 911 GT3	10	21:43.509	5 Laps	1 Lap	160.7	8	2:07.056	164.9

Fastest lap Florian Latorre in 2:05.741 at 166.6 Km/h in lap 12

*** PENALTIES**

3 SEC TIME PENALTY FOR CAR 23 FOR TRACK LIMITS

3 SEC TIME PENALTY CAR 115

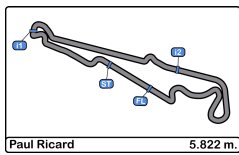
3 SEC TIME PENALTY CAR 911

Published at:.....

Track Temp: 23.6 °C Air Temp: 17.6 °C Humidity: 76 % Track Status: WET

Stewards:	Race Director:	Timekeeper: Luis Angel Garcia Nuñez JOB/I-0020-ESP
------------------	-----------------------	---





Paul Ricard
Porsche Carrera Cup France
Race - 2
Provisional Results by Class



Clas	Nº	Driver	Nat	Cat	Clas	Team	Nat	Vehicle	Laps	Total Time	Gap	Interval	Km/h	Best	Time	Km/h
Pro																
1	19	Dorian Boccolacci Rk	FRA	Pro	1	Martinet by Alméras	FRA	Porsche 911 GT3	15	31:37.581			165.6	14	2:05.788	166.6
2	20	Jaxon Evans	NZL	Pro	2	Martinet by Alméras	FRA	Porsche 911 GT3	15	31:39.977	2.396	2.396	165.4	7	2:05.908	166.4
3	11	Florian Latorre	FRA	Pro	3	CLRT	FRA	Porsche 911 GT3	15	31:40.464	2.883	0.487	165.4	12	2:05.741	166.6
4	99	Marvin Klein	FRA	Pro	4	CLRT	FRA	Porsche 911 GT3	15	31:41.040	3.459	0.576	165.3	4	2:05.909	166.4
5	1	Jean-Baptiste Simmenauer	FRA	Pro	5	BWT Lechner Racing	AUT	Porsche 911 GT3	15	31:42.483	4.902	1.443	165.2	5	2:05.894	166.4
6	22	Alessandro Ghiretti Rk	FRA	Pro	6	Martinet by Alméras	FRA	Porsche 911 GT3	15	31:43.305	5.724	0.822	165.1	6	2:05.999	166.3
7	87	Richard Wagner	DEU	Pro	7	BWT Lechner Racing	AUT	Porsche 911 GT3	15	31:50.086	12.505	6.781	164.5	12	2:06.236	166.0
8	12	Gianmarco Quaresmini	ITA	Pro	8	Ombra Racing	ITA	Porsche 911 GT3	15	31:54.049	16.468	3.963	164.2	11	2:06.474	165.7
9	74	Victor Blugeon	FRA	Pro	9	ABM	FRA	Porsche 911 GT3	15	31:54.129	16.548	0.080	164.2	12	2:06.507	165.6
10	16	Ugo Gazil Rk	FRA	Pro	10	Pierre Martinet by Alméras	FRA	Porsche 911 GT3	15	31:57.235	19.654	3.106	163.9	5	2:06.497	165.6
11	33	Evan Spenle	FRA	Pro	11	MRT by CLRT	FRA	Porsche 911 GT3	15	31:58.152	20.571	0.917	163.9	6	2:06.468	165.7
12	23 *	Victor Weyrich	FRA	Pro	12	Pierre Martinet by Alméras	FRA	Porsche 911 GT3	15	32:07.417	29.836	9.265	163.1	8	2:06.516	165.6
13	3	Milan Petelet Rk	FRA	Pro	13	ABM	FRA	Porsche 911 GT3	15	32:27.165	49.584	19.748	161.4	6	2:07.262	164.6
14	53	Arthur Mathieu Rk	FRA	Pro	14	Spark Motorsport	FRA	Porsche 911 GT3	15	32:54.893	1:17.312	27.728	159.1	14	2:07.375	164.5
15	135	Thomas Fretin Rk	FRA	Pro	15	YDEO Compétition	FRA	Porsche 911 GT3	15	32:56.271	1:18.690	1.378	159.0	14	2:08.246	163.4
Not classified: (Requirements: 75% of number laps of leader = 12 Laps)																
17		Enrico Fulgenzi	ITA	Pro	16	EF Racing	ITA	Porsche 911 GT3	10	21:43.509	5 Laps	5 Laps	160.7	8	2:07.056	164.9
ProAm																
1	55	Nicolas Misslin	MCO	ProA	1	BWT Lechner Racing	AUT	Porsche 911 GT3	15	32:05.795			163.2	4	2:06.796	165.2
2	7	Jérôme Boullery	FRA	ProA	2	YDEO by Racing Technology	FRA	Porsche 911 GT3	15	32:09.238	3.443	3.443	162.9	4	2:06.959	165.0
3	888	François Lansard	FRA	ProA	3	MRT by CLRT	FRA	Porsche 911 GT3	15	32:09.393	3.598	0.155	162.9	8	2:07.197	164.7
4	76	Raymond Narac	FRA	ProA	4	IMSA Performance	FRA	Porsche 911 GT3	15	32:14.745	8.950	5.352	162.4	4	2:07.510	164.3
5	15	Henry Hassid	FRA	ProA	5	MRT by CLRT	FRA	Porsche 911 GT3	15	32:21.037	15.242	6.292	161.9	14	2:07.263	164.6
6	21	Clément Mateu	FRA	ProA	6	Martinet by Alméras	FRA	Porsche 911 GT3	15	32:46.890	41.095	25.853	159.8	5	2:09.214	162.2
7	115 *	Philipp Sager	AUT	ProA	7	Dinamic Motorsport	ITA	Porsche 911 GT3	15	32:50.511	44.716	3.621	159.5	8	2:08.838	162.6
Not classified: (Requirements: 75% of number laps of leader = 12 Laps)																
911 *		Christophe Lapierre	FRA	ProA	8	Pierre Martinet by Alméras	FRA	Porsche 911 GT3	11	23:44.973	4 Laps	4 Laps	161.7	5	2:07.273	164.6
Am																
1	59	Maxence Maurice	FRA	Am	1	IMSA Performance	FRA	Porsche 911 GT3	15	32:33.624			160.9	6	2:07.662	164.1
2	77	Tugdual Rabreau	FRA	Am	2	CLRT	FRA	Porsche 911 GT3	15	32:40.576	6.952	6.952	160.3	13	2:09.003	162.4
3	44	Franck Leherpeur	FRA	Am	3	CLRT	FRA	Porsche 911 GT3	15	33:20.699	47.075	40.123	157.1	5	2:11.468	159.4
4	35	Benoit Fretin	FRA	Am	4	YDEO Compétition	FRA	Porsche 911 GT3	14	32:29.738	1 Lap	1 Lap	150.4	3	2:12.965	157.6

Fastest lap Florian Latorre in 2:05.741 at 166.6 Km/h in lap 12

*** PENALTIES**

3 SEC TIME PENALTY FOR CAR 23 FOR TRACK LIMITS

3 SEC TIME PENALTY CAR 115

3 SEC TIME PENALTY CAR 911

Published at:.....

Track Temp: 23.6 °C Air Temp: 17.6 °C Humidity: 76 % Track Status: WET

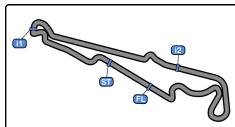
Stewards:

Race Director:

Timekeeper:

Luis Angel Garcia Nuñez
 JOB/I-0020-ESP





Paul Ricard 5.822 m

Paul Ricard
Porsche Carrera Cup France
Race - 2



Provisional Classification by Driver Fastest Lap

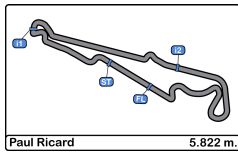
Clas	N°	Driver	Nat	Cat	Clas	Team	Nat	Vehicle	Laps	Best	Time	Gap	Interval	Km/h
1	11	Florian Latorre	FRA	Pro	1	CLRT	FRA	Porsche 911 GT3	15	12	2:05.741			166.6
2	19	Dorian Boccolacci Rk	FRA	Pro	2	Martinet by Alméras	FRA	Porsche 911 GT3	15	14	2:05.788	0.047	0.047	166.6
3	1	Jean-Baptiste	FRA	Pro	3	BWT Lechner Racing	AUT	Porsche 911 GT3	15	5	2:05.894	0.153	0.106	166.4
4	20	Jaxon Evans	NZL	Pro	4	Martinet by Alméras	FRA	Porsche 911 GT3	15	7	2:05.908	0.167	0.014	166.4
5	99	Marvin Klein	FRA	Pro	5	CLRT	FRA	Porsche 911 GT3	15	4	2:05.909	0.168	0.001	166.4
6	22	Alessandro Ghiretti	FRA	Pro	6	Martinet by Alméras	FRA	Porsche 911 GT3	15	6	2:05.999	0.258	0.090	166.3
7	87	Richard Wagner	DEU	Pro	7	BWT Lechner Racing	AUT	Porsche 911 GT3	15	12	2:06.236	0.495	0.237	166.0
8	33	Evan Spence	FRA	Pro	8	MRT by CLRT	FRA	Porsche 911 GT3	15	6	2:06.468	0.727	0.232	165.7
9	12	Gianmarco	ITA	Pro	9	Ombra Racing	ITA	Porsche 911 GT3	15	11	2:06.474	0.733	0.006	165.7
10	16	Ugo Gaziz Rk	FRA	Pro	10	Pierre Martinet by Alméras	FRA	Porsche 911 GT3	15	5	2:06.497	0.756	0.023	165.6
11	74	Victor Blugeon	FRA	Pro	11	ABM	FRA	Porsche 911 GT3	15	12	2:06.507	0.766	0.010	165.6
12	23	Victor Weyrich	FRA	Pro	12	Pierre Martinet by Alméras	FRA	Porsche 911 GT3	15	8	2:06.516	0.775	0.009	165.6
13	55	Nicolas Misslin	MCO	ProAm	1	BWT Lechner Racing	AUT	Porsche 911 GT3	15	4	2:06.796	1.055	0.280	165.2
14	7	Jérôme Boullery	FRA	ProAm	2	YDEO by Racing	FRA	Porsche 911 GT3	15	4	2:06.959	1.218	0.163	165.0
15	17	Enrico Fulgenzi	ITA	Pro	13	EF Racing	ITA	Porsche 911 GT3	10	8	2:07.056	1.315	0.097	164.9
16	888	François Lansard	FRA	ProAm	3	MRT by CLRT	FRA	Porsche 911 GT3	15	8	2:07.197	1.456	0.141	164.7
17	3	Milan Petelet Rk	FRA	Pro	14	ABM	FRA	Porsche 911 GT3	15	6	2:07.262	1.521	0.065	164.6
18	15	Henry Hassid	FRA	ProAm	4	MRT by CLRT	FRA	Porsche 911 GT3	15	14	2:07.263	1.522	0.001	164.6
19	911	Christophe Lapierre	FRA	ProAm	5	Pierre Martinet by Alméras	FRA	Porsche 911 GT3	11	5	2:07.273	1.532	0.010	164.6
20	53	Arthur Mathieu Rk	FRA	Pro	15	Spark Motorsport	FRA	Porsche 911 GT3	15	14	2:07.375	1.634	0.102	164.5
21	76	Raymond Narac	FRA	ProAm	6	IMSA Performance	FRA	Porsche 911 GT3	15	4	2:07.510	1.769	0.135	164.3
22	59	Maxence Maurice	FRA	Am	1	IMSA Performance	FRA	Porsche 911 GT3	15	6	2:07.662	1.921	0.152	164.1
23	135	Thomas Fretin Rk	FRA	Pro	16	YDEO Compétition	FRA	Porsche 911 GT3	15	14	2:08.246	2.505	0.584	163.4
24	115	Philipp Sager	AUT	ProAm	7	Dinamic Motorsport	ITA	Porsche 911 GT3	15	8	2:08.838	3.097	0.592	162.6
25	77	Tugdual Rabreau	FRA	Am	2	CLRT	FRA	Porsche 911 GT3	15	13	2:09.003	3.262	0.165	162.4
26	21	Clément Mateu	FRA	ProAm	8	Martinet by Alméras	FRA	Porsche 911 GT3	15	5	2:09.214	3.473	0.211	162.2
27	44	Franck Leherpeur	FRA	Am	3	CLRT	FRA	Porsche 911 GT3	15	5	2:11.468	5.727	2.254	159.4
28	35	Benoit Fretin	FRA	Am	4	YDEO Compétition	FRA	Porsche 911 GT3	14	3	2:12.965	7.224	1.497	157.6



Paul Ricard
Porsche Carrera Cup France
Race - 2
Distance and Speed Average

PORSCHE
CARRERA CUP
FRANCE

Clas	N°	Driver	Nat	Cat	Clas	Team	Nat	Vehicle	Laps	Distance	Total Time	Km/h		
1	19	Dorian Boccia		FRA	Pro	1	Martinet by Alméras		FRA	Porsche 911 GT3	15	87.33	31:37.581	165.6
2	20	Jaxon Evans		NZL	Pro	2	Martinet by Alméras		FRA	Porsche 911 GT3	15	87.33	31:39.977	165.4
3	11	Florian Latorre		FRA	Pro	3	CLRT		FRA	Porsche 911 GT3	15	87.33	31:40.464	165.4
4	99	Marvin Klein		FRA	Pro	4	CLRT		FRA	Porsche 911 GT3	15	87.33	31:41.040	165.3
5	1	Jean-Baptiste		FRA	Pro	5	BWT Lechner Racing		AUT	Porsche 911 GT3	15	87.33	31:42.483	165.2
6	22	Alessandro Ghiretti		FRA	Pro	6	Martinet by Alméras		FRA	Porsche 911 GT3	15	87.33	31:43.305	165.1
7	87	Richard Wagner		DEU	Pro	7	BWT Lechner Racing		AUT	Porsche 911 GT3	15	87.33	31:50.086	164.5
8	12	Gianmarco		ITA	Pro	8	Ombra Racing		ITA	Porsche 911 GT3	15	87.33	31:54.049	164.2
9	74	Victor Blugeon		FRA	Pro	9	ABM		FRA	Porsche 911 GT3	15	87.33	31:54.129	164.2
10	16	Ugo Gazil		FRA	Pro	10	Pierre Martinet by Alméras		FRA	Porsche 911 GT3	15	87.33	31:57.235	163.9
11	33	Evan Spenle		FRA	Pro	11	MRT by CLRT		FRA	Porsche 911 GT3	15	87.33	31:58.152	163.9
12	55	Nicolas Misslin		MEX	ProAm	1	BWT Lechner Racing		AUT	Porsche 911 GT3	15	87.33	32:05.795	163.2
13	23	Victor Weyrich		FRA	Pro	12	Pierre Martinet by Alméras		FRA	Porsche 911 GT3	15	87.33	32:07.417	163.1
14	7	Jérôme Boullery		FRA	ProAm	2	YDEO by Racing		FRA	Porsche 911 GT3	15	87.33	32:09.238	162.9
15	888	François Lansard		FRA	ProAm	3	MRT by CLRT		FRA	Porsche 911 GT3	15	87.33	32:09.393	162.9
16	76	Raymond Narac		FRA	ProAm	4	IMSA Performance		FRA	Porsche 911 GT3	15	87.33	32:14.745	162.4
17	15	Henry Hassid		FRA	ProAm	5	MRT by CLRT		FRA	Porsche 911 GT3	15	87.33	32:21.037	161.9
18	3	Milan Petelet		FRA	Pro	13	ABM		FRA	Porsche 911 GT3	15	87.33	32:27.165	161.4
19	59	Maxence Maurice		FRA	Am	1	IMSA Performance		FRA	Porsche 911 GT3	15	87.33	32:33.624	160.9
20	77	Tugdual Rabreau		FRA	Am	2	CLRT		FRA	Porsche 911 GT3	15	87.33	32:40.576	160.3
21	21	Clément Mateu		FRA	ProAm	6	Martinet by Alméras		FRA	Porsche 911 GT3	15	87.33	32:46.890	159.8
22	115	Philipp Sager		AUT	ProAm	7	Dinamic Motorsport		ITA	Porsche 911 GT3	15	87.33	32:50.511	159.5
23	53	Arthur Mathieu		FRA	Pro	14	Spark Motorsport		FRA	Porsche 911 GT3	15	87.33	32:54.893	159.1
24	135	Thomas Fretin		FRA	Pro	15	YDEO Compétition		FRA	Porsche 911 GT3	15	87.33	32:56.271	159.0
25	44	Franck Leherpeur		FRA	Am	3	CLRT		FRA	Porsche 911 GT3	15	87.33	33:20.699	157.1
26	35	Benoit Fretin		FRA	Am	4	YDEO Compétition		FRA	Porsche 911 GT3	14	81.50	32:29.738	150.4
27	911	Christophe Lapierre		FRA	ProAm	8	Pierre Martinet by Alméras		FRA	Porsche 911 GT3	11	64.04	23:44.973	161.7
28	17	Enrico Fulgenzi		ITA	Pro	16	EF Racing		ITA	Porsche 911 GT3	10	58.22	21:43.509	160.7

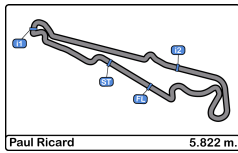


Paul Ricard
Porsche Carrera Cup France
Race - 2
Lap Analysis



1 Pro Jean-Baptiste Simmenauer Porsche 911 GT3 Cup							7 Jérôme Boullery Porsche 911 GT3 Cup								
BWT Lechner Racing							YDEO by Racing Technology								
Lap	D	Time	Sector 1	Sector 2	Sector 3	T. Spd	Elapsed	Lap	D	Time	Sector 1	Sector 2	Sector 3	T. Spd	Elapsed
1		2:13.605	41.148	38.628	53.829	197.4	2:13.605	1		2:17.440	42.798	38.886	55.756	209.3	2:17.440
2		2:07.843	36.236	38.235	53.372	246.5	4:21.448	2		2:07.912	35.348	38.020	54.544	247.1	4:25.352
3		2:06.740	35.032	38.077	53.631	247.7	6:28.188	3		2:07.972	34.879	38.413	54.680	248.2	6:33.324
4		2:05.897	34.472	37.968	53.457	247.1	8:34.085	4		2:06.959	34.860	38.143	53.956	247.7	8:40.283
5		2:05.894	34.576	37.903	53.415	245.4	10:39.979	5		2:06.989	34.805	38.120	54.064	247.1	10:47.272
6		2:06.017	34.659	37.987	53.371	246.0	12:45.996	6		2:07.785	34.970	38.312	54.503	247.1	12:55.057
7		2:06.164	34.545	38.068	53.551	246.5	14:52.160	7		2:07.190	34.787	38.271	54.132	247.1	15:02.247
8		2:06.146	34.593	37.968	53.585	246.0	16:58.306	8		2:07.519	35.374	38.247	53.898	247.7	17:09.766
9		2:05.954	34.445	37.860	53.649	246.5	19:04.260	9		2:07.186	34.676	38.306	54.204	247.1	19:16.952
10		2:06.785	34.520	38.243	54.022	247.1	21:11.045	10		2:07.294	35.094	38.110	54.090	247.7	21:24.246
11		2:06.539	34.631	37.860	54.048	246.0	23:17.584	11		2:07.954	35.097	38.352	54.505	247.7	23:32.200
12		2:06.213	34.625	37.867	53.721	245.4	25:23.797	12		2:07.585	34.966	37.945	54.674	248.2	25:39.785
13		2:05.968	34.653	37.899	53.416	246.5	27:29.765	13		2:13.519	34.922	44.417	54.180	247.1	27:53.304
14		2:06.054	34.674	37.842	53.538	246.5	29:35.819	14		2:08.011	34.864	38.046	55.101	246.0	30:01.315
15		2:06.664	34.686	38.021	53.957	246.0	31:42.483	15		2:07.923	34.795	37.998	55.130	246.0	32:09.238

3 Pro Milan Petelet Rk Porsche 911 GT3 Cup							11 Florian Latorre Porsche 911 GT3 Cup								
ABM							CLRT								
Lap	D	Time	Sector 1	Sector 2	Sector 3	T. Spd	Elapsed	Lap	D	Time	Sector 1	Sector 2	Sector 3	T. Spd	Elapsed
1		2:23.158	47.020	40.028	56.110	194.5	2:23.158	1		2:12.282	40.059	38.453	53.770	193.2	2:12.282
2		2:10.607	36.818	38.917	54.872	239.4	4:33.765	2		2:06.570	34.713	38.245	53.612	246.0	4:18.852
3		2:08.884	35.589	39.177	54.118	247.1	6:42.649	3		2:06.342	34.621	37.985	53.736	246.5	6:25.194
4		2:07.585	34.996	38.556	54.033	245.4	8:50.234	4		2:05.812	34.531	37.889	53.392	246.5	8:31.006
5		2:08.335	35.252	38.787	54.296	246.5	10:58.569	5		2:05.887	34.540	37.879	53.468	246.0	10:36.893
6		2:07.262	34.897	38.240	54.125	244.8	13:05.831	6		2:06.114	34.644	37.749	53.721	246.0	12:43.007
7		2:08.006	35.079	38.338	54.589	246.5	15:13.837	7		2:06.344	34.731	37.998	53.615	246.5	14:49.351
8		2:07.842	35.188	38.384	54.270	245.4	17:21.679	8		2:07.023	35.672	37.858	53.493	246.5	16:56.374
9		2:08.278	35.098	38.564	54.616	244.3	19:29.957	9		2:06.552	34.986	38.101	53.465	247.7	19:02.926
10		2:09.007	35.356	38.699	54.952	243.2	21:38.964	10		2:06.287	34.811	37.771	53.705	247.7	21:09.213
11		2:08.387	35.106	38.449	54.832	243.7	23:47.351	11		2:06.313	34.788	38.140	53.385	243.7	23:15.526
12		2:08.587	35.233	38.449	54.905	243.7	25:55.938	12		2:05.741	34.604	37.750	53.387	245.4	25:21.267
13		2:09.951	35.373	38.283	56.295	245.4	28:05.889	13		2:05.998	34.598	37.697	53.703	245.4	27:27.265
14		2:09.500	35.512	38.845	55.143	243.2	30:15.389	14		2:05.965	34.558	37.838	53.569	244.8	29:33.230
15		2:11.776	36.097	39.427	56.252	242.6	32:27.165	15		2:07.234	35.474	38.028	53.732	247.7	31:40.464



Paul Ricard
Porsche Carrera Cup France
Race - 2
Lap Analysis



12 Gianmarco Quaresmini Porsche 911 GT3 Cup **16** Ugo Gazil Rk Porsche 911 GT3 Cup

Pro							Ombra Racing							Pro									
Lap	D	Time	Sector 1	Sector 2	Sector 3	T. Spd	Elapsed	Lap	D	Time	Sector 1	Sector 2	Sector 3	T. Spd	Elapsed	Lap	D	Time	Sector 1	Sector 2	Sector 3	T. Spd	Elapsed
1		2:15.571	42.193	38.971	54.407	205.3	2:15.571	1		2:16.795	42.976	39.094	54.725	203.0	2:16.795								
2		2:07.422	35.310	38.313	53.799	246.5	4:22.993	2		2:07.429	35.292	38.179	53.958	247.1	4:24.224								
3		2:06.679	34.751	38.223	53.705	246.0	6:29.672	3		2:07.156	34.864	38.100	54.192	247.1	6:31.380								
4		2:07.093	34.919	38.302	53.872	246.0	8:36.765	4		2:06.754	34.865	38.053	53.836	247.7	8:38.134								
5		2:06.616	34.760	38.113	53.743	245.4	10:43.381	5		2:06.497	34.632	38.008	53.857	246.5	10:44.631								
6		2:06.664	34.718	38.181	53.765	246.0	12:50.045	6		2:07.209	34.855	38.016	54.338	247.1	12:51.840								
7		2:06.584	34.613	38.149	53.822	244.8	14:56.629	7		2:06.764	34.780	38.170	53.814	246.5	14:58.604								
8		2:07.160	34.968	38.164	54.028	246.0	17:03.789	8		2:07.181	34.900	37.953	54.328	247.1	17:05.785								
9		2:07.364	35.171	38.047	54.146	247.7	19:11.153	9		2:07.239	34.986	38.255	53.998	246.0	19:13.024								
10		2:08.330	35.394	39.026	53.910	247.7	21:19.483	10		2:07.844	35.006	38.099	54.739	246.5	21:20.868								
11		2:06.474	34.682	37.958	53.834	243.2	23:25.957	11		2:07.314	34.932	38.137	54.245	246.5	23:28.182								
12		2:06.714	34.866	38.036	53.812	244.8	25:32.671	12		2:06.749	34.939	37.921	53.889	246.5	25:34.931								
13		2:07.068	34.777	38.264	54.027	244.8	27:39.739	13		2:07.311	34.972	38.171	54.168	246.5	27:42.242								
14		2:07.039	34.739	38.063	54.237	243.2	29:46.778	14		2:07.493	34.965	38.162	54.366	245.4	29:49.735								
15		2:07.271	34.915	38.102	54.254	246.0	31:54.049	15		2:07.500	35.078	37.988	54.434	246.0	31:57.235								

15 Henry Hassid Porsche 911 GT3 Cup **17** Enrico Fulgenzi Porsche 911 GT3 Cup

ProAm							MRT by CLRT							Pro									
Lap	D	Time	Sector 1	Sector 2	Sector 3	T. Spd	Elapsed	Lap	D	Time	Sector 1	Sector 2	Sector 3	T. Spd	Elapsed	Lap	D	Time	Sector 1	Sector 2	Sector 3	T. Spd	Elapsed
1		2:23.386	46.890	40.762	55.734	219.0	2:23.386	1		2:19.096	43.148	40.479	55.469	206.1	2:19.096								
2		2:10.977	36.668	39.483	54.826	241.0	4:34.363	2		2:08.430	34.964	38.752	54.714	245.4	4:27.526								
3		2:10.421	35.707	40.100	54.614	245.4	6:44.784	3		2:07.234	34.825	38.286	54.123	244.8	6:34.760								
4		2:08.309	35.283	38.544	54.482	244.3	8:53.093	4		2:07.172	34.879	38.294	53.999	246.0	8:41.932								
5		2:07.716	34.962	38.544	54.210	243.7	11:00.809	5		2:07.434	34.932	38.238	54.264	245.4	10:49.366								
6		2:08.018	35.134	38.484	54.400	244.3	13:08.827	6		2:07.256	34.923	38.273	54.060	244.8	12:56.622								
7		2:07.744	34.926	38.618	54.200	244.3	15:16.571	7		2:07.307	34.993	38.218	54.096	244.8	15:03.929								
8		2:07.485	35.088	38.317	54.080	244.3	17:24.056	8		2:07.056	34.888	38.128	54.040	246.0	17:10.985								
9		2:07.682	34.991	38.570	54.121	243.2	19:31.738	9		2:11.236	35.169	38.483	57.584	246.0	19:22.221								
10		2:07.996	35.196	38.376	54.424	243.2	21:39.734	10		2:21.288 P	36.775	41.768	1:02.745	220.4	21:43.509								
11		2:08.022	34.975	38.519	54.528	244.3	23:47.756																
12		2:08.435	35.504	38.426	54.505	242.6	25:56.191																
13		2:07.974	35.441	38.552	53.981	244.8	28:04.165																
14		2:07.263	34.907	38.072	54.284	242.1	30:11.428																
15		2:09.609	35.087	39.328	55.194	243.2	32:21.037																

19 Dorian Bocolacci Rk Porsche 911 GT3 Cup

Pro							Martinet by Alméras								
Lap	D	Time	Sector 1	Sector 2	Sector 3	T. Spd	Elapsed	Lap	D	Time	Sector 1	Sector 2	Sector 3	T. Spd	Elapsed
1		2:10.550	39.361	38.163	53.026	189.8	2:10.550								
2		2:05.973	34.674	38.079	53.220	243.7	4:16.523								
3		2:05.945	34.523	38.182	53.240	244.3	6:22.468								
4		2:06.092	34.516	38.113	53.463	244.8	8:28.560								
5		2:06.214	34.766	38.000	53.448	243.7	10:34.774								
6		2:05.937	34.558	37.975	53.404	243.7	12:40.711								
7		2:06.228	34.642	38.092	53.494	243.2	14:46.939								
8		2:06.641	34.858	38.276	53.507	244.3	16:53.580								
9		2:06.568	34.741	38.150	53.677	243.7	19:00.148								
10		2:06.255	34.647	37.947	53.661	243.7	21:06.403								
11		2:06.999	35.396	37.952	53.651	244.8	23:13.402								
12		2:06.248	34.744	37.983	53.521	243.7	25:19.650								
13		2:05.981	34.636	37.893	53.452	243.7	27:25.631								
14		2:05.788	34.543	37.825	53.420	243.2	29:31.419								
15		2:06.162	34.659	37.838	53.665	243.2	31:37.581								





Paul Ricard
Porsche Carrera Cup France
Race - 2
Lap Analysis

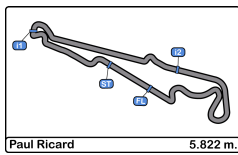


20 Jaxon Evans Porsche 911 GT3 Cup **22** Alessandro Ghiretti Rk Porsche 911 GT3 Cup

Pro							Pro								
Martinet by Alméras							Martinet by Alméras								
Lap	D	Time	Sector 1	Sector 2	Sector 3	T. Spd	Elapsed	Lap	D	Time	Sector 1	Sector 2	Sector 3	T. Spd	Elapsed
1		2:11.306	39.564	38.265	53.477	189.8	2:11.306	1		2:13.033	40.680	38.424	53.929	200.3	2:13.033
2		2:06.182	34.579	38.150	53.453	246.0	4:17.488	2		2:06.536	34.754	38.069	53.713	246.0	4:19.569
3		2:05.942	34.576	38.119	53.247	245.4	6:23.430	3		2:06.383	34.708	38.143	53.532	246.0	6:25.952
4		2:05.925	34.588	38.099	53.238	246.0	8:29.355	4		2:06.217	34.759	37.978	53.480	246.5	8:32.169
5		2:05.912	34.572	37.953	53.387	244.8	10:35.267	5		2:06.460	34.720	38.165	53.575	245.4	10:38.629
6		2:06.026	34.671	38.057	53.298	245.4	12:41.293	6		2:05.999	34.681	37.827	53.491	245.4	12:44.628
7		2:05.908	34.528	37.883	53.497	245.4	14:47.201	7		2:06.178	34.618	37.998	53.562	244.8	14:50.806
8		2:06.635	34.825	38.200	53.610	246.0	16:53.836	8		2:06.693	34.798	38.059	53.836	243.7	16:57.499
9		2:06.626	34.707	38.094	53.825	246.0	19:00.462	9		2:06.301	34.757	37.934	53.610	245.4	19:03.800
10		2:06.136	34.644	37.986	53.506	245.4	21:06.598	10		2:07.870	34.688	38.561	54.621	245.4	21:11.670
11		2:07.100	35.668	37.759	53.673	247.7	23:13.698	11		2:06.455	34.851	37.856	53.748	246.5	23:18.125
12		2:06.313	34.770	37.836	53.707	246.0	25:20.011	12		2:06.244	34.784	37.899	53.561	247.1	25:24.369
13		2:06.531	34.736	38.170	53.625	244.8	27:26.542	13		2:06.322	34.721	37.985	53.616	246.5	27:30.691
14		2:06.524	34.711	37.946	53.867	244.8	29:33.066	14		2:06.087	34.706	37.822	53.559	246.0	29:36.778
15		2:06.911	35.380	38.052	53.479	246.0	31:39.977	15		2:06.527	34.734	38.066	53.727	246.5	31:43.305

21 Clément Mateu Porsche 911 GT3 Cup **23** Victor Weyrich Porsche 911 GT3 Cup

ProAm							Pro								
Martinet by Alméras							Pierre Martinet by Alméras								
Lap	D	Time	Sector 1	Sector 2	Sector 3	T. Spd	Elapsed	Lap	D	Time	Sector 1	Sector 2	Sector 3	T. Spd	Elapsed
1		2:22.804	46.490	39.428	56.886	218.6	2:22.804	1		2:19.547	44.240	39.655	55.652	216.8	2:19.547
2		2:12.312	36.782	39.052	56.478	245.4	4:35.116	2		2:09.383	35.185	38.551	55.647	248.2	4:28.930
3		2:11.071	35.489	39.917	55.665	246.5	6:46.187	3		2:07.858	35.129	38.503	54.226	247.1	6:36.788
4		2:10.520	36.152	38.949	55.419	246.0	8:56.707	4		2:07.245	34.880	38.329	54.036	247.7	8:44.033
5		2:09.214	35.491	38.901	54.822	243.7	11:05.921	5		2:07.538	35.034	38.352	54.152	247.1	10:51.571
6		2:09.232	35.543	38.853	54.836	243.7	13:15.153	6		2:07.552	34.883	38.546	54.123	245.4	12:59.123
7		2:09.573	35.650	38.754	55.169	244.8	15:24.726	7		2:07.008	34.720	38.163	54.125	245.4	15:06.131
8		2:09.375	35.630	38.671	55.074	244.3	17:34.101	8		2:06.516	33.937	38.339	54.240	246.0	17:12.647
9		2:11.105	35.415	39.373	56.317	244.3	19:45.206	9		2:07.396	34.953	38.252	54.191	246.5	19:20.043
10		2:09.773	35.923	38.580	55.270	244.8	21:54.979	10		2:07.023	34.746	38.067	54.210	246.0	21:27.066
11		2:09.555	35.722	38.508	55.325	244.8	24:04.534	11		2:07.061	34.856	38.013	54.192	246.0	23:34.127
12		2:10.503	36.025	38.781	55.697	244.8	26:15.037	12		2:06.938	34.854	38.055	54.029	244.8	25:41.065
13		2:10.203	35.592	38.760	55.851	246.0	28:25.240	13		2:06.894	34.852	38.052	53.990	246.5	27:47.959
14		2:10.542	35.769	38.626	56.147	245.4	30:35.782	14		2:07.588	34.731	38.000	54.857	245.4	29:55.547
15		2:11.108	35.948	39.636	55.524	245.4	32:46.890	15		2:08.870	35.932	38.462	54.476	247.1	32:04.417



Paul Ricard
Porsche Carrera Cup France
Race - 2
Lap Analysis



33 Evan Spenle Porsche 911 GT3 Cup **53** Arthur Mathieu Rk Porsche 911 GT3 Cup
 Pro MRT by CLRT Pro Spark Motorsport

Lap D	Time	Sector 1	Sector 2	Sector 3	T. Spd	Elapsed	Lap D	Time	Sector 1	Sector 2	Sector 3	T. Spd	Elapsed
1	2:14.199	41.182	38.862	54.155	201.8	2:14.199	1	2:22.468	45.828	39.354	57.286	208.8	2:22.468
2	2:06.951	34.747	38.150	54.054	246.5	4:21.150	2	2:11.085	36.685	38.801	55.599	245.4	4:33.553
3	2:07.689	35.077	38.110	54.502	245.4	6:28.839	3	2:34.942	36.160	57.239	1:01.543	246.5	7:08.495
4	2:06.819	34.716	38.058	54.045	247.1	8:35.658	4	2:09.797	36.089	38.659	55.049	243.2	9:18.292
5	2:06.901	34.833	38.131	53.937	246.0	10:42.559	5	2:09.796	35.592	38.610	55.594	242.6	11:28.088
6	2:06.468	34.550	37.999	53.919	244.3	12:49.027	6	2:08.574	35.267	38.374	54.933	242.6	13:36.662
7	2:06.693	34.629	38.010	54.054	244.8	14:55.720	7	2:08.759	35.237	38.554	54.968	243.7	15:45.421
8	2:07.861	34.850	38.064	54.947	244.8	17:03.581	8	2:08.398	35.312	38.273	54.813	244.3	17:53.819
9	2:07.370	34.937	37.977	54.456	246.0	19:10.951	9	2:08.960	35.461	38.372	55.127	243.7	20:02.779
10	2:10.335	35.501	39.031	55.803	245.4	21:21.286	10	2:09.901	35.327	38.508	56.066	244.8	22:12.680
11	2:07.644	34.940	38.078	54.626	247.1	23:28.930	11	2:08.747	35.602	38.252	54.893	243.2	24:21.427
12	2:07.265	34.860	37.975	54.430	246.0	25:36.195	12	2:09.039	35.480	38.575	54.984	243.7	26:30.466
13	2:07.193	34.858	38.019	54.316	244.8	27:43.388	13	2:08.092	35.205	38.255	54.632	243.2	28:38.558
14	2:07.392	34.950	38.005	54.437	244.8	29:50.780	14	2:07.375	34.248	38.457	54.670	243.7	30:45.933
15	2:07.372	34.906	38.115	54.351	244.8	31:58.152	15	2:08.960	35.620	38.418	54.922	243.2	32:54.893

35 Benoit Fretin Porsche 911 GT3 Cup **55** Nicolas Misslin Porsche 911 GT3 Cup
 Am YDEO Compétition ProAm BWT Lechner Racing

Lap D	Time	Sector 1	Sector 2	Sector 3	T. Spd	Elapsed	Lap D	Time	Sector 1	Sector 2	Sector 3	T. Spd	Elapsed
1	2:25.808	47.559	41.818	56.431	200.0	2:25.808	1	2:16.345	42.603	38.806	54.936	209.3	2:16.345
2	2:14.116	37.569	40.518	56.029	235.8	4:39.924	2	2:08.699	35.467	38.831	54.401	247.1	4:25.044
3	2:12.965	36.401	40.747	55.817	244.3	6:52.889	3	2:07.800	34.984	38.371	54.445	247.1	6:32.844
4	2:12.975	36.688	40.290	55.997	242.6	9:05.864	4	2:06.796	34.704	38.051	54.041	247.1	8:39.640
5	2:23.680	43.671	41.957	58.052	242.6	11:29.544	5	2:07.273	34.863	38.238	54.172	246.5	10:46.913
6	2:16.220	37.140	41.568	57.512	242.1	13:45.764	6	2:07.779	35.086	38.389	54.304	245.4	12:54.692
7	2:13.853	36.934	40.266	56.653	241.0	15:59.617	7	2:07.278	34.799	38.331	54.148	244.8	15:01.970
8	2:16.838	37.410	41.152	58.276	238.9	18:16.455	8	2:07.172	35.302	37.986	53.884	246.0	17:09.142
9	2:17.069	37.804	41.313	57.952	241.6	20:33.524	9	2:07.397	34.819	38.394	54.184	245.4	19:16.539
10	2:17.281	37.617	41.566	58.098	240.5	22:50.805	10	2:07.422	35.327	37.993	54.102	245.4	21:23.961
11	2:15.453	37.260	40.679	57.514	241.6	25:06.258	11	2:07.930	35.087	38.456	54.387	245.4	23:31.891
12	2:19.623	37.672	40.872	1:01.079	241.0	27:25.881	12	2:07.456	34.842	38.151	54.463	244.8	25:39.347
13	2:33.937	44.954	44.708	1:04.275	160.0	29:59.818	13	2:07.301	34.929	38.041	54.331	244.8	27:46.648
14	2:29.920	41.803	45.493	1:02.624	192.5	32:29.738	14	2:08.641	35.471	38.389	54.781	244.8	29:55.289
15							15	2:10.506	35.950	39.106	55.450	244.8	32:05.795

44 Franck Leherpeur Porsche 911 GT3 Cup
 Am CLRT

Lap D	Time	Sector 1	Sector 2	Sector 3	T. Spd	Elapsed
1	2:21.356	45.637	40.006	55.713	221.7	2:21.356
2	2:11.551	35.781	39.788	55.982	246.0	4:32.907
3	2:13.039	36.015	40.452	56.572	243.7	6:45.946
4	2:13.981	38.450	39.784	55.747	244.3	8:59.927
5	2:11.468	35.963	39.453	56.052	244.3	11:11.395
6	2:12.020	36.452	39.660	55.908	242.6	13:23.415
7	2:11.842	36.430	39.338	56.074	241.6	15:35.257
8	2:12.753	36.049	40.079	56.625	241.6	17:48.010
9	2:12.460	36.269	39.871	56.320	241.6	20:00.470
10	2:12.374	35.970	39.350	57.054	242.1	22:12.844
11	2:13.002	36.487	40.072	56.443	241.6	24:25.846
12	2:13.322	36.472	39.832	57.018	241.6	26:39.168
13	2:14.298	36.894	40.033	57.371	241.0	28:53.466
14	2:14.323	37.224	40.083	57.016	238.9	31:07.789
15	2:12.910	36.676	39.757	56.477	241.6	33:20.699





Paul Ricard
Porsche Carrera Cup France
Race - 2
Lap Analysis



59

Maxence Maurice

Porsche 911 GT3 Cup **76**

Raymond Narac

Porsche 911 GT3 Cup

Am

IMSA Performance

ProAm

IMSA Performance

Lap	D	Time	Sector 1	Sector 2	Sector 3	T. Spd	Elapsed	Lap	D	Time	Sector 1	Sector 2	Sector 3	T. Spd	Elapsed
1		2:21.486	44.882	40.884	55.720	200.7	2:21.486	1		2:20.380	44.723	39.358	56.299	214.2	2:20.380
2		2:10.588	35.970	39.618	55.000	243.7	4:32.074	2		2:09.270	35.466	38.840	54.964	247.1	4:29.650
3		2:08.306	35.300	38.563	54.443	246.0	6:40.380	3		2:08.870	35.660	38.485	54.725	248.2	6:38.520
4		2:08.791	35.369	38.715	54.707	244.8	8:49.171	4		2:07.510	34.904	38.453	54.153	246.0	8:46.030
5		2:08.481	35.356	38.333	54.792	245.4	10:57.652	5		2:07.714	35.135	38.429	54.150	246.0	10:53.744
6		2:07.662	35.087	38.342	54.233	243.7	13:05.314	6		2:07.962	35.245	38.385	54.332	244.3	13:01.706
7		2:09.256	35.076	38.490	55.690	243.7	15:14.570	7		2:07.677	35.388	38.196	54.093	245.4	15:09.383
8		2:17.893	44.260	39.285	54.348	245.4	17:32.463	8		2:08.448	35.197	38.452	54.799	246.0	17:17.831
9		2:08.233	35.677	38.285	54.271	243.7	19:40.696	9		2:08.202	35.197	38.363	54.642	244.3	19:26.033
10		2:08.674	35.478	38.649	54.547	243.7	21:49.370	10		2:08.454	35.189	38.496	54.769	244.8	21:34.487
11		2:09.892	35.847	39.077	54.968	246.5	23:59.262	11		2:08.399	35.354	38.329	54.716	244.8	23:42.886
12		2:08.670	35.589	38.440	54.641	243.2	26:07.932	12		2:08.302	35.525	38.224	54.553	244.3	25:51.188
13		2:08.371	35.436	38.563	54.372	243.2	28:16.303	13		2:07.694	35.245	38.041	54.408	244.3	27:58.882
14		2:08.461	35.507	38.283	54.671	243.7	30:24.764	14		2:07.856	35.293	38.044	54.519	244.3	30:06.738
15		2:08.860	35.445	38.463	54.952	243.7	32:33.624	15		2:08.007	35.226	38.389	54.392	244.3	32:14.745

74

Victor Blugeon

Porsche 911 GT3 Cup **77**

Tugdual Rabreau

Porsche 911 GT3 Cup

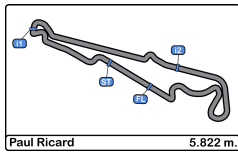
Pro

ABM

Am

CLRT

Lap	D	Time	Sector 1	Sector 2	Sector 3	T. Spd	Elapsed	Lap	D	Time	Sector 1	Sector 2	Sector 3	T. Spd	Elapsed
1		2:15.752	41.748	39.268	54.736	196.3	2:15.752	1		2:20.725	45.314	40.081	55.330	221.7	2:20.725
2		2:07.981	35.441	38.350	54.190	247.1	4:23.733	2		2:09.484	35.577	38.986	54.921	247.7	4:30.209
3		2:06.986	34.778	38.235	53.973	245.4	6:30.719	3		2:09.208	35.534	38.896	54.778	247.1	6:39.417
4		2:06.572	34.780	37.979	53.813	245.4	8:37.291	4		2:10.230	35.764	39.095	55.371	247.1	8:49.647
5		2:06.668	34.868	37.952	53.848	245.4	10:43.959	5		2:09.817	35.467	39.563	54.787	247.1	10:59.464
6		2:06.939	34.963	38.067	53.909	244.8	12:50.898	6		2:11.631	35.671	39.085	56.875	245.4	13:11.095
7		2:06.827	34.661	38.274	53.892	244.8	14:57.725	7		2:09.375	35.605	38.606	55.164	244.8	15:20.470
8		2:06.677	34.842	37.986	53.849	244.8	17:04.402	8		2:09.137	35.481	38.605	55.051	246.0	17:29.607
9		2:07.155	34.867	38.059	54.229	246.0	19:11.557	9		2:09.864	35.740	38.861	55.263	244.3	19:39.471
10		2:08.616	35.241	38.860	54.515	246.5	21:20.173	10		2:09.707	35.527	38.840	55.340	244.3	21:49.178
11		2:06.616	34.754	38.060	53.802	244.8	23:26.789	11		2:10.551	35.738	39.119	55.694	245.4	23:59.729
12		2:06.507	34.830	37.868	53.809	245.4	25:33.296	12		2:09.272	35.641	38.693	54.938	245.4	26:09.001
13		2:06.698	34.858	37.892	53.948	244.8	27:39.994	13		2:09.003	35.661	38.452	54.890	244.8	28:18.004
14		2:06.960	34.926	37.814	54.220	245.4	29:46.954	14		2:11.479	36.544	39.009	55.926	244.8	30:29.483
15		2:07.175	35.151	37.872	54.152	247.1	31:54.129	15		2:11.093	35.961	39.311	55.821	243.7	32:40.576



Paul Ricard
Porsche Carrera Cup France
Race - 2
Lap Analysis



87

Richard Wagner

Porsche 911 GT3 Cup **115**

Philipp Sager

Porsche 911 GT3 Cup

Pro

BWT Lechner Racing

ProAm

Dinamic Motorsport

Lap	D	Time	Sector 1	Sector 2	Sector 3	T. Spd	Elapsed	Lap	D	Time	Sector 1	Sector 2	Sector 3	T. Spd	Elapsed
1		2:14.486	42.009	38.862	53.615	205.3	2:14.486	1		2:23.691	46.562	39.809	57.320	216.8	2:23.691
2		2:07.653	35.699	38.442	53.512	247.7	4:22.139	2		2:11.746	36.825	39.386	55.535	230.7	4:35.437
3		2:06.948	34.725	38.001	54.222	247.1	6:29.087	3		2:10.919	36.046	39.738	55.135	247.7	6:46.356
4		2:06.783	35.136	37.927	53.720	248.2	8:35.870	4		2:10.657	36.917	38.715	55.025	249.4	8:57.013
5		2:07.074	34.993	38.070	54.011	247.7	10:42.944	5		2:09.683	35.624	38.883	55.176	247.1	11:06.696
6		2:06.339	34.680	37.969	53.690	246.5	12:49.283	6		2:09.142	35.490	38.814	54.838	246.5	13:15.838
7		2:06.779	34.755	37.994	54.030	248.2	14:56.062	7		2:09.818	35.514	38.573	55.731	247.1	15:25.656
8		2:06.882	34.882	38.052	53.948	247.1	17:02.944	8		2:08.838	35.343	39.107	54.388	247.1	17:34.494
9		2:06.404	34.585	38.149	53.670	246.0	19:09.348	9		2:09.993	35.529	39.106	55.358	248.2	19:44.487
10		2:06.608	34.690	37.909	54.009	245.4	21:15.956	10		2:09.645	35.274	38.632	55.739	246.0	21:54.132
11		2:06.638	34.988	37.860	53.790	246.0	23:22.594	11		2:10.014	35.698	38.967	55.349	246.5	24:04.146
12		2:06.236	34.691	37.815	53.730	246.0	25:28.830	12		2:10.364	36.167	38.790	55.407	245.4	26:14.510
13		2:06.639	34.856	38.002	53.781	244.8	27:35.469	13		2:10.327	35.706	38.940	55.681	245.4	28:24.837
14		2:07.137	35.071	38.204	53.862	244.8	29:42.606	14		2:10.403	35.003	39.468	55.932	244.8	30:35.240
15		2:07.480	35.030	38.420	54.030	244.8	31:50.086	15		2:12.271	36.298	40.224	55.749	245.4	32:47.511

99

Marvin Klein

Porsche 911 GT3 Cup **135**

Thomas Fretin Rk

Porsche 911 GT3 Cup

Pro

CLRT

Pro

YDEO Compétition

Lap	D	Time	Sector 1	Sector 2	Sector 3	T. Spd	Elapsed	Lap	D	Time	Sector 1	Sector 2	Sector 3	T. Spd	Elapsed
1		2:11.791	39.803	38.205	53.783	194.2	2:11.791	1		2:23.878	47.214	40.011	56.653	216.0	2:23.878
2		2:06.644	34.684	38.085	53.875	246.0	4:18.435	2		2:11.894	36.824	39.825	55.245	238.9	4:35.772
3		2:06.276	34.536	38.159	53.581	246.5	6:24.711	3		2:11.679	35.935	39.909	55.835	247.1	6:47.451
4		2:05.909	34.446	37.882	53.581	246.0	8:30.620	4		2:09.900	36.306	38.659	54.935	246.5	8:57.351
5		2:05.956	34.422	37.924	53.610	245.4	10:36.576	5		2:09.627	35.714	38.942	54.971	246.5	11:06.978
6		2:06.176	34.588	37.835	53.753	244.8	12:42.752	6		2:09.348	35.693	38.915	54.740	246.5	13:16.326
7		2:06.425	34.587	37.897	53.941	244.8	14:49.177	7		2:08.654	35.237	38.749	54.668	246.5	15:24.980
8		2:07.005	35.612	37.813	53.580	244.3	16:56.182	8		2:17.980	36.303	46.897	54.780	247.1	17:42.960
9		2:06.532	34.990	37.877	53.665	244.8	19:02.714	9		2:08.535	35.108	38.794	54.633	244.8	19:51.495
10		2:06.496	34.650	37.828	54.018	244.8	21:09.210	10		2:08.495	35.416	38.371	54.708	244.8	21:59.990
11		2:06.878	35.023	38.051	53.804	242.6	23:16.088	11		2:10.219	36.392	38.570	55.257	244.8	24:10.209
12		2:06.250	34.578	37.806	53.866	246.0	25:22.338	12		2:09.193	35.315	38.784	55.094	244.8	26:19.402
13		2:06.028	34.699	37.745	53.584	245.4	27:28.366	13		2:08.577	35.333	38.522	54.722	244.8	28:27.979
14		2:06.163	34.751	37.810	53.602	244.8	29:34.529	14		2:08.246	35.245	38.390	54.611	244.8	30:36.225
15		2:06.511	34.619	37.867	54.025	244.8	31:41.040	15		2:20.046	35.841	39.966	1:04.239	246.5	32:56.271





Paul Ricard
Porsche Carrera Cup France
Race - 2
Lap Analysis

PORSCHE
CARRERA CUP
FRANCE

888

François Lansard

Porsche 911 GT3 Cup

ProAm

MRT by CLRT

Lap	D	Time	Sector 1	Sector 2	Sector 3	T. Spd	Elapsed
1		2:18.629	43.910	39.662	55.057	206.1	2:18.629
2		2:10.008	34.989	39.070	55.949	245.4	4:28.637
3		2:07.486	35.081	38.380	54.025	244.8	6:36.123
4		2:07.628	35.045	38.560	54.023	246.0	8:43.751
5		2:07.538	34.967	38.321	54.250	245.4	10:51.289
6		2:08.521	34.915	39.341	54.265	245.4	12:59.810
7		2:07.632	34.998	38.457	54.177	246.0	15:07.442
8		2:07.197	34.716	38.282	54.199	246.0	17:14.639
9		2:07.565	34.869	38.346	54.350	244.8	19:22.204
10		2:07.826	35.530	38.192	54.104	244.8	21:30.030
11		2:07.243	35.040	38.174	54.029	244.8	23:37.273
12		2:07.288	35.098	38.038	54.152	244.8	25:44.561
13		2:07.804	35.371	38.240	54.193	244.8	27:52.365
14		2:08.387	35.114	38.340	54.933	244.8	30:00.752
15		2:08.641	34.847	38.399	55.395	244.8	32:09.393

911

Christophe Lapierre

Porsche 911 GT3 Cup

ProAm

Pierre Martinet by Alméras

Lap	D	Time	Sector 1	Sector 2	Sector 3	T. Spd	Elapsed
1		2:20.002	43.534	40.385	56.083	208.8	2:20.002
2		2:09.367	35.395	38.607	55.365	247.1	4:29.369
3		2:08.024	35.303	38.706	54.015	247.7	6:37.393
4		2:07.778	35.283	38.442	54.053	247.1	8:45.171
5		2:07.273	34.960	38.257	54.056	247.1	10:52.444
6		2:07.997	35.444	38.403	54.150	247.1	13:00.441
7		2:07.547	35.075	38.451	54.021	246.0	15:07.988
8		2:07.944	35.139	38.406	54.399	246.5	17:15.932
9		2:08.096	35.525	38.231	54.340	246.5	19:24.028
10		2:09.299	35.542	38.925	54.832	247.1	21:33.327
11		2:08.646	35.582	38.406	54.658	245.4	23:41.973

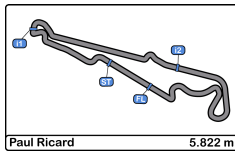


Paul Ricard
Porsche Carrera Cup France
Race - 2
Analysis by Lap



Num	Lap Time	Gap	Num	Lap Time	Gap	Num	Lap Time	Gap	Num	Lap Time	Gap	Num	Lap Time	Gap
Lap 1			3	2:10.607	17.242	23	2:07.245	15.473	12	2:06.664	09.334	20	2:06.635	00.256
19	2:10.550		15	2:10.977	17.840	911	2:07.778	16.611	74	2:06.939	10.187	99	2:07.005	02.602
20	2:11.306	00.756	21	2:12.312	18.593	76	2:07.510	17.470	16	2:07.209	11.129	11	2:07.023	02.794
99	2:11.791	01.241	115	2:11.746	18.914	59	2:08.791	20.611	55	2:07.779	13.981	22	2:06.693	03.919
11	2:12.282	01.732	135	2:11.894	19.249	77	2:10.230	21.087	7	2:07.785	14.346	1	2:06.146	04.726
22	2:13.033	02.483	35	2:14.116	23.401	3	2:07.585	21.674	17	2:07.256	15.911	87	2:06.882	09.364
1	2:13.605	03.055	Num Lap Time Gap			15	2:08.309	24.533	23	2:07.552	18.412	33	2:07.861	10.001
33	2:14.199	03.649	Lap 3			21	2:10.520	28.147	888	2:08.521	19.099	12	2:07.160	10.209
87	2:14.486	03.936	19	2:05.945		115	2:10.657	28.453	911	2:07.997	19.730	74	2:06.677	10.822
12	2:15.571	05.021	20	2:05.942	00.962	135	2:09.900	28.791	76	2:07.962	20.995	16	2:07.181	12.205
74	2:15.752	05.202	99	2:06.276	02.243	44	2:13.981	31.367	59	2:07.662	24.603	55	2:07.172	15.562
55	2:16.345	05.795	11	2:06.342	02.726	35	2:12.975	37.304	3	2:07.262	25.120	7	2:07.519	16.186
16	2:16.795	06.245	22	2:06.383	03.484	53	2:09.797	49.732	15	2:08.018	28.116	17	2:07.056	17.405
7	2:17.440	06.890	1	2:06.740	05.720	Num Lap Time Gap			77	2:11.631	30.384	23	2:06.516	19.067
888	2:18.629	08.079	33	2:07.689	06.371	Lap 5			21	2:09.232	34.442	888	2:07.197	21.059
17	2:19.096	08.546	87	2:06.948	06.619	19	2:06.214		115	2:09.142	35.127	911	2:07.944	22.352
23	2:19.547	08.997	12	2:06.679	07.204	20	2:05.912	00.493	135	2:09.348	35.615	76	2:08.448	24.251
911	2:20.002	09.452	74	2:06.986	08.251	99	2:05.956	01.802	44	2:12.020	42.704	3	2:07.842	28.099
76	2:20.380	09.830	16	2:07.156	08.912	11	2:05.887	02.119	53	2:08.574	55.951	15	2:07.485	30.476
77	2:20.725	10.175	55	2:07.800	10.376	22	2:06.460	03.855	35	2:16.220	1:05.053	77	2:09.137	36.027
44	2:21.356	10.806	7	2:07.972	10.856	1	2:05.894	05.205	Num Lap Time Gap			59	2:17.893	38.883
59	2:21.486	10.936	17	2:07.234	12.292	33	2:06.901	07.785	Lap 7			21	2:09.375	40.521
53	2:22.468	11.918	888	2:07.486	13.655	87	2:07.074	08.170	19	2:06.228		115	2:08.838	40.914
21	2:22.804	12.254	23	2:07.858	14.320	12	2:06.616	08.607	20	2:05.908	00.262	135	2:17.980	49.380
3	2:23.158	12.608	911	2:08.024	14.925	74	2:06.668	09.185	99	2:06.425	02.238	44	2:12.753	54.430
15	2:23.386	12.836	76	2:08.870	16.052	16	2:06.497	09.857	11	2:06.344	02.412	53	2:08.398	1:00.239
115	2:23.691	13.141	77	2:09.208	16.949	55	2:07.273	12.139	22	2:06.178	03.867	35	2:16.838	1:22.875
135	2:23.878	13.328	59	2:08.306	17.912	7	2:06.989	12.498	1	2:06.164	05.221	Num Lap Time Gap		
35	2:25.808	15.258	3	2:08.884	20.181	17	2:07.434	14.592	33	2:06.693	08.781	Lap 9		
Num Lap Time Gap			15	2:10.421	22.316	888	2:07.538	16.515	87	2:06.779	09.123	19	2:06.568	
Lap 2			44	2:13.039	23.478	23	2:07.538	16.797	12	2:06.584	09.690	20	2:06.626	00.314
19	2:05.973		21	2:11.071	23.719	911	2:07.273	17.670	74	2:06.827	10.786	99	2:06.532	02.566
20	2:06.182	00.965	115	2:10.919	23.888	76	2:07.714	18.970	16	2:06.764	11.665	11	2:06.552	02.778
99	2:06.644	01.912	135	2:11.679	24.983	59	2:08.481	22.878	55	2:07.278	15.031	22	2:06.301	03.652
11	2:06.570	02.329	35	2:12.965	30.421	3	2:08.335	23.795	7	2:07.190	15.308	1	2:05.954	04.112
22	2:06.536	03.046	53	2:34.942	46.027	77	2:09.817	24.690	17	2:07.307	16.990	87	2:06.404	09.200
33	2:06.951	04.627	Num Lap Time Gap			15	2:07.716	26.035	23	2:07.008	19.192	33	2:07.370	10.803
1	2:07.843	04.925	Lap 4			21	2:09.214	31.147	888	2:07.632	20.503	12	2:07.364	11.005
87	2:07.653	05.616	19	2:06.092		115	2:09.683	31.922	911	2:07.547	21.049	74	2:07.155	11.409
12	2:07.422	06.470	20	2:05.925	00.795	135	2:09.627	32.204	76	2:07.677	22.444	16	2:07.239	12.876
74	2:07.981	07.210	99	2:05.909	02.060	44	2:11.468	36.621	3	2:08.006	26.898	55	2:07.397	16.391
16	2:07.429	07.701	11	2:05.812	02.446	53	2:09.796	53.314	59	2:09.256	27.631	7	2:07.186	16.804
55	2:08.699	08.521	22	2:06.217	03.609	35	2:23.680	54.770	15	2:07.744	29.632	23	2:07.396	19.895
7	2:07.912	08.829	1	2:05.897	05.525	Num Lap Time Gap			77	2:09.375	33.531	888	2:07.565	22.056
17	2:08.430	11.003	33	2:06.819	07.098	Lap 6			21	2:09.573	37.787	17	2:11.236	22.073
888	2:10.008	12.114	87	2:06.783	07.310	19	2:05.937		135	2:08.654	38.041	911	2:08.096	23.880
23	2:09.383	12.407	12	2:07.093	08.205	20	2:06.026	00.582	115	2:09.818	38.717	76	2:08.202	25.885
911	2:09.367	12.846	74	2:06.572	08.731	99	2:06.176	02.041	44	2:11.842	48.318	3	2:08.278	29.809
76	2:09.270	13.127	16	2:06.754	09.574	11	2:06.114	02.296	53	2:08.759	58.482	15	2:07.682	31.590
77	2:09.484	13.686	55	2:06.796	11.080	22	2:05.999	03.917	35	2:13.853	1:12.678	77	2:09.864	39.323
59	2:10.588	15.551	7	2:06.959	11.723	1	2:06.017	05.285	Num Lap Time Gap			59	2:08.233	40.548
44	2:11.551	16.384	17	2:07.172	13.372	33	2:06.468	08.316	Lap 8			115	2:09.993	44.339
53	2:11.085	17.030	888	2:07.628	15.191	87	2:06.339	08.572	19	2:06.641		21	2:11.105	45.058





Paul Ricard
Porsche Carrera Cup France
Race - 2
Analysis by Lap



Num	Lap Time	Gap
135	2:08.535	51.347
44	2:12.460	1:00.322
53	2:08.960	1:02.631
35	2:17.069	1:33.376

Num Lap Time Gap
Lap 10

19	2:06.255	
20	2:06.136	00.195
99	2:06.496	02.807
11	2:06.287	02.810
1	2:06.785	04.642
22	2:07.870	05.267
87	2:06.608	09.553
12	2:08.330	13.080
74	2:08.616	13.770
16	2:07.844	14.465
33	2:10.335	14.883
55	2:07.422	17.558
7	2:07.294	17.843
23	2:07.023	20.663
888	2:07.826	23.627
911	2:09.299	26.924
76	2:08.454	28.084
3	2:09.007	32.561
15	2:07.996	33.331
17	2:21.288	37.106
77	2:09.707	42.775
59	2:08.674	42.967
115	2:09.645	47.729
21	2:09.773	48.576
135	2:08.495	53.587
53	2:09.901	1:06.277
44	2:12.374	1:06.441
35	2:17.281	1:44.402

Num Lap Time Gap
Lap 11

19	2:06.999	
20	2:07.100	00.296
11	2:06.313	02.124
99	2:06.878	02.686
1	2:06.539	04.182
22	2:06.455	04.723
87	2:06.638	09.192
12	2:06.474	12.555
74	2:06.616	13.387
16	2:07.314	14.780
33	2:07.644	15.528
55	2:07.930	18.489
7	2:07.954	18.798
23	2:07.061	20.725
888	2:07.243	23.871
911	2:08.646	28.571
76	2:08.399	29.484

Num	Lap Time	Gap
3	2:08.387	33.949
15	2:08.022	34.354
59	2:09.892	45.860
77	2:10.551	46.327

Num Lap Time Gap
Lap 12

115	2:10.014	50.744
21	2:09.555	51.132
135	2:10.219	56.807
53	2:08.747	1:08.025
44	2:13.002	1:12.444
35	2:15.453	1:52.856

Num Lap Time Gap
Lap 13

19	2:05.981	
35	2:19.623	1 Lap
20	2:06.531	00.911
11	2:05.998	01.634
99	2:06.028	02.735
1	2:05.968	04.134
22	2:06.322	05.060
87	2:06.639	09.838
12	2:07.068	14.108
74	2:06.698	14.363
16	2:07.311	16.611
33	2:07.193	17.757
55	2:07.301	21.017
23	2:06.894	22.328

Num	Lap Time	Gap
888	2:07.804	26.734
7	2:13.519	27.673
76	2:07.694	33.251
15	2:07.974	38.534

Num Lap Time Gap
Lap 14

3	2:09.951	40.258
59	2:08.371	50.672
77	2:09.003	52.373
115	2:10.327	59.206
21	2:10.203	59.609
135	2:08.577	1:02.348
53	2:08.092	1:12.927
44	2:14.298	1:27.835

Num Lap Time Gap
Lap 15

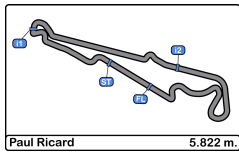
19	2:05.788	
20	2:06.524	01.647
11	2:05.965	01.811
99	2:06.163	03.110
1	2:06.054	04.400
22	2:06.087	05.359
87	2:07.137	11.187
12	2:07.039	15.359
74	2:06.960	15.535
16	2:07.493	18.316
33	2:07.392	19.361
55	2:08.641	23.870
23	2:07.588	24.128
35	2:33.937	1 Lap
888	2:08.387	29.333
7	2:08.011	29.896
76	2:07.856	35.319
15	2:07.263	40.009
3	2:09.500	43.970
59	2:08.461	53.345
77	2:11.479	58.064
115	2:10.403	1:03.821
21	2:10.542	1:04.363
135	2:08.246	1:04.806
53	2:07.375	1:14.514
44	2:14.323	1:36.370

Num	Lap Time	Gap
23	2:08.870	26.836
55	2:10.506	28.214
7	2:07.923	31.657
888	2:08.641	31.812

Num Lap Time Gap
Lap 15

76	2:08.007	37.164
15	2:09.609	43.456
3	2:11.776	49.584
35	2:29.920	1 Lap
59	2:08.860	56.043
77	2:11.093	1:02.995
21	2:11.108	1:09.309
115	2:12.271	1:09.930
53	2:08.960	1:17.312
135	2:20.046	1:18.690
44	2:12.910	1:43.118



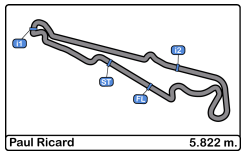


Paul Ricard
Porsche Carrera Cup France
Race - 2

PORSCHE
CARRERA CUP
FRANCE



Best Sectors Results

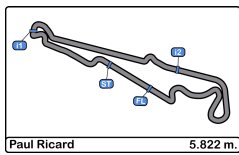
Sector - 1			Sector - 2			Sector - 3			Ideal Lap vs Best Lap						
Clas	Nº	Driver	Time	Nº	Driver	Time	Nº	Driver	Time	Clas	Nº	Driver	Ideal Lap	Best Lap	Clas
1	23	Victor Weyrich	33.937	11	Florian Latorre	37.697	19	Dorian Boccolacci Rk	53.026	1	19	Dorian Boccolacci Rk	2:05.367	2:05.788	2
2	53	Arthur Mathieu Rk	34.248	99	Marvin Klein	37.745	20	Jaxon Evans	53.238	2	20	Jaxon Evans	2:05.525	2:05.908	4
3	99	Marvin Klein	34.422	20	Jaxon Evans	37.759	1	Jean-Baptiste	53.371	3	11	Florian Latorre	2:05.613	2:05.741	1
4	1	Jean-Baptiste	34.445	74	Victor Blugeon	37.814	11	Florian Latorre	53.385	4	1	Jean-Baptiste	2:05.658	2:05.894	3
5	19	Dorian Boccolacci Rk	34.516	87	Richard Wagner	37.815	22	Alessandro Ghiretti Rk	53.480	5	99	Marvin Klein	2:05.747	2:05.909	5
6	20	Jaxon Evans	34.528	22	Alessandro Ghiretti Rk	37.822	87	Richard Wagner	53.512	6	87	Richard Wagner	2:05.912	2:06.236	7
7	11	Florian Latorre	34.531	19	Dorian Boccolacci Rk	37.825	99	Marvin Klein	53.580	7	22	Alessandro Ghiretti Rk	2:05.920	2:05.999	6
8	33	Evan Spenle	34.550	1	Jean-Baptiste	37.842	12	Gianmarco	53.705	8	23	Victor Weyrich	2:05.927	2:06.516	12
9	87	Richard Wagner	34.585	16	Ugo Gazil Rk	37.921	74	Victor Blugeon	53.802	9	12	Gianmarco	2:06.276	2:06.474	9
10	12	Gianmarco	34.613	7	Jérôme Boullery	37.945	16	Ugo Gazil Rk	53.814	10	74	Victor Blugeon	2:06.277	2:06.507	11
11	22	Alessandro Ghiretti Rk	34.618	12	Gianmarco	37.958	55	Nicolas Misslin	53.884	11	16	Ugo Gazil Rk	2:06.367	2:06.497	10
12	16	Ugo Gazil Rk	34.632	33	Evan Spenle	37.975	7	Jérôme Boullery	53.898	12	33	Evan Spenle	2:06.444	2:06.468	8
13	74	Victor Blugeon	34.661	55	Nicolas Misslin	37.986	33	Evan Spenle	53.919	13	7	Jérôme Boullery	2:06.519	2:06.959	14
14	7	Jérôme Boullery	34.676	23	Victor Weyrich	38.000	15	Henry Hassid	53.981	14	55	Nicolas Misslin	2:06.574	2:06.796	13
15	55	Nicolas Misslin	34.704	888	François Lansard	38.038	23	Victor Weyrich	53.990	15	888	François Lansard	2:06.777	2:07.197	16
16	88	François Lansard	34.716	76	Raymond Narac	38.041	17	Enrico Fulgenzi	53.999	16	17	Enrico Fulgenzi	2:06.952	2:07.056	15
17	17	Enrico Fulgenzi	34.825	15	Henry Hassid	38.072	911	Christophe Lapierre	54.015	17	15	Henry Hassid	2:06.960	2:07.263	18
18	3	Milan Petelet Rk	34.897	17	Enrico Fulgenzi	38.128	888	François Lansard	54.023	18	76	Raymond Narac	2:07.038	2:07.510	21
19	76	Raymond Narac	34.904	911	Christophe Lapierre	38.231	3	Milan Petelet Rk	54.033	19	53	Arthur Mathieu Rk	2:07.132	2:07.375	20
20	15	Henry Hassid	34.907	3	Milan Petelet Rk	38.240	76	Raymond Narac	54.093	20	3	Milan Petelet Rk	2:07.170	2:07.262	17
21	91	Christophe Lapierre	34.960	53	Arthur Mathieu Rk	38.252	59	Maxence Maurice	54.233	21	911	Christophe Lapierre	2:07.206	2:07.273	19
22	11	Philipp Sager	35.003	59	Maxence Maurice	38.283	115	Philipp Sager	54.388	22	59	Maxence Maurice	2:07.592	2:07.662	22
23	59	Maxence Maurice	35.076	135	Thomas Fretin Rk	38.371	135	Thomas Fretin Rk	54.611	23	115	Philipp Sager	2:07.964	2:08.838	24
24	13	Thomas Fretin Rk	35.108	77	Tugdual Rabreau	38.452	53	Arthur Mathieu Rk	54.632	24	135	Thomas Fretin Rk	2:08.090	2:08.246	23
25	21	Clément Mateu	35.415	21	Clément Mateu	38.508	77	Tugdual Rabreau	54.778	25	77	Tugdual Rabreau	2:08.697	2:09.003	25
26	77	Tugdual Rabreau	35.467	115	Philipp Sager	38.573	21	Clément Mateu	54.822	26	21	Clément Mateu	2:08.745	2:09.214	26
27	44	Franck Leherpeur	35.781	44	Franck Leherpeur	39.338	44	Franck Leherpeur	55.713	27	44	Franck Leherpeur	2:10.832	2:11.468	27
28	35	Benoit Fretin	36.401	35	Benoit Fretin	40.266	35	Benoit Fretin	55.817	28	35	Benoit Fretin	2:12.484	2:12.965	28



Paul Ricard
Porsche Carrera Cup France
Race - 2
Leader Sequence

PORSCHE
CARRERA CUP
FRANCE

N°	Driver	Nat	Cat	Clas	Team	Nat	Vehicle	Start Lap	End Lap	Laps	Total Laps
19	Dorian Bocolacci Rk	 FRA	Pro		Martinet by Alméras	 FRA	Porsche 911 GT3 Cup	1	15	15	15



Paul Ricard
Porsche Carrera Cup France
Race - 2
Best 5 Lap Times

PORSCHE
CARRERA CUP
FRANCE

Cls	N°	Driver	Nat	Cat	Cls	Team	Nat	Vehicle	Best 1		Best 2		Best 3		Best 4		Best 5	
									Time	Lap	Time	Lap	Time	Lap	Time	Lap	Time	Lap
1	11	Florian Latorre	FRA	Pro	1	CLRT	FRA	Porsche 911 GT3 Cup	2:05.741	12	2:05.812	4	2:05.887	5	2:05.965	14	2:05.998	13
2	19	Dorian Boccolacci	FRA	Pro	2	Martinet by Alméras	FRA	Porsche 911 GT3 Cup	2:05.788	14	2:05.937	6	2:05.945	3	2:05.973	2	2:05.981	13
3	1	Jean-Baptiste	FRA	Pro	3	BWT Lechner Racing	AUT	Porsche 911 GT3 Cup	2:05.894	5	2:05.897	4	2:05.954	9	2:05.968	13	2:06.017	6
4	20	Jaxon Evans	NZL	Pro	4	Martinet by Alméras	FRA	Porsche 911 GT3 Cup	2:05.908	7	2:05.912	5	2:05.925	4	2:05.942	3	2:06.026	6
5	99	Marvin Klein	FRA	Pro	5	CLRT	FRA	Porsche 911 GT3 Cup	2:05.909	4	2:05.956	5	2:06.028	13	2:06.163	14	2:06.176	6
6	22	Alessandro Ghiretti	FRA	Pro	6	Martinet by Alméras	FRA	Porsche 911 GT3 Cup	2:05.999	6	2:06.087	14	2:06.178	7	2:06.217	4	2:06.244	12
7	87	Richard Wagner	DEU	Pro	7	BWT Lechner Racing	AUT	Porsche 911 GT3 Cup	2:06.236	12	2:06.339	6	2:06.404	9	2:06.608	10	2:06.638	11
8	33	Evan Spenle	FRA	Pro	8	MRT by CLRT	FRA	Porsche 911 GT3 Cup	2:06.468	6	2:06.693	7	2:06.819	4	2:06.901	5	2:06.951	2
9	12	Gianmarco	ITA	Pro	9	Ombra Racing	ITA	Porsche 911 GT3 Cup	2:06.474	11	2:06.584	7	2:06.616	5	2:06.664	6	2:06.679	3
10	16	Ugo Gazil Rk	FRA	Pro	10	Pierre Martinet by Alméras	FRA	Porsche 911 GT3 Cup	2:06.497	5	2:06.749	12	2:06.754	4	2:06.764	7	2:07.156	3
11	74	Victor Blugeon	FRA	Pro	11	ABM	FRA	Porsche 911 GT3 Cup	2:06.507	12	2:06.572	4	2:06.616	11	2:06.668	5	2:06.677	8
12	23	Victor Weyrich	FRA	Pro	12	Pierre Martinet by Alméras	FRA	Porsche 911 GT3 Cup	2:06.516	8	2:06.894	13	2:06.938	12	2:07.008	7	2:07.023	10
13	55	Nicolas Misslin	MCO	ProAm	1	BWT Lechner Racing	AUT	Porsche 911 GT3 Cup	2:06.796	4	2:07.172	8	2:07.273	5	2:07.278	7	2:07.301	13
14	7	Jérôme Boullery	FRA	ProAm	2	YDEO by Racing Technology	FRA	Porsche 911 GT3 Cup	2:06.959	4	2:06.989	5	2:07.186	9	2:07.190	7	2:07.294	10
15	17	Enrico Fulgenzi	ITA	Pro	13	EF Racing	ITA	Porsche 911 GT3 Cup	2:07.056	8	2:07.172	4	2:07.234	3	2:07.256	6	2:07.307	7
16	888	François Lansard	FRA	ProAm	3	MRT by CLRT	FRA	Porsche 911 GT3 Cup	2:07.197	8	2:07.243	11	2:07.288	12	2:07.486	3	2:07.538	5
17	3	Milan Petelet Rk	FRA	Pro	14	ABM	FRA	Porsche 911 GT3 Cup	2:07.262	6	2:07.585	4	2:07.842	8	2:08.006	7	2:08.278	9
18	15	Henry Hassid	FRA	ProAm	4	MRT by CLRT	FRA	Porsche 911 GT3 Cup	2:07.263	14	2:07.485	8	2:07.682	9	2:07.716	5	2:07.744	7
19	911	Christophe Lapierre	FRA	ProAm	5	Pierre Martinet by Alméras	FRA	Porsche 911 GT3 Cup	2:07.273	5	2:07.547	7	2:07.778	4	2:07.944	8	2:07.997	6
20	53	Arthur Mathieu Rk	FRA	Pro	15	Spark Motorsport	FRA	Porsche 911 GT3 Cup	2:07.375	14	2:08.092	13	2:08.398	8	2:08.574	6	2:08.747	11
21	76	Raymond Narac	FRA	ProAm	6	IMSA Performance	FRA	Porsche 911 GT3 Cup	2:07.510	4	2:07.677	7	2:07.694	13	2:07.714	5	2:07.856	14
22	59	Maxence Maurice	FRA	Am	1	IMSA Performance	FRA	Porsche 911 GT3 Cup	2:07.662	6	2:08.233	9	2:08.306	3	2:08.371	13	2:08.461	14
23	135	Thomas Fretin Rk	FRA	Pro	16	YDEO Compétition	FRA	Porsche 911 GT3 Cup	2:08.246	14	2:08.495	10	2:08.535	9	2:08.577	13	2:08.654	7
24	115	Philipp Sager	AUT	ProAm	7	Dinamic Motorsport	ITA	Porsche 911 GT3 Cup	2:08.838	8	2:09.142	6	2:09.645	10	2:09.683	5	2:09.818	7
25	77	Tugdual Rabreau	FRA	Am	2	CLRT	FRA	Porsche 911 GT3 Cup	2:09.003	13	2:09.137	8	2:09.208	3	2:09.272	12	2:09.375	7
26	21	Clément Mateu	FRA	ProAm	8	Martinet by Alméras	FRA	Porsche 911 GT3 Cup	2:09.214	5	2:09.232	6	2:09.375	8	2:09.555	11	2:09.573	7
27	44	Franck Leherpeur	FRA	Am	3	CLRT	FRA	Porsche 911 GT3 Cup	2:11.468	5	2:11.551	2	2:11.842	7	2:12.020	6	2:12.374	10
28	35	Benoit Fretin	FRA	Am	4	YDEO Compétition	FRA	Porsche 911 GT3 Cup	2:12.965	3	2:12.975	4	2:13.853	7	2:14.116	2	2:15.453	11



Paul Ricard
Porsche Carrera Cup France
Race - 2
Best 5 Top Speeds



Top 1 Top 2 Top 3 Top 4 Top 5

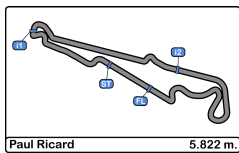
Clas	N°	Driver	Nat	Cat	Cla	Team	Nat	Vehicle	Top 1		Top 2		Top 3		Top 4		Top 5		Avg
									Km/h	Lap	Km/h	Lap	Km/h	Lap	Km/h	Lap	Km/h	Lap	
1	115	Philipp Sager	FRA	ProAm	1	Dinamic Motorsport	FRA	Porsche 911 GT3 Cup	249.4	4	248.2	9	247.7	3	247.1	5	247.1	7	247.9
2	7	Jérôme Boullery	FRA	ProAm	2	YDEO by Racing Technology	FRA	Porsche 911 GT3 Cup	248.2	3	248.2	12	247.7	4	247.7	8	247.7	10	247.9
3	23	Victor Weyrich	FRA	Pro	1	Pierre Martinet by Alméras	FRA	Porsche 911 GT3 Cup	248.2	2	247.7	4	247.1	3	247.1	5	247.1	15	247.4
4	76	Raymond Narac	FRA	ProAm	3	IMSA Performance	FRA	Porsche 911 GT3 Cup	248.2	3	247.1	2	246.0	4	246.0	5	246.0	8	246.6
5	87	Richard Wagner	DEU	Pro	2	BWT Lechner Racing	AUT	Porsche 911 GT3 Cup	248.2	4	248.2	7	247.7	2	247.7	5	247.1	3	247.8
6	1	Jean-Baptiste	FRA	Pro	3	BWT Lechner Racing	AUT	Porsche 911 GT3 Cup	247.7	3	247.1	4	247.1	10	246.5	2	246.5	7	247.0
7	11	Florian Latorre	FRA	Pro	4	CLRT	FRA	Porsche 911 GT3 Cup	247.7	9	247.7	10	247.7	15	246.5	3	246.5	4	247.2
8	12	Gianmarco	ITA	Pro	5	Ombra Racing	ITA	Porsche 911 GT3 Cup	247.7	9	247.7	10	246.5	2	246.0	3	246.0	4	246.8
9	16	Ugo Gazil Rk	FRA	Pro	6	Pierre Martinet by Alméras	FRA	Porsche 911 GT3 Cup	247.7	4	247.1	2	247.1	3	247.1	6	247.1	8	247.2
10	20	Jaxon Evans	NZL	Pro	7	Martinet by Alméras	FRA	Porsche 911 GT3 Cup	247.7	11	246.0	2	246.0	4	246.0	8	246.0	9	246.3
11	77	Tugdual Rabreau	FRA	Am	1	CLRT	FRA	Porsche 911 GT3 Cup	247.7	2	247.1	3	247.1	4	247.1	5	246.0	8	247.0
12	911	Christophe Lapierre	FRA	ProAm	4	Pierre Martinet by Alméras	FRA	Porsche 911 GT3 Cup	247.7	3	247.1	2	247.1	4	247.1	5	247.1	6	247.2
13	3	Milan Petelet Rk	FRA	Pro	8	ABM	FRA	Porsche 911 GT3 Cup	247.1	3	246.5	5	246.5	7	245.4	4	245.4	8	246.2
14	22	Alessandro Ghiretti	FRA	Pro	9	Martinet by Alméras	FRA	Porsche 911 GT3 Cup	247.1	12	246.5	4	246.5	11	246.5	13	246.5	15	246.6
15	33	Evan Spenle	FRA	Pro	10	MRT by CLRT	FRA	Porsche 911 GT3 Cup	247.1	4	247.1	11	246.5	2	246.0	5	246.0	9	246.5
16	55	Nicolas Misslin	MCO	ProAm	5	BWT Lechner Racing	AUT	Porsche 911 GT3 Cup	247.1	2	247.1	3	247.1	4	246.5	5	246.0	8	246.8
17	74	Victor Blugeon	FRA	Pro	11	ABM	FRA	Porsche 911 GT3 Cup	247.1	2	247.1	15	246.5	10	246.0	9	245.4	3	246.4
18	135	Thomas Fretin Rk	FRA	Pro	12	YDEO Compétition	FRA	Porsche 911 GT3 Cup	247.1	3	247.1	8	246.5	4	246.5	5	246.5	6	246.8
19	21	Clément Mateu	FRA	ProAm	6	Martinet by Alméras	FRA	Porsche 911 GT3 Cup	246.5	3	246.0	4	246.0	13	245.4	2	245.4	14	245.9
20	53	Arthur Mathieu Rk	FRA	Pro	13	Spark Motorsport	FRA	Porsche 911 GT3 Cup	246.5	3	245.4	2	244.8	10	244.3	8	243.7	7	245.0
21	59	Maxence Maurice	FRA	Am	2	IMSA Performance	FRA	Porsche 911 GT3 Cup	246.5	11	246.0	3	245.4	5	245.4	8	244.8	4	245.6
22	99	Marvin Klein	FRA	Pro	14	CLRT	FRA	Porsche 911 GT3 Cup	246.5	3	246.0	2	246.0	4	246.0	12	245.4	5	246.0
23	17	Enrico Fulgenzi	ITA	Pro	15	EF Racing	ITA	Porsche 911 GT3 Cup	246.0	4	246.0	8	246.0	9	245.4	2	245.4	5	245.7
24	44	Franck Leherpeur	FRA	Am	3	CLRT	FRA	Porsche 911 GT3 Cup	246.0	2	244.3	4	244.3	5	243.7	3	242.6	6	244.2
25	888	François Lansard	FRA	ProAm	7	MRT by CLRT	FRA	Porsche 911 GT3 Cup	246.0	4	246.0	7	246.0	8	245.4	2	245.4	5	245.7
26	15	Henry Hassid	FRA	ProAm	8	MRT by CLRT	FRA	Porsche 911 GT3 Cup	245.4	3	244.8	13	244.3	4	244.3	6	244.3	7	244.6
27	19	Dorian Boccolacci Rk	FRA	Pro	16	Martinet by Alméras	FRA	Porsche 911 GT3 Cup	244.8	4	244.8	11	244.3	3	244.3	8	243.7	2	244.4
28	35	Benoit Fretin	FRA	Am	4	YDEO Compétition	FRA	Porsche 911 GT3 Cup	244.3	3	242.6	4	242.6	5	242.1	6	241.6	9	242.7



Paul Ricard
Porsche Carrera Cup France
Race - 2
Fastest Laps Sequence

PORSCHE
CARRERA CUP
FRANCE

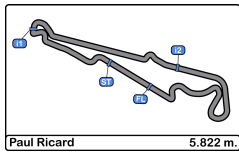
Lap	Time of Day	Session Time	N°	Driver	Nat	Cat	Team	Nat	Vehicle	Time	Km/h	
2	11:53:12.960	4:16.960	19	Dorian Boccolacci Rk		FRA	Pro Martinet by Alméras		FRA	Porsche 911 GT3	2:05.973	166.3
3	11:55:18.905	6:22.905	19	Dorian Boccolacci Rk		FRA	Pro Martinet by Alméras		FRA	Porsche 911 GT3	2:05.945	166.4
3	11:55:19.866	6:23.866	20	Jaxon Evans		NZL	Pro Martinet by Alméras		FRA	Porsche 911 GT3	2:05.942	166.4
4	11:57:25.791	8:29.791	20	Jaxon Evans		NZL	Pro Martinet by Alméras		FRA	Porsche 911 GT3	2:05.925	166.4
4	11:57:27.057	8:31.057	99	Marvin Klein		FRA	Pro CLRT		FRA	Porsche 911 GT3	2:05.909	166.4
4	11:57:27.442	8:31.442	11	Florian Latorre		FRA	Pro CLRT		FRA	Porsche 911 GT3	2:05.812	166.5
12	12:14:17.703	25:21.703	11	Florian Latorre		FRA	Pro CLRT		FRA	Porsche 911 GT3	2:05.741	166.6



Paul Ricard
Porsche Carrera Cup France
Race - 2
Event Best Maximum Speed

PORSCHE
CARRERA CUP
FRANCE

N°	Driver	Nat	Cat	Clas	Team	Nat	Vehicle	Km/h	Session
11	Florian Latorre	FRA	FRA	Pro 1	CLRT	FRA	Porsche 911 GT3	250.0	Race - 1
99	Marvin Klein	FRA	FRA	Pro 2	CLRT	FRA	Porsche 911 GT3	249.4	Race - 1
115	Philipp Sager	AUT	ProAm 1	Dinamic Motorsport	ITA	Porsche 911 GT3	249.4	Race - 2	
33	Evan Spenle	FRA	FRA	Pro 3	MRT by CLRT	FRA	Porsche 911 GT3	248.8	Race - 1
7	Jérôme Boullery	FRA	FRA	ProAm 2	YDEO by Racing Technology	FRA	Porsche 911 GT3	248.8	Race - 1
15	Henry Hassid	FRA	FRA	ProAm 3	MRT by CLRT	FRA	Porsche 911 GT3	248.8	Race - 1
74	Victor Blugeon	FRA	FRA	Pro 4	ABM	FRA	Porsche 911 GT3	248.2	Race - 1
21	Clément Mateu	FRA	FRA	ProAm 4	Martinet by Alméras	FRA	Porsche 911 GT3	248.2	Race - 1
23	Victor Weyrich	FRA	FRA	Pro 5	Pierre Martinet by Alméras	FRA	Porsche 911 GT3	248.2	Race - 1
911	Christophe Lapierre	FRA	FRA	ProAm 5	Pierre Martinet by Alméras	FRA	Porsche 911 GT3	248.2	Race - 1
87	Richard Wagner	DEU	Pro 6	BWT Lechner Racing	AUT	Porsche 911 GT3	248.2	Race - 1	
76	Raymond Narac	FRA	FRA	ProAm 6	IMSA Performance	FRA	Porsche 911 GT3	248.2	Race - 2
16	Ugo Gazil Rk	FRA	FRA	Pro 7	Pierre Martinet by Alméras	FRA	Porsche 911 GT3	247.7	Race - 1
55	Nicolas Misslin	MCO	ProAm 7	BWT Lechner Racing	AUT	Porsche 911 GT3	247.7	Race - 1	
17	Enrico Fulgenzi	ITA	Pro 8	EF Racing	ITA	Porsche 911 GT3	247.7	Race - 1	
77	Tugdual Rabreau	FRA	FRA	Am 1	CLRT	FRA	Porsche 911 GT3	247.7	Race - 1
135	Thomas Fretin Rk	FRA	FRA	Pro 9	YDEO Compétition	FRA	Porsche 911 GT3	247.7	Race - 1
22	Alessandro Ghiretti	FRA	FRA	Pro 10	Martinet by Alméras	FRA	Porsche 911 GT3	247.7	Race - 1
3	Milan Petelet Rk	FRA	FRA	Pro 11	ABM	FRA	Porsche 911 GT3	247.7	Race - 1
53	Arthur Mathieu Rk	FRA	FRA	Pro 12	Spark Motorsport	FRA	Porsche 911 GT3	247.7	Race - 1
1	Jean-Baptiste	FRA	FRA	Pro 13	BWT Lechner Racing	AUT	Porsche 911 GT3	247.7	Race - 2
12	Gianmarco	ITA	Pro 14	Ombra Racing	ITA	Porsche 911 GT3	247.7	Race - 2	
20	Jaxon Evans	NZL	Pro 15	Martinet by Alméras	FRA	Porsche 911 GT3	247.7	Race - 2	
59	Maxence Maurice	FRA	FRA	Am 2	IMSA Performance	FRA	Porsche 911 GT3	247.1	Race - 1
19	Dorian Boccolacci Rk	FRA	FRA	Pro 16	Martinet by Alméras	FRA	Porsche 911 GT3	246.5	Race - 1
44	Franck Leherpeur	FRA	FRA	Am 3	CLRT	FRA	Porsche 911 GT3	246.0	Race - 2
888	François Lansard	FRA	FRA	ProAm 8	MRT by CLRT	FRA	Porsche 911 GT3	246.0	Race - 2
35	Benoit Fretin	FRA	FRA	Am 4	YDEO Compétition	FRA	Porsche 911 GT3	244.3	Race - 1

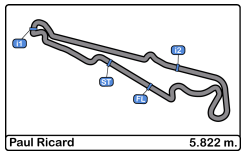


Paul Ricard
Porsche Carrera Cup France
Race - 2
Lap Chart



LAP

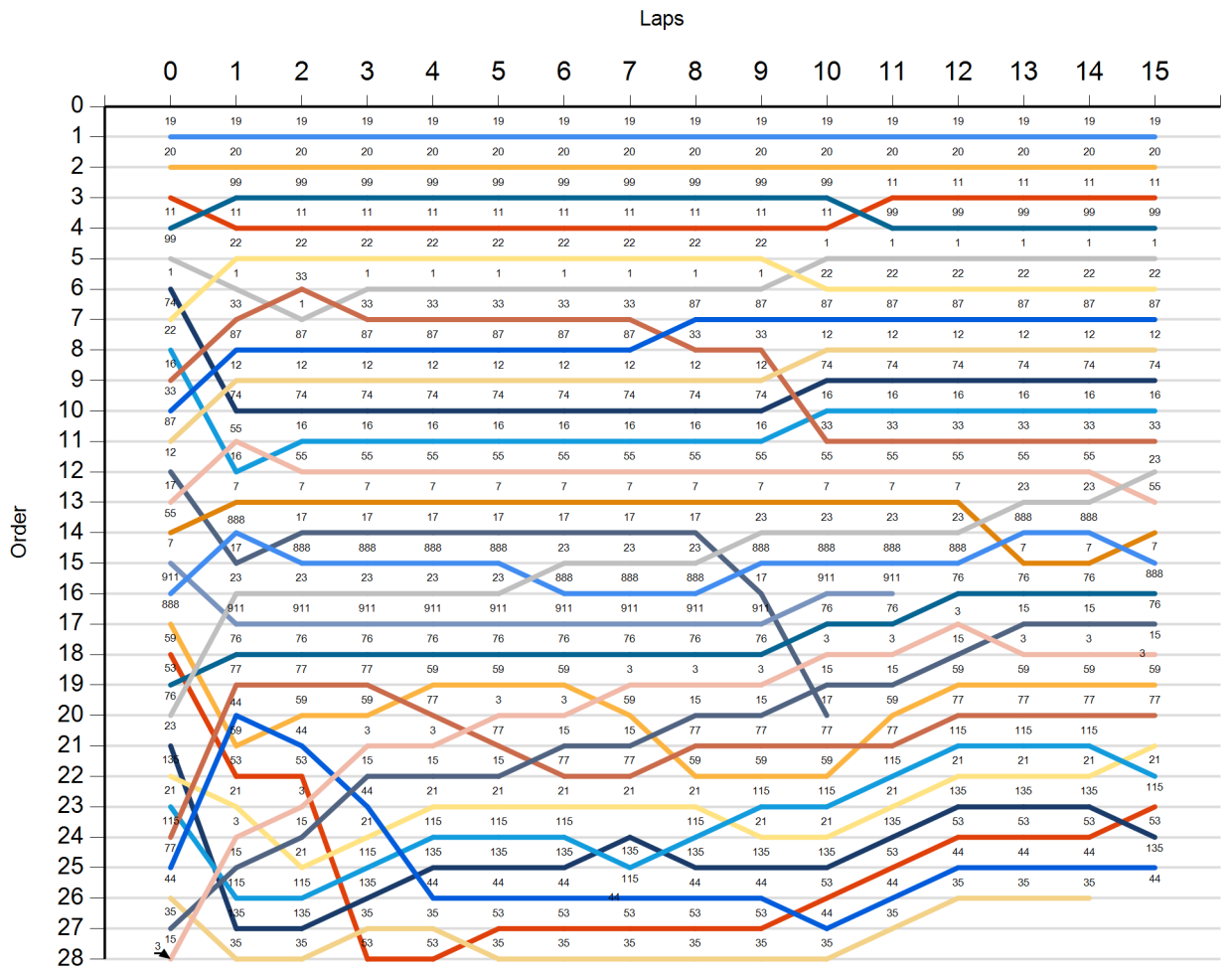
Nr	Pos	Grid	1	2	3	4	5	6	7	8	9	10	11	12	13	14	15
19	1	19	19	19	19	19	19	19	19	19	19	19	19	19	19	19	19
20	2	20	20	20	20	20	20	20	20	20	20	20	20	20	20	20	20
11	3	11	99	99	99	99	99	99	99	99	99	99	11	11	11	11	11
99	4	99	11	11	11	11	11	11	11	11	11	11	99	99	99	99	99
1	5	1	22	22	22	22	22	22	22	22	22	1	1	1	1	1	1
74	6	74	1	33	1	1	1	1	1	1	1	22	22	22	22	22	22
22	7	22	33	1	33	33	33	33	33	87	87	87	87	87	87	87	87
16	8	16	87	87	87	87	87	87	87	33	33	12	12	12	12	12	12
33	9	33	12	12	12	12	12	12	12	12	12	74	74	74	74	74	74
87	10	87	74	74	74	74	74	74	74	74	74	16	16	16	16	16	16
12	11	12	55	16	16	16	16	16	16	16	16	33	33	33	33	33	33
17	12	17	16	55	55	55	55	55	55	55	55	55	55	55	55	55	23
55	13	55	7	7	7	7	7	7	7	7	7	7	7	7	23	23	55
7	14	7	888	17	17	17	17	17	17	17	23	23	23	23	888	888	7
911	15	911	17	888	888	888	888	23	23	23	888	888	888	888	7	7	888
888	16	888	23	23	23	23	23	888	888	888	17	911	911	76	76	76	76
59	17	59	911	911	911	911	911	911	911	911	76	76	3	15	15	15	15
53	18	53	76	76	76	76	76	76	76	76	3	3	15	3	3	3	3
76	19	76	77	77	77	59	59	59	3	3	3	15	15	59	59	59	59
23	20	23	44	59	59	77	3	3	59	15	15	17	59	77	77	77	77
135	21	135	59	44	3	3	77	15	15	77	77	77	77	115	115	115	21
21	22	21	53	53	15	15	15	77	77	59	59	59	115	21	21	21	115
115	23	115	21	3	44	21	21	21	21	21	115	115	21	135	135	135	53
77	24	77	3	15	21	115	115	115	135	115	21	21	135	53	53	53	135
44	25	44	15	21	115	135	135	135	115	135	135	135	53	44	44	44	44
35	26	35	115	115	135	44	44	44	44	44	44	53	44	35	35	35	35
15	27	15	135	135	35	35	53	53	53	53	53	44	35				
3	28	3	35	35	53	53	35	35	35	35	35	35	35				

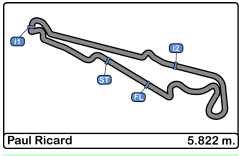


Paul Ricard
Porsche Carrera Cup France
Race - 2
Graphic Lap Chart



- 19
- 20
- 11
- 99
- 1
- 74
- 22
- 16
- 33
- 87
- 12
- 17
- 55
- 7
- 911
- 888
- 59
- 53
- 76
- 23
- 135
- 21
- 115
- 77
- 44
- 35
- 15
- 3

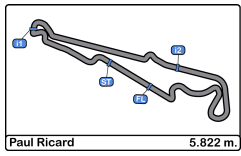




Paul Ricard
Porsche Carrera Cup France
Race - 2
Pit Stop Analysis

PORSCHE
CARRERA CUP
FRANCE

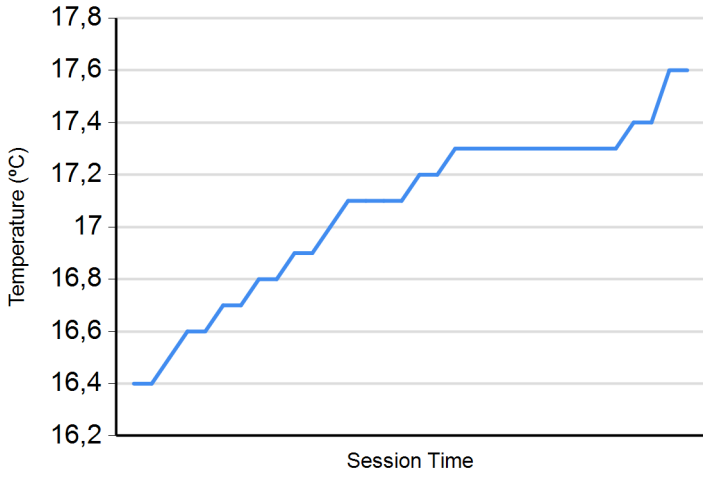
Nr.	In Day Time	Driver	Nat	Cat	Team	Nat	Vehicle	In Time	Stop N°	Pit Time	Handicap	Penalty
-----	-------------	--------	-----	-----	------	-----	---------	---------	---------	----------	----------	---------



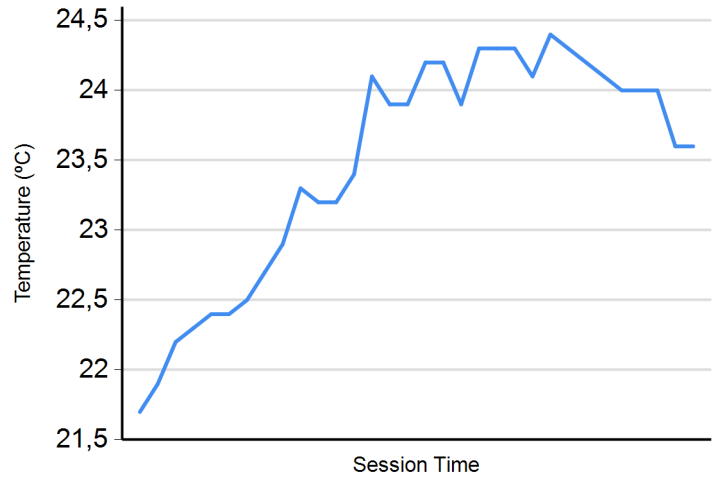
Paul Ricard
Porsche Carrera Cup France
Race - 2
Weather Report



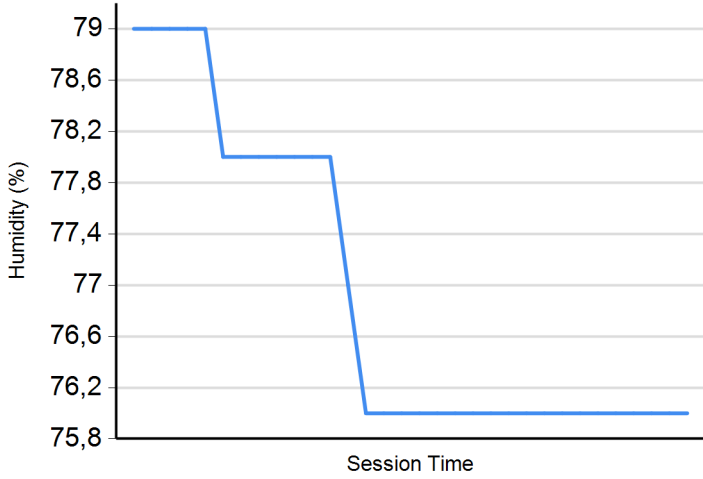
Air Temperature



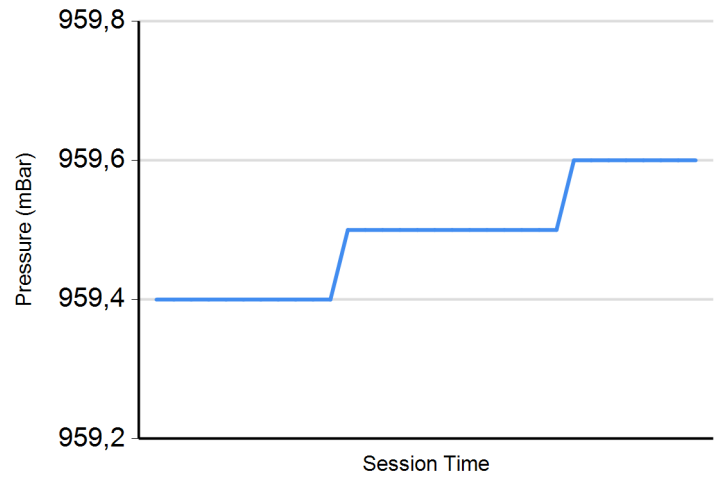
Track Temperature



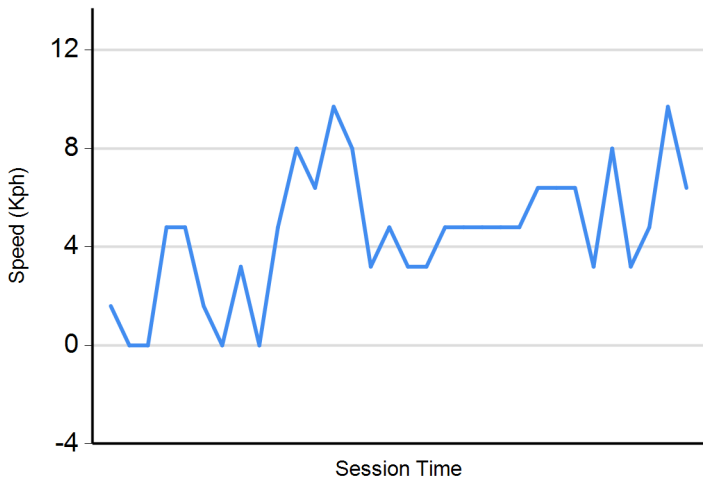
Humidity



Pressure



Wind Speed



Wind direction

