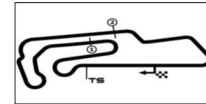


Qualifying 2 Motorsportarena Oschersleben



Reg. Nr.: R-11194/20

Provisional

Result List

Stewards / Race Management

STEWARD	Achim Loth
STEWARD	Yasin Özer
STEWARD	Wolfram Lehmann
RACE DIRECTOR	Niels Wittich
CLERK OF THE COURSE	Ralph Bohnhorst
TECHNICAL DELEGATE	Tim Zessack
CHIEF TIMEKEEPER	Steffen Ruhl

Weather Start/Finish

AIR	3.0°C
TRACK	2.9°C
CONDITIONS	Dry
PRESSURE	1015 hPa
AIR	5.9°C
TRACK	4.2°C
CONDITIONS	Dry
PRESSURE	1015 hPa

Track Information

GREEN FLAG	8:30:00
CHEQUERED FLAG	9:15:03
SAFETY CAR PHASE	0
FULL COURSE YELLOW PHASE	0
TRACK NAME	Motorsportarena Oschersleben
TRACK LENGTH	3667m
TURN COUNT	14
FASTEST LAP:	#48. MAR - 1:23.163

STARTED: 30 CLASSIFIED: 29 NOT CLASSIFIED: 1 DISQUALIFIED: 0

Drivers	Team	Car	Lap	Best Time	Gap	Diff	Kph	Day Time
1 48 P.Ellis(GBR)/R.Marciello(ITA)	KNAUS TeamHTP-WINWARD(DEU)	Mercedes-AMGGT3EVO	12	1:23.163			158.7	9:13:04
2 30 R.Ineichen(CHE)(T)/M.Bortolotti(ITA)	TEAM WRT(BEL)	Audi R8 LMS GT3	8	1:23.320	0.157	0.157	158.4	9:10:59
3 92 M.Ammermüller(DEU)/C.Engelhart(DEU)	SSR Performance(DEU)	Porsche 911 GT3 R	12	1:23.594	0.431	0.274	157.9	9:15:22
4 63 F.Perera(FRA)/A.Costa Balboa(ESP)	GRT GRASSERRACINGTEAM(AUT)	Lamborghini Huracan GT3E	10	1:23.622	0.459	0.028	157.8	9:11:34
5 20 M.Wishofer(AUT)(J)/D.Boccolacci(FRA)	Team Zakspeed BKK Mobil Oil Racing(D	Mercedes-AMGGT3EVO	9	1:23.627	0.464	0.005	157.8	9:10:23
6 32 C.Weerts(BEL)(J)/D.Vanthoor(BEL)	TEAM WRT(BEL)	Audi R8 LMS GT3	9	1:23.642	0.479	0.015	157.8	9:13:08
7 99 R.Renauer(DEU)/M.Jaminet(FRA)	Precote Herberth Motorsport(DEU)	Porsche 911 GT3 R	12	1:23.672	0.509	0.030	157.7	9:15:04
8 22 L.Stolz(DEU)/M.Engel(DEU)	Toksport WRT(DEU)	Mercedes-AMGGT3EVO	10	1:23.728	0.565	0.056	157.6	9:13:21
9 82 S.Schothorst(NLD)/T.Zimmermann(DEU)(J)	GRT GRASSERRACINGTEAM(AUT)	Lamborghini Huracan GT3E	13	1:23.765	0.602	0.037	157.5	9:14:21
10 18 J.Fittje(DEU)(J)/D.Jahn(DEU)	KÜS TEAM75 Bernhard(DEU)	Porsche 911 GT3 R	11	1:23.803	0.640	0.038	157.5	9:14:13
11 31 P.Niederhauser(CHE)/K.van der Linde(ZAF)	RUTRONIK-RACING(DEU)	Audi R8 LMS GT3	10	1:23.813	0.650	0.010	157.5	9:09:03
12 29 K.Schramm(DEU)(J)/C.Mies(DEU)	Montaplast by Land Motorsport(DEU)	Audi R8 LMS GT3	10	1:23.924	0.761	0.111	157.2	9:12:42
13 19 N.Lagrange(BEL)/C.Schmid(AUT)	GRT GRASSERRACINGTEAM(AUT)	Lamborghini Huracan GT3E	12	1:24.003	0.840	0.079	157.1	9:10:21
14 47 I.Dontje(NLD)/M.Götz(DEU)	MANN-FILTER TeamHTP-WINWARD(C	Mercedes-AMGGT3EVO	14	1:24.052	0.889	0.049	157.0	9:14:52
15 17 K.Bachler(AUT)/S.De Silvestro(CHE)	KÜS TEAM75 Bernhard(DEU)	Porsche 911 GT3 R	13	1:24.183	1.020	0.131	156.8	9:12:38
16 9 A.Read(AUS)(J)/J.Eriksson(SWE)	Schubert Motorsport(DEU)	BMW M6 GT3	7	1:24.216	1.053	0.033	156.7	9:09:17
17 26 R.Feller(CHE)(J)/S.Mücke(DEU)	BWT Mücke Motorsport(DEU)	Audi R8 LMS GT3	11	1:24.238	1.075	0.022	156.7	9:14:15
18 28 M.Hofer(AUT)/C.Haase(DEU)	Montaplast by Land Motorsport(DEU)	Audi R8 LMS GT3	10	1:24.288	1.125	0.050	156.6	9:15:03
19 21 H.Still(DEU)/J.Eriksson(SWE)	Team Zakspeed BKK Mobil Oil Racing(C	Mercedes-AMGGT3EVO	8	1:24.391	1.228	0.103	156.4	8:47:34
20 77 M.Pommer(DEU)/J.Schmidt(CHE)	Callaway Competition(DEU)	Corvette C7 GT3-R	13	1:24.414	1.251	0.023	156.3	9:13:20
21 33 F.Salaquarda(CZE)(T)/F.Stippler(DEU)	Team ISR(CZE)	Audi R8 LMS GT3	11	1:24.455	1.292	0.041	156.3	9:14:20
22 72 C.Schöll(AUT)(J)/J.Pepper(ZAF)	T3-HRT-Motorsport(DEU)	Bentley Continental GT3	12	1:24.643	1.480	0.188	155.9	9:12:00
23 10 H.Skoog(SWE)(J)/N.Yelloly(GBR)	Schubert Motorsport(DEU)	BMW M6 GT3	8	1:24.659	1.496	0.016	155.9	9:12:05
24 4 H.von Danwitz(DEU)(J)/R.Frey(CHE)	Aust Motorsport(DEU)	Audi R8 LMS GT3	11	1:24.662	1.499	0.003	155.9	9:12:30
25 71 N.Langeveld(NLD)/M.Paul(DEU)(J)	T3-HRT-Motorsport(DEU)	Audi R8 LMS GT3	14	1:24.675	1.512	0.013	155.9	9:14:09
26 3 N.Rogivue(CHE)(J)/M.Hackländer(DEU)	Aust Motorsport(DEU)	Audi R8 LMS GT3	8	1:25.078	1.915	0.403	155.1	8:47:21
27 11 E.Erhart(DEU)(T)/P.Kaffer(DEU)	EFP Car Collection by TECE(DEU)	Audi R8 LMS GT3	8	1:25.331	2.168	0.253	154.7	8:47:11
28 7 A.Renauer(DEU)/S.Asch(DEU)	Precote Herberth Motorsport(DEU)	Porsche 911 GT3 R	7	1:25.908	2.745	0.577	153.6	8:46:19
29 36 M.Dienst(DEU)(J)/P.Frommenwiler(CHE)	DLV-Team Schuetz Motorsport(DEU)	Mercedes-AMGGT3	9	1:31.660	8.497	5.752	144.0	8:57:50

Not classified

8 D.Marschal(DEU)(J)/C.Schreiner(DEU)(J)	RUTRONIK-RACING(DEU)	Audi R8 LMS GT3
--	----------------------	-----------------

Following race director decision cancellation of the relevant lap time for car no. 47, 32

Following race director decision cancellation of the fastest lap time for car no. 28, 10, 9

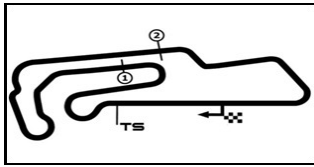
Subject to final scrutineering!

Publication time:	Clerk of the Course: Ralph Bohnhorst	Timekeeper: Steffen Ruhl
-------------------	--------------------------------------	--------------------------

ver: 1.0

www.adac.de/motorsport

Page 1/1 printed: 8.11.2020 9:20



ADAC GT Masters

Sector List Qualifying 2



Provisional

Motorsportarena Oschersleben, Length: 3667m

Air temperature: 5.86°C

Track temperature: 4.2°C

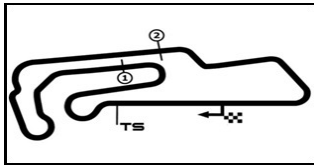
Weather condition: Dry

DMSB Reg. Nr.: R-11194/20

Sunday, November 8, 2020 8:30:00

Lap	Id	Time	SE1	SP1	SE2	SP2	SE3	SP3	TSP	Lap	Id	Time	SE1	SP1	SE2	SP2	SE3	SP3	TSP
3 Rogivue, CHE(#1) / Hackländer, DEU(#2)										theoretical besttime: 1:24.887									
1	2	3:50.194	1:29.976	70	1:07.793	71	1:12.425	31		10	2	5:53.770	4:55.146	184	33.116	220	25.508	197	
2	2	4:27.981	3:14.946	164	41.404	145	31.631	188		11	2	1:29.108	31.583	191	31.081	220	26.444	197	240
3	2	1:42.006	36.378	174	35.684	184	29.944	191	160	12	2	1:25.948	30.929	191	30.262	224	24.757	196	240
4	2	1:33.952	33.477	186	32.080	219	28.395	194	233	13	2	2:50.389	49.141	77	1:00.974	75	1:00.274	52	171
5	2	1:27.685	31.616	189	30.577	222	25.492	197	236	14	2	3:18.824	2:14.733	188	33.513	150	30.578	196	
6	2	1:28.139	31.468	191	30.137	222	26.534	197	240	15	2	1:26.851	31.212	191	29.855	224	25.784	197	238
7	2	1:25.445	31.101	189	29.695	225	24.649	196	238	16	2	1:25.173	30.807	191	29.609	225	24.757	197	240
8	2	1:25.078	30.855	191	29.537	224	24.686	196	240	17	2	1:25.176	30.984	192	29.649	225	24.543	197	241
9	2	2:41.900	39.109	78	59.287	78	1:03.504	37	239	18	2	2:02.154	35.114	134	39.213	150	47.827	58	241
4 von Danwitz, DEU(#1) / Frey, CHE(#2)										theoretical besttime: 1:24.600									
1	2	15:05.001	13:48.589	121	43.485	124	32.927	130		8	2	1:32.508	31.719	190	30.345	221	30.444	196	238
2	2	2:08.308	40.594	181	37.085	150	50.629	53	154	9	2	1:25.587	31.134	191	29.859	223	24.594	196	238
3	2	9:54.721	8:47.887	153	38.116	143	28.718	179		10	2	1:24.709	30.830	191	29.440	223	24.439	196	236
4	2	1:40.085	35.164	183	35.695	193	29.226	194	199	11	2	1:24.662	30.721	191	29.487	222	24.454	195	238
5	2	2:48.845	46.633	75	1:01.778	75	1:00.434	58	234	12	2	1:30.584	30.848	184	34.628	179	25.108	196	238
6	2	3:32.122	2:31.658	183	33.587	218	26.877	192		13	2	1:25.237	30.961	190	29.479	224	24.797	190	238
7	2	1:32.700	32.666	187	31.439	220	28.595	196	236										
7 Renauer, DEU(#1) / Asch, DEU(#2)										theoretical besttime: 1:25.451									
1	2	3:59.929	1:59.679	78	1:01.376	79	58.874	59		5	2	1:38.637	36.808	146	35.379	220	26.450	198	204
2	2	4:08.584	2:56.425	127	40.250	158	31.909	175		6	2	1:28.888	32.006	193	31.514	222	25.368	197	235
3	2	1:47.479	37.682	154	39.648	190	30.149	174	187	7	2	1:25.908	31.260	195	30.071	224	24.577	200	240
4	2	1:49.611	38.241	153	37.889	129	33.481	174	192	8			30.803	191					240
8 Marschall, DEU(#1) / Schreiner, DEU(#2)										theoretical besttime:									
1	2	5:40.152	3:40.315	105	59.884	76	59.953	59											
9 Read, AUS(#1) / Eriksson, SWE(#2)										theoretical besttime: 1:24.136									
1	2	26:49.326	25:30.487	111	45.122	135	33.717	163		7	2	1:24.216	30.626	195	29.222	229	24.368	200	244
2	2	1:40.406	37.062	176	34.833	168	28.511	193	178	8	2	1:24.214	30.461	195	29.222	231	24.531	201	246
3	2	2:43.229	40.119	84	1:00.049	84	1:03.061	49	181	8	2	1:24.451	30.546	196	29.317	230	24.588	200	246
4	2	3:33.312	2:31.511	174	33.476	180	28.325	198		9	2	1:24.377	30.648	196	29.298	233	24.431	201	246
5	2	1:39.139	32.783	191	31.855	160	34.501	202	216	10	2	1:24.362	30.611	195	29.328	228	24.423	200	245
6	2	1:26.662	31.630	192	29.962	229	25.070	202	246	11	2	1:24.575	30.648	194	29.431	230	24.496	200	246
10 Skoog, SWE(#1) / Yelloly, GBR(#2)										theoretical besttime: 1:24.559									
1	2	26:07.730	25:00.978	155	37.361	202	29.391	177		7	2	1:24.682	30.693	191	29.388	226	24.601	198	243
2	2	1:35.422	34.861	186	33.190	195	27.371	191	223	8	2	1:24.456	30.607	193	29.354	227	24.495	198	244
3	2	1:57.972	32.301	187	32.134	189	53.537	59	212	8	2	1:24.659	30.706	192	29.475	226	24.478	197	241
4	2	5:03.446	4:03.615	182	32.338	219	27.493	198		9	2	1:27.447	30.821	194	30.859	226	25.767	200	242
5	2	1:37.060	32.410	187	32.066	204	32.584	201	241	10	2	1:24.922	30.842	193	29.550	227	24.530	198	242
6	2	1:28.899	31.014	193	29.599	225	28.286	200	241	11	2	1:49.882	30.748	191	32.483	184	46.651	57	240
11 Erhart, DEU(#1) / Kaffer, DEU(#2)										theoretical besttime: 1:24.978									
1	2	3:06.839	57.604	168	1:00.345	76	1:08.890	50		7	2	1:28.161	31.170	192	31.874	220	25.117	195	237
2	2	4:57.828	3:45.007	131	41.923	123	30.898	174		8	2	1:25.331	31.015	191	29.695	223	24.621	197	237
3	2	1:46.195	36.165	180	40.916	176	29.114	192	189	9	2	2:45.387	30.696	190	50.506	78	1:24.185	36	238
4	2	1:32.087	33.306	188	32.167	220	26.614	194	235	10	2	5:58.559	4:56.134	186	31.414	193	31.011	196	
5	2	1:28.163	32.279	189	30.512	222	25.372	195	236	11	2	1:26.112	31.432	191	29.995	224	24.685	196	237
6	2	1:26.164	31.344	191	30.035	223	24.785	196	236	12			30.662	192					238
17 Bachler, AUT(#1) / De Silvestro, CHE(#2)										theoretical besttime: 1:24.048									
1	2	3:45.466	1:28.355	71	1:08.250	70	1:08.861	43		9	2	1:30.264	32.111	190	32.533	208	25.620	196	236
2	2	4:58.315	3:23.142	125	44.034	126	51.139	58		10	2	1:33.896	33.003	187	31.671	160	29.222	198	238
3	2	8:30.498	7:20.705	145	38.833	169	30.960	160		11	2	1:25.731	30.734	194	29.684	220	25.313	198	240
4	2	2:44.756	43.270	79	58.243	79	1:03.243	36	204	12	2	1:24.635	30.570	193	29.505	222	24.560	197	240
5	2	6:52.433	5:43.895	180	37.177	150	31.361	184		13	2	1:24.183	30.570	193	29.185	223	24.428	196	238





ADAC GT Masters

Sector List Qualifying 2

Provisional



Motorsportarena Oschersleben, Length: 3667m

Air temperature: 5.86°C

Track temperature: 4.2°C

Weather condition: Dry

DMSB Reg. Nr.: R-11194/20

Sunday, November 8, 2020 8:30:00

Lap	Id	Time	SE1	SP1	SE2	SP2	SE3	SP3	TSP	Lap	Id	Time	SE1	SP1	SE2	SP2	SE3	SP3	TSP
6	2	1:36.265	35.857	186	33.147	218	27.261	195	178	14	2	1:24.758	30.492	194	29.128	224	25.138	197	238
7	2	2:31.996	35.240	100	57.669	79	59.087	58	193	15	2	1:24.412	30.544	194	29.395	224	24.473	198	239
8	2	4:18.971	3:19.082	166	33.263	186	26.626	195											

18 Fittje, DEU(#1) / Jahn, DEU(#2)

theoretical besttime: 1:23.641

1	2	3:39.626	1:24.589	67	1:07.611	75	1:07.426	49		7	2	1:33.424	30.843	192	29.627	170	32.954	199	237
2	2	5:15.137	3:31.327	131	47.588	88	56.222	43		8	2	1:27.057	30.514	194	31.270	134	25.273	197	238
3	2	18:34.503	17:28.870	169	36.480	187	29.153	174		9	2	1:24.092	30.399	192	29.234	223	24.459	199	239
4	2	1:55.845	34.349	176	33.955	181	47.541	49	210	10	2	1:28.839	30.576	191	33.271	192	24.992	198	240
5	2	5:57.895	4:56.082	165	33.705	181	28.108	192		11	2	1:23.803	30.421	193	29.080	223	24.302	198	239
6	2	1:32.318	32.300	184	31.970	174	28.048	197	232	12	2	1:23.816	30.325	192	29.255	224	24.236	198	238

19 Lagrange, BEL(#1) / Schmid, AUT(#2)

theoretical besttime: 1:23.812

1	2	3:58.255	1:55.150	77	1:02.509	63	1:00.596	58		9	2	16:07.145	15:06.076	184	31.881	217	29.188	195	
2	2	5:32.992	4:07.896	84	47.026	145	38.070	135		10	2	1:28.186	31.834	188	30.210	222	26.142	198	236
3	2	1:58.033	45.419	135	40.013	127	32.601	181	136	11	2	1:24.180	30.528	191	29.415	222	24.237	196	238
4	2	1:32.174	33.753	185	32.266	218	26.155	194	228	12	2	1:24.003	30.496	190	29.147	223	24.360	197	237
5	2	1:26.196	31.453	190	29.822	222	24.921	197	236	13	2	1:25.125	30.522	190	29.432	223	25.171	197	238
6	2	1:24.681	30.805	191	29.421	223	24.455	197	236	14	2	1:24.117	30.428	191	29.163	223	24.526	196	238
7	2	1:24.468	30.722	190	29.346	222	24.400	197	237	15	2	1:58.165	40.642	161	33.324	218	44.199	58	238
8	2	2:40.580	32.090	122	58.985	78	1:09.505	35	237										

20 Wishofer, AUT(#1) / Boccolacci, FRA(#2)

theoretical besttime: 1:23.450

1	2	3:14.313	1:15.258	121	58.919	78	1:00.136	53		7	2	1:28.287	30.744	191	29.322	224	28.221	198	239
2	2	22:51.373	21:41.730	164	39.442	187	30.201	183		8	2	1:23.954	30.567	191	29.122	223	24.265	197	241
3	2	1:37.725	35.970	185	33.324	192	28.431	163	196	9	2	1:23.627	30.503	191	28.987	223	24.137	196	240
4	2	2:13.012	34.884	185	36.839	184	1:01.289	50	200	10	2	1:23.711	30.326	191	29.163	223	24.222	197	239
5	2	4:41.344	3:43.832	187	31.761	218	25.751	191		11	2	1:30.828	34.810	188	31.256	222	24.762	197	240
6	2	1:29.270	32.876	187	30.042	219	26.352	198	231	12	2	1:43.533	30.617	191	28.995	224	43.921	59	240

21 Still, DEU(#1) / Eriksson, SWE(#2)

theoretical besttime: 1:24.391

1	2	3:09.929	57.272	125	1:04.726	73	1:07.931	53		7	2	1:25.101	31.026	190	29.681	221	24.394	195	235
2	2	4:57.909	3:45.520	128	40.350	143	32.039	163		8	2	1:24.391	30.677	188	29.326	222	24.388	194	235
3	2	1:49.812	37.658	152	40.523	173	31.631	151	201	9	2	2:57.361	48.528	75	1:02.965	72	1:05.868	53	219
4	2	1:46.207	37.605	145	38.097	126	30.505	188	191	10	2	5:18.329	4:18.493	165	33.130	214	26.706	194	
5	2	1:32.206	34.149	177	32.030	216	26.027	192	224	11	2	1:26.204	31.440	190	29.982	221	24.782	195	234
6	2	1:27.953	31.942	189	30.625	220	25.386	194	234	12	2	1:51.655	30.720	191	31.988	186	48.947	52	235

22 Stolz, DEU(#1) / Engel, DEU(#2)

theoretical besttime: 1:23.715

1	2	4:07.742	2:04.937	72	1:01.830	74	1:00.975	59		7	2	1:25.440	31.017	191	29.193	223	25.230	197	237
2	2	24:36.991	23:33.962	178	34.762	208	28.267	189		8	2	1:23.861	30.492	191	29.150	223	24.219	196	236
3	2	2:45.030	46.741	80	59.360	75	58.929	58	229	9	2	1:23.806	30.456	192	29.172	224	24.178	197	237
4	2	3:13.457	2:14.316	183	32.403	216	26.738	192		10	2	1:23.728	30.415	192	29.122	224	24.191	198	238
5	2	1:34.112	33.237	186	32.191	219	28.684	191	234	11	2	1:27.134	30.646	191	30.848	223	25.640	197	238
6	2	1:26.615	31.585	190	30.149	219	24.881	197	234	12	2	1:23.981	30.530	191	29.189	223	24.262	196	238

26 Feller, CHE(#1) / Mücke, DEU(#2)

theoretical besttime: 1:24.238

1	2	3:12.755	1:05.792	126	58.463	72	1:08.500	50		7	2	1:28.377	31.611	190	30.181	223	26.585	196	237
2	2	8:22.643	6:52.314	141	41.825	119	48.504	55		8	2	1:29.257	31.014	191	32.232	145	26.011	195	238
3	2	16:41.609	15:38.897	170	34.319	215	28.393	191		9	2	1:25.064	30.930	190	29.648	223	24.486	196	238
4	2	2:30.357	34.611	141	54.030	78	1:01.716	47	230	10	2	1:24.417	30.643	190	29.392	224	24.382	197	237
5	2	4:43.176	3:35.992	185	37.621	114	29.563	192		11	2	1:24.238	30.532	189	29.354	224	24.352	196	240
6	2	1:32.747	32.690	185	31.523	216	28.534	195	235	12	2	1:24.560	30.625	191	29.531	223	24.404	195	239

28 Hofer, AUT(#1) / Haase, DEU(#2)

theoretical besttime: 1:24.203

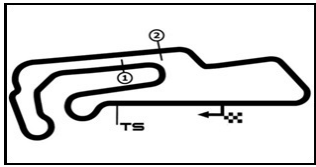
1	2	26:05.940	25:00.409	175	36.778	202	28.753	190		7	2	1:24.551	30.734	189	29.475	222	24.342	196	238
2	2	1:34.987	34.809	183	32.821	201	27.357	184	210	8	2	1:24.254	30.503	190	29.274	223	24.474	195	238
3	2	1:57.908	32.806	184	32.052	218	53.050	59	223	8	2	1:36.985	30.672	189	30.220	186	36.093	195	239
4	2	5:04.546	4:07.279	186	31.168	219	26.099	196		9	2	1:24.352	30.574	190	29.370	222	24.408	194	236
5	2	1:30.747	31.950	189	29.942	217	28.855	198	240	10	2	1:24.288	30.643	190	29.287	222	24.358	196	236

ver: 1.0

www.adac.de/motorsport

Page 2 / 5 printed: 8.11.2020 9:20





ADAC GT Masters

Sector List Qualifying 2



Provisional

Motorsportarena Oschersleben, Length: 3667m

Air temperature: 5.86°C

Track temperature: 4.2°C

Weather condition: Dry

DMSB Reg. Nr.: R-11194/20

Sunday, November 8, 2020 8:30:00

Lap	Id	Time	SE1	SP1	SE2	SP2	SE3	SP3	TSP	Lap	Id	Time	SE1	SP1	SE2	SP2	SE3	SP3	TSP
6	2	1:34.421	37.358	187	30.092	219	26.971	196	237										

29 Schramm, DEU(#1) / Mies, DEU(#2)

theoretical besttime: 1:23.890

1	2	10:05.117	8:32.297	84	54.522	108	38.298	125		7	2	19:28.869	18:27.314	177	34.296	147	27.259	193	
2	2	1:53.802	43.948	109	40.889	159	28.965	190	154	8	2	1:27.082	31.570	189	30.114	219	25.398	196	234
3	2	1:30.208	33.010	186	31.565	216	25.633	193	231	9	2	1:25.699	30.815	190	29.396	223	25.488	196	237
4	2	1:42.339	31.768	189	30.570	220	40.001	173	234	10	2	1:23.924	30.621	190	29.159	222	24.144	196	236
5	2	1:34.330	32.158	188	30.560	219	31.612	196	226	11	2	1:23.982	30.611	189	29.195	223	24.176	196	237
6	2	2:10.148	30.763	191	40.508	78	58.877	59	236	12	2	1:23.994	30.587	191	29.211	221	24.196	197	238

30 Ineichen, CHE(#1) / Bortolotti, ITA(#2)

theoretical besttime: 1:23.288

1	2	10:08.641	8:25.032	91	47.297	123	56.312	50		7	2	1:24.032	30.672	189	29.108	224	24.252	197	237
2	2	16:38.283	15:21.300	112	44.371	126	32.612	189		8	2	1:23.320	30.251	191	28.941	224	24.128	196	237
3	2	1:31.887	33.754	184	31.710	221	26.423	194	230	9	2	1:23.373	30.326	189	28.909	224	24.138	196	237
4	2	2:25.867	32.713	184	52.417	79	1:00.737	52	234	10	2	1:23.563	30.283	190	28.981	224	24.299	196	237
5	2	5:54.108	4:54.634	181	31.963	213	27.511	193		11	2	2:20.406	43.509	79	48.460	186	48.437	54	205
6	2	1:32.509	31.408	188	32.401	146	28.700	197	235										

31 Niederhauser, CHE(#1) / van der Linde, ZAF(#2)

theoretical besttime: 1:23.686

1	2	12:10.328	10:53.351	141	42.490	109	34.487	186		7	2	2:29.387	1:27.826	183	31.380	217	30.181	194	
2	2	1:59.148	36.768	166	35.054	199	47.326	59	189	8	2	1:28.997	30.929	190	29.594	222	28.474	197	236
3	2	1:46.013	10:45.226	177	33.540	215	27.247	192		9	2	1:27.375	30.535	190	29.296	223	27.544	197	238
4	2	1:31.961	33.691	185	31.840	216	26.430	190	233	10	2	1:23.813	30.364	190	29.215	223	24.234	197	239
5	2	1:36.403	32.497	185	32.895	216	31.011	72	233	11	2	2:11.752	30.237	190	29.429	223	1:12.086	73	240
6	2	3:09.283	1:04.697	76	1:03.494	74	1:01.092	59	73	12	2	2:13.706	47.321	136	37.721	123	48.664	59	106

32 Weerts, BEL(#1) / Vanthoor, BEL(#2)

theoretical besttime: 1:23.564

1	2	8:46.622	7:08.615	100	47.617	117	50.390	59		6	2	1:24.115	30.880	189	29.215	223	24.020	195	237
2	2	18:02.463	16:55.079	179	36.385	146	30.999	188		7	2	1:29.362	30.455	189	29.927	185	28.980	196	236
3	2	1:31.702	33.293	182	32.514	216	25.895	193	229	8	2	1:23.909	30.535	191	29.164	223	24.210	195	237
4	2	2:29.188	34.869	185	54.333	76	59.986	50	236	9	2	1:23.642	30.412	190	29.132	223	24.098	196	236
5	2	5:07.944	4:01.539	184	32.037	215	34.368	192		10	2	1:43.508	30.603	189	29.177	224	43.728	59	238
6	2	1:28.525	31.676	188	30.299	221	26.550	195	234										

33 Salaquarda, CZE(#1) / Stippler, DEU(#2)

theoretical besttime: 1:24.219

1	2	8:54.374	7:38.984	123	41.459	159	33.931	167		7	2	1:28.578	32.067	189	30.902	218	25.609	195	232
2	2	2:08.834	40.759	155	38.530	182	49.545	54	179	8	2	1:27.616	31.541	190	30.993	184	25.082	196	235
3	2	16:54.881	15:50.471	174	36.032	195	28.378	181		9	2	1:24.570	30.698	190	29.495	223	24.377	196	238
4	2	2:22.635	34.817	187	47.529	78	1:00.289	54	199	10	2	1:24.614	30.734	190	29.240	223	24.640	193	237
5	2	5:16.778	4:13.256	180	36.209	161	27.313	192		11	2	1:24.455	30.602	191	29.420	224	24.433	194	236
6	2	1:31.995	33.308	189	32.841	220	25.846	192	210	12	2	1:24.614	30.754	191	29.432	223	24.428	195	237

36 Dienst, DEU(#1) / Frommenwiler, CHE(#2)

theoretical besttime: 1:28.583

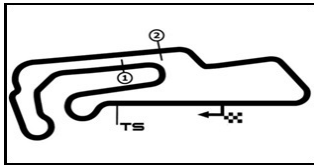
1	2	3:52.370	1:35.914	72	1:05.939	67	1:10.517	29		7	2	2:42.253	41.127	75	1:01.365	77	59.761	59	234
2	2	4:21.350	3:09.297	121	40.826	170	31.227	160		8	2	6:10.027	5:09.545	185	34.229	217	26.253	195	
3	2	1:43.607	38.643	183	36.275	193	28.689	191	167	9	2	1:31.660	31.836	189	31.106	148	28.718	194	234
4	2	1:52.236	35.064	180	32.722	216	44.450	59	195	10	2	2:02.818	31.224	190	32.655	167	58.939	59	233
5	2	4:00.229	2:57.976	183	35.082	148	27.171	194		11	2	5:05.340	4:03.563	188	31.902	219	29.875	196	
6	2	1:35.514	33.772	170	33.897	162	27.845	192	233	12	2	1:53.641	31.735	182	33.006	173	48.900	59	234

47 Dontje, NLD(#1) / Götz, DEU(#2)

theoretical besttime: 1:23.815

1	2	4:10.875	2:08.136	80	1:01.397	79	1:01.342	39		8	2	17:18.600	16:12.758	172	32.139	198	33.703	192	
2	2	4:39.319	3:28.547	127	40.650	176	30.122	166		9	2	1:27.939	31.581	190	29.629	221	26.729	197	233
3	2	1:43.428	38.280	136	35.445	171	29.703	191	175	10	2	1:32.322	37.141	190	30.329	221	24.852	196	236
4	2	1:32.438	32.335	188	32.106	177	27.997	183	230	11	2	1:35.074	38.176	123	32.240	222	24.658	197	236
5	2	1:29.383	33.171	188	30.611	218	25.601	196	224	12	2	1:24.089	30.545	192	29.222	222	24.322	196	238
6	2	1:29.336	32.044	187	31.284	217	26.044	150	236	13	2	1:27.167	30.432	191	30.369	183	26.366	198	238
6	2	1:29.615	33.777	178	31.101	216	24.737	197	195	14	2	1:24.052	30.619	191	29.061	223	24.372	197	237
7	2	2:08.516	30.614	188	39.133	79	58.769	47	236	15	2	1:47.538	31.628	144	31.922	192	43.988	58	238





ADAC GT Masters

Sector List Qualifying 2

Provisional



Motorsportarena Oschersleben, Length: 3667m

Air temperature: 5.86°C

Track temperature: 4.2°C

Weather condition: Dry

DMSB Reg. Nr.: R-11194/20

Sunday, November 8, 2020 8:30:00

Lap	Id	Time	SE1	SP1	SE2	SP2	SE3	SP3	TSP	Lap	Id	Time	SE1	SP1	SE2	SP2	SE3	SP3	TSP
48		Ellis, GBR(#1) / Marciello, ITA(#2)									theoretical besttime: 1:23.163								
1	2	8:47.436	7:36.985	143	38.954	153	31.497	154		8	2	1:29.180	31.853	188	31.295	203	26.032	193	233
2	2	2:07.056	39.632	154	36.292	168	51.132	46	159	9	2	1:28.212	31.701	189	30.636	220	25.875	197	234
3	2	14:52.699	13:51.333	170	33.914	211	27.452	187		10	2	1:34.646	30.747	188	29.141	223	34.758	196	235
4	2	1:35.734	35.055	184	32.208	216	28.471	191	225	11	2	1:23.655	30.555	190	29.059	221	24.041	196	235
5	2	1:32.561	33.491	150	32.237	200	26.833	170	231	12	2	1:23.163	30.268	191	28.901	222	23.994	196	236
6	2	2:54.021	58.023	79	58.007	79	57.991	56	79	13	2	1:26.544	30.323	191	29.746	222	26.475	196	237
7	2	3:55.159	2:51.823	172	32.107	216	31.229	191		14	2	1:45.872	30.356	191	28.989	211	46.527	56	235

63		Perera, FRA(#1) / Costa Balboa, ESP(#2)									theoretical besttime: 1:23.622								
1	2	10:09.095	8:41.366	99	50.504	122	37.225	147		7	2	1:28.256	31.504	191	29.893	224	26.859	197	237
2	2	2:00.601	42.659	131	43.069	116	34.873	185	145	8	2	1:24.241	30.613	191	29.312	225	24.316	198	238
3	2	1:34.247	33.677	181	31.960	213	28.610	196	219	9	2	1:24.208	30.466	187	29.304	225	24.438	197	240
4	2	1:31.242	31.539	189	30.332	168	29.371	196	237	10	2	1:23.622	30.346	191	29.113	225	24.163	197	240
5	2	2:08.436	50.827	175	33.666	222	43.943	58	238	11	2	1:28.115	30.357	191	31.730	198	26.028	198	240
6	2	18:30.212	17:23.310	172	34.766	173	32.136	195		12	2	1:47.760	30.589	192	32.528	192	44.643	58	240

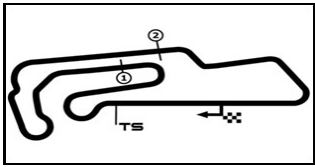
71		Langeveld, NLD(#1) / Paul, DEU(#2)									theoretical besttime: 1:24.675								
1	2	3:42.902	1:27.149	63	1:08.285	69	1:07.468	44		9	2	1:34.773	32.209	190	32.277	137	30.287	194	232
2	2	5:26.983	4:09.319	120	43.275	114	34.389	161		10	2	1:27.531	31.681	191	29.902	222	25.948	197	236
3	2	1:46.664	39.064	162	35.774	191	31.826	160	162	11	2	1:26.033	31.186	191	29.704	222	25.143	197	238
4	2	2:05.381	38.747	169	38.027	176	48.607	47	165	12	2	1:26.763	32.596	191	29.479	223	24.688	196	181
5	2	13:22.413	12:10.659	136	41.779	178	29.975	187		13	2	1:25.056	30.942	191	29.528	223	24.586	197	239
6	2	1:44.178	36.132	171	33.772	204	34.274	165	200	14	2	1:24.675	30.844	192	29.317	224	24.514	196	238
7	2	2:29.561	34.335	189	51.938	68	1:03.288	51	207	15	2	1:25.054	30.869	191	29.562	221	24.623	197	239
8	2	4:45.988	3:43.980	167	33.765	209	28.243	192											

72		Schöll, AUT(#1) / Pepper, ZAF(#2)									theoretical besttime: 1:24.601								
1	2	8:15.664	7:03.894	164	40.250	135	31.520	141		9	2	1:27.599	31.594	191	30.241	223	25.764	198	238
2	2	2:06.123	37.897	183	39.081	125	49.145	55	177	10	2	1:25.135	30.899	191	29.592	222	24.644	197	238
3	2	15:39.422	14:35.583	181	36.477	206	27.362	191		11	2	1:25.044	30.810	190	29.610	224	24.624	194	237
4	2	1:31.180	33.068	185	31.954	215	26.158	194	229	12	2	1:24.643	30.699	190	29.513	224	24.431	197	237
5	2	1:37.194	32.137	187	31.727	188	33.330	72	230	13	2	1:24.657	30.673	191	29.497	223	24.487	196	238
6	2	3:10.182	1:04.368	73	1:04.347	72	1:01.467	55	70	14	2	1:26.275	30.882	191	29.619	224	25.774	197	238
7	2	2:29.653	1:29.231	186	30.488	222	29.934	197		15	2	1:25.219	30.855	190	29.569	224	24.795	196	238
8	2	1:28.349	31.202	190	29.916	221	27.231	197	236										

77		Pommer, DEU(#1) / Schmidt, CHE(#2)									theoretical besttime: 1:24.297								
1	2	4:31.133	2:18.238	60	1:08.276	60	1:04.619	54		9	2	18:32.061	17:32.276	187	32.141	196	27.644	199	
2	2	4:34.630	3:23.217	77	40.101	140	31.312	128		10	2	1:33.771	32.083	191	35.032	117	26.656	201	241
3	2	1:43.979	38.947	160	37.407	158	27.625	194	135	11	2	1:26.825	30.703	193	29.651	224	26.471	198	242
4	2	1:35.179	35.596	95	32.986	189	26.597	194	160	12	2	1:24.545	30.643	193	29.475	225	24.427	197	240
5	2	1:28.021	32.135	187	30.622	224	25.264	201	233	13	2	1:24.414	30.543	194	29.419	225	24.452	199	241
6	2	1:24.526	30.740	193	29.327	227	24.459	199	242	14	2	1:25.199	30.717	194	29.483	226	24.999	200	240
7	2	1:31.175	33.765	175	30.774	229	26.636	201	240	15	2	1:48.350	31.000	186	33.794	217	43.556	58	241
8	2	2:09.652	30.593	193	40.149	78	58.910	51	242										

82		Schothorst, NLD(#1) / Zimmermann, DEU(#2)									theoretical besttime: 1:23.703								
1	2	10:07.101	8:38.210	104	50.223	132	38.668	124		8	2	1:27.581	31.437	189	29.858	221	26.286	196	235
2	2	1:57.641	43.795	146	40.620	135	33.226	187	139	9	2	1:24.929	30.936	191	29.402	222	24.591	196	237
3	2	1:36.299	35.614	178	33.365	203	27.320	191	213	10	2	1:24.186	30.531	190	29.333	223	24.322	196	238
4	2	1:29.890	32.577	186	31.109	217	26.204	196	234	11	2	1:23.985	30.338	190	29.302	224	24.345	197	238
5	2	1:28.682	31.158	189	29.810	223	27.714	196	237	12	2	1:26.195	30.418	188	30.047	223	25.730	197	239
6	2	2:08.055	30.787	190	34.884	79	1:02.384	55	237	13	2	1:23.765	30.400	190	29.128	224	24.237	196	238
7	2	17:02.841	15:58.479	183	32.563	187	31.799	194		14	2	1:43.743	30.513	190	29.697	222	43.533	58	238





ADAC GT Masters

Sector List Qualifying 2

Provisional



Motorsportarena Oschersleben, Length: 3667m

Air temperature: 5.86°C

Track temperature: 4.2°C

Weather condition: Dry

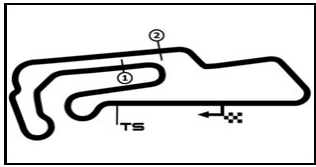
DMSB Reg. Nr.: R-11194/20

Sunday, November 8, 2020 8:30:00

Lap	Id	Time	SE1	SP1	SE2	SP2	SE3	SP3	TSP	Lap	Id	Time	SE1	SP1	SE2	SP2	SE3	SP3	TSP
92 Ammermüller, DEU(#1) / Engelhart, DEU(#2)										theoretical besttime: 1:23.457									
1	2	3:28.589	1:17.040	105	1:03.818	75	1:07.731	45		7	2	1:33.857	33.560	190	31.484	162	28.813	198	235
2	2	5:09.746	3:35.694	173	41.657	129	52.395	49		8	2	1:26.341	30.713	193	29.484	209	26.144	199	238
3	2	19:29.189	18:23.266	169	33.634	215	32.289	167		9	2	1:23.765	30.336	192	29.130	224	24.299	198	238
4	2	2:28.923	34.317	185	48.523	70	1:06.083	47	181	10	2	1:23.640	30.336	193	29.027	225	24.277	198	238
5	2	4:40.439	3:41.115	158	32.941	208	26.383	194		11	2	1:23.673	30.348	191	29.078	224	24.247	198	240
6	2	1:30.129	32.921	187	31.317	217	25.891	194	235	12	2	1:23.594	30.400	192	29.100	224	24.094	198	238

Lap	Id	Time	SE1	SP1	SE2	SP2	SE3	SP3	TSP	Lap	Id	Time	SE1	SP1	SE2	SP2	SE3	SP3	TSP
99 Renauer, DEU(#1) / Jaminet, FRA(#2)										theoretical besttime: 1:23.605									
1	2	8:38.774	7:18.385	133	43.501	148	36.888	115		7	2	1:33.866	31.004	194	29.716	192	33.146	199	241
2	2	2:13.314	41.710	178	40.513	140	51.091	53	147	8	2	1:24.195	30.694	193	29.222	224	24.279	198	240
3	2	17:24.901	16:18.739	144	36.308	208	29.854	168		9	2	1:23.996	30.459	193	29.189	225	24.348	196	239
4	2	2:32.045	36.129	187	53.731	79	1:02.185	48	218	10	2	1:23.891	30.415	193	29.254	224	24.222	198	238
5	2	4:04.151	3:01.504	183	33.462	220	29.185	198		11	2	1:23.742	30.425	194	29.128	225	24.189	198	240
6	2	1:37.164	31.573	191	30.800	213	34.791	199	237	12	2	1:23.672	30.373	194	29.195	225	24.104	198	240





ADAC GT Masters

Top speed list Qualifying 2

Provisional



Motorsportarena Oschersleben, Length: 3667m

Air temperature: 5.86°C

Track temperature: 4.2°C

Weather condition: Dry

DMSB Reg. Nr.: R-11194/20

Sunday, November 8, 2020 8:30:00

#	Name (NAT)	Team	Car name	Speed	Lap	Race time
9	Joel Eriksson (SWE)	Schubert Motorsport (DEU)	BMW M6 GT3	246.57	6	21:27.866
10	Nick Yelloly (GBR)	Schubert Motorsport (DEU)	BMW M6 GT3	243.79	7	22:53.031
77	Jeffrey Schmidt (CHE)	Callaway Competition (DEU)	Corvette C7 GT3-R	242.69	6	9:09.549
20	Dorian Bocolacci (FRA)	Team Zakspeed BKK Mobil Oil Racing (DEU)	Mercedes-AMG GT3 EVO	241.61	8	22:37.898
3	Maximilian Hackländer (DEU)	Aust Motorsport (DEU)	Audi R8 LMS GT3	241.61	17	22:54.994
99	Mathieu Jaminet (FRA)	Precote Herberth Motorsport (DEU)	Porsche 911 GT3 R	241.07	7	21:32.896
7	Sebastian Asch (DEU)	Precote Herberth Motorsport (DEU)	Porsche 911 GT3 R	240.53	8	11:35.665
63	Albert Costa Balboa (ESP)	GRT GRASSER RACING TEAM (AUT)	Lamborghini Huracan GT3 EVO	240.53	9	23:48.884
28	Christopher Haase (DEU)	Montaplast by Land Motorsport (DEU)	Audi R8 LMS GT3	240.00	5	19:45.966
17	Simona De Silvestro (CHE)	KÜS TEAM75 Bernhard (DEU)	Porsche 911 GT3 R	240.00	11	23:25.428
31	Kelvin van der Linde (ZAF)	RUTRONIK-RACING (DEU)	Audi R8 LMS GT3	240.00	11	24:05.285
18	David Jahn (DEU)	KÜS TEAM75 Bernhard (DEU)	Porsche 911 GT3 R	240.00	10	26:22.456
92	Christian Engelhart (DEU)	SSR Performance (DEU)	Porsche 911 GT3 R	240.00	11	27:37.201
26	Stefan Mücke (DEU)	BWT Mücke Motorsport (DEU)	Audi R8 LMS GT3	240.00	11	27:52.981
71	Maximilian Paul (DEU)	T3-HRT-Motorsport (DEU)	Audi R8 LMS GT3	239.46	13	26:21.767
82	Tim Zimmermann (DEU)	GRT GRASSER RACING TEAM (AUT)	Lamborghini Huracan GT3 EVO	239.46	12	26:33.779
11	Pierre Kaffer (DEU)	EFP Car Collection by TECE (DEU)	Audi R8 LMS GT3	238.93	9	12:27.452
72	Jordan Lee Pepper (ZAF)	T3-HRT-Motorsport (DEU)	Bentley Continental GT3	238.93	9	21:20.356
19	Clemens Schmid (AUT)	GRT GRASSER RACING TEAM (AUT)	Lamborghini Huracan GT3 EVO	238.93	11	22:35.289
4	Rahel Frey (CHE)	Aust Motorsport (DEU)	Audi R8 LMS GT3	238.93	9	23:16.889
22	Maro Engel (DEU)	Toksport WRT (DEU)	Mercedes-AMG GT3 EVO	238.93	11	28:23.358
29	Christopher Mies (DEU)	Montaplast by Land Motorsport (DEU)	Audi R8 LMS GT3	238.93	12	29:08.120
33	Frank Stippler (DEU)	Team ISR (CZE)	Audi R8 LMS GT3	238.41	9	25:08.308
47	Maximilian Götz (DEU)	MANN-FILTER Team HTP-WINWARD (DEU)	Mercedes-AMG GT3 EVO	238.41	12	25:39.437
32	Dries Vanthoor (BEL)	TEAM WRT (BEL)	Audi R8 LMS GT3	238.41	10	28:10.090
30	Mirko Bortolotti (ITA)	TEAM WRT (BEL)	Audi R8 LMS GT3	237.88	7	23:13.895
48	Raffaele Marciello (ITA)	KNAUS Team HTP-WINWARD (DEU)	Mercedes-AMG GT3 EVO	237.36	13	28:06.138
21	Jimmy Eriksson (SWE)	Team Zakspeed BKK Mobil Oil Racing (DEU)	Mercedes-AMG GT3 EVO	235.80	8	11:25.846
36	Philipp Frommenwiler (CHE)	DLV-Team Schuetz Motorsport (DEU)	Mercedes-AMG GT3	234.78	9	15:20.026