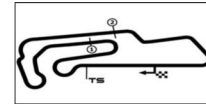


Qualifying 1 Motorsportarena Oschersleben



DMSB

Reg. Nr.: R-11194/20

Provisional

Result List

Stewards / Race Management

STEWARD	Achim Loth
STEWARD	Yasin Özer
STEWARD	Wolfram Lehmann
RACE DIRECTOR	Niels Wittich
CLERK OF THE COURSE	Ralph Bohnhorst
TECHNICAL DELEGATE	Tim Zessack
CHIEF TIMEKEEPER	Steffen Ruhl

Weather Start/Finish

AIR	6.7°C
TRACK	7.7°C
CONDITIONS	Dry
PRESSURE	1025 hPa
AIR	6.9°C
TRACK	7.7°C
CONDITIONS	Dry
PRESSURE	1025 hPa

Track Information

GREEN FLAG	8:45:00
CHEQUERED FLAG	9:20:44
SAFETY CAR PHASE	0
FULL COURSE YELLOW PHASE	0
TRACK NAME	Motorsportarena Oschersleben
TRACK LENGTH	3667m
TURN COUNT	14
FASTEST LAP:	#92. AMM - 1:23.240

STARTED: 30 CLASSIFIED: 30 NOT CLASSIFIED: 0 DISQUALIFIED: 0

Drivers	Team	Car	Lap	Best Time	Gap	Diff	Kph	Day Time
1 92 M.Ammermüller(DEU)/C.Engelhart(DEU)	SSR Performance(DEU)	Porsche 911 GT3 R	9	1:23.240			158.5	9:11:30
2 28 M.Hofer(AUT)/C.Haase(DEU)	Montaplastby Land Motorsport(DEU)	Audi R8 LMS GT3	9	1:23.446	0.206	0.206	158.2	8:59:20
3 31 P.Niederhauser(CHE)/K.van der Linde(ZAF)	RUTRONIK-RACING(DEU)	Audi R8 LMS GT3	7	1:23.565	0.325	0.119	157.9	9:11:03
4 22 L.Stolz(DEU)/M.Engel(DEU)	Toksport WRT(DEU)	Mercedes-AMG GT3 EVO	7	1:23.584	0.344	0.019	157.9	9:10:01
5 7 A.Renauer(DEU)/S.Asch(DEU)	Precote Herberth Motorsport(DEU)	Porsche 911 GT3 R	8	1:23.645	0.405	0.061	157.8	9:11:45
6 48 P.Ellis(GBR)/R.Marciello(ITA)	KNAUS Team HTP-WINWARD(DEU)	Mercedes-AMG GT3 EVO	9	1:23.650	0.410	0.005	157.8	9:11:08
7 99 R.Renauer(DEU)/M.Jaminet(FRA)	Precote Herberth Motorsport(DEU)	Porsche 911 GT3 R	9	1:23.679	0.439	0.029	157.7	9:11:40
8 26 R.Feller(CHE)(J)/S.Mücke(DEU)	BWT Mücke Motorsport(DEU)	Audi R8 LMS GT3	7	1:23.698	0.458	0.019	157.7	9:12:00
9 17 K.Bachler(AUT)/S.De Silvestro(CHE)	KÜS TEAM75 Bernhard(DEU)	Porsche 911 GT3 R	8	1:23.837	0.597	0.139	157.4	9:09:58
10 47 I.Dontje(NLD)/M.Götz(DEU)	MANN-FILTER Team HTP-WINWARD(L	Mercedes-AMG GT3 EVO	9	1:23.864	0.624	0.027	157.4	9:10:48
11 21 H.Still(DEU)/J.Eriksson(SWE)	Team Zakspeed BKK Mobil Oil Racing(D	Mercedes-AMG GT3 EVO	8	1:24.024	0.784	0.160	157.1	8:59:13
12 29 K.Schramm(DEU)(J)/C.Mies(DEU)	Montaplastby Land Motorsport(DEU)	Audi R8 LMS GT3	7	1:24.034	0.794	0.010	157.0	9:10:58
13 8 D.Marschall(DEU)(J)/C.Schreiner(DEU)(J)	RUTRONIK-RACING(DEU)	Audi R8 LMS GT3	10	1:24.041	0.801	0.007	157.0	9:21:14
14 82 S.Schothorst(NLD)/T.Zimmermann(DEU)(J)	GRT GRASSERRACING TEAM(AUT)	Lamborghini Huracan GT3 E	6	1:24.107	0.867	0.066	156.9	9:10:25
15 32 C.Weerts(BEL)(J)/D.Vanthoor(BEL)	TEAM WRT(BEL)	Audi R8 LMS GT3	5	1:24.127	0.887	0.020	156.9	9:10:50
16 36 M.Dienst(DEU)(J)/P.Frommenwiler(CHE)	DLV-Team Schuetz Motorsport(DEU)	Mercedes-AMG GT3	6	1:24.171	0.931	0.044	156.8	9:12:03
17 77 M.Pommer(DEU)/J.Schmidt(CHE)	Callaway Competition(DEU)	Corvette C7 GT3-R	6	1:24.197	0.957	0.026	156.7	9:01:41
18 18 J.Fittje(DEU)(J)/D.Jahn(DEU)	KÜS TEAM75 Bernhard(DEU)	Porsche 911 GT3 R	11	1:24.234	0.994	0.037	156.7	9:12:10
19 20 M.Wischofer(AUT)(J)/D.Boccolacci(FRA)	Team Zakspeed BKK Mobil Oil Racing(D	Mercedes-AMG GT3 EVO	11	1:24.237	0.997	0.003	156.7	9:20:57
20 63 F.Perera(FRA)/A.Costa Balboa(ESP)	GRT GRASSERRACING TEAM(AUT)	Lamborghini Huracan GT3 E	7	1:24.276	1.036	0.039	156.6	9:09:56
21 30 R.Ineichen(CHE)(T)/M.Bortolotti(ITA)	TEAM WRT(BEL)	Audi R8 LMS GT3	6	1:24.446	1.206	0.170	156.3	9:11:13
22 10 H.Skoog(SWE)(J)/N.Yelloly(GBR)	Schubert Motorsport(DEU)	BMW M6 GT3	8	1:24.519	1.279	0.073	156.1	9:11:37
23 71 N.Langeveld(NLD)/M.Paul(DEU)(J)	T3-HRT-Motorsport(DEU)	Audi R8 LMS GT3	6	1:24.530	1.290	0.011	156.1	9:09:16
24 33 F.Salaquarda(CZE)(T)/F.Stippler(DEU)	Team ISR(CZE)	Audi R8 LMS GT3	6	1:24.555	1.315	0.025	156.1	9:10:57
25 9 A.Read(AUS)(J)/J.Eriksson(SWE)	Schubert Motorsport(DEU)	BMW M6 GT3	6	1:24.614	1.374	0.059	156.0	9:08:27
26 11 E.Erhart(DEU)(T)/P.Kaffer(DEU)	EFP Car Collection by TECE(DEU)	Audi R8 LMS GT3	6	1:24.741	1.501	0.127	155.7	9:10:29
27 3 N.Rogivue(CHE)(J)/M.Hackländer(DEU)	Aust Motorsport(DEU)	Audi R8 LMS GT3	7	1:24.775	1.535	0.034	155.7	9:11:58
28 19 N.Lagrange(BEL)/C.Schmid(AUT)	GRT GRASSERRACING TEAM(AUT)	Lamborghini Huracan GT3 E	6	1:24.816	1.576	0.041	155.6	9:08:03
29 72 C.Schöll(AUT)(J)/J.Pepper(ZAF)	T3-HRT-Motorsport(DEU)	Bentley Continental GT3	9	1:25.167	1.927	0.351	155.0	9:10:40
30 4 H.von Danwitz(DEU)(J)/R.Frey(CHE)	Aust Motorsport(DEU)	Audi R8 LMS GT3	8	1:25.759	2.519	0.592	153.9	9:11:21

Following race director decision cancellation of the relevant lap time for car no. 21, 11, 32, 19, 7, 3, 63, 77

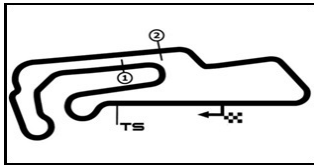
Subject to final scrutineering!

Publication time:	Clerk of the Course: Ralph Bohnhorst	Timekeeper: Steffen Ruhl
-------------------	--------------------------------------	--------------------------

ver: 1.0

www.adac.de/motorsport

Page 1 / 1 printed: 7.11.2020 9:23



ADAC GT Masters

Sector List Qualifying 1



Provisional

Motorsportarena Oschersleben, Length: 3667m

Air temperature: 6.94°C

Track temperature: 7.7°C

Weather condition: Dry

DMSB Reg. Nr.: R-11194/20

Saturday, November 7, 2020 8:45:00

Lap Id	Time	SE1	SP1	SE2	SP2	SE3	SP3	TSP	Lap Id	Time	SE1	SP1	SE2	SP2	SE3	SP3	TSP		
3 Rogivue, CHE(#1) / Hackländer, DEU(#2)									theoretical besttime: 1:24.775										
1	1	11:39.367	10:11.006	77	52.282	126	36.079	143	7	4	1:25.608	31.018	190	29.825	221	24.765	196	240	
2	1	2:21.108	45.486	135	42.064	137	53.558	49	138	7	1	1:24.775	30.835	191	29.473	221	24.467	197	240
3	1	5:34.040	4:23.311	155	37.870	161	32.859	161	8	1	2:37.752	39.577	78	59.203	78	58.972	58	240	
4	1	1:35.196	35.311	185	33.014	218	26.871	195	210	9	1	5:40.444	4:32.168	188	32.128	181	36.148	197	238
5	1	1:31.135	33.115	125	32.115	220	25.905	197	238	10									
6	1	1:26.300	31.227	191	30.017	222	25.056	197	240										

4 von Danwitz, DEU(#1) / Frey, CHE(#2)									theoretical besttime: 1:25.683										
1	1	11:37.369	10:07.214	81	53.917	111	36.238	100	7	1	1:28.864	33.241	190	30.416	221	25.207	198	240	
2	1	2:21.734	44.819	101	42.006	126	54.909	46	123	8	1	1:25.759	31.100	190	29.921	221	24.738	197	241
3	1	4:58.879	3:56.790	181	34.557	214	27.532	194	9	1	2:06.731	31.024	190	33.543	79	1:02.164	58	240	
4	1	1:34.250	32.965	190	33.377	160	27.908	195	236	10	1	6:50.750	5:42.586	185	32.248	219	35.916	197	240
5	1	1:27.843	31.870	189	30.605	220	25.368	198	240	11	1	1:49.885	31.548	191	30.186	221	48.151	44	238
6	1	1:26.441	31.336	191	30.313	221	24.792	197	241										

7 Renauer, DEU(#1) / Asch, DEU(#2)									theoretical besttime: 1:23.645										
1	1	6:21.809	5:03.602	129	45.208	166	32.999	175	7	1	1:26.952	32.329	195	30.108	223	24.515	201	243	
2	1	2:09.086	41.118	172	39.070	161	48.898	52	189	8	4	1:23.757	30.547	196	29.174	225	24.036	201	243
3	1	9:32.168	8:29.251	186	34.828	210	28.089	196	8	1	1:23.645	30.254	197	29.206	224	24.185	200	243	
4	1	1:31.308	32.885	191	31.755	219	26.668	199	233	9	1	2:25.650	31.272	186	56.208	79	58.170	59	243
5	1	1:29.425	32.557	193	31.595	221	25.273	200	235	10	1	5:51.085	4:51.767	188	32.329	220	26.989	201	243
6	1	1:27.099	31.771	193	30.360	220	24.968	202	241	11	1	1:58.335	32.808	159	33.180	196	52.347	43	243

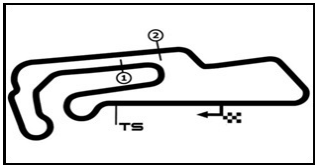
8 Marschall, DEU(#1) / Schreiner, DEU(#2)									theoretical besttime: 1:23.762										
1	1	7:54.186	6:42.333	132	40.420	170	31.433	173	6	1	1:26.978	31.203	188	30.542	222	25.233	197	241	
2	1	1:59.501	37.541	155	35.760	187	46.200	59	191	7	1	1:24.387	30.580	189	29.271	223	24.536	198	240
3	1	10:26.837	9:23.224	176	35.955	193	27.658	191	8	1	1:56.774	30.327	190	29.993	177	56.454	59	241	
4	1	1:31.554	33.033	188	32.092	182	26.429	196	228	9	1	6:40.627	5:44.980	183	30.524	216	25.123	198	241
5	1	1:29.077	31.934	187	31.112	210	26.031	197	237	10	1	1:24.041	30.603	191	29.274	221	24.164	197	241

9 Read, AUS(#1) / Eriksson, SWE(#2)									theoretical besttime: 1:24.614										
1	1	12:02.944	10:52.706	122	40.168	172	30.070	160	7	1	1:26.814	31.293	194	29.927	230	25.594	202	245	
2	1	1:58.520	36.832	149	34.985	178	46.703	49	182	8	1	1:41.432	43.050	164	30.766	226	27.616	204	244
3	1	5:05.553	4:07.364	190	32.640	223	25.549	200	9	1	2:23.820	30.777	192	52.696	73	1:00.347	59	247	
4	1	1:30.116	31.227	192	29.856	228	29.033	203	243	10	1	6:23.626	5:18.893	193	33.098	211	31.635	201	245
5	1	1:25.622	31.139	195	29.913	228	24.570	202	244	11	1	1:47.188	31.119	195	29.865	227	46.204	42	245
6	1	1:24.614	30.664	195	29.382	228	24.568	202	244										

10 Skoog, SWE(#1) / Yelloly, GBR(#2)									theoretical besttime: 1:24.413										
1	1	9:31.178	8:19.983	122	40.200	172	30.995	182	7	1	1:48.083	43.184	63	35.210	160	29.689	201	198	
2	1	2:03.965	38.967	170	37.719	130	47.279	53	175	8	1	1:24.519	30.722	193	29.351	224	24.446	201	243
3	1	7:20.846	6:19.233	170	34.019	175	27.594	191	9	1	2:35.563	43.011	168	53.882	77	58.670	59	246	
4	1	1:34.087	33.241	174	31.833	218	29.013	200	237	10	1	5:41.033	4:43.695	188	30.548	219	26.790	201	244
5	1	1:28.962	31.177	189	29.683	227	28.102	201	242	11	1	1:24.788	30.819	193	29.362	225	24.607	194	244
6	1	1:25.034	30.616	194	29.351	226	25.067	201	244										

11 Erhart, DEU(#1) / Kaffer, DEU(#2)									theoretical besttime: 1:24.710										
1	1	16:20.479	15:03.263	144	44.423	121	32.793	144	6	1	1:24.741	30.727	192	29.476	223	24.538	197	240	
2	1	1:44.877	39.344	180	34.979	204	30.554	191	180	7	1	1:24.755	30.708	192	29.521	223	24.526	197	240
3	1	1:34.766	34.258	186	32.929	212	27.579	193	213	8	1	2:37.242	38.912	78	59.171	78	59.159	57	241
4	1	1:30.916	33.101	188	31.509	221	26.306	195	233	9	1	5:07.041	4:10.370	185	31.269	218	25.402	197	240
5	4	1:27.134	31.832	189	30.169	222	25.133	198	236	10	1	1:45.284	30.929	191	29.839	222	44.516	57	240
5	1	1:25.767	31.155	192	29.908	223	24.704	197	240										





ADAC GT Masters

Sector List Qualifying 1



Provisional

Motorsportarena Oschersleben, Length: 3667m

Air temperature: 6.94°C

Track temperature: 7.7°C

Weather condition: Dry

DMSB Reg. Nr.: R-11194/20

Saturday, November 7, 2020 8:45:00

Lap	Id	Time	SE1	SP1	SE2	SP2	SE3	SP3	TSP	Lap	Id	Time	SE1	SP1	SE2	SP2	SE3	SP3	TSP
17 Bachler, AUT(#1) / De Silvestro, CHE(#2)										theoretical besttime: 1:23.400									
1	1	2:53.045	1:28.572	90	48.426	105	36.047	130		7	1	1:26.535	30.755	195	29.341	222	26.439	201	242
2	1	2:11.860	43.342	176	39.810	166	48.708	57	106	8	1	1:23.837	30.622	194	29.052	223	24.163	201	242
3	1	12:33.583	11:25.033	105	37.116	134	31.434	150		9	1	1:28.389	30.185	196	29.494	224	28.710	201	242
4	1	1:32.512	34.532	191	31.953	220	26.027	195	208	10	1	2:09.324	30.374	193	40.900	79	58.050	58	241
5	1	1:29.553	32.202	194	30.502	218	26.849	200	236	11	1	6:33.897	5:31.103	192	31.232	218	31.562	200	
6	1	1:27.132	31.172	193	30.205	221	25.755	201	241	12	1	1:25.321	30.707	196	29.476	223	25.138	198	241

18 Fittje, DEU(#1) / Jahn, DEU(#2)										theoretical besttime: 1:24.233									
1	1	2:33.011	1:15.567	111	43.971	157	33.473	150		8	1	1:29.661	30.721	194	30.566	222	28.374	199	241
2	1	2:12.327	43.430	128	39.749	170	49.148	57	146	9	1	1:25.080	30.623	193	29.336	223	25.121	200	240
3	1	10:14.312	9:06.026	118	38.504	160	29.782	194		10	1	1:29.867	34.657	186	30.326	222	24.884	199	240
4	1	1:40.237	37.077	187	35.110	162	28.050	194	185	11	1	1:24.234	30.420	193	29.337	222	24.477	198	240
5	1	1:38.688	35.815	188	34.103	208	28.770	196	183	12	1	2:51.897	46.420	79	1:03.093	73	1:02.384	55	241
6	1	1:32.263	33.380	191	31.456	170	27.427	197	215	13	1	5:11.531	4:06.257	189	32.081	201	33.193	198	
7	1	1:29.791	31.672	192	31.528	183	26.591	199	237	14	1	1:49.388	31.097	193	29.603	221	48.688	41	240

19 Lagrange, BEL(#1) / Schmid, AUT(#2)										theoretical besttime: 1:24.622									
1	1	3:09.275	1:30.602	103	47.375	136	51.298	57		7	4	4:24.537	30.616	189	29.494	223	24.427	199	238
2	1	13:55.105	12:48.424	158	37.531	175	29.150	187		7	1	1:25.555	31.107	191	29.525	223	24.923	194	241
3	1	1:33.366	33.841	184	32.769	215	26.756	191	220	8	1	1:29.223	30.483	191	30.189	193	28.551	88	238
4	1	1:30.914	33.065	184	31.085	218	26.764	197	230	9	1	2:59.240	1:01.205	78	59.199	78	58.836	58	78
5	1	1:29.406	30.884	191	29.657	222	28.865	198	238	10	1	5:05.847	4:01.202	187	32.475	181	32.170	197	
6	1	1:24.816	30.587	192	29.615	222	24.614	198	239	11	1	1:45.767	31.163	190	30.900	219	43.704	58	240

20 Wishofer, AUT(#1) / Boccolacci, FRA(#2)										theoretical besttime: 1:24.143									
1	1	8:02.498	6:11.993	62	55.311	106	55.194	59		7	1	1:24.263	30.468	190	29.452	221	24.343	197	240
2	1	10:12.886	9:03.373	141	38.536	148	30.977	177		8	1	1:25.215	30.742	191	29.801	222	24.672	198	240
3	1	1:33.031	34.653	186	32.058	201	26.320	191	194	9	1	2:50.915	45.249	80	1:03.119	71	1:02.547	51	240
4	1	1:29.812	32.409	178	31.632	196	25.771	193	219	10	1	4:30.848	3:35.768	187	30.536	217	24.544	198	
5	1	1:35.550	31.398	187	32.806	84	31.346	199	224	11	1	1:24.237	30.519	192	29.422	220	24.296	194	238
6	1	1:28.026	30.534	192	29.379	221	28.113	198	240										

21 Still, DEU(#1) / Eriksson, SWE(#2)										theoretical besttime: 1:23.963									
1	1	2:17.142	59.653	135	43.998	127	33.491	177		5	1	1:24.709	30.856	190	29.513	221	24.340	197	237
2	1	1:47.930	40.232	140	38.041	195	29.657	191	184	6	1	1:24.032	30.507	192	29.373	220	24.152	196	238
3	1	1:36.409	34.316	187	35.361	215	26.732	196	207	7	1	1:24.258	30.508	192	29.339	220	24.411	197	237
4	1	1:29.040	32.542	189	31.199	217	25.299	197	237	8	1	1:24.024	30.516	191	29.304	221	24.204	197	238
5	1	1:25.623	31.050	192	29.904	219	24.669	196	238	9	1	1:42.145	30.642	190	29.332	221	42.171	59	238

22 Stolz, DEU(#1) / Engel, DEU(#2)										theoretical besttime: 1:23.584									
1	1	4:04.027	2:17.151	111	49.671	87	57.205	54		6	1	1:24.031	30.585	193	29.285	222	24.161	198	238
2	1	13:38.570	12:33.704	158	36.144	208	28.722	189		7	1	1:23.584	30.303	193	29.165	222	24.116	198	239
3	1	1:33.133	34.410	188	32.310	219	26.413	194	228	8	1	1:32.343	30.655	192	31.485	217	30.203	198	239
4	1	1:30.714	32.638	191	30.997	219	27.079	196	236	9	1	2:27.172	30.477	192	55.951	71	1:00.744	59	238
5	1	1:26.992	31.635	191	30.406	220	24.951	198	238	10	1	6:44.323	5:20.748	189	31.352	219	52.223	59	

26 Feller, CHE(#1) / Mücke, DEU(#2)										theoretical besttime: 1:23.560									
1	1	17:51.545	16:43.108	145	38.062	168	30.375	163		6	1	1:23.910	30.545	190	29.056	224	24.309	198	241
2	1	1:47.322	39.219	147	37.517	93	30.586	186	186	7	1	1:23.698	30.406	190	29.194	223	24.098	197	241
3	1	1:37.634	39.499	165	31.641	216	26.494	197	227	8	1	2:40.124	42.660	79	58.863	78	58.601	58	241
4	1	1:28.178	31.373	191	29.916	222	26.889	198	241	9	1	5:15.817	4:16.676	188	30.875	193	28.266	198	
5	1	1:27.737	30.652	193	29.234	222	27.851	198	241	10	1	1:42.554	31.178	193	29.195	223	42.181	58	241

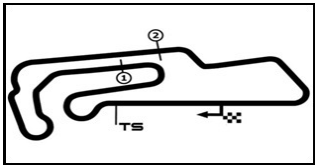
28 Hofer, AUT(#1) / Haase, DEU(#2)										theoretical besttime: 1:23.399									
1	1	2:26.141	1:08.130	131	45.814	152	32.197	114		6	1	1:24.095	30.649	190	29.305	221	24.141	195	238
2	1	1:41.391	40.160	183	34.124	214	27.107	191	173	7	1	1:24.018	30.384	190	29.209	221	24.425	197	239
3	1	1:39.192	32.820	186	34.696	215	31.676	193	232	8	1	1:23.523	30.291	191	29.210	222	24.022	196	239
4	1	1:32.341	31.659	190	34.801	140	25.881	196	236	9	1	1:23.446	30.338	191	29.119	223	23.989	196	238

ver: 1.0

www.adac.de/motorsport

Page 2 / 4 printed: 7.11.2020 9:24





ADAC GT Masters

Sector List Qualifying 1



Provisional

Motorsportarena Oschersleben, Length: 3667m

Air temperature: 6.94°C

Track temperature: 7.7°C

Weather condition: Dry

DMSB Reg. Nr.: R-11194/20

Saturday, November 7, 2020 8:45:00

Lap	Id	Time	SE1	SP1	SE2	SP2	SE3	SP3	TSP	Lap	Id	Time	SE1	SP1	SE2	SP2	SE3	SP3	TSP
5	1	1:25.312	31.034	190	29.841	220	24.437	196	238	10	1	1:47.076	30.405	191	31.411	171	45.260	58	239

29 Schramm, DEU(#1) / Mies, DEU(#2)

theoretical besttime: 1:23.831

1	1	3:01.416	1:20.709	92	48.214	105	52.493	58		6	1	1:24.737	30.806	190	29.528	221	24.403	194	238
2	1	15:28.477	14:21.618	116	38.060	157	28.799	186		7	1	1:24.034	30.648	188	29.277	222	24.109	197	237
3	1	1:36.825	36.326	183	33.658	177	26.841	192	160	8	1	1:47.813	30.445	191	31.800	200	45.568	58	241
4	1	1:33.360	34.097	184	31.524	216	27.739	194	225	9	1	7:48.927	6:43.666	182	31.979	215	33.282	196	
5	1	1:28.960	31.638	190	30.091	218	27.231	197	236	10	1	1:54.857	39.784	186	32.075	218	42.998	58	238

30 Ineichen, CHE(#1) / Bortolotti, ITA(#2)

theoretical besttime: 1:24.197

1	1	18:50.204	17:39.785	150	39.207	197	31.212	183		6	1	1:24.446	30.771	191	29.293	223	24.382	198	241
2	1	1:36.455	36.089	182	33.510	216	26.856	192	197	7	1	1:58.974	30.522	192	29.454	178	58.998	56	240
3	1	1:30.308	32.648	188	31.350	219	26.310	196	235	8	1	6:50.584	5:51.541	185	32.058	218	26.985	198	
4	1	1:26.796	31.754	186	30.012	221	25.030	197	238	9	1	1:49.604	31.878	190	31.284	174	46.442	53	240
5	1	1:25.086	30.989	192	29.481	222	24.616	198	240										

31 Niederhauser, CHE(#1) / van der Linde, ZAF(#2)

theoretical besttime: 1:23.508

1	1	8:08.683	6:53.015	171	43.480	98	32.188	185		6	1	1:23.941	30.563	189	29.194	222	24.184	198	240
2	1	2:06.746	38.918	179	39.255	188	48.573	59	197	7	1	1:23.565	30.312	192	29.028	222	24.225	197	240
3	1	9:56.736	8:52.503	176	34.344	194	29.889	187		8	1	1:48.644	30.296	191	29.097	222	49.251	50	240
4	1	1:31.625	33.629	183	31.836	214	26.160	193	230	9	1	6:56.925	5:59.829	183	30.231	213	26.865	197	
5	1	1:31.370	32.419	188	30.349	214	28.602	198	234	10	1	2:15.780	56.992	185	32.148	219	46.640	47	240

32 Weerts, BEL(#1) / Vanthoor, BEL(#2)

theoretical besttime: 1:23.949

1	1	18:23.353	17:16.713	157	37.227	175	29.413	177		5	1	1:24.127	30.692	190	29.224	222	24.211	195	238
2	1	1:35.234	34.648	175	33.691	195	26.895	192	201	6	1	1:28.988	30.514	190	30.052	179	28.422	143	237
3	1	1:32.428	31.699	185	30.597	198	30.132	194	234	7	1	2:55.672	58.644	78	58.633	78	58.395	59	79
4	1	1:24.506	30.807	190	29.397	221	24.302	196	238	8	1	4:45.402	3:44.738	181	31.525	193	29.139	197	
5	1	1:30.690	30.607	190	31.153	197	28.930	196	240	9	1	1:47.675	32.395	188	31.038	182	44.242	59	238

33 Salaquarda, CZE(#1) / Stippler, DEU(#2)

theoretical besttime: 1:24.370

1	1	18:15.692	17:00.270	139	42.085	175	33.337	162		6	1	1:24.555	30.690	191	29.540	222	24.325	198	241
2	1	1:46.511	40.482	182	37.721	165	28.308	192	156	7	1	1:57.306	30.505	193	33.363	157	53.438	45	241
3	1	1:33.355	32.966	187	31.711	219	28.678	194	235	8	1	7:23.904	6:14.547	187	32.111	182	37.246	198	
4	1	1:30.771	32.191	191	32.060	218	26.520	198	236	9	1	1:49.018	31.145	192	30.460	219	47.413	46	240
5	1	1:25.524	31.015	191	29.909	222	24.600	198	241										

36 Dienst, DEU(#1) / Frommenwiler, CHE(#2)

theoretical besttime: 1:24.171

1	1	19:30.868	18:20.432	140	39.648	147	30.788	156		6	1	1:24.171	30.515	191	29.244	221	24.412	197	238
2	1	1:41.043	38.213	182	33.602	188	29.228	170	153	7	1	2:46.571	44.840	74	1:01.661	74	1:00.070	56	238
3	1	1:34.857	34.262	187	32.106	190	28.489	196	183	8	1	5:15.300	4:15.101	188	31.838	216	28.361	197	
4	1	1:26.699	31.408	191	30.205	220	25.086	196	236	9	1	1:28.283	31.218	191	30.997	219	26.068	197	237
5	1	1:25.085	30.795	192	29.601	221	24.689	197	237										

47 Dontje, NLD(#1) / Götz, DEU(#2)

theoretical besttime: 1:23.793

1	1	2:55.329	1:32.431	104	47.650	133	35.248	133		8	1	1:24.239	30.564	191	29.270	222	24.405	199	238
2	1	2:11.218	42.622	140	40.234	136	48.362	52	139	9	1	1:23.864	30.506	190	29.189	222	24.169	197	240
3	1	11:41.383	10:33.302	148	38.316	151	29.765	181		10	1	1:26.688	30.435	192	29.443	221	26.810	197	238
4	1	1:38.224	35.474	177	34.542	180	28.208	188	189	11	1	2:49.551	52.094	79	58.081	79	59.376	44	91
5	1	1:37.781	36.585	165	34.070	165	27.126	194	181	12	1	5:17.808	4:09.467	185	32.426	216	35.915	197	
6	1	1:30.316	32.242	190	31.083	219	26.991	198	232	13	1	1:49.846	31.494	190	31.022	183	47.330	41	237
7	1	1:25.311	31.035	192	29.657	220	24.619	197	238										

48 Ellis, GBR(#1) / Marciello, ITA(#2)

theoretical besttime: 1:23.394

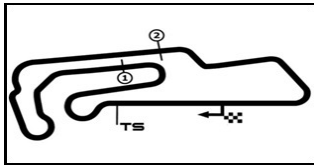
1	1	3:43.155	2:01.919	75	59.212	92	42.024	117		7	1	1:31.666	31.976	180	30.779	213	28.911	198	227
2	1	2:38.605	52.471	101	50.743	123	55.391	50	116	8	1	1:25.968	31.380	190	29.978	218	24.610	197	238
3	1	10:10.169	9:02.747	146	36.845	184	30.577	163		9	1	1:23.650	30.535	191	29.081	221	24.034	197	238
4	1	1:52.128	39.246	99	41.471	137	31.411	146	181	10	1	1:54.022	30.279	192	30.211	215	53.532	57	238
5	1	1:51.474	45.202	155	36.444	187	29.828	182	123	11	1	7:24.419	6:20.559	188	32.596	173	31.264	198	

ver: 1.0

www.adac.de/motorsport

Page 3 / 4 printed: 7.11.2020 9:24





ADAC GT Masters

Sector List Qualifying 1

Provisional



Motorsportarena Oschersleben, Length: 3667m

Air temperature: 6.94°C

Track temperature: 7.7°C

Weather condition: Dry

DMSB Reg. Nr.: R-11194/20

Saturday, November 7, 2020 8:45:00

Lap	Id	Time	SE1	SP1	SE2	SP2	SE3	SP3	TSP	Lap	Id	Time	SE1	SP1	SE2	SP2	SE3	SP3	TSP
6	1	1:30.688	32.895	187	32.104	190	25.689	187	226	12	1	1:58.426	34.053	182	37.585	163	46.788	58	238

63 Perera, FRA(#1) / Costa Balboa, ESP(#2)

theoretical besttime: 1:24.178

1	1	3:31.621	1:51.801	72	1:01.227	98	38.593	139		7	1	1:24.276	30.641	193	29.271	224	24.364	199	242
2	1	2:20.243	43.200	119	43.566	121	53.477	58	141	8	1	1:32.197	30.595	193	33.712	190	27.890	199	243
3	1	13:05.556	12:03.492	182	34.500	215	27.564	194		9	1	2:12.930	30.543	193	43.082	78	59.305	58	241
4	1	1:34.188	33.025	184	33.269	159	27.894	196	233	10	1	6:30.287	5:24.262	189	33.043	145	32.982	198	
5	1	1:34.263	33.942	97	33.481	163	26.840	198	239	11	4	1:24.883	30.980	194	29.393	223	24.510	198	241
6	1	1:26.045	31.281	191	29.962	222	24.802	199	241	11			37.766	162	33.921	206			242

71 Langeveld, NLD(#1) / Paul, DEU(#2)

theoretical besttime: 1:24.071

1	1	16:29.171	15:13.570	136	42.032	118	33.569	141		7	1	1:26.364	30.696	191	29.038	225	26.630	198	240
2	1	1:48.431	39.025	159	38.266	148	31.140	188	178	8	1	1:25.987	30.518	191	29.997	217	25.472	198	240
3	1	1:39.693	35.734	163	32.779	162	31.180	194	216	9	1	2:51.448	45.721	77	1:03.598	75	1:02.129	55	240
4	1	1:28.083	31.755	189	30.377	218	25.951	196	238	10	1	5:07.948	4:05.039	186	32.430	201	30.479	196	
5	1	1:26.485	30.961	190	29.712	222	25.812	198	238	11	1	1:50.658	31.071	191	29.717	222	49.870	45	237
6	1	1:24.530	30.645	191	29.370	222	24.515	194	239										

72 Schöll, AUT(#1) / Pepper, ZAF(#2)

theoretical besttime: 1:25.122

1	1	6:40.981	5:29.174	148	40.484	150	31.323	130		8	1	1:27.267	31.265	192	29.967	222	26.035	196	238
2	1	2:03.467	39.751	150	37.172	147	46.544	59	142	9	1	1:25.167	30.857	191	29.672	223	24.638	197	238
3	1	7:48.594	6:41.329	152	37.563	161	29.702	161		10	1	1:25.388	31.058	191	29.627	222	24.703	197	239
4	1	1:45.406	37.851	147	36.750	150	30.805	162	180	11	1	2:48.499	45.117	79	1:02.378	76	1:01.004	59	238
5	1	1:36.498	35.873	188	31.419	220	29.206	195	161	12	1	5:11.699	4:10.955	189	31.917	218	28.827	197	
6	1	1:26.643	31.419	191	30.094	222	25.130	196	237	13	1	1:48.139	31.624	191	30.399	221	46.116	53	239
7	1	1:25.926	31.067	190	29.850	224	25.009	194	238										

77 Pommer, DEU(#1) / Schmidt, CHE(#2)

theoretical besttime: 1:24.193

1	1	3:32.564	2:04.711	107	51.901	98	35.952	142		8	1	3:19.960	2:18.294	74	33.358	219	28.308	201	
2	1	2:27.994	46.630	160	41.311	116	1:00.053	44	163	9	1	1:30.359	30.893	197	29.658	224	29.808	200	244
3	1	6:18.772	5:16.510	174	34.128	167	28.134	187		10	1	1:24.486	30.647	197	29.383	229	24.456	202	243
4	1	1:32.775	33.852	170	31.647	188	27.276	200	203	11	1	1:24.236	30.431	195	29.384	225	24.421	201	244
5	1	1:24.659	30.764	194	29.412	223	24.483	200	242	12	1	1:55.933	30.544	195	31.473	161	53.916	54	243
6	1	1:24.197	30.414	195	29.358	229	24.425	200	241	13	1	7:32.073	6:27.261	193	30.099	216	34.713	201	
7	1	1:48.891	30.438	197	33.573	208	44.880	58	242	14	4	1:45.183	30.740	196	29.582	224	44.861	57	242

82 Schothorst, NLD(#1) / Zimmermann, DEU(#2)

theoretical besttime: 1:23.693

1	1	2:54.734	1:14.161	122	46.823	153	53.750	58		5	1	1:26.522	31.069	191	29.600	218	25.853	199	239
2	1	16:34.011	15:28.017	157	37.120	193	28.874	189		6	1	1:24.107	30.651	187	29.213	221	24.243	199	240
3	1	1:33.683	34.291	183	32.343	216	27.049	184	227	7	1	7:37.771	30.237	191	6:08.550	77	58.984	58	242
4	1	1:32.197	34.137	161	31.442	216	26.618	198	201										

92 Ammermüller, DEU(#1) / Engelhart, DEU(#2)

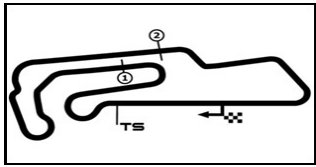
theoretical besttime: 1:23.218

1	1	2:28.484	1:13.509	150	41.995	126	32.980	95		7	1	1:24.086	30.584	193	29.195	223	24.307	200	241
2	1	2:03.860	41.132	183	36.144	197	46.584	57	132	8	1	1:23.516	30.270	194	29.100	221	24.146	199	242
3	1	13:11.013	12:08.876	179	34.336	203	27.801	194		9	1	1:23.240	30.135	194	28.937	224	24.168	199	241
4	1	1:35.111	34.003	190	33.504	175	27.604	197	200	10	1	2:16.967	30.201	194	44.754	73	1:02.012	54	241
5	1	1:30.822	32.986	189	31.931	192	25.905	198	233	11	1	6:44.614	5:36.672	188	32.704	178	35.238	200	
6	1	1:29.556	32.107	189	31.451	201	25.998	199	219	12	1	2:06.519	34.832	129	40.642	154	51.045	56	240

99 Renauer, DEU(#1) / Jaminet, FRA(#2)

theoretical besttime: 1:23.471

1	1	5:54.873	4:31.352	106	45.671	119	37.850	139		7	1	1:24.196	30.620	195	29.307	223	24.269	200	241
2	1	2:14.197	44.732	137	40.930	135	48.535	59	160	8	1	1:23.715	30.471	195	29.215	223	24.029	199	241
3	1	9:51.987	8:48.949	154	35.384	216	27.654	193		9	1	1:23.679	30.368	195	29.074	224	24.237	198	241
4	1	1:31.983	32.995	191	32.275	220	26.713	196	235	10	1	2:21.224	31.999	191	50.823	79	58.402	59	241
5	1	1:29.276	32.763	194	30.732	222	25.781	194	233	11	1	5:56.779	4:56.976	193	30.784	220	29.019	200	
6	1	1:26.446	31.415	193	30.397	220	24.634	200	238	12	1	1:48.689	33.415	190	31.705	167	43.569	59	241



ADAC GT Masters

Top speed list Qualifying 1

Provisional



Motorsportarena Oschersleben, Length: 3667m

Air temperature: 6.94°C

Track temperature: 7.7°C

Weather condition: Dry

DMSB Reg. Nr.: R-11194/20

Saturday, November 7, 2020 8:45:00

#	Name (NAT)	Team	Car name	Speed	Lap	Race time
9	Aidan Read (AUS)	Schubert Motorsport (DEU)	BMW M6 GT3	247.70	9	26:40.381
10	Henric Skoog (SWE)	Schubert Motorsport (DEU)	BMW M6 GT3	246.57	9	26:41.487
77	Markus Pommer (DEU)	Callaway Competition (DEU)	Corvette C7 GT3-R	244.89	9	21:54.651
7	Alfred Renauer (DEU)	Precote Herberth Motorsport (DEU)	Porsche 911 GT3 R	243.24	7	22:35.724
63	Franck Perera (FRA)	GRT GRASSER RACING TEAM (AUT)	Lamborghini Huracan GT3 EVO	243.24	8	25:01.052
92	Michael Ammermüller (DEU)	SSR Performance (DEU)	Porsche 911 GT3 R	242.69	8	23:47.797
82	Steijn Schothorst (NLD)	GRT GRASSER RACING TEAM (AUT)	Lamborghini Huracan GT3 EVO	242.69	7	25:30.147
17	Klaus Bachler (AUT)	KÜS TEAM75 Bernhard (DEU)	Porsche 911 GT3 R	242.15	7	22:12.542
26	Ricardo Feller (CHE)	BWT Mücke Motorsport (DEU)	Audi R8 LMS GT3	241.61	4	21:21.400
99	Robert Renauer (DEU)	Precote Herberth Motorsport (DEU)	Porsche 911 GT3 R	241.61	7	22:33.635
4	Hendrik von Danwitz (DEU)	Aust Motorsport (DEU)	Audi R8 LMS GT3	241.61	8	25:00.275
8	Dennis Marschall (DEU)	RUTRONIK-RACING (DEU)	Audi R8 LMS GT3	241.61	8	26:17.410
18	Jannes Fittje (DEU)	KÜS TEAM75 Bernhard (DEU)	Porsche 911 GT3 R	241.07	8	21:25.510
33	Filip Salaquarda (CZE)	Team ISR (CZE)	Audi R8 LMS GT3	241.07	5	23:11.215
19	Niels Lagrange (BEL)	GRT GRASSER RACING TEAM (AUT)	Lamborghini Huracan GT3 EVO	241.07	7	24:32.293
30	Rolf Ineichen (CHE)	TEAM WRT (BEL)	Audi R8 LMS GT3	241.07	6	24:53.739
29	Kim-Luis Schramm (DEU)	Montaplast by Land Motorsport (DEU)	Audi R8 LMS GT3	241.07	8	26:02.726
11	Elia Erhart (DEU)	EFP Car Collection by TECE (DEU)	Audi R8 LMS GT3	241.07	8	26:58.336
20	Mick Wishofer (AUT)	Team Zakspeed BKK Mobil Oil Racing (DEU)	Mercedes-AMG GT3 EVO	240.53	6	22:58.670
31	Patric Niederhauser (CHE)	RUTRONIK-RACING (DEU)	Audi R8 LMS GT3	240.53	7	24:44.000
3	Nikolaj Rogivue (CHE)	Aust Motorsport (DEU)	Audi R8 LMS GT3	240.53	7	25:37.674
71	Niels Langeveld (NLD)	T3-HRT-Motorsport (DEU)	Audi R8 LMS GT3	240.53	8	25:47.661
47	Indy Dontje (NLD)	MANN-FILTER Team HTP-WINWARD (DEU)	Mercedes-AMG GT3 EVO	240.00	9	24:28.696
28	Max Hofer (AUT)	Montaplast by Land Motorsport (DEU)	Audi R8 LMS GT3	239.46	7	10:13.412
22	Luca Stolz (DEU)	Toksport WRT (DEU)	Mercedes-AMG GT3 EVO	239.46	7	23:42.366
72	Constantin Schöll (AUT)	T3-HRT-Motorsport (DEU)	Bentley Continental GT3	239.46	10	25:44.862
32	Charles Weerts (BEL)	TEAM WRT (BEL)	Audi R8 LMS GT3	238.93	4	21:35.982
48	Philip Ellis (GBR)	KNAUS Team HTP-WINWARD (DEU)	Mercedes-AMG GT3 EVO	238.93	10	26:12.424
21	Hendrik Still (DEU)	Team Zakspeed BKK Mobil Oil Racing (DEU)	Mercedes-AMG GT3 EVO	238.41	6	10:05.778
36	Marvin Dienst (DEU)	DLV-Team Schuetz Motorsport (DEU)	Mercedes-AMG GT3	238.41	6	25:43.478