



Circuito de Barcelona
Porsche Carrera Cup France
Race - 2
Provisional Results



Cls	N°	Driver	Nat	Team	Class	Cls	Laps	Total Time	Gap	Interval	Km/h	Best	Time	Km/h
1	91	Jaxon Evans	NZL	BWT Lechner Racing	PRO	1	13	31:11.529			116.4	11	1:49.192	153.4
2	1	Ayhancan Güven	TUR	Martinet by Alméras	PRO	2	13	31:12.461	0.932	0.932	116.3	13	1:49.328	153.2
3	23	Marvin Klein	FRA	Martinet by Alméras	PRO	3	13	31:15.564	4.035	3.103	116.1	9	1:49.355	153.2
4	5	Adam Eteki	FRA	CLRT	PRO	4	13	31:15.927	4.398	0.363	116.1	12	1:49.024	153.7
5	85	Hugo Chevalier	FRA	CLRT	PRO	5	13	31:17.437	5.908	1.510	116.0	9	1:49.721	152.7
6	20	Victor Weyrich	FRA	Pierre Martinet by Alméras	PRO	6	13	31:18.659	7.130	1.222	115.9	9	1:49.765	152.6
7	991	Ugo Gazil	FRA	Pierre Martinet by Alméras	PRO	7	13	31:25.696	14.167	7.037	115.5	9	1:49.978	152.3
8	33	Evan Spenle	FRA	Sébastien Loeb Racing	PRO	8	13	31:26.951	15.422	1.255	115.4	9	1:50.197	152.0
9	55	Nicolas Misslin	FRA	BWT Lechner Racing	PROA	1	13	31:28.534	17.005	1.583	115.3	9	1:50.468	151.7
10	88	Stéphane Denoual	FRA	Martinet by Alméras	PROA	2	13	31:32.577	21.048	4.043	115.1	9	1:51.475	150.3
11	11	Sylvain Noël	FRA	Racing Technology	PROA	3	13	31:33.680	22.151	1.103	115.0	9	1:51.255	150.6
12	26	Emil Caumes	FRA	CLRT	AM	1	13	31:34.644	23.115	0.964	114.9	8	1:51.181	150.7
13	74	Victor Blugeon	FRA	Pierre Martinet by Alméras	PRO	9	13	31:35.660	24.131	1.016	114.9	10	1:50.302	151.9
14	888	François Lansard	FRA	CLRT	AM	2	13	31:40.891	29.362	5.231	114.6	10	1:51.671	150.0
15	30	Roland Berville	FRA	Pierre Martinet by Alméras	PROA	4	13	31:50.276	38.747	9.385	114.0	13	1:51.678	150.0
16	44	Franck Leherpeur	FRA	Racing Technology	AM	3	13	32:06.186	54.657	15.910	113.1	13	1:54.923	145.8
17	87	Richard Wagner	DEU	BWT Lechner Racing	PRO	10	13	32:12.412	1:00.883	6.226	112.7	9	1:50.089	152.2
Not classified: (Requirements: 75% of number laps of leader = 10 Laps)														
69	Florian Latorre	FRA	CLRT	PRO	11	1	2:14.557	12 Laps	12 Laps	124.5	1	2:14.557	124.5	
27	Jean-Baptiste Simmenauer	FRA	BWT Lechner Racing	PRO	12									
911	Christophe Lapierre	FRA	Sébastien Loeb Racing	PROA	5									
7	Jérôme Boullery	FRA	Racing Technology	PROA	6									
59	Maxence Maurice	FRA	IMSA Performance	AM	4									

Fastest lap Adam Eteki in 1:49.024 at 153.7 Km/h in lap 12

DRIVE THROUGH CAR 87 FOR CAUSING A COLLISION - CONVERTED IN 30 SECONDS TIME PENALTY ADDED TO RACE TIME

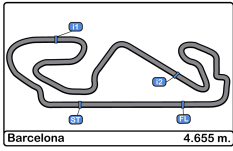
Published at:.....

Track Temp: **28.0 °C** Air Temp: **19.6 °C** Humidity: **59 %** Track Status: **DRY**

Stewards:

Race Director:

Timekeeper:




Circuito de Barcelona
Porsche Carrera Cup France
Race - 2
Provisional Results by Class



Cla	N°	Driver	Nat	Team	Class	Cls	Laps	Total Time	Gap	Interval	Km/h	Best	Time	Km/h
AM														
1	26	Emil Caumes	FRA	CLRT	AM	1	13	31:34.644			114.9	8	1:51.181	150.7
2	888	François Lansard	FRA	CLRT	AM	2	13	31:40.891	29.362	6.247	114.6	10	1:51.671	150.0
3	44	Franck Leherpeur	FRA	Racing Technology	AM	3	13	32:06.186	54.657	25.295	113.1	13	1:54.923	145.8
Not classified: (Requirements: 75% of number laps of leader = 10 Laps)														
	59	Maxence Maurice	FRA	IMSA Performance	AM	4								

Published at:.....

Track Temp: **28.0 °C** Air Temp: **19.6 °C** Humidity: **59 %** Track Status: **DRY**

Stewards:	Race Director:	Timekeeper: 
------------------	-----------------------	---



Circuito de Barcelona
Porsche Carrera Cup France
Race - 2
Provisional Results by Class



Cla	N°	Driver	Nat	Team	Class	Cls	Laps	Total Time	Gap	Interval	Km/h	Best	Time	Km/h
PRO														
1	91	Jaxon Evans	NZL	BWT Lechner Racing	PRO	1	13	31:11.529			116.4	11	1:49.192	153.4
2	1	Ayhancan Güven	TUR	Martinet by Alméras	PRO	2	13	31:12.461	0.932	0.932	116.3	13	1:49.328	153.2
3	23	Marvin Klein	FRA	Martinet by Alméras	PRO	3	13	31:15.564	4.035	3.103	116.1	9	1:49.355	153.2
4	5	Adam Eteki	FRA	CLRT	PRO	4	13	31:15.927	4.398	0.363	116.1	12	1:49.024	153.7
5	85	Hugo Chevalier	FRA	CLRT	PRO	5	13	31:17.437	5.908	1.510	116.0	9	1:49.721	152.7
6	20	Victor Weyrich	FRA	Pierre Martinet by Alméras	PRO	6	13	31:18.659	7.130	1.222	115.9	9	1:49.765	152.6
7	991	Ugo Gazil	FRA	Pierre Martinet by Alméras	PRO	7	13	31:25.696	14.167	7.037	115.5	9	1:49.978	152.3
8	33	Evan Spenle	FRA	Sébastien Loeb Racing	PRO	8	13	31:26.951	15.422	1.255	115.4	9	1:50.197	152.0
9	74	Victor Blugeon	FRA	Pierre Martinet by Alméras	PRO	9	13	31:35.660	24.131	8.709	114.9	10	1:50.302	151.9
10	87	Richard Wagner	DEU	BWT Lechner Racing	PRO	10	13	32:12.412	1:00.883	36.752	112.7	9	1:50.089	152.2
Not classified: (Requirements: 75% of number laps of leader = 10 Laps)														
	69	Florian Latorre	FRA	CLRT	PRO	11	1	2:14.557	12 Laps	12 Laps	124.5	1	2:14.557	124.5
	27	Jean-Baptiste Simmenauer	FRA	BWT Lechner Racing	PRO	12								

Published at:.....

Track Temp: **28.0 °C** Air Temp: **19.6 °C** Humidity: **59 %** Track Status: **DRY**

Stewards:

Race Director:

Timekeeper:



Circuito de Barcelona
Porsche Carrera Cup France
Race - 2
Provisional Results by Class



Cla	N°	Driver	Nat	Team	Class	Cls	Laps	Total Time	Gap	Interval	Km/h	Best	Time	Km/h
PROAM														
1	55	Nicolas Mislin	FRA	BWT Lechner Racing	PROA	1	13	31:28.534			115.3	9	1:50.468	151.7
2	88	Stéphane Denoual	FRA	Martinet by Alméras	PROA	2	13	31:32.577	21.048	4.043	115.1	9	1:51.475	150.3
3	11	Sylvain Noël	FRA	Racing Technology	PROA	3	13	31:33.680	22.151	1.103	115.0	9	1:51.255	150.6
4	30	Roland Berville	FRA	Pierre Martinet by Alméras	PROA	4	13	31:50.276	38.747	16.596	114.0	13	1:51.678	150.0
Not classified: (Requirements: 75% of number laps of leader = 10 Laps)														
	911	Christophe Lapierre	FRA	Sébastien Loeb Racing	PROA	5								
	7	Jérôme Boullery	FRA	Racing Technology	PROA	6								

Fastest lap Adam Eteki in 1:49.024 at 153.7 Km/h in lap 12

Published at:.....

Track Temp: **28.0 °C** Air Temp: **19.6 °C** Humidity: **59 %** Track Status: **DRY**

Stewards:

Race Director:

Timekeeper:



Circuito de Barcelona
Porsche Carrera Cup France
Race - 2

PORSCHE
CARRERA CUP
FRANCE

Provisional Classification by Driver Fastest Lap

Cls	Nº	Driver	Team	Class	Cls	Laps	Best	Time	Gap	Interval	Km/h
1	5	Adam Eteki	FRA CLRT	PRO	1	13	12	1:49.024			153.7
2	91	Jaxon Evans	NZL BWT Lechner Racing	PRO	2	13	11	1:49.192	0.168	0.168	153.4
3	1	Ayhancan Güven	TUR Martinet by Alméras	PRO	3	13	13	1:49.328	0.304	0.136	153.2
4	23	Marvin Klein	FRA Martinet by Alméras	PRO	4	13	9	1:49.355	0.331	0.027	153.2
5	85	Hugo Chevalier	FRA CLRT	PRO	5	13	9	1:49.721	0.697	0.366	152.7
6	20	Victor Weyrich	FRA Pierre Martinet by Alméras	PRO	6	13	9	1:49.765	0.741	0.044	152.6
7	99	Ugo Gazil	FRA Pierre Martinet by Alméras	PRO	7	13	9	1:49.978	0.954	0.213	152.3
8	87	Richard Wagner	DEU BWT Lechner Racing	PRO	8	13	9	1:50.089	1.065	0.111	152.2
9	33	Evan Spenle	FRA Sébastien Loeb Racing	PRO	9	13	9	1:50.197	1.173	0.108	152.0
10	74	Victor Blugeon	FRA Pierre Martinet by Alméras	PRO	10	13	10	1:50.302	1.278	0.105	151.9
11	55	Nicolas Misslin	FRA BWT Lechner Racing	PROA	1	13	9	1:50.468	1.444	0.166	151.7
12	26	Emil Caumes	FRA CLRT	AM	1	13	8	1:51.181	2.157	0.713	150.7
13	11	Sylvain Noël	FRA Racing Technology	PROA	2	13	9	1:51.255	2.231	0.074	150.6
14	88	Stéphane Denoual	FRA Martinet by Alméras	PROA	3	13	9	1:51.475	2.451	0.220	150.3
15	88	François Lansard	FRA CLRT	AM	2	13	10	1:51.671	2.647	0.196	150.0
16	30	Roland Berville	FRA Pierre Martinet by Alméras	PROA	4	13	13	1:51.678	2.654	0.007	150.0
17	44	Franck Leherpeur	FRA Racing Technology	AM	3	13	13	1:54.923	5.899	3.245	145.8
18	69	Florian Latorre	FRA CLRT	PRO	11	1	1	2:14.557	25.533	19.634	124.5



Circuito de Barcelona
 Porsche Carrera Cup France
 Race - 2
 Distance and Speed Average



Cls	Nº	Driver	Nat	Team	Class	Cls	Laps	Distance	Total Time	Km/h
1	91	Jaxon Evans	NZL	BWT Lechner Racing	PRO	1	13	60.51	31:11.529	116.4
2	1	Ayhancan Güven	TUR	Martinet by Alméras	PRO	2	13	60.51	31:12.461	116.3
3	23	Marvin Klein	FRA	Martinet by Alméras	PRO	3	13	60.51	31:15.564	116.1
4	5	Adam Eteki	FRA	CLRT	PRO	4	13	60.51	31:15.927	116.1
5	85	Hugo Chevalier	FRA	CLRT	PRO	5	13	60.51	31:17.437	116.0
6	20	Victor Weyrich	FRA	Pierre Martinet by Alméras	PRO	6	13	60.51	31:18.659	115.9
7	991	Ugo Gazil	FRA	Pierre Martinet by Alméras	PRO	7	13	60.51	31:25.696	115.5
8	33	Evan Spenle	FRA	Sébastien Loeb Racing	PRO	8	13	60.51	31:26.951	115.4
9	55	Nicolas Misslin	FRA	BWT Lechner Racing	PROAM	1	13	60.51	31:28.534	115.3
10	88	Stéphane Denoual	FRA	Martinet by Alméras	PROAM	2	13	60.51	31:32.577	115.1
11	11	Sylvain Noël	FRA	Racing Technology	PROAM	3	13	60.51	31:33.680	115.0
12	26	Emil Caumes	FRA	CLRT	AM	1	13	60.51	31:34.644	114.9
13	74	Victor Blugeon	FRA	Pierre Martinet by Alméras	PRO	9	13	60.51	31:35.660	114.9
14	888	François Lansard	FRA	CLRT	AM	2	13	60.51	31:40.891	114.6
15	30	Roland Berville	FRA	Pierre Martinet by Alméras	PROAM	4	13	60.51	31:50.276	114.0
16	44	Franck Leherpeur	FRA	Racing Technology	AM	3	13	60.51	32:06.186	113.1
17	87	Richard Wagner	DEU	BWT Lechner Racing	PRO	10	13	60.51	32:12.412	112.7
Not classified: (Requirements: 75% of number laps of leader = 10 Laps)										
	69	Florian Latorre	FRA	CLRT	PRO	11	1	04.65	2:14.557	124.5
	27	Jean-Baptiste Simmenauer	FRA	BWT Lechner Racing	PRO	12				
	911	Christophe Lapierre	FRA	Sébastien Loeb Racing	PROAM	5				
	7	Jérôme Boullery	FRA	Racing Technology	PROAM	6				
	59	Maxence Maurice	FRA	IMSA Performance	AM	4				



Circuito de Barcelona
Porsche Carrera Cup France
Race - 2
Lap Analysis



30							55						
PROAM							BWT Lechner Racing						
Lap D	Time	Sector 1	Sector 2	Sector 3	T. Spd	Elapsed	Lap D	Time	Sector 1	Sector 2	Sector 3	T. Spd	Elapsed
1	2:30.245	43.540	56.635	50.070	223.1	2:30.245	1	2:18.598	38.981	52.297	47.320	230.7	2:18.598
2	3:30.275	1:13.988	1:18.075	58.212	52.7	6:00.520	2	3:27.066	1:15.247	1:13.770	58.049	90.0	5:45.664
3	3:15.779	1:06.699	1:11.304	57.776	89.1	9:16.299	3	3:17.521	1:09.698	1:12.171	55.652	92.8	9:03.185
4	3:22.010	1:10.415	1:17.825	53.770	74.3	12:38.309	4	3:23.039	1:12.292	1:12.616	58.131	97.8	12:26.224
5	3:16.838	1:11.274	1:12.208	53.356	103.7	15:55.147	5	3:17.679	1:12.708	1:10.162	54.809	117.9	15:43.903
6	2:39.190	1:03.376	53.754	42.060	64.1	18:34.337	6	2:44.091	1:04.171	56.001	43.919	99.4	18:27.994
7	1:55.770	33.060	44.443	38.267	251.1	20:30.107	7	1:52.229	32.612	42.760	36.857	268.6	20:20.223
8	1:56.098	33.602	44.490	38.006	264.7	22:26.205	8	1:50.680	31.880	42.262	36.538	270.0	22:10.903
9	1:54.595	33.025	44.293	37.277	260.2	24:20.800	9	1:50.468	31.784	42.239	36.445	270.0	24:01.371
10	1:53.018	32.468	43.172	37.378	266.0	26:13.818	10	1:50.514	31.581	42.338	36.595	270.0	25:51.885
11	1:52.335	32.273	42.955	37.107	266.6	28:06.153	11	1:51.955	31.821	42.449	37.685	270.0	27:43.840
12	1:52.445	32.256	42.893	37.296	266.6	29:58.598	12	1:52.431	31.913	43.334	37.184	269.3	29:36.271
13	1:51.678	31.949	42.947	36.782	266.0	31:50.276	13	1:52.263	32.765	42.726	36.772	254.1	31:28.534

33							59						
PRO							AM						
Lap D	Time	Sector 1	Sector 2	Sector 3	T. Spd	Elapsed	Lap D	Time	Sector 1	Sector 2	Sector 3	T. Spd	Elapsed
1	2:20.960	39.293	54.642	47.025	229.7	2:20.960	1	1:07.017				213.8	
2	3:27.294	1:14.978	1:14.188	58.128	74.4	5:48.254	69						
3	3:17.594	1:09.900	1:12.323	55.371	75.5	9:05.848	Florian Latorre Porsche						
4	3:23.353	1:13.089	1:12.668	57.596	106.8	12:29.201	PRO CLRT						
5	3:17.453	1:12.930	1:09.603	54.920	103.7	15:46.654	Lap D	Time	Sector 1	Sector 2	Sector 3	T. Spd	Elapsed
6	2:42.363	1:03.891	55.212	43.260	105.2	18:29.017	1	2:14.557	37.794	50.619	46.144	230.2	2:14.557
7	1:52.459	32.631	43.036	36.792	268.6	20:21.476	74						
8	1:51.871	32.547	42.900	36.424	272.7	22:13.347	Victor Blugeon Porsche						
9	1:50.197	31.540	42.382	36.275	272.7	24:03.544	PRO Pierre Martinet by Alméras						
10	1:50.468	31.581	42.492	36.395	272.7	25:54.012	Lap D	Time	Sector 1	Sector 2	Sector 3	T. Spd	Elapsed
11	1:50.841	31.539	42.342	36.960	271.3	27:44.853	1	2:20.172	39.150	53.966	47.056	232.7	2:20.172
12	1:51.558	31.683	42.825	37.050	272.0	29:36.411	2	3:27.102	1:15.010	1:13.917	58.175	81.6	5:47.274
13	1:50.540	31.644	42.367	36.529	269.3	31:26.951	3	3:17.690	1:09.560	1:12.936	55.194	82.5	9:04.964

44							59						
AM							AM						
Lap D	Time	Sector 1	Sector 2	Sector 3	T. Spd	Elapsed	Lap D	Time	Sector 1	Sector 2	Sector 3	T. Spd	Elapsed
1	2:25.448	41.295	56.125	48.028	221.3	2:25.448	5	3:17.977	1:13.053	1:10.362	54.562	102.1	15:45.686
2	3:29.537	1:14.085	1:17.033	58.419	64.9	5:54.985	6	2:42.823	1:03.549	56.059	43.215	120.1	18:28.509
3	3:16.253	1:08.394	1:10.949	56.910	80.6	9:11.238	7	1:52.106	32.641	42.647	36.818	272.7	20:20.615
4	3:22.400	1:11.685	1:14.882	55.833	88.2	12:33.638	8	1:51.080	32.263	42.431	36.386	274.1	22:11.695
5	3:16.959	1:12.028	1:11.424	53.507	132.1	15:50.597	9	1:50.310	31.601	42.342	36.367	272.0	24:02.005
6	2:42.027	1:04.724	54.192	43.111	54.5	18:32.624	10	1:50.302	31.476	42.417	36.409	272.0	25:52.307
7	1:57.327	34.025	44.756	38.546	267.3	20:29.951	11	2:02.385	31.682	42.513	48.190	273.4	27:54.692
8	1:56.004	33.491	44.096	38.417	267.3	22:25.955	12	1:50.526	31.778	42.322	36.426	270.0	29:45.218
9	1:57.461	33.033	45.609	38.819	267.3	24:23.416	13	1:50.442	31.575	42.424	36.443	270.6	31:35.660
10	1:56.058	33.094	44.414	38.550	267.3	26:19.474							
11	1:56.181	33.270	44.616	38.295	266.6	28:15.655							
12	1:55.608	33.019	44.075	38.514	266.0	30:11.263							
13	1:54.923	33.037	43.791	38.095	264.0	32:06.186							



Circuito de Barcelona
Porsche Carrera Cup France
Race - 2
Lap Analysis



85 Hugo Chevalier							Porsche 91 Jaxon Evans						
PRO							BWT Lechner Racing						
Lap D	Time	Sector 1	Sector 2	Sector 3	T. Spd	Elapsed	Lap D	Time	Sector 1	Sector 2	Sector 3	T. Spd	Elapsed
1	2:13.647	37.645	49.777	46.225	227.8	2:13.647	1	2:11.471	36.249	48.867	46.355	229.2	2:11.471
2	3:28.373	1:17.314	1:12.981	58.078	97.5	5:42.020	2	3:27.785	1:16.482	1:12.853	58.450	92.7	5:39.256
3	3:17.068	1:09.843	1:11.941	55.284	88.7	8:59.088	3	3:16.892	1:10.108	1:11.011	55.773	92.6	8:56.148
4	3:22.244	1:12.283	1:12.739	57.222	97.2	12:21.332	4	3:22.445	1:12.505	1:12.173	57.767	97.3	12:18.593
5	3:18.001	1:13.578	1:10.599	53.824	88.5	15:39.333	5	3:17.933	1:13.766	1:10.750	53.417	102.8	15:36.526
6	2:47.267	1:05.199	56.420	45.648	110.8	18:26.600	6	2:48.915	1:05.607	56.495	46.813	99.2	18:25.441
7	1:50.453	31.976	42.159	36.318	269.3	20:17.053	7	1:49.689	31.611	41.975	36.103	262.7	20:15.130
8	1:49.861	31.355	42.292	36.214	272.0	22:06.914	8	1:49.403	31.488	41.823	36.092	264.7	22:04.533
9	1:49.721	31.409	42.125	36.187	274.1	23:56.635	9	1:49.428	31.397	41.980	36.051	266.0	23:53.961
10	1:50.230	31.552	42.262	36.416	272.7	25:46.865	10	1:49.672	31.640	41.995	36.037	266.0	25:43.633
11	1:50.293	31.820	42.301	36.172	258.3	27:37.158	11	1:49.192	31.347	41.944	35.901	266.0	27:32.825
12	1:49.902	31.431	42.174	36.297	273.4	29:27.060	12	1:49.244	31.375	41.885	35.984	266.6	29:22.069
13	1:50.377	31.377	42.348	36.652	272.0	31:17.437	13	1:49.460	31.354	42.006	36.100	266.6	31:11.529

87 Richard Wagner							Porsche 888 François Lansard						
PRO							BWT Lechner Racing						
Lap D	Time	Sector 1	Sector 2	Sector 3	T. Spd	Elapsed	Lap D	Time	Sector 1	Sector 2	Sector 3	T. Spd	Elapsed
1	2:19.445	38.948	53.576	46.921	230.7	2:19.445	1	2:27.515	42.352	56.847	48.316	202.6	2:27.515
2	3:26.891	1:15.136	1:13.678	58.077	77.4	5:46.336	2	3:31.277	1:14.462	1:17.545	59.270	59.4	5:58.792
3	3:18.036	1:09.820	1:12.887	55.329	85.2	9:04.372	3	3:15.449	1:06.668	1:11.753	57.028	71.0	9:14.241
4	3:22.557	1:12.545	1:13.123	56.889	117.5	12:26.929	4	3:22.513	1:10.759	1:17.831	53.923	80.8	12:36.754
5	3:17.908	1:12.822	1:10.736	54.350	99.5	15:44.837	5	3:16.359	1:10.851	1:11.967	53.541	124.5	15:53.113
6	2:43.564	1:03.805	56.112	43.647	120.8	18:28.401	6	2:39.985	1:04.142	54.226	41.617	60.6	18:33.098
7	1:52.603	32.959	42.827	36.817	264.7	20:21.004	7	1:54.027	33.521	43.504	37.002	243.7	20:27.125
8	1:51.322	32.030	42.643	36.649	273.4	22:12.326	8	1:51.956	32.067	42.883	37.006	270.0	22:19.081
9	1:50.089	31.405	42.217	36.467	273.4	24:02.415	9	1:52.413	32.534	42.704	37.175	262.7	24:11.494
10	1:50.379	31.506	42.280	36.593	274.1	25:52.794	10	1:51.671	31.883	42.887	36.901	270.0	26:03.165
11	2:08.354	31.639	42.141	54.574	274.8	28:01.148	11	1:52.534	31.853	43.196	37.485	269.3	27:55.699
12	1:50.548	31.870	42.177	36.501	268.6	29:51.696	12	1:51.988	31.853	43.153	36.982	270.6	29:47.687
13	1:50.716	31.727	42.268	36.721	269.3	31:42.412	13	1:53.204	32.036	43.534	37.634	270.0	31:40.891

88 Stéphane Denoual							Porsche 911 Christophe Lapierre						
PROAM							Sébastien Loeb Racing						
Lap D	Time	Sector 1	Sector 2	Sector 3	T. Spd	Elapsed	Lap D	Time	Sector 1	Sector 2	Sector 3	T. Spd	Elapsed
1	2:23.224	39.811	55.985	47.428	238.9	2:23.224	991 Ugo Gazil Porsche Pierre Martinet by Almérás						
2	3:27.539	1:14.526	1:14.909	58.104	71.6	5:50.763							
3	3:17.003	1:09.789	1:12.093	55.121	75.3	9:07.766							
4	3:23.333	1:12.996	1:13.251	57.086	130.7	12:31.099							
5	3:17.794	1:12.722	1:10.516	54.556	108.6	15:48.893							
6	2:41.390	1:03.635	55.304	42.451	112.6	18:30.283							
7	1:52.181	32.363	42.945	36.873	267.9	20:22.464							
8	1:51.801	32.109	42.969	36.723	270.0	22:14.265							
9	1:51.475	31.896	42.782	36.797	270.0	24:05.740							
10	1:51.712	31.886	42.880	36.946	267.3	25:57.452							
11	1:51.785	31.964	42.940	36.881	267.3	27:49.237							
12	1:51.634	31.981	42.843	36.810	267.3	29:40.871							
13	1:51.706	31.933	42.821	36.952	266.6	31:32.577							



Circuito de Barcelona
Porsche Carrera Cup France
Race - 2
Analysis by Lap



Num	Lap Time	Gap	Num	Lap Time	Gap	Num	Lap Time	Gap	Num	Lap Time	Gap	Num	Lap Time	Gap
Lap 1			Lap 3			Lap 5			Lap 7			Lap 9		
91	2:11.471		91	3:16.892		91	3:17.933		91	1:49.689		91	1:49.428	
1	2:12.068	00.597	1	3:16.896	00.727	1	3:18.258	00.899	1	1:49.889	00.531	1	1:49.425	00.784
23	2:12.727	01.256	23	3:16.746	01.708	23	3:18.091	01.922	23	1:50.413	01.357	23	1:49.355	01.832
85	2:13.647	02.176	85	3:17.068	02.940	85	3:18.001	02.807	85	1:50.453	01.923	85	1:49.721	02.674
69	2:14.557	03.086	5	3:17.183	03.724	5	3:18.059	03.390	5	1:50.850	02.586	5	1:49.492	03.129
5	2:15.410	03.939	20	3:18.099	05.542	20	3:17.668	04.481	20	1:51.008	03.537	20	1:49.765	04.613
20	2:16.375	04.904	55	3:17.521	07.037	55	3:17.679	07.377	55	1:52.229	05.093	55	1:50.468	07.410
55	2:18.598	07.127	87	3:18.036	08.224	87	3:17.908	08.311	74	1:52.106	05.485	74	1:50.310	08.044
87	2:19.445	07.974	74	3:17.690	08.816	74	3:17.977	09.160	87	1:52.603	05.874	87	1:50.089	08.454
74	2:20.172	08.701	33	3:17.594	09.700	33	3:17.453	10.128	33	1:52.459	06.346	991	1:49.978	08.809
33	2:20.960	09.489	991	3:17.016	10.581	991	3:17.495	11.057	991	1:52.176	06.548	33	1:50.197	09.583
991	2:21.855	10.384	88	3:17.003	11.618	88	3:17.794	12.367	88	1:52.181	07.334	88	1:51.475	11.779
88	2:23.224	11.753	11	3:15.172	13.116	11	3:17.057	13.274	11	1:52.350	07.993	11	1:51.255	12.525
11	2:24.328	12.857	44	3:16.253	15.090	44	3:16.959	14.071	26	1:53.094	10.731	26	1:51.524	14.605
44	2:25.448	13.977	26	3:15.255	15.774	26	3:16.917	15.026	888	1:54.027	11.995	888	1:52.413	17.533
26	2:26.138	14.667	888	3:15.449	18.093	888	3:16.359	16.587	44	1:57.327	14.821	30	1:54.595	26.839
888	2:27.515	16.044	30	3:15.779	20.151	30	3:16.838	18.621	30	1:55.770	14.977	44	1:57.461	29.455
30	2:30.245	18.774												
Num	Lap Time	Gap	Num	Lap Time	Gap	Num	Lap Time	Gap	Num	Lap Time	Gap	Num	Lap Time	Gap
Lap 2			Lap 4			Lap 6			Lap 8			Lap 10		
91	3:27.785		91	3:22.445		91	2:48.915		91	1:49.403		91	1:49.672	
1	3:27.911	00.723	1	3:22.292	00.574	1	2:48.347	00.331	1	1:49.659	00.787	1	1:49.489	00.601
23	3:28.383	01.854	23	3:22.501	01.764	23	2:47.626	00.633	23	1:49.951	01.905	23	1:49.465	01.625
85	3:28.373	02.764	85	3:22.244	02.739	85	2:47.267	01.159	85	1:49.861	02.381	85	1:50.230	03.232
5	3:27.279	03.433	5	3:21.985	03.264	5	2:46.950	01.425	5	1:49.882	03.065	5	1:49.909	03.366
20	3:27.216	04.335	20	3:21.649	04.746	20	2:46.652	02.218	20	1:50.142	04.276	20	1:49.827	04.768
55	3:27.066	06.408	55	3:23.039	07.631	55	2:44.091	02.553	55	1:50.680	06.370	55	1:50.514	08.252
87	3:26.891	07.080	87	3:22.557	08.336	87	2:43.564	02.960	74	1:51.080	07.162	74	1:50.302	08.674
74	3:27.102	08.018	74	3:22.745	09.116	74	2:42.823	03.068	87	1:51.322	07.793	87	1:50.379	09.161
33	3:27.294	08.998	33	3:23.353	10.608	33	2:42.363	03.576	991	1:51.114	08.259	991	1:50.208	09.345
991	3:27.858	10.457	991	3:23.359	11.495	991	2:41.919	04.061	33	1:51.871	08.814	33	1:50.468	10.379
88	3:27.539	11.507	88	3:23.333	12.506	88	2:41.390	04.842	88	1:51.801	09.732	88	1:51.712	13.819
11	3:29.764	14.836	11	3:23.479	14.150	11	2:40.973	05.332	11	1:52.108	10.698	11	1:51.463	14.316
44	3:29.537	15.729	44	3:22.400	15.045	44	2:42.027	07.183	26	1:51.181	12.509	26	1:51.224	16.157
26	3:30.529	17.411	26	3:22.713	16.042	26	2:41.215	07.326	888	1:51.956	14.548	888	1:51.671	19.532
888	3:31.277	19.536	888	3:22.513	18.161	888	2:39.985	07.657	44	1:56.004	21.422	30	1:53.018	30.185
30	3:30.275	21.264	30	3:22.010	19.716	30	2:39.190	08.896	30	1:56.098	21.672	44	1:56.058	35.841



Circuit de Barcelona
Porsche Carrera Cup France
Race - 2
Analysis by Lap



Num	Lap Time	Gap	Num	Lap Time	Gap
-----	----------	-----	-----	----------	-----

Lap 11

91	1:49.192	
1	1:49.349	00.758
23	1:49.636	02.069
5	1:49.266	03.440
85	1:50.293	04.333
20	1:50.066	05.642
55	1:51.955	11.015
991	1:51.239	11.392
33	1:50.841	12.028
88	1:51.785	16.412
11	1:51.969	17.093
26	1:51.390	18.355
74	2:02.385	21.867
888	1:52.534	22.874
87	2:08.354	28.323
30	1:52.335	33.328
44	1:56.181	42.830

Lap 13

91	1:49.460	
1	1:49.328	00.932
23	1:50.977	04.035
5	1:50.638	04.398
85	1:50.377	05.908
20	1:50.257	07.130
991	1:50.967	14.167
33	1:50.540	15.422
55	1:52.263	17.005
88	1:51.706	21.048
11	1:52.077	22.151
26	1:51.679	23.115
74	1:50.442	24.131
888	1:53.204	29.362
87	1:50.716	30.883
30	1:51.678	38.747
44	1:54.923	54.657

Num	Lap Time	Gap
-----	----------	-----

Lap 12

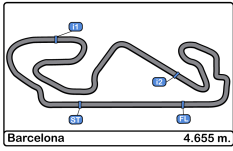
91	1:49.244	
1	1:49.550	01.064
23	1:49.693	02.518
5	1:49.024	03.220
85	1:49.902	04.991
20	1:49.935	06.333
991	1:50.512	12.660
55	1:52.431	14.202
33	1:51.558	14.342
88	1:51.634	18.802
11	1:51.685	19.534
26	1:51.785	20.896
74	1:50.526	23.149
888	1:51.988	25.618
87	1:50.548	29.627
30	1:52.445	36.529
44	1:55.608	49.194



Circuito de Barcelona
Porsche Carrera Cup France
Race - 2
Best Sectors Results



Sector - 1			Sector - 2			Sector - 3			Ideal Lap vs Best Lap						
Clas	Nº	Driver	Time	Nº	Driver	Time	Nº	Driver	Time	Clas	Nº	Driver	Ideal Lap	Best Lap	Clas
1	5	Adam Eteki	31.135	91	Jaxon Evans	41.823	91	Jaxon Evans	35.901	1	5	Adam Eteki	1:49.007	1:49.024	1
2	1	Ayhancan Güven	31.296	23	Marvin Klein	41.906	5	Adam Eteki	35.937	2	91	Jaxon Evans	1:49.071	1:49.192	2
3	23	Marvin Klein	31.329	5	Adam Eteki	41.935	1	Ayhancan Güven	35.956	3	1	Ayhancan Güven	1:49.191	1:49.328	3
4	91	Jaxon Evans	31.347	1	Ayhancan Güven	41.939	23	Marvin Klein	36.012	4	23	Marvin Klein	1:49.247	1:49.355	4
5	85	Hugo Chevalier	31.355	20	Victor Weyrich	42.124	20	Victor Weyrich	36.139	5	85	Hugo Chevalier	1:49.652	1:49.721	5
6	87	Richard Wagner	31.405	85	Hugo Chevalier	42.125	85	Hugo Chevalier	36.172	6	20	Victor Weyrich	1:49.685	1:49.765	6
7	20	Victor Weyrich	31.422	87	Richard Wagner	42.141	991	Ugo Gazil	36.229	7	991	Ugo Gazil	1:49.885	1:49.978	7
8	99	Ugo Gazil	31.452	991	Ugo Gazil	42.204	33	Evan Spenle	36.275	8	87	Richard Wagner	1:50.013	1:50.089	8
9	74	Victor Blugeon	31.476	55	Nicolas Misslin	42.239	74	Victor Blugeon	36.367	9	33	Evan Spenle	1:50.156	1:50.197	9
10	33	Evan Spenle	31.539	74	Victor Blugeon	42.322	55	Nicolas Misslin	36.445	10	74	Victor Blugeon	1:50.165	1:50.302	10
11	55	Nicolas Misslin	31.581	33	Evan Spenle	42.342	87	Richard Wagner	36.467	11	55	Nicolas Misslin	1:50.265	1:50.468	11
12	26	Emil Caumes	31.725	11	Sylvain Noël	42.533	26	Emil Caumes	36.640	12	26	Emil Caumes	1:50.951	1:51.181	12
13	11	Sylvain Noël	31.850	26	Emil Caumes	42.586	88	Stéphane Denoual	36.723	13	11	Sylvain Noël	1:51.165	1:51.255	13
14	88	François Lansard	31.853	888	François Lansard	42.704	11	Sylvain Noël	36.782	14	88	Stéphane Denoual	1:51.391	1:51.475	14
15	88	Stéphane Denoual	31.886	88	Stéphane Denoual	42.782	30	Roland Berville	36.782	15	888	François Lansard	1:51.458	1:51.671	15
16	30	Roland Berville	31.949	30	Roland Berville	42.893	888	François Lansard	36.901	16	30	Roland Berville	1:51.624	1:51.678	16
17	44	Franck Leherpeur	33.019	44	Franck Leherpeur	43.791	44	Franck Leherpeur	38.095	17	44	Franck Leherpeur	1:54.905	1:54.923	17
18	69	Florian Latorre	37.794	69	Florian Latorre	50.619	69	Florian Latorre	46.144	18	69	Florian Latorre	2:14.557	2:14.557	18
19	59	Maxence Maurice	1:07.017	59	Maxence Maurice	Transpo	59	Maxence Maurice	Transpo	19	59	Maxence Maurice	Transpo	Transpo	19
20	27	Jean-Baptiste	Transpo	27	Jean-Baptiste	Transpo	27	Jean-Baptiste	Transpo	20	27	Jean-Baptiste	Transpo	Transpo	20
21	91	Christophe Lapierre	Transpo	911	Christophe Lapierre	Transpo	911	Christophe Lapierre	Transpo	21	911	Christophe Lapierre	Transpo	Transpo	21
22	7	Jérôme Boullery	Transpo	7	Jérôme Boullery	Transpo	7	Jérôme Boullery	Transpo	22	7	Jérôme Boullery	Transpo	Transpo	22



Circuito de Barcelona
Porsche Carrera Cup France
Race - 2
Leader Sequence



N°	Driver	Nat	Team	Class	Start Lap	End Lap	Laps	Total Laps
91	Jaxon Evans	NZL	BWT Lechner Racing	PRO	1	13	13	13



Circuito de Barcelona
 Porsche Carrera Cup France
 Race - 2
 Best 5 Lap Times



Cls	N°	Driver	Nat	Team	Class	Best 1		Best 2		Best 3		Best 4		Best 5	
						Time	Lap	Time	Lap	Time	Lap	Time	Lap	Time	Lap
1	5	Adam Eteki	FRA	CLRT	PRO	1:49.024	12	1:49.266	11	1:49.492	9	1:49.882	8	1:49.909	10
2	91	Jaxon Evans	NZL	BWT Lechner	PRO	1:49.192	11	1:49.244	12	1:49.403	8	1:49.428	9	1:49.460	13
3	1	Ayhancan Güven	TUR	Martinet by AI	PRO	1:49.328	13	1:49.349	11	1:49.425	9	1:49.489	10	1:49.550	12
4	23	Marvin Klein	FRA	Martinet by AI	PRO	1:49.355	9	1:49.465	10	1:49.636	11	1:49.693	12	1:49.951	8
5	85	Hugo Chevalier	FRA	CLRT	PRO	1:49.721	9	1:49.861	8	1:49.902	12	1:50.230	10	1:50.293	11
6	20	Victor Weyrich	FRA	Pierre Martinet	PRO	1:49.765	9	1:49.827	10	1:49.935	12	1:50.066	11	1:50.142	8
7	99	Ugo Gazil	FRA	Pierre Martinet	PRO	1:49.978	9	1:50.208	10	1:50.512	12	1:50.967	13	1:51.114	8
8	87	Richard Wagner	DEU	BWT Lechner	PRO	1:50.089	9	1:50.379	10	1:50.548	12	1:50.716	13	1:51.322	8
9	33	Evan Spenle	FRA	Sébastien Loe	PRO	1:50.197	9	1:50.468	10	1:50.540	13	1:50.841	11	1:51.558	12
10	74	Victor Blugeon	FRA	Pierre Martinet	PRO	1:50.302	10	1:50.310	9	1:50.442	13	1:50.526	12	1:51.080	8
11	55	Nicolas Misslin	FRA	BWT Lechner	PROA	1:50.468	9	1:50.514	10	1:50.680	8	1:51.955	11	1:52.229	7
12	26	Emil Caumes	FRA	CLRT	AM	1:51.181	8	1:51.224	10	1:51.390	11	1:51.524	9	1:51.679	13
13	11	Sylvain Noël	FRA	Racing Techno	PROA	1:51.255	9	1:51.463	10	1:51.685	12	1:51.969	11	1:52.077	13
14	88	Stéphane Denoual	FRA	Martinet by AI	PROA	1:51.475	9	1:51.634	12	1:51.706	13	1:51.712	10	1:51.785	11
15	88	François Lansard	FRA	CLRT	AM	1:51.671	10	1:51.956	8	1:51.988	12	1:52.413	9	1:52.534	11
16	30	Roland Berville	FRA	Pierre Martinet	PROA	1:51.678	13	1:52.335	11	1:52.445	12	1:53.018	10	1:54.595	9
17	44	Franck Leherpeur	FRA	Racing Techno	AM	1:54.923	13	1:55.608	12	1:56.004	8	1:56.058	10	1:56.181	11
18	69	Florian Latorre	FRA	CLRT	PRO	2:14.557	1								
19	7	Jérôme Boullery	FRA	Racing Techno	PROA										
20	27	Jean-Baptiste Simmenauer	FRA	BWT Lechner	PRO										
21	59	Maxence Maurice	FRA	IMSA Performa	AM										
22	91	Christophe Lapierre	FRA	Sébastien Loe	PROA										



Circuito de Barcelona
Porsche Carrera Cup France
Race - 2
Best 5 Top Speeds

PORSCHE
CARRERA CUP
FRANCE

Cls	N°	Driver	Nat	Team	Class	Top 1		Top 2		Top 3		Top 4		Top 5		Avg
						Km/h	Lap	Km/h	Lap	Km/h	Lap	Km/h	Lap	Km/h	Lap	
1	99	Ugo Gazil	FRA	Pierre Martinet	PRO	276.9	11	274.8	10	274.1	8	274.1	12	272.7	9	274.5
2	87	Richard Wagner	DEU	BWT Lechner	PRO	274.8	11	274.1	10	273.4	8	273.4	9	269.3	13	273.0
3	5	Adam Eteki	FRA	CLRT	PRO	274.1	10	272.7	9	272.7	12	272.7	13	272.0	8	272.8
4	74	Victor Blugeon	FRA	Pierre Martinet	PRO	274.1	8	273.4	11	272.7	7	272.0	9	272.0	10	272.8
5	85	Hugo Chevalier	FRA	CLRT	PRO	274.1	9	273.4	12	272.7	10	272.0	8	272.0	13	272.8
6	1	Ayhancan Güven	TUR	Martinet by AI	PRO	272.7	11	272.0	10	272.0	12	272.0	13	271.3	7	272.0
7	33	Evan Spenle	FRA	Sébastien Loe	PRO	272.7	8	272.7	9	272.7	10	272.0	12	271.3	11	272.3
8	11	Sylvain Noël	FRA	Racing Techno	PROA	272.0	9	272.0	12	271.3	8	271.3	10	270.6	13	271.4
9	20	Victor Weyrich	FRA	Pierre Martinet	PRO	272.0	11	272.0	12	271.3	8	271.3	9	271.3	13	271.6
10	26	Emil Caumes	FRA	CLRT	AM	272.0	12	271.3	9	271.3	10	271.3	11	270.6	13	271.3
11	23	Marvin Klein	FRA	Martinet by AI	PRO	271.3	9	271.3	11	271.3	12	271.3	13	270.6	8	271.2
12	88	François Lansard	FRA	CLRT	AM	270.6	12	270.0	8	270.0	10	270.0	13	269.3	11	270.0
13	55	Nicolas Misslin	FRA	BWT Lechner	PROA	270.0	8	270.0	9	270.0	10	270.0	11	269.3	12	269.8
14	88	Stéphane Denoual	FRA	Martinet by AI	PROA	270.0	8	270.0	9	267.9	7	267.3	10	267.3	11	268.5
15	44	Franck Leherpeur	FRA	Racing Techno	AM	267.3	7	267.3	8	267.3	9	267.3	10	266.6	11	267.1
16	30	Roland Berville	FRA	Pierre Martinet	PROA	266.6	11	266.6	12	266.0	10	266.0	13	264.7	8	266.0
17	91	Jaxon Evans	NZL	BWT Lechner	PRO	266.6	12	266.6	13	266.0	9	266.0	10	266.0	11	266.2
18	69	Florian Latorre	FRA	CLRT	PRO	230.2	1	87.6	2							158.9
19	27	Jean-Baptiste Simmenauer	FRA	BWT Lechner	PRO	225.4	1									225.4
20	7	Jérôme Boullery	FRA	Racing Techno	PROA	217.3	1									217.3
21	91	Christophe Lapierre	FRA	Sébastien Loe	PROA	216.4	1									216.4
22	59	Maxence Maurice	FRA	IMSA Performa	AM	213.8	1									213.8



Circuito de Barcelona
Porsche Carrera Cup France
Race - 2
Fastest Laps Sequence

PORSCHE
CARRERA CUP
FRANCE

Lap	Time of Day	Session Time	Nº	Driver	Nat	Team	Class	Time	Km/h
7	11:53:59.297	20:15.297	91	Jaxon Evans	NZL	BWT Lechner Racing	PRO	1:49.689	152.7
8	11:55:48.700	22:04.700	91	Jaxon Evans	NZL	BWT Lechner Racing	PRO	1:49.403	153.1
9	11:57:39.961	23:55.961	23	Marvin Klein	FRA	Martinet by Alméras	PRO	1:49.355	153.2
11	12:01:16.992	27:32.992	91	Jaxon Evans	NZL	BWT Lechner Racing	PRO	1:49.192	153.4
12	12:03:09.457	29:25.457	5	Adam Eteki	FRA	CLRT	PRO	1:49.024	153.7



Circuit de Barcelona
Porsche Carrera Cup France
Race - 2
Event Best Maximum Speed

PORSCHE
CARRERA CUP
FRANCE

N°	Driver	Nat	Team	Class	Km/h	Session
991	Ugo Gazil	FRA	Pierre Martinet by Alméras	PRO	276.9	Race - 2
33	Evan Spenle	FRA	Sébastien Loeb Racing	PRO	276.2	Race - 1
85	Hugo Chevalier	FRA	CLRT	PRO	274.8	Race - 1
87	Richard Wagner	DEU	BWT Lechner Racing	PRO	274.8	Race - 2
1	Ayhancan Güven	TUR	Martinet by Alméras	PRO	274.1	Free Practice - 2
23	Marvin Klein	FRA	Martinet by Alméras	PRO	274.1	Free Practice - 2
20	Victor Weyrich	FRA	Pierre Martinet by Alméras	PRO	274.1	Race - 1
74	Victor Blugeon	FRA	Pierre Martinet by Alméras	PRO	274.1	Race - 2
5	Adam Eteki	FRA	CLRT	PRO	274.1	Race - 2
911	Christophe Lapierre	FRA	Sébastien Loeb Racing	PROAM	273.4	Race - 1
7	Jérôme Boullery	FRA	Racing Technology	PROAM	273.4	Race - 1
27	Jean-Baptiste Simmenauer	FRA	BWT Lechner Racing	PRO	272.7	Free Practice - 2
91	Jaxon Evans	NZL	BWT Lechner Racing	PRO	272.7	Free Practice - 2
11	Sylvain Noël	FRA	Racing Technology	PROAM	272.7	Race - 1
888	François Lansard	FRA	CLRT	AM	272.7	Race - 1
59	Maxence Maurice	FRA	IMSA Performance	AM	272.0	Free Practice - 2
55	Nicolas Misslin	FRA	BWT Lechner Racing	PROAM	272.0	Qualifying
44	Franck Leherpeur	FRA	Racing Technology	AM	272.0	Qualifying
26	Emil Caumes	FRA	CLRT	AM	272.0	Race - 1
69	Florian Latorre	FRA	CLRT	PRO	272.0	Race - 1
4	Mathieu Blaise	FRA	Racing Technology	AM	270.6	Free Practice - 2
88	Stéphane Denoual	FRA	Martinet by Alméras	PROAM	270.0	Free Practice - 1
30	Roland Berville	FRA	Pierre Martinet by Alméras	PROAM	269.3	Qualifying

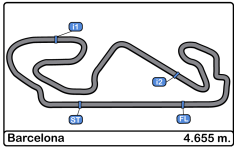


Circuit de Barcelona
Porsche Carrera Cup France
Race - 2
Lap Chart



LAP

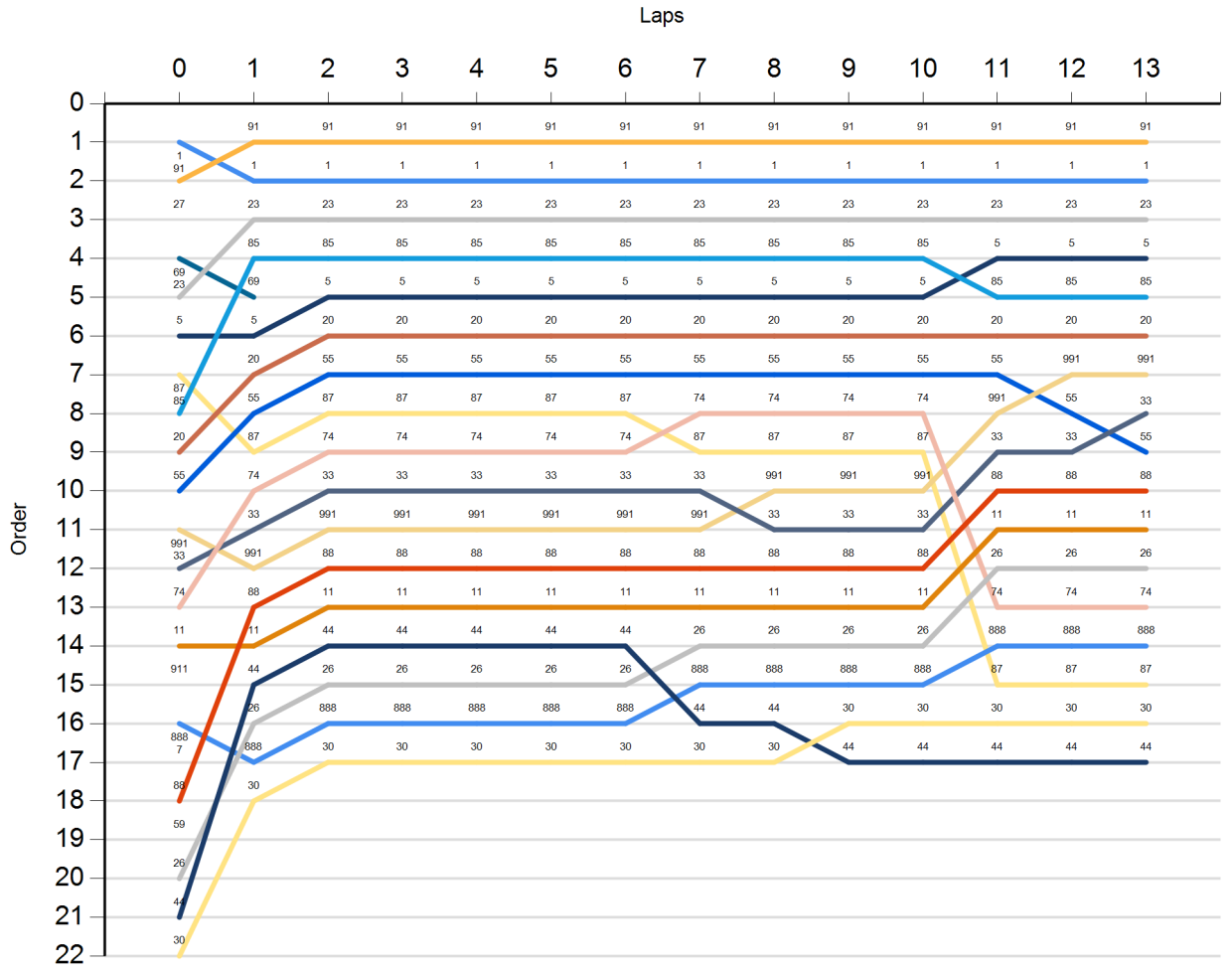
Nr	Pos	Grid	1	2	3	4	5	6	7	8	9	10	11	12	13
1	1	1	91	91	91	91	91	91	91	91	91	91	91	91	91
91	2	91	1	1	1	1	1	1	1	1	1	1	1	1	1
27	3	27	23	23	23	23	23	23	23	23	23	23	23	23	23
69	4	69	85	85	85	85	85	85	85	85	85	85	5	5	5
23	5	23	69	5	5	5	5	5	5	5	5	5	85	85	85
5	6	5	5	20	20	20	20	20	20	20	20	20	20	20	20
87	7	87	20	55	55	55	55	55	55	55	55	55	55	991	991
85	8	85	55	87	87	87	87	87	74	74	74	74	991	55	33
20	9	20	87	74	74	74	74	74	87	87	87	87	33	33	55
55	10	55	74	33	33	33	33	33	33	991	991	991	88	88	88
991	11	991	33	991	991	991	991	991	991	33	33	33	11	11	11
33	12	33	991	88	88	88	88	88	88	88	88	88	26	26	26
74	13	74	88	11	11	11	11	11	11	11	11	11	74	74	74
11	14	11	11	44	44	44	44	44	26	26	26	26	888	888	888
911	15	911	44	26	26	26	26	26	888	888	888	888	87	87	87
888	16	888	26	888	888	888	888	888	44	44	30	30	30	30	30
7	17	7	888	30	30	30	30	30	30	30	44	44	44	44	44
88	18	88	30												
59	19	59													
26	20	26													
44	21	44													
30	22	30													

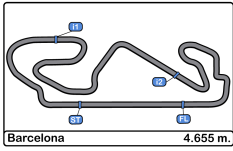


Circuit de Barcelona
Porsche Carrera Cup France
Race - 2
Graphic Lap Chart



- 1
- 91
- 27
- 69
- 23
- 5
- 87
- 85
- 20
- 55
- 991
- 33
- 74
- 11
- 911
- 888
- 7
- 88
- 59
- 26
- 44
- 30

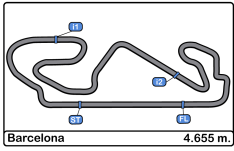




Circuito de Barcelona
Porsche Carrera Cup France
Race - 2
Pit Stop Analysis



N°	In Day Time	Driver	Nat	Team	Class	In Time	Stop N°	Pit Time	Handicap	Penalty
----	-------------	--------	-----	------	-------	---------	---------	----------	----------	---------



Circuito de Barcelona
Porsche Carrera Cup France
Race - 2
Weather Report

