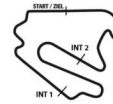


Qualifying 2 Lausitzring



Reg. Nr.: R-12080/20

Provisional

Result List

Stewards / Race Management

STEWARD	Achim Loth
STEWARD	Yasin Özer
STEWARD	Dennis Broedel
RACE DIRECTOR	Niels Wittich
CLERK OF THE COURSE	Janko Garbsch
TECHNICAL DELEGATE	Tim Zessack
CHIEF TIMEKEEPER	Steffen Ruhl

Weather Start/Finish

AIR	11.4°C
TRACK	9.7°C
CONDITIONS	Wet
PRESSURE	1005 hPa
AIR	11.9°C
TRACK	9.8°C
CONDITIONS	Wet
PRESSURE	1005 hPa

Track Information

GREEN FLAG	9:50:00
CHEQUERED FLAG	10:20:00
SAFETY CAR PHASE	0
FULL COURSE YELLOW PHASE	0
TRACK NAME	Lausitzring
TRACK LENGTH	4570m
TURN COUNT	14
FASTEST LAP:	#30. VER - 1:50.903

STARTED: 30 CLASSIFIED: 30 NOT CLASSIFIED: 0 DISQUALIFIED: 0

Drivers	Team	Car	Lap	Best Time	Gap	Diff	Kph	Day Time
1 30 B.Goethe(DNK)(J)/F.Vervisch(BEL)	TEAM WRT(BEL)	Audi R8 LMS GT3	4	1:50.903			148.3	9:58:10
2 77 M.Pommer(DEU)/J.Schmidt(CHE)	Callaway Competition(DEU)	Corvette C7 GT3-R	4	1:52.179	1.276	1.276	146.6	9:59:04
3 31 P.Niederhauser(CHE)/K.van der Linde(ZAF)	RUTRONIK-RACING(DEU)	Audi R8 LMS GT3	3	1:52.828	1.925	0.649	145.8	9:56:18
4 7 A.Renauer(DEU)/S.Asch(DEU)	Precote Herberth Motorsport(DEU)	Porsche 911 GT3 R	3	1:53.900	2.997	1.072	144.4	9:56:42
5 99 R.Renauer(DEU)/K.Bachler(AUT)	Precote Herberth Motorsport(DEU)	Porsche 911 GT3 R	2	1:54.205	3.302	0.305	144.0	9:55:09
6 8 H.Owega(DEU)/D.Marschall(DEU)(J)	RUTRONIK-RACING(DEU)	Audi R8 LMS GT3	4	1:54.275	3.372	0.070	143.9	9:58:24
7 9 A.Read(AUS)(J)/J.Eriksson(SWE)	Schubert Motorsport(DEU)	BMW M6 GT3	2	1:54.584	3.681	0.309	143.5	9:55:18
8 29 K.Schramm(DEU)(J)/C.Mies(DEU)	Montaplast by Land Motorsport(DEU)	Audi R8 LMS GT3	2	1:56.029	5.126	1.445	141.7	9:54:16
9 71 M.Paul(DEU)(J)/N.Langeveld(NLD)	T3-HRT-Motorsport(DEU)	Audi R8 LMS GT3	2	1:56.235	5.332	0.206	141.5	9:54:23
10 48 P.Ellis(GBR)/R.Marciello(ITA)	KNAUS Team HTP-WINWARD(DEU)	Mercedes-AMG GT3 EVO	2	1:56.902	5.999	0.667	140.7	9:54:38
11 36 M.Dienst(DEU)(J)/P.Frommenwiler(CHE)	DLV-Team Schuetz Motorsport(DEU)	Mercedes-AMG GT3	2	1:58.317	7.414	1.415	139.0	9:55:04
12 4 H.von Danwitz(DEU)(J)/M.Winkelhock(DEU)	Aust Motorsport(DEU)	Audi R8 LMS GT3	2	1:58.763	7.860	0.446	138.5	9:57:54
13 82 S.Schothorst(NLD)/T.Zimmermann(DEU)(J)	GRT GRASSERRACING TEAM(AUT)	Lamborghini Huracan GT3 E	10	1:59.086	8.183	0.323	138.1	10:21:30
14 14 E.Johansson(SWE)(J)/A.Farfus(BRA)	MRS GT-Racing(DEU)	BMW M6 GT3	2	1:59.141	8.238	0.055	138.0	9:54:32
15 63 A.Costa Balboa(ESP)/F.Perera(FRA)	GRT GRASSERRACING TEAM(AUT)	Lamborghini Huracan GT3 E	10	1:59.237	8.334	0.096	137.9	10:20:55
16 18 J.Fittje(DEU)(J)/D.Jahn(DEU)	KÜS TEAM75 Bernhard(DEU)	Porsche 911 GT3 R	11	1:59.305	8.402	0.068	137.8	10:19:57
17 20 M.Wischofer(AUT)(J)/D.Boccolacci(FRA)	Team Zakspeed BKK Mobil Oil Racing(D	Mercedes-AMG GT3 EVO	7	1:59.513	8.610	0.208	137.6	10:14:03
18 22 L.Stolz(DEU)/M.Engel(DEU)	Toksport WRT(DEU)	Mercedes-AMG GT3 EVO	10	1:59.648	8.745	0.135	137.5	10:15:54
19 47 I.Dontje(NLD)/M.Götz(DEU)	MANN-FILTER Team HTP-WINWARD(C	Mercedes-AMG GT3 EVO	9	1:59.673	8.770	0.025	137.4	10:15:08
20 10 H.Skoog(SWE)(J)/S.van der Linde(ZAF)	Schubert Motorsport(DEU)	BMW M6 GT3	7	1:59.816	8.913	0.143	137.3	10:09:43
21 28 M.Hofer(AUT)/C.Haase(DEU)	Montaplast by Land Motorsport(DEU)	Audi R8 LMS GT3	11	1:59.825	8.922	0.009	137.3	10:17:53
22 32 C.Weerts(BEL)(J)/D.Vanthoor(BEL)	TEAM WRT(BEL)	Audi R8 LMS GT3	7	1:59.849	8.946	0.024	137.2	10:10:45
23 33 F.Salaquarda(CZE)(T)/F.Stippler(DEU)	Team ISR(CZE)	Audi R8 LMS GT3	6	2:00.073	9.170	0.224	137.0	10:15:59
24 72 C.Schöll(AUT)(J)/J.Pepper(ZAF)	T3-HRT-Motorsport(DEU)	Bentley Continental GT3	10	2:00.196	9.293	0.123	136.8	10:17:17
25 92 C.Engelhart(DEU)/M.Ammernüller(DEU)	SSR Performance(DEU)	Porsche 911 GT3 R	11	2:00.291	9.388	0.095	136.7	10:20:23
26 21 H.Still(DEU)/J.Eriksson(SWE)	Team Zakspeed BKK Mobil Oil Racing(D	Mercedes-AMG GT3 EVO	8	2:00.293	9.390	0.002	136.7	10:15:40
27 3 M.Hackländer(DEU)/N.Rogivue(CHE)(J)	Aust Motorsport(DEU)	Audi R8 LMS GT3	8	2:00.359	9.456	0.066	136.6	10:19:40
28 19 N.Lagrange(BEL)/C.Schmid(AUT)	GRT GRASSERRACING TEAM(AUT)	Lamborghini Huracan GT3 E	9	2:00.481	9.578	0.122	136.5	10:20:21
29 26 R.Feller(CHE)(J)/S.Mücke(DEU)	BWT Mücke Motorsport(DEU)	Audi R8 LMS GT3	9	2:01.699	10.796	1.218	135.1	10:20:28
30 11 E.Erhart(DEU)(T)/P.Kaffer(DEU)	EFP Car Collection by TECE(DEU)	Audi R8 LMS GT3	11	2:01.817	10.914	0.118	135.0	10:20:39

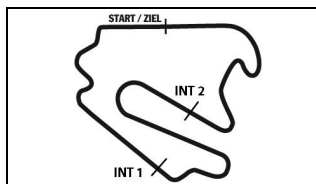
Subject to final scrutineering!

Publication time:	Clerk of the Course: Janko Garbsch	Timekeeper: Steffen Ruhl
-------------------	------------------------------------	--------------------------

ver: 1.0

www.adac.de/motorsport

Page 1 / 1 printed: 1.11.2020 10:24



ADAC GT Masters

Sector List Qualifying 2

Provisional



Lausitzring, Length: 4570m

Air temperature: 11.94°C

Track temperature: 9.8°C

Weather condition: Wet

DMSB Reg. Nr.: R-12080/20

Sunday, November 1, 2020 9:50:00

Lap Id	Time	SE1	SP1	SE2	SP2	SE3	SP3	TSP	Lap Id	Time	SE1	SP1	SE2	SP2	SE3	SP3	TSP		
3 Hackländer, DEU(#1) / Rogivue, CHE(#2)									theoretical besttime: 1:58.495										
1	2	5:38.082	4:00.456	128	54.996	174	42.630	158	6	2	2:31.197	37.201	213	1:13.280	136	40.716	228	237	
2	2	2:03.981	39.087	198	47.864	213	37.030	233	7	2	2:02.257	37.337	214	45.836	211	39.084	231	238	
3	2	2:17.676	42.736	184	50.728	160	44.212	58	243	8	2	2:00.359	36.379	215	45.086	211	38.894	232	240
4	2	6:44.775	4:48.199	209	48.976	201	1:07.600	58	9	2	2:00.917	36.862	214	45.160	211	38.895	232	241	
5	2	6:21.912	4:54.188	208	47.648	209	40.076	228											

4 von Danwitz, DEU(#1) / Winkelhock, DEU(#2)									theoretical besttime: 1:57.048										
1	2	5:55.506	4:24.570	172	51.315	184	39.621	224	7	2	2:01.869	37.013	214	45.933	210	38.923	229	238	
2	2	1:58.763	36.377	214	45.748	213	36.638	233	235	8	2	2:00.861	36.911	214	45.341	210	38.609	229	239
3	2	1:59.484	35.501	216	45.402	203	38.581	228	242	9	2	2:00.297	36.600	214	45.150	211	38.547	230	239
4	2	2:22.303	41.604	196	53.779	165	46.920	58	239	10	2	1:59.935	36.489	214	45.044	211	38.402	230	239
5	2	7:13.393	5:44.389	168	48.319	205	40.685	226	11	2	2:04.738	36.479	214	44.909	211	43.350	58	240	
6	2	2:03.173	37.759	214	46.165	210	39.249	228	236										

7 Renauer, DEU(#1) / Asch, DEU(#2)									theoretical besttime: 1:53.900										
1	2	2:51.676	1:29.632	211	45.747	215	36.297	234	7	2	7:17.290	5:53.312	212	45.660	213	38.318	234		
2	2	1:56.208	35.611	217	44.115	216	36.482	232	242	8	2	2:00.234	36.459	217	45.223	212	38.552	235	243
3	2	1:53.900	34.738	217	42.911	215	36.251	232	240	9	2	2:00.251	36.596	218	45.215	211	38.440	234	243
4	2	2:00.046	34.864	217	44.621	215	40.561	58	240	10	2	1:59.670	36.674	218	44.938	212	38.058	234	244
5	2	4:02.581	2:36.645	216	46.762	213	39.174	233	11	2	2:00.614	37.037	217	45.072	213	38.505	234	243	
6	2	2:01.956	36.415	217	45.607	213	39.934	58	241										

8 Oweg, DEU(#1) / Marschall, DEU(#2)									theoretical besttime: 1:54.275										
1	2	2:32.681	59.456	168	52.552	171	40.673	226	5	2	2:14.186	37.342	213	48.834	195	48.010	58	244	
2	2	2:01.703	37.230	214	47.178	213	37.295	234	237	6	2	8:12.138	6:39.352	203	51.498	202	41.288	226	
3	2	1:55.811	35.362	215	44.112	215	36.337	234	244	7	2	2:10.665	38.348	213	48.263	149	44.054	58	236
4	2	1:54.275	34.685	215	43.525	216	36.065	235	243										

9 Read, AUS(#1) / Eriksson, SWE(#2)									theoretical besttime: 1:54.559										
1	2	3:23.840	1:44.677	187	47.914	183	51.249	235	6	2	2:06.707	37.518	217	47.131	203	42.058	234	237	
2	2	1:54.584	34.560	219	43.564	218	36.460	234	242	7	2	2:05.545	37.032	216	45.675	212	42.838	231	239
3	2	1:57.099	34.535	219	43.867	218	38.697	59	243	8	2	2:03.071	37.366	219	45.878	211	39.827	234	242
4	2	4:21.501	2:40.619	194	53.975	173	46.907	59	9	2	2:02.297	36.910	216	45.723	205	39.664	59	243	
5	2	10:48.751	9:12.741	211	51.831	181	44.179	229											

10 Skoog, SWE(#1) / van der Linde, ZAF(#2)									theoretical besttime: 1:55.858										
1	2	2:21.005	56.862	196	47.439	213	36.704	233	8	2	2:05.498	38.684	182	45.471	176	41.343	235	242	
2	2	1:58.192	35.308	219	43.846	215	39.038	59	242	9	2	2:00.216	36.710	215	44.752	216	38.754	234	241
3	2	7:21.587	5:57.238	216	45.330	213	39.019	232	242	10	2	1:59.907	36.447	219	44.680	216	38.780	234	244
4	2	2:01.112	37.025	217	45.223	213	38.864	233	242	11	2	2:03.126	36.452	215	46.477	187	40.197	234	243
5	2	2:00.829	36.851	217	44.966	212	39.012	234	239	12	2	2:00.285	36.544	217	44.682	217	39.059	233	243
6	2	2:00.232	36.821	218	44.719	216	38.692	233	242	13	2	2:03.089	37.108	218	44.679	214	41.302	59	243
7	2	1:59.816	36.500	217	44.500	214	38.816	234	243										

11 Erhart, DEU(#1) / Kaffer, DEU(#2)									theoretical besttime: 2:01.676										
1	2	7:36.751	6:03.474	177	52.612	206	40.665	217	7	2	2:15.276	38.298	213	56.298	205	40.680	229	240	
2	2	2:04.916	36.968	214	47.071	201	40.877	216	229	8	2	2:02.129	37.181	213	45.880	209	39.068	231	238
3	2	2:20.882	42.695	211	51.878	192	46.309	58	226	9	2	2:08.709	37.186	214	46.516	209	45.007	230	240
4	2	3:56.120	2:23.837	207	50.905	206	41.378	223	10	2	2:04.199	38.355	213	46.688	207	39.156	230	238	
5	2	2:05.074	38.055	213	47.190	210	39.829	229	234	11	2	2:01.817	36.844	214	46.019	209	38.954	230	238
6	2	2:02.856	37.487	213	46.417	210	38.952	231	239										

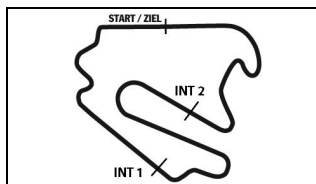
14 Johansson, SWE(#1) / Farfus, BRA(#2)									theoretical besttime: 1:54.178										
1	2	2:32.941	1:00.625	172	52.320	180	39.996	223	7	2	2:04.134	37.865	217	46.482	213	39.787	233	240	
2	2	1:59.141	37.118	221	45.832	218	36.191	239	236	8	2	2:03.465	37.523	217	46.194	211	39.748	233	242
3	2	2:00.060	34.605	221	43.382	220	42.073	59	248	9	2	2:01.949	37.152	217	45.442	213	39.355	234	243
4	2	4:04.808	2:33.268	213	47.724	176	43.816	226	10	2	2:01.797	36.951	217	45.391	212	39.455	235	243	
5	2	2:23.977	41.609	208	54.529	154	47.839	59	233	11	2	2:12.048	37.460	158	52.220	175	42.368	234	243

ver: 1.0

www.adac.de/motorsport

Page 1/ 4 printed: 1.11.2020 10:24





ADAC GT Masters

Sector List Qualifying 2

Provisional



Lausitzring, Length: 4570m

Air temperature: 11.94°C

Track temperature: 9.8°C

Weather condition: Wet

DMSB Reg. Nr.: R-12080/20

Sunday, November 1, 2020 9:50:00

Lap	Id	Time	SE1	SP1	SE2	SP2	SE3	SP3	TSP	Lap	Id	Time	SE1	SP1	SE2	SP2	SE3	SP3	TSP
6	2	4:50.134	3:20.156	212	47.989	199	41.989	231		12	2	2:01.921	37.040	217	45.740	212	39.141	233	243

18 Fittje, DEU(#1) / Jahn, DEU(#2)

theoretical besttime: 1:59.071

1	2	3:07.812	1:29.961	123	55.916	167	41.935	202		7	2	2:03.199	37.233	216	47.481	143	38.485	231	239
2	2	2:09.682	37.422	200	49.657	171	42.603	58	218	8	2	2:00.042	36.942	217	44.617	214	38.483	232	240
3	2	5:51.763	4:12.459	211	52.985	191	46.319	58		9	2	2:02.291	36.547	217	44.805	213	40.939	231	241
4	2	4:42.762	3:17.828	213	46.135	212	38.799	231		10	2	1:59.583	36.724	217	44.652	213	38.207	231	240
5	2	2:00.165	37.115	217	44.781	213	38.269	232	239	11	2	1:59.305	36.407	216	44.647	213	38.251	232	240
6	2	2:00.616	37.227	217	45.237	213	38.152	231	240	12	2	1:59.445	36.544	217	44.512	215	38.389	230	241

19 Lagrange, BEL(#1) / Schmid, AUT(#2)

theoretical besttime: 2:00.451

1	2	11:25.292	9:36.012	182	55.181	156	54.099	51		6	2	2:01.189	36.820	214	45.619	211	38.750	231	239
2	2	4:22.737	2:49.501	210	48.484	180	44.752	227		7	2	2:00.880	36.739	214	45.421	212	38.720	230	240
3	2	2:03.083	37.320	213	46.321	209	39.442	226	236	8	2	2:16.848	36.672	214	58.498	186	41.678	231	240
4	2	2:09.004	41.711	213	47.687	209	39.606	229	236	9	2	2:00.481	36.566	215	45.386	212	38.529	230	239
5	2	2:01.304	37.024	214	45.781	212	38.499	231	238										

20 Wishofer, AUT(#1) / Boccolacci, FRA(#2)

theoretical besttime: 1:59.146

1	2	8:36.471	6:58.740	148	56.227	181	41.504	206		6	2	2:00.566	36.597	214	45.392	209	38.577	229	237
2	2	2:09.380	39.608	212	48.702	201	41.070	225	206	7	2	1:59.513	36.049	214	44.996	211	38.468	230	237
3	2	2:20.151	41.464	202	53.761	188	44.926	59	235	8	2	2:09.087	43.344	173	47.252	209	38.491	228	239
4	2	4:54.563	3:25.188	207	48.653	204	40.722	225		9	2	2:00.035	36.650	213	45.056	210	38.329	228	237
5	2	2:02.196	37.301	213	46.188	210	38.707	228	234	10	2	1:59.635	36.265	214	44.768	210	38.602	227	236

21 Still, DEU(#1) / Eriksson, SWE(#2)

theoretical besttime: 1:59.944

1	2	8:39.848	7:04.262	113	54.040	158	41.546	221		7	2	2:14.707	36.594	214	54.704	204	43.409	229	237
2	2	2:22.639	41.122	210	55.642	181	45.875	59	232	8	2	2:00.293	36.382	214	45.392	211	38.519	229	237
3	2	4:17.037	2:47.407	183	49.087	181	40.543	224		9	2	2:04.387	36.374	214	48.493	162	39.520	229	238
4	2	2:03.542	37.305	213	46.977	205	39.260	228	233	10	2	2:00.680	36.456	214	45.275	211	38.949	229	237
5	2	2:01.753	37.114	213	46.030	208	38.609	228	236	11	2	2:08.111	37.762	214	45.960	179	44.389	59	238
6	2	2:00.489	36.691	213	45.503	210	38.295	229	237										

22 Stolz, DEU(#1) / Engel, DEU(#2)

theoretical besttime: 1:58.715

1	2	2:50.691	1:22.213	191	48.678	193	39.800	218		8	2	2:02.426	36.274	215	45.610	207	40.542	60	237
2	2	2:03.169	36.810	197	47.579	194	38.780	229	225	9	2	3:35.811	2:08.431	213	46.057	210	41.323	229	
3	2	2:03.386	35.372	214	45.117	211	42.897	59	237	10	2	1:59.648	36.149	215	45.107	211	38.392	230	238
4	2	3:43.986	2:09.340	211	49.973	198	44.673	58		11	2	2:00.435	36.521	216	45.076	209	38.838	229	239
5	2	3:32.693	2:05.841	210	47.420	209	39.432	227		12	2	2:01.047	36.478	215	45.338	209	39.231	227	239
6	2	2:02.140	36.542	214	46.895	209	38.703	228	236	13	2	1:59.650	36.307	216	44.963	209	38.380	228	237
7	2	2:00.394	36.497	214	45.485	209	38.412	228	237										

26 Feller, CHE(#1) / Mücke, DEU(#2)

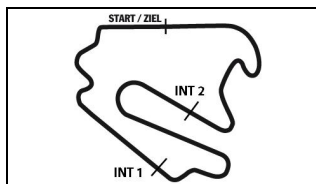
theoretical besttime: 2:01.699

1	2	11:05.787	9:23.787	194	54.649	177	47.351	58		6	2	2:30.195	37.576	214	1:10.199	152	42.420	230	240
2	2	3:17.456	1:47.235	208	49.287	198	40.934	227		7	2	2:03.293	37.184	214	46.850	209	39.259	230	239
3	2	2:06.166	38.102	213	48.015	206	40.049	227	237	8	2	2:02.576	37.188	215	46.289	209	39.099	230	240
4	2	2:09.262	38.644	211	47.966	206	42.652	58	237	9	2	2:01.699	36.672	215	46.216	210	38.811	231	240
5	2	3:11.758	1:45.102	212	46.974	209	39.682	230											

28 Hofer, AUT(#1) / Haase, DEU(#2)

theoretical besttime: 1:57.812

1	2	2:27.548	58.137	192	49.953	209	39.458	229		8	2	2:00.977	36.892	213	45.235	211	38.850	230	240
2	2	2:02.681	35.158	215	44.462	212	43.061	54	238	9	2	2:07.944	37.188	213	48.678	84	42.078	230	238
3	2	4:53.989	3:26.973	211	48.824	202	38.192	231		10	2	2:01.627	37.102	211	45.494	205	39.031	230	241
4	2	2:17.133	40.116	213	49.794	181	47.223	58	240	11	2	1:59.825	36.616	215	44.939	212	38.270	231	239
5	2	3:55.976	2:28.910	209	47.400	207	39.666	228		12	2	2:01.187	36.796	212	45.414	210	38.977	231	240
6	2	2:03.270	37.457	213	46.277	207	39.536	229	237	13	2	2:13.039	36.698	213	52.811	165	43.530	59	240
7	2	2:01.687	37.236	213	45.722	210	38.729	230	239										



ADAC GT Masters

Sector List Qualifying 2

Provisional



Lausitzring, Length: 4570m

Air temperature: 11.94°C

Track temperature: 9.8°C

Weather condition: Wet

DMSB Reg. Nr.: R-12080/20

Sunday, November 1, 2020 9:50:00

Lap Id	Time	SE1	SP1	SE2	SP2	SE3	SP3	TSP	Lap Id	Time	SE1	SP1	SE2	SP2	SE3	SP3	TSP		
29 Schramm, DEU(#1) / Mies, DEU(#2)									theoretical besttime: 1:55.077										
1	2	2:20.237	56.273	208	47.275	211	36.689	227	8	2	2:01.069	36.900	212	45.501	208	38.668	229	237	
2	2	1:56.029	35.263	213	44.248	212	36.518	228	236	9	2	2:00.989	36.525	213	45.531	207	38.933	228	238
3	2	1:56.827	34.676	213	43.883	211	38.268	58	236	10	2	2:01.036	36.480	213	45.399	208	39.157	227	238
4	2	4:43.619	3:01.564	192	53.795	175	48.260	58	11	2	2:01.084	36.775	212	45.549	207	38.760	230	236	
5	2	3:35.898	2:07.220	211	48.670	203	40.008	227	12	2	2:00.828	36.841	213	45.607	210	38.380	229	238	
6	2	2:03.131	37.428	213	46.130	209	39.573	228	237	13	2	2:04.660	36.454	213	46.994	135	41.212	59	238
7	2	2:02.641	37.416	213	46.218	210	39.007	229	238										

30 Goethe, DNK(#1) / Vervisch, BEL(#2)									theoretical besttime: 1:50.903										
1	2	2:25.962	53.562	156	53.206	174	39.194	229	7	2	2:00.881	37.061	214	45.422	207	38.398	229	237	
2	2	2:00.742	36.523	169	47.499	214	36.720	234	237	8	2	2:06.057	40.103	214	45.208	211	40.746	229	239
3	2	1:52.351	34.108	217	42.997	217	35.246	234	243	9	2	2:04.118	38.274	213	45.065	209	40.779	229	238
4	2	1:50.903	33.772	217	42.055	217	35.076	234	243	10	2	2:01.156	36.957	214	45.353	207	38.846	228	239
5	2	2:10.319	35.346	215	48.822	205	46.151	59	242	11	2	2:09.230	36.948	213	48.342	208	43.940	58	238
6	2	8:32.892	6:58.629	196	51.179	170	43.084	227											

31 Niederhauser, CHE(#1) / van der Linde, ZAF(#2)									theoretical besttime: 1:52.457										
1	2	2:28.340	56.336	187	53.205	198	38.799	232	5	2	2:06.341	35.585	215	45.416	201	45.340	59	244	
2	2	1:56.753	35.498	216	45.247	214	36.008	233	241	6	2	8:23.270	6:52.097	194	50.531	205	40.642	227	
3	2	1:52.828	34.102	217	42.986	217	35.740	233	243	7	2	2:05.351	38.017	213	47.850	209	39.484	229	237
4	2	1:54.021	33.731	217	44.533	216	35.757	235	242	8	2	2:05.651	37.094	213	45.800	209	42.757	59	239

32 Weerts, BEL(#1) / Vanthoor, BEL(#2)									theoretical besttime: 1:59.646										
1	2	2:36.460	54.246	150	57.019	179	45.195	222	7	2	1:59.849	36.313	214	45.008	207	38.528	228	238	
2	2	2:15.510	38.959	149	49.869	209	46.682	58	228	8	2	1:59.955	36.441	212	44.859	212	38.655	229	236
3	2	5:31.025	4:01.790	210	47.792	203	41.443	225	9	2	2:16.435	49.301	207	46.996	208	40.138	229	238	
4	2	2:28.330	47.090	168	54.326	193	46.914	58	235	10	2	2:00.953	36.512	215	45.453	204	38.988	229	237
5	2	3:52.106	2:24.691	210	47.608	209	39.807	228	11	2	2:01.214	36.611	214	45.283	210	39.320	228	240	
6	2	2:01.404	36.875	213	46.055	211	38.474	229	237	12	2	2:03.462	37.636	213	45.677	206	40.149	59	236

33 Salaquarda, CZE(#1) / Stippler, DEU(#2)									theoretical besttime: 1:59.839										
1	2	15:44.735	14:12.374	173	49.672	206	42.689	217	5	2	2:07.131	36.708	216	47.919	208	42.504	231	236	
2	2	2:05.075	38.715	214	46.285	211	40.075	231	229	6	2	2:00.073	36.702	216	44.920	211	38.451	234	236
3	2	2:01.042	36.844	215	45.745	211	38.453	228	242	7	2	2:03.790	37.073	216	47.720	203	38.997	231	243
4	2	2:00.779	37.146	214	45.235	212	38.398	232	235	8	2	2:00.941	37.774	215	44.739	211	38.428	231	241

36 Dienst, DEU(#1) / Frommenwiler, CHE(#2)									theoretical besttime: 1:57.737										
1	2	3:05.317	1:30.488	127	55.555	193	39.274	225	7	2	2:06.669	38.388	213	45.618	211	42.663	60	233	
2	2	1:58.317	35.162	214	45.553	211	37.602	228	235	8	2	6:08.682	4:43.412	212	46.155	208	39.115	227	
3	2	2:03.999	35.647	214	46.157	210	42.195	59	237	9	2	2:00.443	36.700	214	45.263	211	38.480	229	236
4	2	5:17.072	3:52.046	213	45.989	209	39.037	228	10	2	2:00.036	36.633	215	44.987	211	38.416	228	237	
5	2	2:00.835	36.489	214	45.458	207	38.888	228	236	11	2	1:59.410	36.214	215	44.973	210	38.223	227	237
6	2	2:04.114	36.838	215	47.372	203	39.904	224	237										

47 Dontje, NLD(#1) / Götz, DEU(#2)									theoretical besttime: 1:59.494										
1	2	2:45.797	1:14.716	160	50.494	180	40.587	210	7	2	2:00.108	36.729	213	44.961	211	38.418	228	237	
2	2	2:09.757	37.117	180	48.252	155	44.388	59	216	8	2	2:00.464	36.791	213	44.755	212	38.918	228	236
3	2	5:46.048	4:11.152	192	50.224	195	44.672	208	9	2	1:59.673	36.501	214	44.694	212	38.478	229	237	
4	2	2:16.824	40.427	211	51.596	169	44.801	58	222	10	2	1:59.939	36.446	214	44.848	211	38.645	228	237
5	2	4:07.213	2:38.386	202	48.416	201	40.411	225	11	2	1:59.893	36.382	214	44.918	211	38.593	228	237	
6	2	2:02.124	37.428	213	45.633	207	39.063	228	234	12	2	2:00.072	36.665	214	44.904	211	38.503	227	237

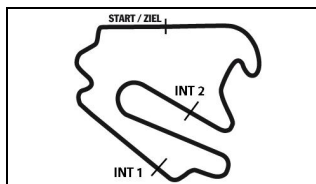
48 Ellis, GBR(#1) / Marciello, ITA(#2)									theoretical besttime: 1:54.297										
1	2	2:41.295	1:13.823	203	46.065	189	41.407	227	7	2	1:59.443	36.491	214	44.754	209	38.198	229	237	
2	2	1:56.902	34.785	215	45.645	213	36.472	229	236	8	2	2:13.067	38.158	128	50.599	200	44.310	228	238
3	2	1:57.626	34.426	216	43.399	214	39.801	60	237	9	2	2:00.212	36.558	213	44.873	209	38.781	229	237
4	2	5:04.048	3:20.916	205	54.096	175	49.036	59	10	2	1:59.164	36.126	214	44.730	209	38.308	229	238	
5	2	5:54.369	4:28.595	211	46.540	207	39.234	227	11	2	1:59.047	36.257	216	44.641	212	38.149	231	238	

ver: 1.0

www.adac.de/motorsport

Page 3/ 4 printed: 1.11.2020 10:24





ADAC GT Masters

Sector List Qualifying 2

Provisional



Lausitzring, Length: 4570m

Air temperature: 11.94°C

Track temperature: 9.8°C

Weather condition: Wet

DMSB Reg. Nr.: R-12080/20

Sunday, November 1, 2020 9:50:00

Lap	Id	Time	SE1	SP1	SE2	SP2	SE3	SP3	TSP	Lap	Id	Time	SE1	SP1	SE2	SP2	SE3	SP3	TSP
6	2	2:00.465	36.763	213	45.372	209	38.330	228	236	12	2	2:13.629	40.683	215	48.855	209	44.091	60	240

63 Costa Balboa, ESP(#1) / Perera, FRA(#2)

theoretical besttime: 1:59.003

1	2	11:14.635	9:29.301	180	56.493	168	48.841	55		6	2	2:00.748	36.589	215	45.821	209	38.338	232	242
2	2	3:32.093	2:01.699	210	48.264	203	42.130	229		7	2	1:59.533	36.426	216	44.997	212	38.110	232	242
3	2	2:05.422	37.854	214	47.578	209	39.990	232	238	8	2	1:59.795	36.468	215	44.887	211	38.440	233	242
4	2	2:02.801	36.978	216	46.489	211	39.334	233	240	9	2	1:59.815	36.269	216	45.170	211	38.376	233	241
5	2	2:00.945	37.031	217	45.607	209	38.307	233	242	10	2	1:59.237	36.503	215	44.797	213	37.937	233	242

71 Paul, DEU(#1) / Langeveld, NLD(#2)

theoretical besttime: 1:54.775

1	2	2:26.732	58.721	207	49.866	189	38.145	229		6	2	2:03.284	37.745	214	46.340	209	39.199	228	235
2	2	1:56.235	35.446	214	44.597	211	36.192	229	238	7	2	2:02.235	37.355	213	45.923	208	38.957	227	237
3	2	1:58.371	34.933	213	43.650	213	39.788	58	238	8	2	2:01.865	36.816	214	45.767	210	39.282	230	237
4	2	5:01.891	3:13.250	171	54.583	158	54.058	45		9	2	2:03.292	36.902	214	46.017	210	40.373	228	239
5	2	8:42.608	7:12.995	210	49.088	205	40.525	225		10	2	2:19.509	37.153	215	56.868	186	45.488	58	238

72 Schöll, AUT(#1) / Pepper, ZAF(#2)

theoretical besttime: 1:59.884

1	2	2:44.785	1:06.801	123	56.285	169	41.699	186		7	2	2:01.059	36.663	215	45.730	210	38.666	230	239
2	2	2:12.266	40.574	141	47.347	188	44.345	58	201	8	2	2:00.593	36.709	214	45.405	213	38.479	230	239
3	2	6:11.101	4:33.643	210	52.535	196	44.923	59		9	2	2:01.047	36.688	214	45.734	206	38.625	229	238
4	2	3:59.741	2:31.301	207	48.424	204	40.016	229		10	2	2:00.196	36.975	213	45.007	213	38.214	229	238
5	2	2:04.636	38.067	213	46.401	207	39.868	229	236	11	2	2:00.937	37.098	214	45.304	211	38.535	231	238
6	2	2:01.614	36.957	214	45.875	211	38.782	230	238	12	2	2:00.491	36.774	214	45.340	211	38.377	230	239

77 Pommer, DEU(#1) / Schmidt, CHE(#2)

theoretical besttime: 1:52.179

1	2	3:10.397	1:29.121	85	57.292	146	43.984	110		4	2	1:52.179	33.889	220	42.659	220	35.631	238	244
2	2	2:05.440	38.675	191	48.555	158	38.210	236	168	5	2	4:24.267	2:33.499	141	59.898	152	50.870	58	246
3	2	1:55.529	35.240	219	43.466	217	36.823	236	244	6	2	9:27.834	7:53.512	198	50.754	210	43.568	59	

82 Schothorst, NLD(#1) / Zimmermann, DEU(#2)

theoretical besttime: 1:59.086

1	2	4:29.381	2:27.546	105	1:10.459	112	51.376	54		6	2	2:01.045	36.854	215	45.792	211	38.399	230	239
2	2	6:46.738	5:01.250	168	56.079	159	49.409	55		7	2	2:00.491	36.670	215	45.420	210	38.401	231	239
3	2	4:12.857	2:42.900	210	48.791	201	41.166	227		8	2	1:59.812	36.349	215	45.120	209	38.343	231	239
4	2	2:05.840	38.062	213	46.401	210	41.377	55	237	9	2	1:59.821	36.395	215	45.110	211	38.316	230	240
5	2	3:55.041	2:29.031	213	47.049	210	38.961	230		10	2	1:59.086	36.069	215	44.806	211	38.211	231	239

92 Engelhart, DEU(#1) / Ammermüller, DEU(#2)

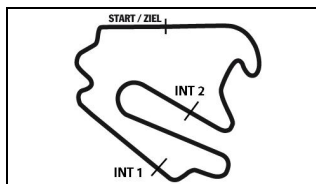
theoretical besttime: 2:00.291

1	2	2:33.323	1:02.549	212	49.353	208	41.421	56		7	2	2:08.176	37.053	214	45.696	212	45.427	230	240
2	2	7:27.673	5:55.412	210	50.866	205	41.395	218		8	2	2:00.531	36.780	214	45.090	211	38.661	231	239
3	2	2:16.253	40.724	212	50.656	193	44.873	58	225	9	2	2:03.021	36.970	215	46.204	210	39.847	231	240
4	2	3:49.028	2:16.517	213	46.640	210	45.871	227		10	2	2:01.202	36.974	214	45.260	212	38.968	230	239
5	2	2:02.413	37.340	214	45.882	212	39.191	230	237	11	2	2:00.291	36.697	216	44.949	212	38.645	231	240
6	2	2:01.063	36.895	216	45.420	211	38.748	231	239										

99 Renauer, DEU(#1) / Bachler, AUT(#2)

theoretical besttime: 1:54.205

1	2	3:14.451	1:49.110	213	45.811	210	39.530	232		6	2	2:01.723	37.235	215	46.165	213	38.323	231	241
2	2	1:54.205	34.376	217	43.375	216	36.454	232	241	7	2	1:59.446	36.559	217	44.569	214	38.318	231	240
3	2	2:00.834	35.510	215	45.043	213	40.281	57	240	8	2	1:59.346	36.623	216	44.359	212	38.364	231	240
4	2	3:37.137	1:57.004	198	53.367	170	46.766	58		9	2	2:00.473	36.517	216	44.214	214	39.742	58	240
5	2	5:44.520	4:20.542	215	45.455	213	38.523	232											



ADAC GT Masters

Top speed list Qualifying 2

Provisional



Lausitzring, Length: 4570m

Air temperature: 11.94°C

Track temperature: 9.8°C

Weather condition: Wet

DMSB Reg. Nr.: R-12080/20

Sunday, November 1, 2020 9:50:00

#	Name (NAT)	Team	Car name	Speed	Lap	Race time
14	Augusto Farfus (BRA)	MRS GT-Racing (DEU)	BMW M6 GT3	248.17	3	4:33.800
77	Jeffrey Schmidt (CHE)	Callaway Competition (DEU)	Corvette C7 GT3-R	246.46	5	9:05.267
31	Kelvin van der Linde (ZAF)	RUTRONIK-RACING (DEU)	Audi R8 LMS GT3	244.78	5	8:13.685
8	Dennis Marschall (DEU)	RUTRONIK-RACING (DEU)	Audi R8 LMS GT3	244.22	3	4:36.130
10	Sheldon van der Linde (ZAF)	Schubert Motorsport (DEU)	BMW M6 GT3	244.22	10	23:50.230
7	Sebastian Asch (DEU)	Precote Herberth Motorsport (DEU)	Porsche 911 GT3 R	244.22	10	26:05.885
9	Joel Eriksson (SWE)	Schubert Motorsport (DEU)	BMW M6 GT3	243.67	3	5:20.168
30	Frederic Vervisch (BEL)	TEAM WRT (BEL)	Audi R8 LMS GT3	243.67	4	6:20.803
33	Frank Stippler (DEU)	Team ISR (CZE)	Audi R8 LMS GT3	243.67	7	26:00.584
3	Nikolaj Rogivue (CHE)	Aust Motorsport (DEU)	Audi R8 LMS GT3	243.12	3	7:43.816
4	Markus Winkelhock (DEU)	Aust Motorsport (DEU)	Audi R8 LMS GT3	242.57	3	7:56.024
63	Franck Perera (FRA)	GRT GRASSER RACING TEAM (AUT)	Lamborghini Huracan GT3 EVO	242.02	5	18:56.708
99	Klaus Bachler (AUT)	Precote Herberth Motorsport (DEU)	Porsche 911 GT3 R	241.48	2	3:16.213
28	Christopher Haase (DEU)	Montaplast by Land Motorsport (DEU)	Audi R8 LMS GT3	241.48	10	23:52.974
18	David Jahn (DEU)	KÜS TEAM75 Bernhard (DEU)	Porsche 911 GT3 R	241.48	9	23:57.802
92	Michael Ammermüller (DEU)	SSR Performance (DEU)	Porsche 911 GT3 R	240.94	7	20:11.525
11	Pierre Kaffer (DEU)	EFP Car Collection by TECE (DEU)	Audi R8 LMS GT3	240.40	7	20:08.368
26	Stefan Mücke (DEU)	BWT Mücke Motorsport (DEU)	Audi R8 LMS GT3	240.40	6	21:52.201
19	Clemens Schmid (AUT)	GRT GRASSER RACING TEAM (AUT)	Lamborghini Huracan GT3 EVO	240.40	7	24:04.380
32	Dries Vanthoor (BEL)	TEAM WRT (BEL)	Audi R8 LMS GT3	240.40	11	27:03.810
82	Tim Zimmermann (DEU)	GRT GRASSER RACING TEAM (AUT)	Lamborghini Huracan GT3 EVO	240.40	9	27:32.977
48	Raffaele Marciello (ITA)	KNAUS Team HTP-WINWARD (DEU)	Mercedes-AMG GT3 EVO	240.40	12	29:47.407
22	Maro Engel (DEU)	Toksport WRT (DEU)	Mercedes-AMG GT3 EVO	239.86	11	25:56.124
71	Niels Langeveld (NLD)	T3-HRT-Motorsport (DEU)	Audi R8 LMS GT3	239.86	9	26:14.999
72	Jordan Lee Pepper (ZAF)	T3-HRT-Motorsport (DEU)	Bentley Continental GT3	239.33	7	19:15.924
20	Dorian Boccia (FRA)	Team Zakspeed BKK Mobil Oil Racing (DEU)	Mercedes-AMG GT3 EVO	239.33	8	24:04.618
29	Christopher Mies (DEU)	Montaplast by Land Motorsport (DEU)	Audi R8 LMS GT3	238.80	10	22:42.224
21	Jimmy Eriksson (SWE)	Team Zakspeed BKK Mobil Oil Racing (DEU)	Mercedes-AMG GT3 EVO	238.80	9	25:42.091
47	Maximilian Götz (DEU)	MANN-FILTER Team HTP-WINWARD (DEU)	Mercedes-AMG GT3 EVO	237.74	9	23:10.128
36	Philipp Frommenwiler (CHE)	DLV-Team Schuetz Motorsport (DEU)	Mercedes-AMG GT3	237.74	11	28:47.274