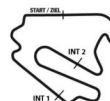


Race 1 Lausitzring



DMSB

Reg. Nr.: R-12080/20

Provisional

Result List

Stewards / Race Management

STEWARD	Achim Loth
STEWARD	Yasin Özer
STEWARD	Dennis Broedel
RACE DIRECTOR	Niels Wittich
CLERK OF THE COURSE	Janko Garbsch
TECHNICAL DELEGATE	Tim Zessack
CHIEF TIMEKEEPER	Steffen Ruhl

Weather Start/Finish

AIR	14.2°C
TRACK	12.8°C
CONDITIONS	Wet
PRESSURE	1010 hPa
AIR	13.6°C
TRACK	12.4°C
CONDITIONS	Wet
PRESSURE	1010 hPa

Track Information

GREEN FLAG	15:20:46
CHEQUERED FLAG	16:24:12
SAFETY CAR PHASE	3
FULL COURSE YELLOW PHASE	0
TRACK NAME	Lausitzring
TRACK LENGTH	4570m
TURN COUNT	14
TOTAL DISTANCE	127.96km
FASTEST LAP:	#48. MAR - 1:59.463

STARTED: 30 CLASSIFIED: 25 NOT CLASSIFIED: 5 DISQUALIFIED: 0

	Drivers	Team	Car	Laps	Total Time	Gap	Kph	Lap	Time	Kph
1	28 M.Hofer(AUT)/C.Haase(DEU)	Montaplastby Land Motorsport(DEU)	Audi R8 LMS GT3	28	1:03:27.043		120.7	28	1:59.602	137.5
2	47 I.Dontje(NLD)/M.Götz(DEU)	MANN-FILTER Team HTP-WINWARD(L	Mercedes-AMG GT3 EVO	28	1:03:27.190	0.147	120.7	28	1:59.674	137.4
3	99 R.Renauer(DEU)/K.Bachler(AUT)	Precote Herberth Motorsport(DEU)	Porsche 911 GT3 R	28	1:03:28.493	1.450	120.6	4	1:59.785	137.3
4	18 J.Fittje(DEU)(J)/D.Jahn(DEU)	KÜS TEAM75 Bernhard(DEU)	Porsche 911 GT3 R	28	1:03:29.770	2.727	120.7	28	2:00.028	137.0
5	31 P.Niederhauser(CHE)/K.van der Linde(ZAF)	RUTRONIK-RACING(DEU)	Audi R8 LMS GT3	28	1:03:31.212	4.169	120.8	5	2:00.035	137.0
6	92 C.Engelhart(DEU)/M.Ammernüller(DEU)	SSR Performance(DEU)	Porsche 911 GT3 R	28	1:03:32.469	5.426	120.7	28	2:00.771	136.2
7	8 H.Owega(DEU)/D.Marschall(DEU)(J)	RUTRONIK-RACING(DEU)	Audi R8 LMS GT3	28	1:03:36.494	9.451	120.7	28	2:01.109	135.8
8	77 M.Pommer(DEU)/J.Schmidt(CHE)	Callaway Competition(DEU)	Corvette C7 GT3-R	28	1:03:37.022	9.979	120.7	28	2:01.104	135.8
9	26 R.Feller(CHE)(J)/S.Mücke(DEU)	BWT Mücke Motorsport(DEU)	Audi R8 LMS GT3	28	1:03:38.198	11.155	121.1	28	2:01.164	135.7
10	72 C.Schöll(AUT)(J)/J.Pepper(ZAF)	T3-HRT-Motorsport(DEU)	Bentley Continental GT3	28	1:03:50.011	22.968	120.2	13	2:00.861	136.1
11	71 M.Paul(DEU)(J)/N.Langeveld(NLD)	T3-HRT-Motorsport(DEU)	Audi R8 LMS GT3	28	1:03:56.365	29.322	120.4	22	2:04.005	132.6
12	7 A.Renauer(DEU)/S.Asch(DEU)	Precote Herberth Motorsport(DEU)	Porsche 911 GT3 R	28	1:03:57.751	30.708	120.8	28	1:59.564	137.5
13	63 A.Costa Balboa(ESP)/F.Perera(FRA)	GRT GRASSERRACING TEAM(AUT)	Lamborghini Huracan GT3 E	28	1:03:58.996	31.953	120.8	28	1:59.706	137.4
14	36 M.Dienst(DEU)(J)/P.Frommenwiler(CHE)	DLV-Team Schuetz Motorsport(DEU)	Mercedes-AMG GT3	28	1:04:00.338	33.295	120.1	28	2:08.915	127.6
15	48 P.Ellis(GBR)/R.Marciello(ITA)	KNAUS Team HTP-WINWARD(DEU)	Mercedes-AMG GT3 EVO	28	1:04:00.390	33.347	120.8	28	1:59.463	137.7
16	20 M.Wischofer(AUT)(J)/D.Boccolacci(FRA)	Team Zakspeed BKK Mobil Oil Racing(C	Mercedes-AMG GT3 EVO	28	1:04:03.785	36.742	120.9	13	2:00.249	136.8
17	21 H.Still(DEU)/J.Eriksson(SWE)	Team Zakspeed BKK Mobil Oil Racing(C	Mercedes-AMG GT3 EVO	28	1:04:05.248	38.205	120.7	17	2:01.883	134.9
18	3 M.Hackländer(DEU)/N.Rogivue(CHE)(J)	Aust Motorsport(DEU)	Audi R8 LMS GT3	28	1:04:06.258	39.215	120.6	15	1:59.653	137.4
19	10 H.Skoog(SWE)(J)/S.van der Linde(ZAF)	Schubert Motorsport(DEU)	BMW M6 GT3	28	1:04:07.643	40.600	120.5	28	2:01.175	135.7
20	9 A.Read(AUS)(J)/J.Eriksson(SWE)	Schubert Motorsport(DEU)	BMW M6 GT3	28	1:04:08.680	41.637	120.7	28	2:00.912	136.0
21	11 E.Erhart(DEU)(T)/P.Kaffer(DEU)	EFP Car Collection by TECE(DEU)	Audi R8 LMS GT3	28	1:04:09.280	42.237	120.9	28	2:01.162	135.7
22	82 S.Schothorst(NLD)/T.Zimmermann(DEU)(J)	GRT GRASSERRACING TEAM(AUT)	Lamborghini Huracan GT3 E	28	1:04:09.976	42.933	120.3	6	2:00.144	136.9
23	30 B.Goethe(DNK)(J)/F.Vervisch(BEL)	TEAM WRT(BEL)	Audi R8 LMS GT3	28	1:04:10.877	43.834	120.7	27	2:02.460	134.3
24	32 C.Weerts(BEL)(J)/D.Vanthoor(BEL)	TEAM WRT(BEL)	Audi R8 LMS GT3	28	1:04:34.375	1:07.332	120.8	28	2:00.108	136.9
25	19 N.Lagrange(BEL)/C.Schmid(AUT)	GRT GRASSERRACING TEAM(AUT)	Lamborghini Huracan GT3 E	21	47:58.738	7 LAPS	121.4	15	2:01.727	135.1

Not classified

29	K.Schramm(DEU)(J)/C.Mies(DEU)	Montaplastby Land Motorsport(DEU)	Audi R8 LMS GT3	12	27:05.965	16 LAPS	121.0	4	2:00.785	136.2
22	L.Stolz(DEU)/M.Engel(DEU)	Toksport WRT(DEU)	Mercedes-AMG GT3 EVO	12	27:13.910	16 LAPS	120.6	7	2:01.704	135.1
14	E.Johansson(SWE)(J)/A.Farfus(BRA)	MRS GT-Racing(DEU)	BMW M6 GT3	10	21:53.415	18 LAPS	126.2	6	2:02.640	134.1
33	F.Salaquarda(CZE)(T)/F.Stippler(DEU)	Team ISR(CZE)	Audi R8 LMS GT3	10	21:53.677	18 LAPS	126.7	3	2:01.826	135.0
4	H.von Danwitz(DEU)(J)/M.Winkelhock(DEU)	Aust Motorsport(DEU)	Audi R8 LMS GT3	8	22:44.874	20 LAPS	93.8	5	2:02.231	134.5

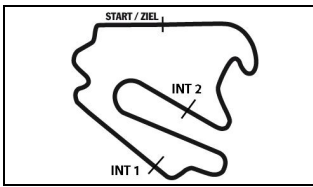
Fastest lap of the race. Car 48 driver Raffaele Marciello on lap 28. Time 1:59.463, average speed 137.7 km/h.

Following race director decision drive through penalty converted into a time penalty of 30 seconds for car no. 21, 20, 9, 30, 7, 3, 19, 10, 63, 11, 48, 32, 82

Following race director decision drive through penalty converted into a time penalty of 30 seconds for car no. 32

Subject to final scrutineering!

Publication time:	Clerk of the Course: Janko Garbsch	Timekeeper: Steffen Ruhl
-------------------	------------------------------------	--------------------------



ADAC GT Masters

Sector List Race 1

Provisional



Lausitzring, Length: 4570m

Air temperature: 13.33°C

Track temperature: 12.3°C

Weather condition: Wet

DMSB Reg. Nr.: R-12080/20

Saturday, October 31, 2020 15:15:00

Lap	Id	Time	SE1	SP1	SE2	SP2	SE3	SP3	TSP	Lap	Id	Time	SE1	SP1	SE2	SP2	SE3	SP3	TSP
3 Hackländer, DEU(#1) / Rogivue, CHE(#2)										theoretical besttime: 1:59.385									
1	1	2:13.141	45.586	211	48.097	207	39.458	230	197	15	1	1:59.653	36.244	213	45.212	212	38.197	229	239
2	1	2:02.377	37.085	215	46.487	211	38.805	230	240	16	1	2:00.856	36.398	214	45.258	212	39.200	58	239
3	1	2:02.734	36.871	215	46.703	212	39.160	228	239	17	2	3:01.218	1:35.401	212	46.504	209	39.313	230	
4	1	2:00.777	36.626	213	45.624	211	38.527	229	238	18	2	2:05.553	36.708	214	48.105	202	40.740	228	240
5	1	2:01.094	36.596	213	45.995	211	38.503	229	238	19	2	2:47.923	45.620	108	1:07.732	121	54.571	156	237
6	1	2:01.289	36.494	214	46.105	211	38.690	229	239	20	2	2:51.004	51.042	125	1:05.809	133	54.153	135	157
7	1	2:00.769	36.547	213	45.824	211	38.398	229	238	21	2	2:47.636	48.808	172	1:01.150	142	57.678	231	128
8	1	2:03.333	36.413	213	45.702	212	41.218	193	238	22	2	2:04.823	39.227	213	46.424	212	39.172	230	239
9	1	2:38.336	40.522	118	1:06.018	112	51.796	135	195	23	2	2:06.884	38.094	210	47.493	204	41.297	225	238
10	1	2:40.962	54.084	132	1:00.512	113	46.366	231	121	24	2	2:31.052	39.312	142	59.646	119	52.094	154	236
11	1	2:02.338	36.936	215	46.410	211	38.992	230	240	25	2	2:46.976	49.706	132	1:02.034	110	55.236	135	153
12	1	2:00.437	36.202	215	45.503	212	38.732	231	239	26	2	2:38.691	46.547	148	1:00.157	99	51.987	231	140
13	1	2:01.168	36.794	214	45.713	212	38.661	229	240	27	2	2:03.181	36.718	215	46.805	209	39.658	233	239
14	1	2:00.744	36.696	213	45.826	210	38.222	230	238	28	2	2:01.309	35.976	216	46.107	211	39.226	232	242

4 von Danwitz, DEU(#1) / Winkelhock, DEU(#2)										theoretical besttime: 2:02.162									
1	1	2:17.911	48.823	211	49.213	206	39.875	230	210	5	1	2:02.231	36.812	213	46.288	209	39.131	230	238
2	1	2:04.520	37.369	213	47.732	209	39.419	230	240	6	1	2:03.904	37.303	213	46.561	209	40.040	228	240
3	1	2:03.297	37.220	212	47.015	209	39.062	230	239	7	1	2:03.241	37.661	213	46.343	210	39.237	229	239
4	1	2:04.919	36.842	213	48.780	208	39.297	228	239	8	1	8:04.851	6:21.547	123	57.492	179	45.812	58	239

7 Renauer, DEU(#1) / Asch, DEU(#2)										theoretical besttime: 1:59.021									
1	1	2:11.005	45.106	215	46.413	209	39.486	234	200	15	1	1:59.855	36.008	216	45.082	213	38.765	231	240
2	1	2:01.596	37.386	214	45.528	215	38.682	230	241	16	1	2:00.446	36.274	216	44.971	214	39.201	58	240
3	1	2:00.742	36.766	215	45.505	211	38.471	232	239	17	2	3:00.303	1:34.672	214	46.509	211	39.122	232	
4	1	2:00.512	36.146	215	45.764	211	38.602	229	240	18	2	2:03.086	37.021	217	46.614	213	39.451	216	240
5	1	2:00.029	36.425	216	45.141	213	38.463	230	240	19	2	2:51.291	48.678	106	1:08.035	124	54.578	141	209
6	1	2:00.685	36.218	216	45.174	214	39.293	229	240	20	2	2:50.547	50.306	148	1:05.736	151	54.505	152	132
7	1	2:00.518	36.356	216	45.533	213	38.629	230	239	21	2	2:48.721	48.233	167	1:02.694	124	57.794	232	146
8	1	2:01.076	36.294	216	44.931	213	39.851	193	239	22	2	2:01.228	36.595	216	46.242	211	38.391	234	240
9	1	2:45.841	46.622	123	1:06.802	108	52.417	132	203	23	2	2:02.767	36.588	216	45.850	198	40.329	232	241
10	1	2:40.968	52.884	140	1:01.575	120	46.509	231	130	24	2	2:35.153	42.052	155	1:00.374	133	52.727	155	242
11	1	2:01.247	36.480	217	46.090	213	38.677	231	240	25	2	2:44.957	47.456	169	1:03.055	120	54.446	139	180
12	1	2:00.162	36.281	217	45.393	213	38.488	235	240	26	2	2:42.751	46.644	175	1:02.378	100	53.729	233	164
13	1	2:01.414	37.046	217	45.582	215	38.786	232	243	27	2	2:01.029	36.460	216	46.207	214	38.362	234	242
14	1	2:00.258	36.582	216	45.283	213	38.393	231	240	28	2	1:59.564	35.833	216	45.474	213	38.257	233	242

8 Owega, DEU(#1) / Marschall, DEU(#2)										theoretical besttime: 2:00.792									
1	1	2:18.954	48.578	214	49.187	206	41.189	229	212	15	2	2:03.401	37.250	214	46.064	211	40.087	229	239
2	1	2:04.463	37.667	213	47.224	211	39.572	229	239	16	2	2:01.560	36.632	214	45.759	212	39.169	227	239
3	1	2:03.575	37.075	215	47.085	209	39.415	231	239	17	2	2:02.258	36.832	213	46.149	212	39.277	226	237
4	1	2:02.368	36.797	214	46.704	211	38.867	230	242	18	2	2:05.095	37.022	213	47.521	210	40.552	225	236
5	1	2:02.663	36.476	215	46.841	209	39.346	233	241	19	2	2:39.055	39.586	144	1:06.625	108	52.844	114	236
6	1	2:03.736	36.985	215	47.022	211	39.729	231	242	20	2	2:50.398	53.272	131	1:04.905	108	52.221	134	114
7	1	2:03.932	37.141	213	46.682	211	40.109	226	240	21	2	2:46.049	52.828	107	57.282	137	55.939	231	117
8	1	2:04.251	36.781	215	46.628	163	40.842	215	236	22	2	2:03.777	37.369	213	47.279	211	39.129	232	239
9	1	2:27.535	38.262	209	58.556	117	50.717	164	226	23	2	2:08.235	37.182	214	47.319	162	43.734	226	240
10	1	2:40.070	55.853	102	1:00.092	114	44.125	232	142	24	2	2:29.268	38.018	169	1:00.178	116	51.072	155	236
11	1	2:02.361	36.623	215	46.713	210	39.025	232	241	25	2	2:47.396	50.791	157	1:01.478	98	55.127	136	147
12	1	2:02.731	37.356	213	46.170	212	39.205	231	241	26	2	2:37.468	46.369	162	59.927	107	51.172	233	165
13	1	2:02.520	36.441	213	45.912	211	40.167	59	240	27	2	2:02.162	36.724	214	46.287	212	39.151	232	242
14	2	3:00.104	1:34.161	213	46.343	210	39.600	231		28	2	2:01.109	36.166	215	45.790	211	39.153	233	242

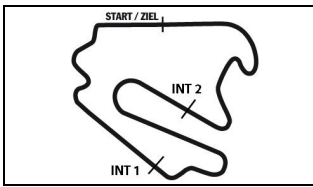
9 Read, AUS(#1) / Eriksson, SWE(#2)										theoretical besttime: 2:00.646									
1	1	2:20.110	49.449	213	49.816	200	40.845	232	212	15	2	3:05.293	1:40.293	215	45.811	214	39.189	231	
2	1	2:05.003	37.929	218	47.433	213	39.641	232	244	16	2	2:02.438	36.931	215	46.479	206	39.028	232	243
3	1	2:04.017	37.265	217	46.652	215	40.100	231	244	17	2	2:02.844	36.829	215	46.535	207	39.480	234	241
4	1	2:03.555	37.394	215	46.143	215	40.018	231	237	18	2	2:07.889	38.881	178	48.991	204	40.017	230	244
5	1	2:04.262	38.339	213	46.433	214	39.490	232	243	19	2	2:30.481	38.491	217	1:00.415	103	51.575	120	237
6	1	2:03.195	37.226	216	46.432	214	39.537	235	242	20	2	2:50.755	53.788	107	1:04.563	107	52.404	129	102
7	1	2:03.363	37.340	218	46.364	215	39.659	233	241	21	2	2:43.965	53.015	111	56.022	149	54.928	234	134

ver: 1.0

www.adac.de/motorsport

Page 1/8 printed: 31.10.2020 16:35





ADAC GT Masters

Sector List Race 1

Provisional



Lausitzring, Length: 4570m

Air temperature: 13.33°C

Track temperature: 12.3°C

Weather condition: Wet

DMSB Reg. Nr.: R-12080/20

Saturday, October 31, 2020 15:15:00

Lap	Id	Time	SE1	SP1	SE2	SP2	SE3	SP3	TSP	Lap	Id	Time	SE1	SP1	SE2	SP2	SE3	SP3	TSP
8	1	2:07.804	37.457	213	46.772	177	43.575	217	240	22	2	2:04.291	37.403	217	46.392	215	40.496	233	245
9	1	2:25.930	40.475	179	54.257	124	51.198	117	225	23	2	2:08.734	37.300	217	47.744	149	43.690	235	243
10	1	2:37.275	55.035	99	59.373	147	42.867	234	117	24	2	2:29.576	38.830	191	59.709	111	51.037	157	243
11	1	2:03.565	37.154	218	46.338	213	40.073	231	243	25	2	2:46.835	50.891	145	1:00.936	105	55.008	114	156
12	1	2:02.578	36.967	214	46.302	213	39.309	231	240	26	2	2:35.651	47.635	129	58.018	109	49.998	234	120
13	1	2:02.387	36.989	217	45.819	213	39.579	231	242	27	2	2:02.670	37.001	217	45.834	217	39.835	234	245
14	1	2:03.302	37.092	217	46.353	212	39.857	58	239	28	2	2:00.912	36.185	217	45.433	216	39.294	235	244

10 Skoog, SWE(#1) / van der Linde, ZAF(#2)

theoretical besttime: 2:00.599

1	1	2:13.771	46.780	211	47.275	203	39.716	232	212	15	2	2:01.262	36.830	217	45.303	214	39.129	233	240
2	1	2:03.547	37.446	216	46.639	211	39.462	231	240	16	2	2:01.258	36.833	216	45.406	213	39.019	234	242
3	1	2:03.729	37.567	212	46.592	212	39.570	228	240	17	2	2:02.205	37.163	216	45.652	213	39.390	232	241
4	1	2:04.989	38.355	213	46.636	212	39.998	231	237	18	2	2:06.906	37.371	154	49.695	184	39.840	221	242
5	1	2:04.039	37.865	213	46.524	210	39.650	230	239	19	2	2:31.776	37.591	205	1:02.326	92	51.859	122	222
6	1	2:28.228	38.361	212	46.431	209	1:03.436	227	239	20	2	2:51.200	54.149	115	1:04.798	113	52.253	135	102
7	1	2:03.355	37.386	214	46.376	209	39.593	230	233	21	2	2:44.359	51.812	121	57.310	153	55.237	235	142
8	1	2:08.229	37.500	213	50.121	207	40.608	227	238	22	2	2:04.063	37.132	219	47.880	208	39.051	234	244
9	1	2:10.115	38.006	211	46.834	211	45.275	138	237	23	2	2:09.108	37.131	220	47.950	146	44.027	230	244
10	1	2:36.655	55.092	122	59.146	137	42.417	230	111	24	2	2:28.890	38.575	207	59.384	135	50.931	140	232
11	1	2:05.066	37.555	217	47.167	208	40.344	230	239	25	2	2:47.577	51.248	127	1:01.152	100	55.177	130	159
12	1	2:04.669	37.896	211	46.462	213	40.311	59	239	26	2	2:36.622	46.999	164	58.899	103	50.724	237	138
13	2	3:00.455	1:33.899	215	45.828	213	40.728	228		27	2	2:02.318	36.867	220	45.907	210	39.544	235	245
14	2	2:02.077	37.508	215	45.444	212	39.125	231	239	28	2	2:01.175	36.277	219	45.502	216	39.396	236	245

11 Erhart, DEU(#1) / Kaffer, DEU(#2)

theoretical besttime: 2:00.730

1	1	2:26.615	51.094	194	52.198	192	43.323	220	200	15	2	2:01.809	36.644	213	46.190	209	38.975	229	238
2	1	2:15.478	40.776	211	51.445	200	43.257	221	230	16	2	2:04.710	36.619	213	46.256	193	41.835	227	238
3	1	2:13.924	40.226	211	50.696	203	43.002	221	232	17	2	2:02.194	36.465	212	46.562	208	39.167	227	237
4	1	2:13.118	40.045	211	50.703	203	42.370	222	233	18	2	2:04.641	39.092	212	46.400	209	39.149	217	237
5	1	2:12.930	39.495	211	50.690	203	42.745	220	234	19	2	2:01.403	36.366	213	45.679	209	39.358	228	230
6	1	2:14.603	40.213	211	51.464	207	42.926	220	232	20	2	2:20.763	37.095	211	52.191	120	51.477	151	237
7	1	2:12.531	39.549	211	50.114	207	42.868	221	233	21	2	2:42.229	51.814	105	57.599	170	52.816	231	137
8	1	2:14.255	40.149	211	50.820	205	43.286	218	233	22	2	2:04.025	37.373	214	46.889	209	39.763	233	240
9	1	2:14.726	39.722	211	51.610	206	43.394	219	230	23	2	2:09.275	37.120	214	47.996	150	44.159	228	242
10	1	2:14.715	40.034	211	51.035	206	43.646	219	230	24	2	2:29.584	38.264	195	59.995	121	51.325	148	238
11	1	2:14.580	39.474	211	51.083	204	44.023	217	231	25	2	2:46.809	51.425	110	1:00.435	107	54.949	143	180
12	1	2:16.536	39.932	212	50.592	206	46.012	58	230	26	2	2:35.098	47.339	147	58.114	97	49.645	233	115
13	2	3:05.407	1:35.986	207	49.109	206	40.312	227		27	2	2:02.556	36.964	215	46.117	210	39.475	233	243
14	2	2:03.604	37.360	211	46.880	205	39.364	229	236	28	2	2:01.162	36.158	215	45.597	211	39.407	233	243

14 Johansson, SWE(#1) / Farfus, BRA(#2)

theoretical besttime: 2:02.316

1	1	2:20.499	51.966	215	48.289	212	40.244	233	210	7	1	2:02.810	36.985	215	46.703	213	39.122	233	242	
2	1	2:05.075	37.966	215	47.488	207	39.621	235	243	8	1	2:08.287	37.754	216	47.182	162	43.351	206	241	
3	1	2:03.773	38.065	216	46.453	213	39.255	232	244	9	1	2:26.464	40.440	176	55.109	125	50.915	115	220	
4	1	2:02.959	37.429	215	46.443	213	39.087	232	242	10	1	2:37.929	54.824	92	1:00.083	136	43.022	234	120	
5	1	2:02.979	37.176	214	46.543	213	39.260	232	240	11			37.032	217	47.168	205			244	
6	1	2:02.640	37.309	216	46.270	211	39.061	232	242											

18 Fittje, DEU(#1) / Jahn, DEU(#2)

theoretical besttime: 1:59.577

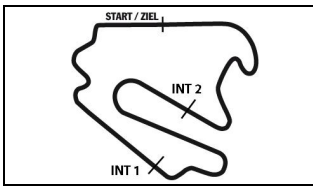
1	1	2:11.382	44.947	213	47.204	211	39.231	229	190	15	2	2:58.552	1:33.927	214	45.672	211	38.953	229	
2	1	2:03.439	38.335	213	46.244	211	38.860	230	237	16	2	2:00.478	36.291	215	45.280	213	38.907	229	238
3	1	2:02.355	37.176	214	46.424	211	38.755	229	239	17	2	2:01.368	36.964	213	45.247	212	39.157	232	238
4	1	2:01.096	36.926	214	45.642	211	38.528	229	238	18	2	2:05.742	36.750	216	48.830	198	40.162	226	241
5	1	2:00.827	36.637	213	45.616	211	38.574	229	238	19	2	2:48.931	46.346	120	1:07.785	132	54.800	148	226
6	1	2:01.180	36.868	215	45.586	211	38.726	228	238	20	2	2:51.108	50.816	123	1:05.630	132	54.662	133	155
7	1	2:01.069	36.989	214	45.497	211	38.583	229	238	21	2	2:47.250	48.101	172	1:01.644	153	57.505	231	140
8	1	2:02.162	36.561	212	45.385	211	40.216	218	238	22	2	2:01.224	36.728	214	45.974	205	38.522	232	239
9	1	2:39.831	41.289	123	1:06.573	111	51.969	134	229	23	2	2:03.634	36.629	215	45.511	204	41.494	228	240
10	1	2:40.836	53.792	129	1:00.802	102	46.242	230	127	24	2	2:34.731	41.892	120	1:00.336	103	52.503	157	214
11	1	2:01.791	36.788	213	45.992	210	39.011	227	239	25	2	2:46.003	48.617	143	1:02.397	122	54.989	163	147
12	1	2:01.137	36.461	214	45.571	211	39.105	230	236	26	2	2:40.389	46.569	163	1:01.308	102	52.512	233	172
13	1	2:01.198	36.447	213	45.557	212	39.194	229	239	27	2	2:01.272	36.293	216	46.437	212	38.542	232	242
14	1	2:00.757	36.305	215	45.704	211	38.748	58	237	28	2	2:00.028	35.808	216	45.304	214	38.916	233	242

ver: 1.0

www.adac.de/motorsport

Page 2/ 8 printed: 31.10.2020 16:35





ADAC GT Masters



Sector List Race 1

Provisional

DMSB Reg. Nr.: R-12080/20

Saturday, October 31, 2020 15:15:00

Lausitzring, Length: 4570m
Air temperature: 13.33°C
Track temperature: 12.3°C
Weather condition: Wet

Lap	Id	Time	SE1	SP1	SE2	SP2	SE3	SP3	TSP	Lap	Id	Time	SE1	SP1	SE2	SP2	SE3	SP3	TSP
-----	----	------	-----	-----	-----	-----	-----	-----	-----	-----	----	------	-----	-----	-----	-----	-----	-----	-----

19 Lagrange, BEL(#1) / Schmid, AUT(#2)

theoretical besttime: 2:01.434

1	1	2:19.862	49.447	214	49.431	205	40.984	229	203	12	1	2:04.956	37.399	211	46.772	209	40.785	56	236
2	1	2:04.730	38.032	212	47.282	207	39.416	230	238	13	1	3:02.507	1:34.467	212	47.957	208	40.083	227	
3	1	2:03.586	36.998	213	47.023	209	39.565	228	239	14	1	2:03.124	37.560	212	46.595	209	38.969	228	236
4	1	2:03.549	36.692	213	46.785	207	40.072	231	238	15	2	2:01.727	36.902	212	45.773	211	39.052	228	237
5	1	2:03.262	37.247	212	47.026	207	38.989	227	240	16	2	2:02.473	36.952	213	45.984	210	39.537	219	237
6	1	2:02.185	36.692	213	46.508	209	38.985	228	238	17	2	2:03.879	37.587	213	47.111	211	39.181	229	230
7	1	2:03.254	37.430	214	46.641	210	39.183	228	239	18	2	2:07.582	37.322	177	49.758	188	40.502	227	238
8	1	2:06.342	37.584	212	46.556	181	42.202	217	239	19	2	2:30.684	38.145	213	1:00.673	93	51.866	131	235
9	1	2:26.631	38.706	210	55.887	120	52.038	139	229	20	2	2:50.543	53.685	114	1:04.808	112	52.050	131	103
10	1	2:39.171	54.922	98	59.763	115	44.486	228	159	21	2	2:44.727	52.516	120	57.017	146	55.194	230	137
11	1	2:03.964	36.705	213	46.972	210	40.287	226	237	22			37.421	215	46.799	210			239

20 Wishofer, AUT(#1) / Boccolacci, FRA(#2)

theoretical besttime: 2:00.107

1	1	2:20.692	53.322	212	48.327	209	39.043	228	194	15	1	2:02.935	36.390	214	46.479	195	40.066	229	238
2	1	2:05.088	38.210	215	47.351	209	39.527	228	238	16	1	2:02.118	37.085	213	45.539	211	39.494	59	238
3	1	2:03.180	37.207	213	46.462	211	39.511	227	239	17	2	2:59.030	1:33.475	213	46.489	210	39.066	228	
4	1	2:02.517	36.331	214	46.467	211	39.719	228	237	18	2	2:04.376	36.954	214	47.659	209	39.763	228	238
5	1	2:01.761	36.536	213	46.082	212	39.143	230	238	19	2	2:43.168	41.838	105	1:07.087	130	54.243	114	238
6	1	2:02.901	37.209	216	46.521	212	39.171	228	240	20	2	2:50.369	51.234	141	1:05.996	98	53.139	127	158
7	1	2:03.241	37.174	214	46.484	210	39.583	228	237	21	2	2:46.949	49.964	140	1:00.304	121	56.681	231	116
8	1	2:03.166	36.804	213	46.154	182	40.208	223	238	22	2	2:04.254	38.883	213	46.514	210	38.857	231	241
9	1	2:28.077	38.986	206	58.327	115	50.764	154	233	23	2	2:02.322	37.171	213	46.085	210	39.066	227	240
10	1	2:40.082	55.871	103	1:00.129	117	44.082	229	153	24	2	2:33.201	40.746	152	59.981	127	52.474	152	199
11	1	2:02.327	36.711	215	46.545	212	39.071	229	237	25	2	2:46.622	49.148	162	1:02.207	101	55.267	133	159
12	1	2:01.849	36.874	214	46.358	212	38.617	227	238	26	2	2:39.070	46.411	150	1:00.608	103	52.051	232	169
13	1	2:00.249	36.257	214	45.573	211	38.419	228	236	27	2	2:02.514	36.578	215	46.965	210	38.971	231	241
14	1	2:00.842	36.188	213	45.500	211	39.154	229	237	28	2	2:00.885	36.608	214	45.618	211	38.659	231	240

21 Still, DEU(#1) / Eriksson, SWE(#2)

theoretical besttime: 2:01.042

1	1	2:16.376	48.075	215	48.424	209	39.877	229	217	15	2	2:02.622	36.465	214	46.776	206	39.381	227	238
2	1	2:03.226	37.287	213	46.418	211	39.521	230	239	16	2	2:01.995	36.520	214	46.372	207	39.103	212	236
3	1	2:03.050	37.224	214	46.416	211	39.410	230	239	17	2	2:01.883	36.805	214	45.919	211	39.159	228	225
4	1	2:03.207	37.318	212	46.700	212	39.189	228	239	18	2	2:05.373	37.058	182	47.353	209	40.962	209	238
5	1	2:01.969	37.165	213	45.991	210	38.813	228	238	19	2	2:41.244	40.958	116	1:07.064	117	53.222	118	221
6	1	2:01.900	36.856	213	46.012	210	39.032	228	238	20	2	2:50.360	51.424	140	1:05.968	119	52.968	129	123
7	1	2:02.088	37.009	213	46.153	209	38.926	228	238	21	2	2:46.159	51.474	142	58.404	137	56.281	230	118
8	1	2:03.960	37.039	212	45.910	210	41.011	218	238	22	2	2:04.489	38.542	214	47.128	211	38.819	230	240
9	1	2:33.085	38.420	197	1:03.556	112	51.109	142	230	23	2	2:03.257	37.233	215	46.045	209	39.979	227	239
10	1	2:40.212	55.399	118	1:00.483	129	44.330	230	139	24	2	2:32.154	40.243	141	59.657	121	52.254	155	233
11	1	2:02.253	36.822	214	46.169	210	39.262	228	239	25	2	2:46.834	49.646	140	1:01.912	110	55.276	138	163
12	1	2:01.906	36.996	213	46.136	210	38.774	227	237	26	2	2:38.380	46.502	144	1:00.228	101	51.650	230	147
13	1	2:02.894	36.719	213	46.052	209	40.123	58	237	27	2	2:02.479	36.682	217	47.097	211	38.700	230	239
14	2	2:59.929	1:34.186	213	46.169	209	39.574	229		28	2	2:01.964	37.093	215	46.213	211	38.658	231	240

22 Stolz, DEU(#1) / Engel, DEU(#2)

theoretical besttime: 2:01.476

1	1	2:13.990	46.203	212	47.963	204	39.824	229	210	7	1	2:01.704	36.626	213	46.178	209	38.900	228	236
2	1	2:04.201	37.383	214	47.062	206	39.756	230	237	8	1	2:02.085	36.538	213	46.038	209	39.509	225	237
3	1	2:02.926	36.857	215	47.046	209	39.023	228	238	9	1	2:34.476	38.621	135	1:04.681	111	51.174	142	234
4	1	2:01.921	36.732	212	46.252	209	38.937	228	239	10	1	2:40.732	55.009	132	1:00.896	118	44.827	229	112
5	1	2:02.128	36.539	213	46.425	208	39.164	226	237	11	1	2:02.383	37.004	214	46.298	211	39.081	229	237
6	1	2:02.053	36.710	213	46.354	208	38.989	227	236	12	1	3:25.311	1:12.547	86	1:14.990	116	57.774	59	237

26 Feller, CHE(#1) / Mücke, DEU(#2)

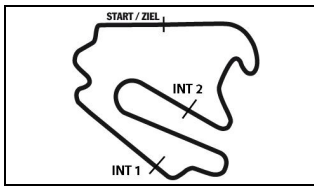
theoretical besttime: 2:00.747

1	1	2:31.765	46.548	213	1:05.917	178	39.300	229	197	15	1	2:02.333	36.969	214	46.202	211	39.162	230	239
2	1	2:04.596	37.367	213	47.489	211	39.740	229	239	16	1	2:03.370	36.595	213	46.108	211	40.667	59	239
3	1	2:02.642	37.327	213	46.482	211	38.833	229	239	17	2	3:03.296	1:35.149	212	48.559	207	39.588	231	
4	1	2:01.536	36.601	214	46.164	211	38.771	230	239	18	2	2:07.668	37.758	213	49.451	206	40.459	229	240
5	1	2:02.314	37.006	214	46.638	212	38.670	228	240	19	2	2:30.609	37.880	203	1:00.453	106	52.276	119	239
6	1	2:01.663	36.800	213	46.079	210	38.784	228	238	20	2	2:49.824	53.227	108	1:04.674	121	51.923	131	102
7	1	2:01.896	36.571	214	46.491	211	38.834	228	239	21	2	2:44.800	52.768	130	56.777	143	55.255	231	130

ver: 1.0

www.adac.de/motorsport

Page 3/ 8 printed: 31.10.2020 16:35



ADAC GT Masters

Sector List Race 1

Provisional



Lausitzring, Length: 4570m
Air temperature: 13.33°C
Track temperature: 12.3°C
Weather condition: Wet

DMSB Reg. Nr.: R-12080/20

Saturday, October 31, 2020 15:15:00

Lap	Id	Time	SE1	SP1	SE2	SP2	SE3	SP3	TSP	Lap	Id	Time	SE1	SP1	SE2	SP2	SE3	SP3	TSP
8	1	2:06.739	36.689	214	47.704	181	42.346	186	239	22	2	2:04.333	37.340	215	46.997	210	39.996	232	240
9	1	2:25.365	40.014	168	53.900	124	51.451	132	192	23	2	2:08.282	37.131	216	47.466	152	43.685	225	242
10	1	2:36.621	54.580	112	59.419	149	42.622	227	119	24	2	2:28.882	38.866	212	59.414	141	50.602	149	234
11	1	2:03.637	37.052	214	46.935	210	39.650	230	237	25	2	2:47.424	51.184	126	1:01.109	114	55.131	144	162
12	1	2:03.299	37.273	214	46.553	210	39.473	231	240	26	2	2:36.492	47.165	151	58.591	103	50.736	234	129
13	1	2:02.256	36.475	215	46.449	211	39.332	231	239	27	2	2:02.229	36.587	216	46.327	211	39.315	233	242
14	1	2:03.163	36.945	214	46.974	211	39.244	230	239	28	2	2:01.164	36.187	216	45.890	213	39.087	233	242

28 Hofer, AUT(#1) / Haase, DEU(#2)

theoretical besttime: 1:59.032

1	1	2:09.778	43.557	212	46.547	211	39.674	227	191	15	1	1:59.882	36.230	213	45.071	212	38.581	228	238
2	1	2:01.584	36.808	213	46.439	206	38.337	228	237	16	1	1:59.787	35.987	213	45.279	210	38.521	60	238
3	1	2:00.903	36.617	212	45.914	208	38.372	228	237	17	2	2:59.793	1:34.090	212	45.862	209	39.841	221	
4	1	2:00.929	36.765	212	45.719	210	38.445	226	238	18	2	2:05.311	36.560	214	48.450	204	40.301	198	232
5	1	2:00.015	36.368	212	45.414	211	38.233	227	236	19	2	2:51.284	48.761	107	1:07.905	120	54.618	136	202
6	1	2:00.956	36.210	213	45.737	209	39.009	227	236	20	2	2:50.401	50.390	142	1:05.610	128	54.401	145	133
7	1	2:00.342	36.450	212	45.547	210	38.345	226	236	21	2	2:48.595	48.269	177	1:02.962	122	57.364	229	147
8	1	2:00.813	36.028	213	45.295	211	39.490	203	236	22	2	2:01.336	36.645	212	45.696	212	38.995	230	238
9	1	2:46.240	46.993	119	1:06.428	117	52.819	136	184	23	2	2:02.277	36.368	213	45.826	175	40.083	228	239
10	1	2:40.725	52.654	144	1:01.175	128	46.896	228	135	24	2	2:35.475	42.127	180	1:00.575	120	52.773	166	238
11	1	2:01.401	37.080	213	45.801	211	38.520	229	237	25	2	2:44.720	47.376	170	1:02.997	120	54.347	156	174
12	1	2:00.467	36.446	214	45.364	212	38.657	227	239	26	2	2:43.489	46.238	186	1:02.901	101	54.350	230	164
13	1	2:00.247	36.457	213	45.315	211	38.475	224	238	27	2	2:00.781	36.463	213	45.372	211	38.946	229	238
14	1	1:59.910	35.980	213	45.259	211	38.671	228	234	28	2	1:59.602	35.946	213	44.853	212	38.803	231	238

29 Schramm, DEU(#1) / Mies, DEU(#2)

theoretical besttime: 2:00.341

1	1	2:10.941	44.790	210	46.637	209	39.514	229	187	7	1	2:10.175	36.810	211	53.916	205	39.449	228	236
2	1	2:03.225	38.214	211	45.866	209	39.145	227	236	8	1	2:02.135	36.741	212	45.726	210	39.668	226	236
3	1	2:02.474	37.637	213	46.050	210	38.787	228	237	9	1	2:34.141	38.448	145	1:04.746	108	50.947	149	236
4	1	2:00.785	36.494	213	45.839	210	38.452	227	236	10	1	2:41.034	55.571	134	1:00.393	115	45.070	227	111
5	1	2:01.124	36.435	212	46.007	209	38.682	225	237	11	1	2:02.490	36.868	214	46.197	207	39.425	228	236
6	1	2:00.968	36.928	212	45.454	210	38.586	227	236	12	1	3:16.473	56.812	87	1:21.214	97	58.447	59	238

30 Goethe, DNK(#1) / Vervisch, BEL(#2)

theoretical besttime: 2:01.441

1	1	2:20.891	49.159	213	49.817	203	41.915	230	219	15	2	2:03.151	36.719	214	46.382	211	40.050	227	238
2	1	2:07.598	38.948	213	47.843	208	40.807	227	240	16	2	2:02.901	36.427	214	46.136	208	40.338	225	237
3	1	2:06.373	38.459	211	48.041	207	39.873	228	238	17	2	2:03.083	36.335	215	46.648	207	40.100	225	236
4	1	2:04.609	37.641	213	47.353	209	39.615	228	238	18	2	2:06.368	36.594	214	50.295	208	39.479	228	236
5	1	2:05.231	37.452	212	48.105	209	39.674	227	238	19	2	2:28.510	36.763	213	1:00.175	104	51.572	114	238
6	1	2:04.695	37.697	211	47.314	209	39.684	227	237	20	2	2:50.723	54.041	109	1:04.293	103	52.389	131	105
7	1	2:04.031	37.324	212	47.044	209	39.663	228	237	21	2	2:43.052	52.781	106	56.337	170	53.934	229	136
8	1	2:05.776	37.338	212	48.299	207	40.139	224	237	22	2	2:04.849	37.323	214	47.581	205	39.945	230	239
9	1	2:20.102	38.946	211	50.339	137	50.817	136	209	23	2	2:09.513	37.012	214	48.700	153	43.801	229	240
10	1	2:36.949	54.449	115	59.597	142	42.903	227	112	24	2	2:30.119	38.230	182	1:00.314	120	51.575	144	222
11	1	2:04.917	37.632	212	47.282	208	40.003	227	237	25	2	2:46.794	51.442	101	1:00.125	102	55.227	138	173
12	1	2:03.994	37.598	212	46.921	209	39.475	229	237	26	2	2:34.336	46.966	137	58.255	104	49.115	231	127
13	1	2:04.991	37.215	212	46.963	209	40.813	59	238	27	2	2:02.460	36.885	214	46.605	211	38.970	232	242
14	2	3:02.373	1:34.924	212	46.673	209	40.776	228		28	2	2:02.488	36.815	213	46.528	210	39.145	230	241

31 Niederhauser, CHE(#1) / van der Linde, ZAF(#2)

theoretical besttime: 1:59.557

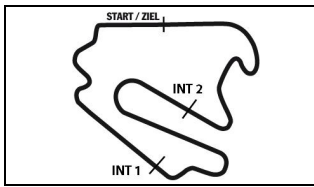
1	1	2:15.352	47.206	211	48.280	209	39.866	227	210	15	2	2:01.097	36.339	213	45.528	211	39.230	228	236
2	1	2:02.466	36.772	214	46.583	211	39.111	230	238	16	2	2:00.659	36.161	213	45.612	212	38.886	228	238
3	1	2:01.614	37.044	213	45.814	210	38.756	227	239	17	2	2:02.089	37.275	214	45.673	209	39.141	226	238
4	1	2:01.276	36.594	212	45.720	211	38.962	229	236	18	2	2:04.328	36.567	213	47.184	203	40.577	229	237
5	1	2:00.035	36.464	213	45.292	211	38.279	227	239	19	2	2:47.895	45.404	102	1:07.642	115	54.849	143	236
6	1	2:01.264	36.412	213	46.057	211	38.795	228	237	20	2	2:50.685	51.024	128	1:05.885	118	53.776	127	150
7	1	2:00.797	36.349	213	45.872	212	38.576	228	237	21	2	2:47.393	49.298	165	1:00.709	143	57.386	229	124
8	1	2:03.820	36.288	213	45.568	211	41.964	211	237	22	2	2:01.251	36.587	213	45.784	211	38.880	230	239
9	1	2:37.701	40.342	110	1:06.215	111	51.144	134	207	23	2	2:03.595	36.618	214	45.604	212	41.373	230	239
10	1	2:41.277	54.489	143	1:00.731	125	46.057	227	118	24	2	2:34.024	41.384	127	1:00.283	114	52.357	164	227
11	1	2:02.022	36.701	213	45.990	211	39.331	229	236	25	2	2:46.139	48.614	140	1:02.630	110	54.895	157	151
12	1	2:01.625	36.395	213	45.598	211	39.632	59	238	26	2	2:40.580	46.457	158	1:01.663	100	52.460	231	151
13	2	2:58.944	1:33.714	212	46.557	208	38.673	228		27	2	2:01.150	36.396	214	46.031	212	38.723	232	240
14	2	2:01.162	35.986	213	45.952	210	39.224	227	237	28	2	2:00.972	36.120	214	45.601	212	39.251	230	242

ver: 1.0

www.adac.de/motorsport

Page 4/ 8 printed: 31.10.2020 16:35





ADAC GT Masters

Sector List Race 1

Provisional



Lausitzring, Length: 4570m

Air temperature: 13.33°C

Track temperature: 12.3°C

Weather condition: Wet

DMSB Reg. Nr.: R-12080/20

Saturday, October 31, 2020 15:15:00

Lap	Id	Time	SE1	SP1	SE2	SP2	SE3	SP3	TSP	Lap	Id	Time	SE1	SP1	SE2	SP2	SE3	SP3	TSP
-----	----	------	-----	-----	-----	-----	-----	-----	-----	-----	----	------	-----	-----	-----	-----	-----	-----	-----

32 Weerts, BEL(#1) / Vanthoor, BEL(#2)

theoretical besttime: 1:59.962

1	1	2:19.292	49.929	203	49.104	205	40.259	228	201	15	2	2:02.606	36.271	213	45.922	211	40.413	229	240
2	1	2:04.540	37.835	213	47.032	209	39.673	228	238	16	2	2:00.518	36.170	213	45.558	211	38.790	230	239
3	1	2:02.627	37.126	213	46.307	209	39.194	226	239	17	2	2:01.064	36.248	213	45.546	211	39.270	226	239
4	1	2:02.086	36.561	213	46.660	209	38.865	226	234	18	2	2:05.730	36.440	182	49.090	207	40.200	227	236
5	1	2:02.887	36.701	213	47.203	208	38.983	229	236	19	2	2:40.730	40.542	107	1:07.470	110	52.718	113	237
6	1	2:03.446	37.291	212	46.316	209	39.839	226	240	20	2	2:50.267	53.305	126	1:04.974	110	51.988	135	114
7	1	2:00.861	36.524	212	45.450	211	38.887	226	236	21	2	2:45.923	52.684	117	57.150	143	56.089	230	122
8	1	2:01.438	36.557	212	45.400	210	39.481	58	237	22	2	2:02.055	37.374	212	45.700	212	38.981	230	240
9	1	2:36.605	50.300	211	54.842	133	51.463	136		23	2	2:08.661	37.904	213	48.454	152	42.303	229	239
10	1	2:39.185	55.327	95	59.760	132	44.098	229	163	24	2	2:29.667	38.270	144	1:00.645	118	50.752	149	239
11	1	2:02.399	36.684	215	46.813	209	38.902	227	238	25	2	2:47.679	50.832	154	1:01.629	97	55.218	157	145
12	1	2:02.723	36.746	212	45.765	211	40.212	58	237	26	2	2:37.698	46.054	151	1:00.343	96	51.301	230	147
13	2	2:59.563	1:33.987	212	46.385	210	39.191	229		27	2	2:02.173	36.718	215	46.717	211	38.738	231	243
14	2	2:01.844	36.191	213	46.267	210	39.386	231	238	28	2	2:00.108	36.316	215	45.368	212	38.424	231	240

33 Salaquarda, CZE(#1) / Stippler, DEU(#2)

theoretical besttime: 2:01.551

1	1	2:25.670	46.994	208	59.736	199	38.940	229	211	7	1	2:03.126	36.937	213	46.569	211	39.620	229	239
2	1	2:02.282	37.228	209	45.796	211	39.258	229	239	8	1	2:08.333	37.079	214	47.577	148	43.677	192	237
3	1	2:01.826	36.945	213	45.674	211	39.207	229	239	9	1	2:26.250	40.011	168	55.257	126	50.982	117	195
4	1	2:03.151	37.427	213	46.467	211	39.257	231	240	10	1	2:37.268	54.851	100	59.679	135	42.738	232	115
5	1	2:03.006	37.192	212	46.451	209	39.363	230	242	11			37.261	213	46.808	203			242
6	1	2:02.765	37.224	212	46.219	211	39.322	229	238										

36 Dienst, DEU(#1) / Frommenwiler, CHE(#2)

theoretical besttime: 2:08.104

1	1	2:24.469	50.407	207	51.509	197	42.553	222	200	15	1	2:15.577	40.530	211	50.964	204	44.083	59	232
2	1	2:13.216	39.811	210	51.138	203	42.267	224	234	16	2	3:17.050	1:39.675	208	52.512	191	44.863	213	
3	1	2:10.960	39.478	211	49.715	207	41.767	219	234	17	2	2:16.184	40.405	211	51.487	196	44.292	211	226
4	1	2:10.614	39.054	211	49.903	199	41.657	222	231	18	2	2:16.560	40.668	211	51.414	197	44.478	214	223
5	1	2:10.238	39.029	212	49.849	206	41.360	222	233	19	2	2:14.766	39.799	213	51.341	201	43.626	219	225
6	1	2:09.976	38.890	211	49.732	204	41.354	223	233	20	2	2:13.684	39.276	212	50.681	196	43.727	219	230
7	1	2:11.926	39.236	210	50.297	200	42.393	221	234	21	2	2:14.123	39.262	212	51.176	198	43.685	221	231
8	1	2:12.384	39.256	211	50.635	202	42.493	218	231	22	2	2:15.695	40.520	213	51.967	197	43.208	222	233
9	1	2:11.132	39.080	212	49.898	200	42.154	222	229	23	2	2:13.024	38.644	213	50.973	199	43.407	220	233
10	1	2:10.507	38.917	211	50.160	207	41.430	223	233	24	2	2:13.302	38.928	213	50.765	201	43.609	199	232
11	1	2:10.608	38.381	213	50.524	207	41.703	223	234	25	2	2:44.509	49.298	94	1:00.520	93	54.691	122	151
12	1	2:10.596	38.621	213	50.292	205	41.683	222	234	26	2	2:36.250	47.260	142	58.516	132	50.474	223	102
13	1	2:10.884	38.745	212	50.123	204	42.016	220	233	27	2	2:11.346	37.782	214	50.743	200	42.821	224	234
14	1	2:11.843	39.146	212	50.513	201	42.184	221	232	28	2	2:08.915	37.284	216	49.466	201	42.165	224	235

47 Dontje, NLD(#1) / Götz, DEU(#2)

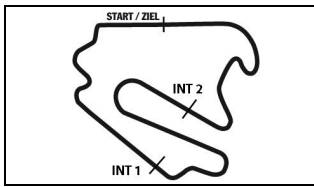
theoretical besttime: 1:59.417

1	1	2:08.111	42.570	212	46.638	210	38.903	226	187	15	2	2:01.239	36.100	214	45.838	210	39.301	228	236
2	1	2:00.914	36.595	213	45.726	211	38.593	227	235	16	2	2:01.468	36.493	213	45.933	211	39.042	227	237
3	1	2:00.698	36.658	213	45.554	211	38.486	227	236	17	2	2:01.524	36.009	213	46.280	206	39.235	227	237
4	1	2:00.217	36.315	213	45.471	211	38.431	226	236	18	2	2:03.919	36.637	215	47.223	211	40.059	198	236
5	1	2:00.249	36.356	213	45.371	211	38.522	226	235	19	2	2:50.517	47.957	104	1:07.919	118	54.641	143	198
6	1	2:00.532	36.476	212	45.534	211	38.522	226	236	20	2	2:50.570	50.736	154	1:05.492	143	54.342	147	134
7	1	2:00.448	36.651	213	45.380	211	38.417	227	236	21	2	2:48.429	48.299	177	1:02.446	129	57.684	229	154
8	1	2:01.572	36.362	213	45.241	211	39.969	181	236	22	2	2:00.309	36.723	214	45.274	211	38.312	228	237
9	1	2:47.040	47.919	120	1:05.849	126	53.272	132	180	23	2	2:02.485	36.439	214	45.842	165	40.204	227	237
10	1	2:41.308	51.650	153	1:01.889	131	47.769	227	125	24	2	2:35.439	42.281	168	1:00.312	122	52.846	163	234
11	1	2:00.639	36.583	213	45.738	211	38.318	227	235	25	2	2:44.883	47.562	166	1:02.999	104	54.322	149	174
12	1	2:00.623	36.246	213	45.449	196	38.928	228	236	26	2	2:43.028	46.485	181	1:02.502	105	54.041	227	179
13	1	2:01.897	36.447	213	45.407	210	40.043	60	236	27	2	2:00.680	36.606	214	45.740	211	38.334	230	236
14	2	2:58.778	1:33.996	213	45.865	210	38.917	227		28	2	1:59.674	36.124	215	45.096	211	38.454	228	239

ver: 1.0

www.adac.de/motorsport

Page 5/ 8 printed: 31.10.2020 16:35



ADAC GT Masters

Sector List Race 1

Provisional



Lausitzring, Length: 4570m

Air temperature: 13.33°C

Track temperature: 12.3°C

Weather condition: Wet

DMSB Reg. Nr.: R-12080/20

Saturday, October 31, 2020 15:15:00

Lap	Id	Time	SE1	SP1	SE2	SP2	SE3	SP3	TSP	Lap	Id	Time	SE1	SP1	SE2	SP2	SE3	SP3	TSP
48 Ellis, GBR(#1) / Marciello, ITA(#2)										theoretical besttime: 1:59.463									
1	1	2:15.976	46.796	210	49.003	208	40.177	228	204	15	2	2:00.950	36.336	214	46.007	211	38.607	227	238
2	1	2:03.063	37.214	214	46.563	210	39.286	229	237	16	2	2:04.938	36.273	214	50.141	208	38.524	227	237
3	1	2:03.118	37.373	214	46.436	211	39.309	229	239	17	2	2:00.743	36.272	215	45.707	211	38.764	225	237
4	1	2:02.093	36.905	214	46.043	212	39.145	228	239	18	2	2:03.499	36.562	214	47.008	200	39.929	227	235
5	1	2:01.956	36.851	212	45.681	212	39.424	229	237	19	2	2:43.532	42.022	104	1:06.919	119	54.591	116	237
6	1	2:01.505	36.671	215	45.897	211	38.937	228	238	20	2	2:50.508	51.193	135	1:05.982	104	53.333	114	160
7	1	2:02.167	36.670	214	46.306	211	39.191	229	237	21	2	2:47.119	49.640	139	1:00.127	136	57.352	228	117
8	1	2:03.619	36.865	214	45.863	212	40.891	216	238	22	2	2:01.876	37.392	213	45.903	211	38.581	229	237
9	1	2:33.212	38.662	182	1:03.854	101	50.696	150	221	23	2	2:03.323	36.512	214	45.718	198	41.093	203	238
10	1	2:40.620	55.384	130	1:00.677	119	44.559	229	115	24	2	2:34.304	41.728	147	1:00.089	122	52.487	152	189
11	1	2:02.436	36.903	214	46.580	206	38.953	229	238	25	2	2:46.700	49.001	148	1:02.345	102	55.354	150	153
12	1	2:01.874	36.660	213	45.802	207	39.412	59	238	26	2	2:39.067	46.271	146	1:00.868	100	51.928	230	161
13	2	2:59.691	1:33.900	212	46.582	206	39.209	228		27	2	2:00.963	36.883	215	45.696	211	38.384	232	239
14	2	2:02.075	36.541	214	46.488	210	39.046	229	237	28	2	1:59.463	35.800	216	45.411	213	38.252	231	240

63 Costa Balboa, ESP(#1) / Perera, FRA(#2)										theoretical besttime: 1:59.449									
1	1	2:12.030	45.529	213	47.405	207	39.096	232	201	15	1	1:59.805	36.166	215	45.360	212	38.279	231	239
2	1	2:02.448	37.448	215	45.928	212	39.072	230	242	16	1	2:01.695	36.303	216	45.509	212	39.883	55	239
3	1	2:01.418	37.010	215	45.693	212	38.715	231	239	17	2	3:00.359	1:34.286	215	46.730	211	39.343	233	
4	1	2:00.652	36.608	215	45.652	212	38.392	229	239	18	2	2:05.670	36.659	216	48.666	204	40.345	227	243
5	1	2:00.356	36.575	213	45.457	211	38.324	229	238	19	2	2:48.681	45.891	123	1:08.168	137	54.622	137	224
6	1	2:00.342	36.411	214	45.430	212	38.501	231	238	20	2	2:51.202	51.120	124	1:05.526	126	54.556	142	153
7	1	2:00.137	36.304	215	45.449	212	38.384	230	240	21	2	2:47.445	48.254	166	1:01.412	136	57.779	231	163
8	1	2:00.476	36.589	214	45.297	213	38.590	231	239	22	2	2:01.200	36.597	216	45.707	212	38.896	232	241
9	1	2:44.811	45.695	125	1:06.737	109	52.379	131	191	23	2	2:03.848	36.546	216	45.703	210	41.599	225	242
10	1	2:40.881	53.270	139	1:01.448	106	46.163	232	123	24	2	2:33.652	41.589	119	1:00.097	103	51.966	154	216
11	1	2:01.385	36.419	216	46.362	200	38.604	232	241	25	2	2:46.048	48.863	145	1:01.942	123	55.243	173	149
12	1	2:00.332	36.283	215	45.637	211	38.412	231	241	26	2	2:41.334	46.323	170	1:01.976	102	53.035	234	136
13	1	2:00.968	36.691	216	45.759	212	38.518	231	241	27	2	2:01.216	36.239	217	46.442	213	38.535	234	243
14	1	2:00.899	36.580	216	45.825	209	38.494	231	240	28	2	1:59.706	35.873	216	45.437	212	38.396	234	244

71 Paul, DEU(#1) / Langeveld, NLD(#2)										theoretical besttime: 2:01.298									
1	1	2:28.170	51.699	201	53.123	200	43.348	218	180	15	2	3:13.449	1:42.442	209	48.223	208	42.784	196	
2	1	2:14.909	40.537	210	51.905	203	42.467	219	226	16	2	2:04.936	37.494	211	47.100	208	40.342	225	212
3	1	2:13.266	40.048	210	50.729	207	42.489	221	232	17	2	2:05.174	36.849	211	47.406	208	40.919	176	235
4	1	2:12.995	40.207	210	50.747	205	42.041	221	232	18	2	2:10.801	39.022	201	47.479	187	44.300	212	199
5	1	2:12.882	39.769	211	50.977	203	42.136	222	232	19	2	2:14.898	39.820	211	51.361	191	43.717	216	224
6	1	2:12.590	40.502	209	50.161	207	41.927	220	233	20	2	2:13.723	39.488	210	50.466	196	43.769	216	228
7	1	2:11.678	39.866	211	50.154	203	41.658	223	232	21	2	2:13.890	39.124	209	51.152	204	43.614	224	229
8	1	2:14.489	40.988	182	50.808	204	42.693	217	234	22	2	2:04.005	38.135	214	46.656	207	39.214	229	235
9	1	2:14.162	40.097	154	51.408	205	42.657	214	229	23	2	2:04.878	36.691	213	46.193	177	41.994	227	239
10	1	2:15.312	41.320	160	51.844	198	42.148	223	219	24	2	2:30.995	38.088	210	1:00.855	109	52.052	146	238
11	1	2:11.079	38.945	212	50.068	207	42.066	223	233	25	2	2:45.772	50.456	99	1:00.237	94	55.079	118	150
12	1	2:12.779	38.771	212	50.632	207	43.376	219	234	26	2	2:33.995	46.912	139	58.291	109	48.792	230	111
13	1	2:12.784	40.152	212	51.014	204	41.618	223	230	27	2	2:04.099	36.304	215	47.121	209	40.674	58	239
14	1	2:13.539	39.260	212	49.949	206	44.330	57	235	28	2	2:15.116	50.122	213	46.029	209	38.965	230	

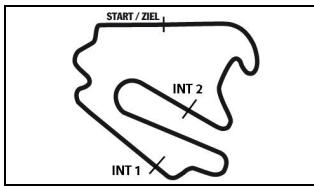
72 Schöll, AUT(#1) / Pepper, ZAF(#2)										theoretical besttime: 2:00.462									
1	1	2:15.654	47.658	211	48.456	210	39.540	229	211	15	1	2:03.333	36.843	212	46.585	205	39.905	230	237
2	1	2:02.984	36.942	213	46.627	211	39.415	230	238	16	1	2:03.724	37.583	212	46.671	210	39.470	59	237
3	1	2:03.015	36.923	214	46.777	212	39.315	230	238	17	2	2:59.473	1:34.538	212	45.730	209	39.205	230	
4	1	2:03.691	38.168	213	46.427	212	39.096	229	240	18	2	2:04.854	36.786	213	46.792	210	41.276	226	239
5	1	2:01.310	36.597	212	45.972	212	38.741	230	238	19	2	2:41.667	40.499	104	1:07.267	105	53.901	126	235
6	1	2:01.424	36.553	213	45.930	212	38.941	228	238	20	2	2:50.236	51.117	148	1:06.186	94	52.933	125	137
7	1	2:02.914	36.716	213	47.457	206	38.741	230	237	21	2	2:46.882	50.564	159	59.552	127	56.766	229	116
8	1	2:03.335	36.462	213	45.635	213	41.238	227	238	22	2	2:04.472	38.551	212	46.897	211	39.024	230	238
9	1	2:33.601	38.566	181	1:03.699	103	51.336	151	237	23	2	2:08.169	37.858	213	46.746	156	43.565	230	238
10	1	2:40.401	55.305	115	1:00.208	116	44.888	229	129	24	2	2:29.425	37.779	136	1:00.842	126	50.804	147	239
11	1	2:02.225	37.019	213	46.060	211	39.146	227	237	25	2	2:47.434	50.754	158	1:01.589	97	55.091	152	149
12	1	2:01.785	36.739	213	46.032	209	39.014	229	236	26	2	2:37.656	46.306	151	1:00.192	99	51.158	231	153
13	1	2:00.861	36.425	213	45.998	210	38.438	228	236	27	2	2:03.494	36.575	215	46.521	211	40.398	59	239
14	1	2:02.089	36.599	212	46.297	197	39.193	228	236	28	2	2:13.903	49.061	214	45.599	211	39.243	230	

ver: 1.0

www.adac.de/motorsport

Page 6/ 8 printed: 31.10.2020 16:35





ADAC GT Masters



Sector List Race 1

Provisional

DMSB Reg. Nr.: R-12080/20

Saturday, October 31, 2020 15:15:00

Lausitzring, Length: 4570m
Air temperature: 13.33°C
Track temperature: 12.3°C
Weather condition: Wet

Lap Id	Time	SE1	SP1	SE2	SP2	SE3	SP3	TSP	Lap Id	Time	SE1	SP1	SE2	SP2	SE3	SP3	TSP
--------	------	-----	-----	-----	-----	-----	-----	-----	--------	------	-----	-----	-----	-----	-----	-----	-----

77 Pommer, DEU(#1) / Schmidt, CHE(#2)

theoretical besttime: 2:00.628

1	1	2:16.984	47.567	212	49.188	191	40.229	231	203	15	2	2:02.287	36.594	216	45.683	213	40.010	230	239
2	1	2:04.140	37.536	215	47.203	212	39.401	232	241	16	2	2:02.163	36.527	217	45.478	214	40.158	230	240
3	1	2:03.545	37.188	216	47.141	213	39.216	233	242	17	2	2:01.838	36.472	216	45.887	211	39.479	226	240
4	1	2:02.916	36.711	215	46.782	214	39.423	234	243	18	2	2:05.401	36.534	205	48.603	203	40.264	232	238
5	1	2:03.377	37.135	216	46.980	213	39.262	232	243	19	2	2:36.822	37.309	158	1:07.851	113	51.662	117	241
6	1	2:04.511	37.689	208	46.845	209	39.977	232	242	20	2	2:50.799	53.723	142	1:04.530	136	52.546	139	105
7	1	2:02.176	36.942	217	46.185	213	39.049	232	241	21	2	2:45.104	52.271	88	57.197	156	55.636	236	138
8	1	2:02.055	36.656	217	46.139	213	39.260	231	242	22	2	2:04.210	37.443	219	47.520	212	39.247	235	245
9	1	2:30.040	37.442	187	1:01.447	114	51.151	146	240	23	2	2:08.942	36.966	218	47.863	169	44.113	230	244
10	1	2:40.170	55.788	118	59.956	122	44.426	231	126	24	2	2:28.669	38.514	216	59.148	155	51.007	181	239
11	1	2:02.624	36.836	217	46.508	213	39.280	232	240	25	2	2:47.185	51.227	142	1:00.946	115	55.012	150	156
12	1	2:04.945	37.065	216	47.356	214	40.524	59	241	26	2	2:37.156	47.224	169	59.341	90	50.591	236	148
13	2	3:02.571	1:35.943	215	46.499	209	40.129	232		27	2	2:02.414	36.807	218	46.304	214	39.303	235	246
14	2	2:02.874	36.772	216	45.763	212	40.339	230	240	28	2	2:01.104	36.193	218	45.954	213	38.957	236	244

82 Schothorst, NLD(#1) / Zimmermann, DEU(#2)

theoretical besttime: 1:59.616

1	1	2:09.400	42.735	213	47.277	209	39.388	228	194	15	1	2:00.564	36.580	214	45.414	211	38.570	229	239
2	1	2:01.548	36.940	214	45.985	211	38.623	229	237	16	1	2:00.731	36.297	214	45.426	211	39.008	55	238
3	1	2:00.789	36.610	214	45.637	210	38.542	228	238	17	1	4:55.359	3:26.148	213	48.736	201	40.475	196	
4	1	2:00.759	36.866	213	45.422	210	38.471	229	237	18	2	2:07.313	40.621	207	46.801	211	39.891	229	207
5	1	2:00.202	36.319	213	45.461	211	38.422	230	238	19	2	2:14.469	39.358	211	51.175	198	43.936	201	238
6	1	2:00.144	36.099	213	45.440	211	38.605	229	239	20	2	2:14.047	39.338	198	50.331	193	44.378	195	215
7	1	2:00.219	36.320	213	45.464	209	38.435	230	238	21	2	2:13.069	39.048	213	50.696	203	43.325	223	211
8	1	2:00.699	36.363	214	45.297	212	39.039	198	239	22	2	2:02.014	37.549	215	45.932	212	38.533	231	234
9	1	2:46.917	47.955	121	1:06.175	117	52.787	130	186	23	2	2:05.636	36.096	215	46.557	165	42.983	229	240
10	1	2:41.370	52.368	147	1:01.727	115	47.275	229	131	24	2	2:30.274	38.481	187	1:00.355	109	51.438	159	224
11	1	2:01.252	36.974	213	45.480	212	38.798	230	237	25	2	2:46.880	51.383	104	1:00.439	96	55.058	120	155
12	1	2:00.836	36.469	214	45.098	212	39.269	228	238	26	2	2:34.078	46.822	149	58.232	109	49.024	232	126
13	1	2:01.412	36.992	215	45.595	212	38.825	230	235	27	2	2:02.294	36.602	215	46.688	211	39.004	233	242
14	1	2:06.575	36.331	214	51.528	204	38.716	230	239	28	2	2:01.126	36.376	215	45.652	213	39.098	230	242

92 Engelhart, DEU(#1) / Ammermüller, DEU(#2)

theoretical besttime: 1:59.890

1	1	2:13.255	46.022	215	47.814	208	39.419	232	208	15	1	2:01.850	37.286	213	45.596	211	38.968	229	239
2	1	2:02.768	37.344	215	46.411	211	39.013	231	243	16	1	2:01.009	36.524	213	45.772	210	38.713	229	238
3	1	2:02.533	36.940	215	46.424	211	39.169	229	239	17	1	2:02.046	37.145	213	45.743	212	39.158	230	238
4	1	2:02.277	36.908	213	45.612	212	39.757	230	238	18	2	2:03.324	36.898	213	46.457	211	39.969	227	238
5	1	2:01.135	36.980	213	45.529	211	38.626	229	240	19	2	2:46.725	44.159	92	1:07.725	124	54.841	129	237
6	1	2:00.835	36.651	214	45.369	211	38.815	230	237	20	2	2:50.326	50.860	137	1:06.001	116	53.465	121	159
7	1	2:01.075	36.425	214	45.861	211	38.789	228	239	21	2	2:46.960	49.408	158	1:00.354	143	57.198	232	126
8	1	2:03.778	36.964	214	45.283	212	41.531	216	238	22	2	2:01.716	37.313	213	45.461	212	38.942	232	240
9	1	2:37.016	40.386	135	1:05.742	105	50.888	131	223	23	2	2:03.680	36.833	214	45.812	212	41.035	228	240
10	1	2:41.137	54.794	126	1:00.714	135	45.629	229	111	24	2	2:34.214	41.192	134	1:00.328	104	52.694	152	225
11	1	2:02.515	37.141	215	45.728	213	39.646	230	239	25	2	2:46.134	48.413	153	1:02.588	117	55.133	167	151
12	1	2:01.748	36.560	215	45.331	212	39.857	59	239	26	2	2:40.035	46.351	153	1:01.347	97	52.337	231	193
13	1	2:59.778	1:34.396	213	46.142	210	39.240	229		27	2	2:02.070	37.215	211	46.394	212	38.461	232	239
14	1	2:01.759	36.638	214	45.934	211	39.187	230	238	28	2	2:00.771	36.146	214	45.735	212	38.890	232	240

99 Renauer, DEU(#1) / Bachler, AUT(#2)

theoretical besttime: 1:59.089

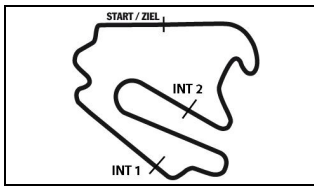
1	1	2:07.246	42.177	212	46.282	211	38.787	229	189	15	2	2:02.049	37.158	214	45.686	212	39.205	226	238
2	1	2:01.131	36.860	213	45.642	211	38.629	229	237	16	2	2:01.297	36.853	215	45.823	211	38.621	230	236
3	1	2:00.479	36.895	213	45.231	212	38.353	229	238	17	2	2:02.350	36.844	213	46.359	207	39.147	228	238
4	1	1:59.785	36.341	214	44.978	213	38.466	229	238	18	2	2:05.966	37.126	217	48.563	198	40.277	231	235
5	1	1:59.973	36.435	213	45.236	212	38.302	229	238	19	2	2:49.366	46.819	112	1:08.084	141	54.463	114	230
6	1	1:59.970	36.313	213	45.003	212	38.654	230	238	20	2	2:51.208	50.657	132	1:05.911	133	54.640	152	162
7	1	1:59.937	36.465	214	45.071	213	38.401	229	238	21	2	2:47.498	48.256	170	1:01.618	135	57.624	231	170
8	1	2:01.504	36.374	214	44.864	213	40.266	174	238	22	2	2:01.485	36.871	215	45.593	211	39.021	231	240
9	1	2:48.932	49.959	115	1:05.352	139	53.621	118	174	23	2	2:02.584	36.726	216	45.156	205	40.702	232	240
10	1	2:41.250	51.075	149	1:02.269	134	47.906	229	119	24	2	2:34.798	41.892	116	1:00.617	116	52.289	133	240
11	1	2:00.463	36.714	213	45.255	212	38.494	230	238	25	2	2:44.989	47.617	181	1:03.006	116	54.366	173	155
12	1	2:00.063	36.277	213	44.965	211	38.821	225	238	26	2	2:42.487	46.606	195	1:02.454	88	53.427	233	140
13	1	2:01.054	36.404	214	45.017	212	39.633	57	235	27	2	2:00.990	36.386	216	46.209	213	38.395	233	242

ver: 1.0

www.adac.de/motorsport

Page 7 / 8 printed: 31.10.2020 16:35





ADAC GT Masters

Sector List Race 1

Provisional



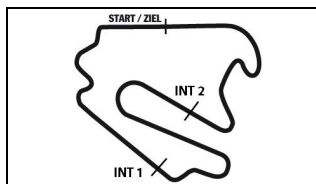
Lausitzring, Length: 4570m
 Air temperature: 13.33°C
 Track temperature: 12.3°C
 Weather condition: Wet

DMSB Reg. Nr.: R-12080/20

Saturday, October 31, 2020 15:15:00

Lap Id	Time	SE1	SP1	SE2	SP2	SE3	SP3	TSP	Lap Id	Time	SE1	SP1	SE2	SP2	SE3	SP3	TSP
14	2:59.757	1:34.474	213	46.054	211	39.229	230		28	1:59.882	35.923	216	45.429	213	38.530	234	241





ADAC GT Masters

Top speed list Race 1

Provisional



Lausitzring, Length: 4570m

Air temperature: 13.33°C

Track temperature: 12.3°C

Weather condition: Wet

DMSB Reg. Nr.: R-12080/20

Saturday, October 31, 2020 15:15:00

#	Name (NAT)	Team	Car name	Speed	Lap	Race time
77	Jeffrey Schmidt (CHE)	Callaway Competition (DEU)	Corvette C7 GT3-R	246.46	27	59:35.232
10	Sheldon van der Linde (ZAF)	Schubert Motorsport (DEU)	BMW M6 GT3	245.90	27	59:35.881
9	Joel Eriksson (SWE)	Schubert Motorsport (DEU)	BMW M6 GT3	245.34	22	47:31.751
14	Erik Johansson (SWE)	MRS GT-Racing (DEU)	BMW M6 GT3	244.22	3	4:27.318
63	Franck Perera (FRA)	GRT GRASSER RACING TEAM (AUT)	Lamborghini Huracan GT3 EVO	244.22	28	1:01:31.032
7	Alfred Renauer (DEU)	Precote Herberth Motorsport (DEU)	Porsche 911 GT3 R	243.67	13	25:46.124
32	Dries Vanthoor (BEL)	TEAM WRT (BEL)	Audi R8 LMS GT3	243.67	27	59:33.859
92	Christian Engelhart (DEU)	SSR Performance (DEU)	Porsche 911 GT3 R	243.12	2	2:15.011
11	Pierre Kaffer (DEU)	EFP Car Collection by TECE (DEU)	Audi R8 LMS GT3	243.12	27	59:37.315
8	Hamza Owega (DEU)	RUTRONIK-RACING (DEU)	Audi R8 LMS GT3	242.57	6	10:33.782
26	Stefan Mücke (DEU)	BWT Mücke Motorsport (DEU)	Audi R8 LMS GT3	242.57	23	49:35.483
3	Nikolaj Rogivue (CHE)	Aust Motorsport (DEU)	Audi R8 LMS GT3	242.57	28	1:01:36.704
33	Filip Salaquarda (CZE)	Team ISR (CZE)	Audi R8 LMS GT3	242.02	5	8:34.698
99	Klaus Bachler (AUT)	Precote Herberth Motorsport (DEU)	Porsche 911 GT3 R	242.02	27	59:29.377
18	David Jahn (DEU)	KÜS TEAM75 Bernhard (DEU)	Porsche 911 GT3 R	242.02	27	59:30.226
30	Frederic Vervisch (BEL)	TEAM WRT (BEL)	Audi R8 LMS GT3	242.02	27	59:37.693
82	Tim Zimmermann (DEU)	GRT GRASSER RACING TEAM (AUT)	Lamborghini Huracan GT3 EVO	242.02	27	59:38.314
31	Kelvin van der Linde (ZAF)	RUTRONIK-RACING (DEU)	Audi R8 LMS GT3	242.02	28	1:01:32.004
20	Dorian Boccollacci (FRA)	Team Zakspeed BKK Mobil Oil Racing (DEU)	Mercedes-AMG GT3 EVO	241.48	22	47:26.680
19	Niels Lagrange (BEL)	GRT GRASSER RACING TEAM (AUT)	Lamborghini Huracan GT3 EVO	240.94	5	8:33.496
48	Raffaele Marciello (ITA)	KNAUS Team HTP-WINWARD (DEU)	Mercedes-AMG GT3 EVO	240.94	28	1:01:32.693
4	Hendrik von Danwitz (DEU)	Aust Motorsport (DEU)	Audi R8 LMS GT3	240.40	2	2:19.685
72	Constantin Schöll (AUT)	T3-HRT-Motorsport (DEU)	Bentley Continental GT3	240.40	4	6:23.427
21	Jimmy Eriksson (SWE)	Team Zakspeed BKK Mobil Oil Racing (DEU)	Mercedes-AMG GT3 EVO	240.40	22	47:27.463
28	Christopher Haase (DEU)	Montaplast by Land Motorsport (DEU)	Audi R8 LMS GT3	239.86	23	49:22.475
71	Niels Langeveld (NLD)	T3-HRT-Motorsport (DEU)	Audi R8 LMS GT3	239.86	27	59:38.926
47	Maximilian Götz (DEU)	MANN-FILTER Team HTP-WINWARD (DEU)	Mercedes-AMG GT3 EVO	239.86	28	1:01:29.294
22	Luca Stolz (DEU)	Toksport WRT (DEU)	Mercedes-AMG GT3 EVO	239.33	4	6:22.900
29	Kim-Luis Schramm (DEU)	Montaplast by Land Motorsport (DEU)	Audi R8 LMS GT3	238.27	12	23:51.279
36	Philipp Frommenwiler (CHE)	DLV-Team Schuetz Motorsport (DEU)	Mercedes-AMG GT3	235.14	28	1:01:53.241