



**Circuito de Barcelona**  
**Porsche Carrera Cup France**  
**Race - 1**  
**Provisional Results**




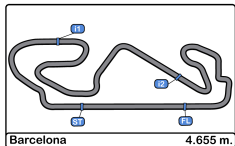
| Cls   | N°               | Driver                   | Nat                        | Team                       | Class | Cls | Laps            | Total Time       | Gap      | Interval | Km/h  | Best     | Time     | Km/h  |
|---|------------------|--------------------------|----------------------------|----------------------------|-------|-----|-----------------|------------------|----------|----------|-------|----------|----------|-------|
| 1   | 91               | Jaxon Evans              | NZL                        | BWT Lechner Racing         | PRO   | 1   | 17              | <b>31:23.528</b> |          |          | 151.2 | 3        | 1:49.575 | 152.9 |
| 2   | 5                | Adam Eteki               | FRA                        | CLRT                       | PRO   | 2   | 17              | <b>31:25.012</b> | 1.484    | 1.484    | 151.1 | 6        | 1:49.768 | 152.6 |
| 3   | 27               | Jean-Baptiste Simmenauer | FRA                        | BWT Lechner Racing         | PRO   | 3   | 17              | <b>31:27.522</b> | 3.994    | 2.510    | 150.9 | 6        | 1:49.790 | 152.6 |
| 4   | 74               | Victor Blugeon           | FRA                        | Pierre Martinet by Alméras | PRO   | 4   | 17              | <b>31:29.347</b> | 5.819    | 1.825    | 150.7 | 5        | 1:49.873 | 152.5 |
| 5   | 87               | Richard Wagner           | DEU                        | BWT Lechner Racing         | PRO   | 5   | 17              | <b>31:31.354</b> | 7.826    | 2.007    | 150.6 | 4        | 1:49.538 | 152.9 |
| 6   | 85               | Hugo Chevalier           | FRA                        | CLRT                       | PRO   | 6   | 17              | <b>31:33.801</b> | 10.273   | 2.447    | 150.4 | 10       | 1:50.294 | 151.9 |
| 7   | 55               | Nicolas Misslin          | FRA                        | BWT Lechner Racing         | PROA  | 1   | 17              | <b>31:43.434</b> | 19.906   | 9.633    | 149.6 | 3        | 1:50.542 | 151.5 |
| 8   | 20               | Victor Weyrich           | FRA                        | Pierre Martinet by Alméras | PRO   | 7   | 17              | <b>31:43.655</b> | 20.127   | 0.221    | 149.6 | 3        | 1:50.614 | 151.4 |
| 9   | 911              | Christophe Lapierre      | FRA                        | Sébastien Loeb Racing      | PROA  | 2   | 17              | <b>31:44.811</b> | 21.283   | 1.156    | 149.5 | 3        | 1:50.697 | 151.3 |
| 10  | 33               | Evan Spenle              | FRA                        | Sébastien Loeb Racing      | PRO   | 8   | 17              | <b>31:45.427</b> | 21.899   | 0.616    | 149.5 | 6        | 1:50.454 | 151.7 |
| 11  | 69               | Florian Latorre          | FRA                        | CLRT                       | PRO   | 9   | 17              | <b>31:48.059</b> | 24.531   | 2.632    | 149.3 | 9        | 1:49.030 | 153.7 |
| 12  | 991              | Ugo Gazil                | FRA                        | Pierre Martinet by Alméras | PRO   | 10  | 17              | <b>31:51.340</b> | 27.812   | 3.281    | 149.0 | 7        | 1:50.870 | 151.1 |
| 13  | 7                | Jérôme Boullery          | FRA                        | Racing Technology          | PROA  | 3   | 17              | <b>31:51.956</b> | 28.428   | 0.616    | 149.0 | 3        | 1:50.804 | 151.2 |
| 14  | 888              | François Lansard         | FRA                        | CLRT                       | AM    | 1   | 17              | <b>31:54.781</b> | 31.253   | 2.825    | 148.7 | 4        | 1:50.878 | 151.1 |
| 15  | 26               | Emil Caumes              | FRA                        | CLRT                       | AM    | 2   | 17              | <b>32:10.269</b> | 46.741   | 15.488   | 147.5 | 4        | 1:50.359 | 151.8 |
| 16  | 4                | Mathieu Blaise           | FRA                        | Racing Technology          | AM    | 3   | 17              | <b>32:15.041</b> | 51.513   | 4.772    | 147.2 | 5        | 1:52.254 | 149.2 |
| 17  | 44               | Franck Leherpeur         | FRA                        | Racing Technology          | AM    | 4   | 17              | <b>32:26.507</b> | 1:02.979 | 11.466   | 146.3 | 5        | 1:52.228 | 149.3 |
| 18  | 11               | Sylvain Noël             | FRA                        | Racing Technology          | PROA  | 4   | 17              | <b>32:27.295</b> | 1:03.767 | 0.788    | 146.2 | 3        | 1:50.721 | 151.3 |
| 19  | 1                | Ayhancan Güven           | TUR                        | Martinet by Alméras        | PRO   | 11  | 17              | <b>32:34.073</b> | 1:10.545 | 6.778    | 145.7 | 3        | 1:49.205 | 153.4 |
| <b>Not classified: (Requirements: 75% of number laps of leader = 13 Laps)</b> |                  |                          |                            |                            |       |     |                 |                  |          |          |       |          |          |       |
| 23  | Marvin Klein     | FRA                      | Martinet by Alméras        | PRO                        | 12    | 4   | <b>7:24.958</b> | 13 Laps          | 13 Laps  | 150.6    | 2     | 1:49.604 | 152.8    |       |
| 30  | Roland Berville  | FRA                      | Pierre Martinet by Alméras | PROA                       | 5     | 2   | <b>3:57.931</b> | 15 Laps          | 2 Laps   | 140.8    | 2     | 1:53.653 | 147.4    |       |
| 88  | Stéphane Denoual | FRA                      | Martinet by Alméras        | PROA                       | 6     | 1   | <b>2:19.601</b> | 16 Laps          | 1 Lap    | 120.0    | 1     | 2:19.601 | 120.0    |       |
| 59  | Maxence Maurice  | FRA                      | IMSA Performance           | AM                         | 5     |     |                 |                  |          |          |       |          |          |       |

**Fastest lap Florian Latorre in 1:49.030 at 153.7 Km/h in lap 9**

Published at:.....

Track Temp: **31.6 °C** Air Temp: **24.8 °C** Humidity: **40 %** Track Status: **DRY**

|                  |                       |   |
|------------------|-----------------------|---|
| <b>Stewards:</b> | <b>Race Director:</b> | <b>Timekeeper:</b><br> |
|------------------|-----------------------|---|



**Circuito de Barcelona**  
**Porsche Carrera Cup France**  
**Race - 1**  
**Provisional Results by Class**



| Cla   | N°  | Driver           | Nat | Team              | Class | Cls | Laps | Total Time       | Gap      | Interval | Km/h  | Best | Time     | Km/h  |
|---|-----|------------------|-----|-------------------|-------|-----|------|------------------|----------|----------|-------|------|----------|-------|
| <b>AM</b>   |     |                  |     |                   |       |     |      |                  |          |          |       |      |          |       |
| 1   | 888 | François Lansard | FRA | CLRT              | AM    | 1   | 17   | <b>31:54.781</b> |          |          | 148.7 | 4    | 1:50.878 | 151.1 |
| 2   | 26  | Emil Caumes      | FRA | CLRT              | AM    | 2   | 17   | <b>32:10.269</b> | 46.741   | 15.488   | 147.5 | 4    | 1:50.359 | 151.8 |
| 3   | 4   | Mathieu Blaise   | FRA | Racing Technology | AM    | 3   | 17   | <b>32:15.041</b> | 51.513   | 4.772    | 147.2 | 5    | 1:52.254 | 149.2 |
| 4   | 44  | Franck Leherpeur | FRA | Racing Technology | AM    | 4   | 17   | <b>32:26.507</b> | 1:02.979 | 11.466   | 146.3 | 5    | 1:52.228 | 149.3 |
| <b>Not classified: (Requirements: 75% of number laps of leader = 13 Laps)</b> |     |                  |     |                   |       |     |      |                  |          |          |       |      |          |       |
|   | 59  | Maxence Maurice  | FRA | IMSA Performance  | AM    | 5   |      |                  |          |          |       |      |          |       |

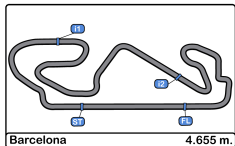
Published at:.....

Track Temp: **31.6 °C** Air Temp: **24.8 °C** Humidity: **40 %** Track Status: **DRY**

**Stewards:**

**Race Director:**

**Timekeeper:**



**Circuito de Barcelona**  
**Porsche Carrera Cup France**  
**Race - 1**  
**Provisional Results by Class**



| Cla   | N°  | Driver                   | Nat | Team                       | Class | Cls | Laps | Total Time       | Gap      | Interval | Km/h  | Best | Time     | Km/h  |
|---|-----|--------------------------|-----|----------------------------|-------|-----|------|------------------|----------|----------|-------|------|----------|-------|
| <b>PRO</b>  |     |                          |     |                            |       |     |      |                  |          |          |       |      |          |       |
| 1   | 91  | Jaxon Evans              | NZL | BWT Lechner Racing         | PRO   | 1   | 17   | <b>31:23.528</b> |          |          | 151.2 | 3    | 1:49.575 | 152.9 |
| 2   | 5   | Adam Eteki               | FRA | CLRT                       | PRO   | 2   | 17   | <b>31:25.012</b> | 1.484    | 1.484    | 151.1 | 6    | 1:49.768 | 152.6 |
| 3   | 27  | Jean-Baptiste Simmenauer | FRA | BWT Lechner Racing         | PRO   | 3   | 17   | <b>31:27.522</b> | 3.994    | 2.510    | 150.9 | 6    | 1:49.790 | 152.6 |
| 4   | 74  | Victor Blugeon           | FRA | Pierre Martinet by Alméras | PRO   | 4   | 17   | <b>31:29.347</b> | 5.819    | 1.825    | 150.7 | 5    | 1:49.873 | 152.5 |
| 5   | 87  | Richard Wagner           | DEU | BWT Lechner Racing         | PRO   | 5   | 17   | <b>31:31.354</b> | 7.826    | 2.007    | 150.6 | 4    | 1:49.538 | 152.9 |
| 6   | 85  | Hugo Chevalier           | FRA | CLRT                       | PRO   | 6   | 17   | <b>31:33.801</b> | 10.273   | 2.447    | 150.4 | 10   | 1:50.294 | 151.9 |
| 7   | 20  | Victor Weyrich           | FRA | Pierre Martinet by Alméras | PRO   | 7   | 17   | <b>31:43.655</b> | 20.127   | 9.854    | 149.6 | 3    | 1:50.614 | 151.4 |
| 8   | 33  | Evan Spenle              | FRA | Sébastien Loeb Racing      | PRO   | 8   | 17   | <b>31:45.427</b> | 21.899   | 1.772    | 149.5 | 6    | 1:50.454 | 151.7 |
| 9   | 69  | Florian Latorre          | FRA | CLRT                       | PRO   | 9   | 17   | <b>31:48.059</b> | 24.531   | 2.632    | 149.3 | 9    | 1:49.030 | 153.7 |
| 10  | 991 | Ugo Gazil                | FRA | Pierre Martinet by Alméras | PRO   | 10  | 17   | <b>31:51.340</b> | 27.812   | 3.281    | 149.0 | 7    | 1:50.870 | 151.1 |
| 11  | 1   | Ayhancan Güven           | TUR | Martinet by Alméras        | PRO   | 11  | 17   | <b>32:34.073</b> | 1:10.545 | 42.733   | 145.7 | 3    | 1:49.205 | 153.4 |
| <b>Not classified: (Requirements: 75% of number laps of leader = 13 Laps)</b> |     |                          |     |                            |       |     |      |                  |          |          |       |      |          |       |
|   | 23  | Marvin Klein             | FRA | Martinet by Alméras        | PRO   | 12  | 4    | <b>7:24.958</b>  | 13 Laps  | 13 Laps  | 150.6 | 2    | 1:49.604 | 152.8 |

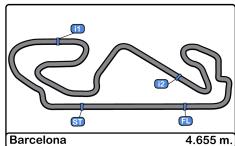
Published at:.....

Track Temp: **31.6 °C** Air Temp: **24.8 °C** Humidity: **40 %** Track Status: **DRY**

Stewards:

Race Director:

Timekeeper:



Circuito de Barcelona  
 Porsche Carrera Cup France  
 Race - 1  
 Provisional Results by Class



| Cla   | N°  | Driver              | Nat | Team                       | Class | Cls | Laps | Total Time | Gap      | Interval | Km/h  | Best | Time     | Km/h  |
|---|-----|---------------------|-----|----------------------------|-------|-----|------|------------|----------|----------|-------|------|----------|-------|
| <b>PROAM</b>  |     |                     |     |                            |       |     |      |            |          |          |       |      |          |       |
| 1   | 55  | Nicolas Mislin      | FRA | BWT Lechner Racing         | PROA  | 1   | 17   | 31:43.434  |          |          | 149.6 | 3    | 1:50.542 | 151.5 |
| 2   | 911 | Christophe Lapierre | FRA | Sébastien Loeb Racing      | PROA  | 2   | 17   | 31:44.811  | 21.283   | 1.377    | 149.5 | 3    | 1:50.697 | 151.3 |
| 3   | 7   | Jérôme Boullery     | FRA | Racing Technology          | PROA  | 3   | 17   | 31:51.956  | 28.428   | 7.145    | 149.0 | 3    | 1:50.804 | 151.2 |
| 4   | 11  | Sylvain Noël        | FRA | Racing Technology          | PROA  | 4   | 17   | 32:27.295  | 1:03.767 | 35.339   | 146.2 | 3    | 1:50.721 | 151.3 |
| <b>Not classified: (Requirements: 75% of number laps of leader = 13 Laps)</b> |     |                     |     |                            |       |     |      |            |          |          |       |      |          |       |
|   | 30  | Roland Berville     | FRA | Pierre Martinet by Alméras | PROA  | 5   | 2    | 3:57.931   | 15 Laps  | 15 Laps  | 140.8 | 2    | 1:53.653 | 147.4 |
|   | 88  | Stéphane Denoual    | FRA | Martinet by Alméras        | PROA  | 6   | 1    | 2:19.601   | 16 Laps  | 1 Lap    | 120.0 | 1    | 2:19.601 | 120.0 |

Fastest lap Florian Latorre in 1:49.030 at 153.7 Km/h in lap 9

Published at:.....

Track Temp: 31.6 °C Air Temp: 24.8 °C Humidity: 40 % Track Status: DRY

Stewards:

Race Director:

Timekeeper:



Circuit de Barcelona  
Porsche Carrera Cup France  
Race - 1

**PORSCHE**  
CARRERA CUP  
FRANCE

Provisional Classification by Driver Fastest Lap

| Cls | N° | Driver                   | Team                           | Class | Cls | Laps | Best | Time     | Gap    | Interval | Km/h  |
|-----|----|--------------------------|--------------------------------|-------|-----|------|------|----------|--------|----------|-------|
| 1   | 69 | Florian Latorre          | FRA CLRT                       | PRO   | 1   | 17   | 9    | 1:49.030 |        |          | 153.7 |
| 2   | 1  | Ayhancan Güven           | TUR Martinet by Alméras        | PRO   | 2   | 17   | 3    | 1:49.205 | 0.175  | 0.175    | 153.4 |
| 3   | 87 | Richard Wagner           | DEU BWT Lechner Racing         | PRO   | 3   | 17   | 4    | 1:49.538 | 0.508  | 0.333    | 152.9 |
| 4   | 91 | Jaxon Evans              | NZL BWT Lechner Racing         | PRO   | 4   | 17   | 3    | 1:49.575 | 0.545  | 0.037    | 152.9 |
| 5   | 23 | Marvin Klein             | FRA Martinet by Alméras        | PRO   | 5   | 4    | 2    | 1:49.604 | 0.574  | 0.029    | 152.8 |
| 6   | 5  | Adam Eteki               | FRA CLRT                       | PRO   | 6   | 17   | 6    | 1:49.768 | 0.738  | 0.164    | 152.6 |
| 7   | 27 | Jean-Baptiste Simmenauer | FRA BWT Lechner Racing         | PRO   | 7   | 17   | 6    | 1:49.790 | 0.760  | 0.022    | 152.6 |
| 8   | 74 | Victor Blugeon           | FRA Pierre Martinet by Alméras | PRO   | 8   | 17   | 5    | 1:49.873 | 0.843  | 0.083    | 152.5 |
| 9   | 85 | Hugo Chevalier           | FRA CLRT                       | PRO   | 9   | 17   | 10   | 1:50.294 | 1.264  | 0.421    | 151.9 |
| 10  | 26 | Emil Caumes              | FRA CLRT                       | AM    | 1   | 17   | 4    | 1:50.359 | 1.329  | 0.065    | 151.8 |
| 11  | 33 | Evan Spenle              | FRA Sébastien Loeb Racing      | PRO   | 10  | 17   | 6    | 1:50.454 | 1.424  | 0.095    | 151.7 |
| 12  | 55 | Nicolas Misslin          | FRA BWT Lechner Racing         | PROA  | 1   | 17   | 3    | 1:50.542 | 1.512  | 0.088    | 151.5 |
| 13  | 20 | Victor Weyrich           | FRA Pierre Martinet by Alméras | PRO   | 11  | 17   | 3    | 1:50.614 | 1.584  | 0.072    | 151.4 |
| 14  | 91 | Christophe Lapierre      | FRA Sébastien Loeb Racing      | PROA  | 2   | 17   | 3    | 1:50.697 | 1.667  | 0.083    | 151.3 |
| 15  | 11 | Sylvain Noël             | FRA Racing Technology          | PROA  | 3   | 17   | 3    | 1:50.721 | 1.691  | 0.024    | 151.3 |
| 16  | 7  | Jérôme Boullery          | FRA Racing Technology          | PROA  | 4   | 17   | 3    | 1:50.804 | 1.774  | 0.083    | 151.2 |
| 17  | 99 | Ugo Gazil                | FRA Pierre Martinet by Alméras | PRO   | 12  | 17   | 7    | 1:50.870 | 1.840  | 0.066    | 151.1 |
| 18  | 88 | François Lansard         | FRA CLRT                       | AM    | 2   | 17   | 4    | 1:50.878 | 1.848  | 0.008    | 151.1 |
| 19  | 44 | Franck Leherpeur         | FRA Racing Technology          | AM    | 3   | 17   | 5    | 1:52.228 | 3.198  | 1.350    | 149.3 |
| 20  | 4  | Mathieu Blaise           | FRA Racing Technology          | AM    | 4   | 17   | 5    | 1:52.254 | 3.224  | 0.026    | 149.2 |
| 21  | 30 | Roland Berville          | FRA Pierre Martinet by Alméras | PROA  | 5   | 2    | 2    | 1:53.653 | 4.623  | 1.399    | 147.4 |
| 22  | 88 | Stéphane Denoual         | FRA Martinet by Alméras        | PROA  | 6   | 1    | 1    | 2:19.601 | 30.571 | 25.948   | 120.0 |



Circuito de Barcelona  
 Porsche Carrera Cup France  
 Race - 1  
 Distance and Speed Average



| Cls   | Nº  | Driver                   | Nat | Team                       | Class | Cls | Laps | Distance | Total Time | Km/h  |
|---|-----|--------------------------|-----|----------------------------|-------|-----|------|----------|------------|-------|
| 1   | 91  | Jaxon Evans              | NZL | BWT Lechner Racing         | PRO   | 1   | 17   | 79.13    | 31:23.528  | 151.2 |
| 2   | 5   | Adam Eteki               | FRA | CLRT                       | PRO   | 2   | 17   | 79.13    | 31:25.012  | 151.1 |
| 3   | 27  | Jean-Baptiste Simmenauer | FRA | BWT Lechner Racing         | PRO   | 3   | 17   | 79.13    | 31:27.522  | 150.9 |
| 4   | 74  | Victor Blugeon           | FRA | Pierre Martinet by Alméras | PRO   | 4   | 17   | 79.13    | 31:29.347  | 150.7 |
| 5   | 87  | Richard Wagner           | DEU | BWT Lechner Racing         | PRO   | 5   | 17   | 79.13    | 31:31.354  | 150.6 |
| 6   | 85  | Hugo Chevalier           | FRA | CLRT                       | PRO   | 6   | 17   | 79.13    | 31:33.801  | 150.4 |
| 7   | 55  | Nicolas Misslin          | FRA | BWT Lechner Racing         | PROAM | 1   | 17   | 79.13    | 31:43.434  | 149.6 |
| 8   | 20  | Victor Weyrich           | FRA | Pierre Martinet by Alméras | PRO   | 7   | 17   | 79.13    | 31:43.655  | 149.6 |
| 9   | 911 | Christophe Lapierre      | FRA | Sébastien Loeb Racing      | PROAM | 2   | 17   | 79.13    | 31:44.811  | 149.5 |
| 10  | 33  | Evan Spenle              | FRA | Sébastien Loeb Racing      | PRO   | 8   | 17   | 79.13    | 31:45.427  | 149.5 |
| 11  | 69  | Florian Latorre          | FRA | CLRT                       | PRO   | 9   | 17   | 79.13    | 31:48.059  | 149.3 |
| 12  | 991 | Ugo Gazil                | FRA | Pierre Martinet by Alméras | PRO   | 10  | 17   | 79.13    | 31:51.340  | 149.0 |
| 13  | 7   | Jérôme Boullery          | FRA | Racing Technology          | PROAM | 3   | 17   | 79.13    | 31:51.956  | 149.0 |
| 14  | 888 | François Lansard         | FRA | CLRT                       | AM    | 1   | 17   | 79.13    | 31:54.781  | 148.7 |
| 15  | 26  | Emil Caumes              | FRA | CLRT                       | AM    | 2   | 17   | 79.13    | 32:10.269  | 147.5 |
| 16  | 4   | Mathieu Blaise           | FRA | Racing Technology          | AM    | 3   | 17   | 79.13    | 32:15.041  | 147.2 |
| 17  | 44  | Franck Leherpeur         | FRA | Racing Technology          | AM    | 4   | 17   | 79.13    | 32:26.507  | 146.3 |
| 18  | 11  | Sylvain Noël             | FRA | Racing Technology          | PROAM | 4   | 17   | 79.13    | 32:27.295  | 146.2 |
| 19  | 1   | Ayhancan Güven           | TUR | Marinet by Alméras         | PRO   | 11  | 17   | 79.13    | 32:34.073  | 145.7 |
| <b>Not classified: (Requirements: 75% of number laps of leader = 13 Laps)</b> |     |                          |     |                            |       |     |      |          |            |       |
|   | 23  | Marvin Klein             | FRA | Marinet by Alméras         | PRO   | 12  | 4    | 18.62    | 7:24.958   | 150.6 |
|   | 30  | Roland Berville          | FRA | Pierre Martinet by Alméras | PROAM | 5   | 2    | 09.31    | 3:57.931   | 140.8 |
|   | 88  | Stéphane Denoual         | FRA | Marinet by Alméras         | PROAM | 6   | 1    | 04.65    | 2:19.601   | 120.0 |
|   | 59  | Maxence Maurice          | FRA | IMSA Performance           | AM    | 5   |      |          |            |       |



Circuito de Barcelona  
Porsche Carrera Cup France  
Race - 1  
Lap Analysis



| 1 Ayhancan Güven |   |            |          |          |          |        | 5 Adam Eteki |     |   |          |          |          |          |        |           |
|------------------|---|------------|----------|----------|----------|--------|--------------|-----|---|----------|----------|----------|----------|--------|-----------|
| PRO              |   |            |          |          |          |        | CLRT         |     |   |          |          |          |          |        |           |
| Lap              | D | Time       | Sector 1 | Sector 2 | Sector 3 | T. Spd | Elapsed      | Lap | D | Time     | Sector 1 | Sector 2 | Sector 3 | T. Spd | Elapsed   |
| 1                |   | 1:53.467   | 35.322   | 42.137   | 36.008   | 220.4  | 1:53.467     | 1   |   | 1:55.692 | 36.113   | 43.342   | 36.237   | 227.3  | 1:55.692  |
| 2                |   | 1:49.855   | 31.550   | 42.118   | 36.187   | 267.3  | 3:43.322     | 2   |   | 1:49.910 | 31.371   | 42.058   | 36.481   | 270.0  | 3:45.602  |
| 3                |   | 1:49.205   | 31.457   | 41.838   | 35.910   | 267.9  | 5:32.527     | 3   |   | 1:50.415 | 31.446   | 41.997   | 36.972   | 268.6  | 5:36.017  |
| 4                |   | 1:49.404   | 31.603   | 41.813   | 35.988   | 267.9  | 7:21.931     | 4   |   | 1:49.968 | 31.620   | 42.057   | 36.291   | 265.3  | 7:25.985  |
| 5                |   | 1:49.777   | 31.440   | 42.159   | 36.178   | 268.6  | 9:11.708     | 5   |   | 1:49.799 | 31.500   | 42.154   | 36.145   | 270.6  | 9:15.784  |
| 6                |   | 1:52.413   | 32.190   | 42.726   | 37.497   | 268.6  | 11:04.121    | 6   |   | 1:49.768 | 31.425   | 42.217   | 36.126   | 269.3  | 11:05.552 |
| 7                |   | 1:54.633   | 32.118   | 43.742   | 38.773   | 268.6  | 12:58.754    | 7   |   | 1:53.986 | 31.547   | 43.619   | 38.820   | 270.6  | 12:59.538 |
| 8                |   | 1:50.091   | 31.569   | 42.135   | 36.387   | 265.3  | 14:48.845    | 8   |   | 1:50.625 | 31.951   | 42.376   | 36.298   | 267.9  | 14:50.163 |
| 9                |   | 1:51.456   | 32.098   | 42.899   | 36.459   | 266.6  | 16:40.301    | 9   |   | 1:50.524 | 31.611   | 42.417   | 36.496   | 270.0  | 16:40.687 |
| 10               |   | 1:53.076   | 31.652   | 42.480   | 38.944   | 268.6  | 18:33.377    | 10  |   | 1:50.516 | 31.737   | 42.427   | 36.352   | 272.0  | 18:31.203 |
| 11               |   | 1:53.976   | 32.534   | 43.850   | 37.592   | 231.7  | 20:27.353    | 11  |   | 1:50.212 | 31.582   | 42.239   | 36.391   | 267.9  | 20:21.415 |
| 12               |   | 1:55.130   | 32.629   | 44.907   | 37.594   | 257.7  | 22:22.483    | 12  |   | 1:50.428 | 31.607   | 42.529   | 36.292   | 267.9  | 22:11.843 |
| 13               |   | 1:56.719   | 33.084   | 45.377   | 38.258   | 241.0  | 24:19.202    | 13  |   | 1:50.340 | 31.627   | 42.374   | 36.339   | 269.3  | 24:02.183 |
| 14               |   | 2:04.140 P | 32.810   | 46.862   | 44.468   | 252.9  | 26:23.342    | 14  |   | 1:50.798 | 31.700   | 42.534   | 36.564   | 268.6  | 25:52.981 |
| 15               |   | 2:28.659   | 1:09.517 | 42.438   | 36.704   | 193.5  | 28:52.001    | 15  |   | 1:50.616 | 31.649   | 42.476   | 36.491   | 267.9  | 27:43.597 |
| 16               |   | 1:51.064   | 32.261   | 42.336   | 36.467   | 267.9  | 30:43.065    | 16  |   | 1:50.538 | 31.573   | 42.670   | 36.295   | 267.9  | 29:34.135 |
| 17               |   | 1:51.008   | 31.563   | 42.332   | 37.113   | 267.9  | 32:34.073    | 17  |   | 1:50.877 | 31.686   | 42.607   | 36.584   | 267.9  | 31:25.012 |

| 4 Mathieu Blaise |   |          |          |          |          |        | 7 Jérôme Boullery |     |   |          |          |          |          |        |           |
|------------------|---|----------|----------|----------|----------|--------|-------------------|-----|---|----------|----------|----------|----------|--------|-----------|
| AM               |   |          |          |          |          |        | PROAM             |     |   |          |          |          |          |        |           |
| Lap              | D | Time     | Sector 1 | Sector 2 | Sector 3 | T. Spd | Elapsed           | Lap | D | Time     | Sector 1 | Sector 2 | Sector 3 | T. Spd | Elapsed   |
| 1                |   | 2:05.563 | 39.588   | 45.608   | 40.367   | 232.7  | 2:05.563          | 1   |   | 2:01.404 | 38.323   | 45.277   | 37.804   | 235.8  | 2:01.404  |
| 2                |   | 1:52.955 | 32.265   | 42.727   | 37.963   | 268.6  | 3:58.518          | 2   |   | 1:51.457 | 31.988   | 42.643   | 36.826   | 268.6  | 3:52.861  |
| 3                |   | 1:53.503 | 31.790   | 44.314   | 37.399   | 269.3  | 5:52.021          | 3   |   | 1:50.804 | 31.624   | 42.256   | 36.924   | 270.6  | 5:43.665  |
| 4                |   | 1:52.768 | 32.115   | 42.862   | 37.791   | 266.6  | 7:44.789          | 4   |   | 1:51.090 | 31.592   | 42.587   | 36.911   | 271.3  | 7:34.755  |
| 5                |   | 1:52.254 | 32.048   | 43.238   | 36.968   | 267.3  | 9:37.043          | 5   |   | 1:51.684 | 31.553   | 43.583   | 36.548   | 272.0  | 9:26.439  |
| 6                |   | 1:52.447 | 32.387   | 42.939   | 37.121   | 266.6  | 11:29.490         | 6   |   | 1:51.136 | 31.726   | 42.495   | 36.915   | 271.3  | 11:17.575 |
| 7                |   | 1:53.092 | 32.299   | 43.223   | 37.570   | 266.6  | 13:22.582         | 7   |   | 1:50.907 | 31.749   | 42.514   | 36.644   | 270.6  | 13:08.482 |
| 8                |   | 1:54.106 | 33.330   | 43.240   | 37.536   | 264.0  | 15:16.688         | 8   |   | 1:51.215 | 31.700   | 42.651   | 36.864   | 269.3  | 14:59.697 |
| 9                |   | 1:53.575 | 32.141   | 43.531   | 37.903   | 265.3  | 17:10.263         | 9   |   | 1:51.554 | 31.646   | 42.692   | 37.216   | 272.0  | 16:51.251 |
| 10               |   | 1:52.361 | 32.096   | 42.808   | 37.457   | 264.7  | 19:02.624         | 10  |   | 1:53.990 | 33.940   | 43.006   | 37.044   | 273.4  | 18:45.241 |
| 11               |   | 1:52.434 | 32.072   | 43.041   | 37.321   | 266.0  | 20:55.058         | 11  |   | 1:51.400 | 31.698   | 42.666   | 37.036   | 271.3  | 20:36.641 |
| 12               |   | 1:53.485 | 32.229   | 43.599   | 37.657   | 265.3  | 22:48.543         | 12  |   | 1:52.156 | 31.916   | 42.953   | 37.287   | 270.0  | 22:28.797 |
| 13               |   | 1:53.270 | 32.341   | 43.456   | 37.473   | 264.0  | 24:41.813         | 13  |   | 1:51.809 | 31.821   | 42.967   | 37.021   | 271.3  | 24:20.606 |
| 14               |   | 1:52.969 | 32.065   | 43.335   | 37.569   | 266.0  | 26:34.782         | 14  |   | 1:53.614 | 32.060   | 43.510   | 38.044   | 271.3  | 26:14.220 |
| 15               |   | 1:53.082 | 32.083   | 43.270   | 37.729   | 266.6  | 28:27.864         | 15  |   | 1:52.227 | 32.050   | 42.938   | 37.239   | 269.3  | 28:06.447 |
| 16               |   | 1:52.963 | 32.034   | 43.412   | 37.517   | 266.0  | 30:20.827         | 16  |   | 1:52.835 | 32.096   | 43.296   | 37.443   | 269.3  | 29:59.282 |
| 17               |   | 1:54.214 | 32.363   | 43.386   | 38.465   | 266.0  | 32:15.041         | 17  |   | 1:52.674 | 31.959   | 43.245   | 37.470   | 270.0  | 31:51.956 |



**Circuito de Barcelona**  
**Porsche Carrera Cup France**  
**Race - 1**  
**Lap Analysis**

**PORSCHE**  
**CARRERA CUP**  
**FRANCE**

**11** Sylvain Noël Porsche **26** Emil Caumes Porsche  
 PROAM Racing Technology AM CLRT

| Lap D | Time            | Sector 1      | Sector 2      | Sector 3      | T. Spd | Elapsed   | Lap D | Time            | Sector 1      | Sector 2      | Sector 3      | T. Spd | Elapsed   |
|-------|-----------------|---------------|---------------|---------------|--------|-----------|-------|-----------------|---------------|---------------|---------------|--------|-----------|
| 1     | 2:00.269        | 38.157        | 44.828        | 37.284        | 231.2  | 2:00.269  | 1     | 2:04.784        | 39.557        | 45.139        | 40.088        | 230.2  | 2:04.784  |
| 2     | 1:51.539        | 31.684        | 42.872        | 36.983        | 268.6  | 3:51.808  | 2     | 1:51.895        | 32.000        | 42.911        | 36.984        | 270.6  | 3:56.679  |
| 3     | <b>1:50.721</b> | <b>31.353</b> | <b>42.507</b> | 36.861        | 270.6  | 5:42.529  | 3     | 1:51.016        | <b>31.601</b> | 42.700        | 36.715        | 270.6  | 5:47.695  |
| 4     | 1:51.503        | 31.777        | 42.871        | 36.855        | 269.3  | 7:34.032  | 4     | <b>1:50.359</b> | 31.677        | <b>42.315</b> | <b>36.367</b> | 268.6  | 7:38.054  |
| 5     | 2:32.540        | 31.800        | 1:24.020      | 36.720        | 272.7  | 10:06.572 | 5     | 1:51.226        | 31.975        | 42.478        | 36.773        | 270.0  | 9:29.280  |
| 6     | 1:51.585        | 31.822        | 42.532        | 37.231        | 266.6  | 11:58.157 | 6     | 1:51.201        | 31.693        | 42.705        | 36.803        | 272.0  | 11:20.481 |
| 7     | 1:51.232        | 31.898        | 42.530        | 36.804        | 266.0  | 13:49.389 | 7     | 1:51.814        | 31.730        | 42.671        | 37.413        | 272.0  | 13:12.295 |
| 8     | 1:51.189        | 31.898        | 42.623        | 36.668        | 267.3  | 15:40.578 | 8     | 1:51.378        | 31.703        | 42.703        | 36.972        | 269.3  | 15:03.673 |
| 9     | 1:51.360        | 31.987        | 42.708        | <b>36.665</b> | 266.6  | 17:31.938 | 9     | 1:51.630        | 31.811        | 42.672        | 37.147        | 270.0  | 16:55.303 |
| 10    | 1:51.731        | 32.025        | 42.879        | 36.827        | 266.0  | 19:23.669 | 10    | 1:52.414        | 31.962        | 43.173        | 37.279        | 268.6  | 18:47.717 |
| 11    | 1:51.468        | 32.000        | 42.629        | 36.839        | 267.3  | 21:15.137 | 11    | 1:52.792        | 31.982        | 43.296        | 37.514        | 269.3  | 20:40.509 |
| 12    | 1:51.322        | 32.025        | 42.557        | 36.740        | 267.3  | 23:06.459 | 12    | 1:53.634        | 33.058        | 43.320        | 37.256        | 268.6  | 22:34.143 |
| 13    | 1:51.425        | 31.842        | 42.733        | 36.850        | 268.6  | 24:57.884 | 13    | 2:03.141        | 32.254        | 52.845        | 38.042        | 268.6  | 24:37.284 |
| 14    | 1:52.280        | 31.956        | 42.917        | 37.407        | 267.9  | 26:50.164 | 14    | 1:53.519        | 32.695        | 43.228        | 37.596        | 265.3  | 26:30.803 |
| 15    | 1:52.777        | 32.448        | 43.144        | 37.185        | 266.6  | 28:42.941 | 15    | 1:53.576        | 32.590        | 43.414        | 37.572        | 266.0  | 28:24.379 |
| 16    | 1:52.201        | 32.161        | 42.823        | 37.217        | 267.9  | 30:35.142 | 16    | 1:52.698        | 32.291        | 42.970        | 37.437        | 266.0  | 30:17.077 |
| 17    | 1:52.153        | 32.083        | 42.934        | 37.136        | 267.3  | 32:27.295 | 17    | 1:53.192        | 32.364        | 43.272        | 37.556        | 265.3  | 32:10.269 |

**20** Victor Weyrich Porsche **27** Jean-Baptiste Simmenauer Porsche  
 PRO Pierre Martinet by Alméras PRO BWT Lechner Racing

| Lap D | Time            | Sector 1      | Sector 2      | Sector 3      | T. Spd | Elapsed   | Lap D | Time            | Sector 1      | Sector 2      | Sector 3      | T. Spd | Elapsed   |
|-------|-----------------|---------------|---------------|---------------|--------|-----------|-------|-----------------|---------------|---------------|---------------|--------|-----------|
| 1     | 1:59.199        | 37.425        | 44.674        | 37.100        | 233.7  | 1:59.199  | 1     | 1:56.368        | 36.232        | 43.727        | 36.409        | 227.8  | 1:56.368  |
| 2     | 1:51.138        | 31.822        | 42.584        | 36.732        | 271.3  | 3:50.337  | 2     | 1:49.852        | 31.580        | 42.128        | <b>36.144</b> | 270.0  | 3:46.220  |
| 3     | <b>1:50.614</b> | <b>31.456</b> | 42.469        | 36.689        | 270.6  | 5:40.951  | 3     | 1:50.474        | 31.471        | 42.126        | 36.877        | 270.6  | 5:36.694  |
| 4     | 1:52.108        | 32.486        | 43.005        | <b>36.617</b> | 270.0  | 7:33.059  | 4     | 1:50.082        | 31.737        | <b>42.119</b> | 36.226        | 270.6  | 7:26.776  |
| 5     | 1:52.521        | 31.879        | 43.820        | 36.822        | 272.7  | 9:25.580  | 5     | 1:50.033        | 31.411        | 42.250        | 36.372        | 272.7  | 9:16.809  |
| 6     | 1:50.935        | 31.601        | 42.548        | 36.786        | 271.3  | 11:16.515 | 6     | <b>1:49.790</b> | <b>31.351</b> | 42.153        | 36.286        | 270.6  | 11:06.599 |
| 7     | 1:50.902        | 31.609        | 42.497        | 36.796        | 270.0  | 13:07.417 | 7     | 1:53.160        | 31.469        | 43.018        | 38.673        | 271.3  | 12:59.759 |
| 8     | 1:51.257        | 31.667        | 42.580        | 37.010        | 271.3  | 14:58.674 | 8     | 1:50.977        | 31.914        | 42.612        | 36.451        | 272.7  | 14:50.736 |
| 9     | 1:51.714        | 31.637        | 42.551        | 37.526        | 274.1  | 16:50.388 | 9     | 1:50.500        | 31.558        | 42.384        | 36.558        | 272.0  | 16:41.236 |
| 10    | 1:51.135        | 31.902        | <b>42.404</b> | 36.829        | 272.7  | 18:41.523 | 10    | 1:50.631        | 31.516        | 42.623        | 36.492        | 270.6  | 18:31.867 |
| 11    | 1:51.174        | 31.722        | 42.673        | 36.779        | 268.6  | 20:32.697 | 11    | 1:50.436        | 31.458        | 42.521        | 36.457        | 271.3  | 20:22.303 |
| 12    | 1:51.354        | 31.791        | 42.639        | 36.924        | 269.3  | 22:24.051 | 12    | 1:50.614        | 31.521        | 42.409        | 36.684        | 270.6  | 22:12.917 |
| 13    | 1:51.768        | 31.850        | 43.153        | 36.765        | 270.6  | 24:15.819 | 13    | 1:50.657        | 31.513        | 42.551        | 36.593        | 271.3  | 24:03.574 |
| 14    | 1:51.396        | 31.654        | 42.879        | 36.863        | 270.0  | 26:07.215 | 14    | 1:50.951        | 31.576        | 42.665        | 36.710        | 270.0  | 25:54.525 |
| 15    | 1:51.836        | 31.790        | 42.983        | 37.063        | 270.6  | 27:59.051 | 15    | 1:50.901        | 31.625        | 42.575        | 36.701        | 270.0  | 27:45.426 |
| 16    | 1:52.077        | 31.857        | 43.233        | 36.987        | 271.3  | 29:51.128 | 16    | 1:50.956        | 31.641        | 42.512        | 36.803        | 269.3  | 29:36.382 |
| 17    | 1:52.527        | 31.863        | 43.180        | 37.484        | 268.6  | 31:43.655 | 17    | 1:51.140        | 31.706        | 42.589        | 36.845        | 267.9  | 31:27.522 |

**23** Marvin Klein Porsche **30** Roland Berville Porsche  
 PRO Martinet by Alméras PROAM Pierre Martinet by Alméras

| Lap D | Time            | Sector 1      | Sector 2      | Sector 3      | T. Spd | Elapsed  | Lap D | Time            | Sector 1      | Sector 2      | Sector 3      | T. Spd | Elapsed  |
|-------|-----------------|---------------|---------------|---------------|--------|----------|-------|-----------------|---------------|---------------|---------------|--------|----------|
| 1     | 1:54.888        | 36.252        | 42.647        | <b>35.989</b> | 226.8  | 1:54.888 | 1     | 2:04.278        | 40.108        | 46.273        | 37.897        | 219.9  | 2:04.278 |
| 2     | <b>1:49.604</b> | 31.583        | <b>42.001</b> | 36.020        | 269.3  | 3:44.492 | 2     | <b>1:53.653</b> | <b>32.543</b> | <b>43.655</b> | <b>37.455</b> | 264.7  | 3:57.931 |
| 3     | 1:50.210        | <b>31.449</b> | 42.122        | 36.639        | 268.6  | 5:34.702 |       |                 |               |               |               |        |          |
| 4     | 1:50.256        | 31.700        | 42.310        | 36.246        | 267.9  | 7:24.958 |       |                 |               |               |               |        |          |
| 5     |                 | 31.709        |               |               | 268.6  |          |       |                 |               |               |               |        |          |









**Circuito de Barcelona**  
**Porsche Carrera Cup France**  
**Race - 1**  
**Lap Analysis**



**888**

François Lansard

Porsche

**991**

Ugo Gazil

Porsche

AM

CLRT

PRO

Pierre Martinet by Alméras

| Lap | D | Time     | Sector 1 | Sector 2 | Sector 3 | T. Spd | Elapsed   | Lap | D | Time     | Sector 1 | Sector 2 | Sector 3 | T. Spd | Elapsed   |
|-----|---|----------|----------|----------|----------|--------|-----------|-----|---|----------|----------|----------|----------|--------|-----------|
| 1   |   | 2:02.950 | 39.052   | 44.908   | 38.990   | 227.8  | 2:02.950  | 1   |   | 1:58.826 | 37.244   | 44.488   | 37.094   | 234.2  | 1:58.826  |
| 2   |   | 1:51.500 | 32.580   | 42.523   | 36.397   | 263.4  | 3:54.450  | 2   |   | 1:50.895 | 31.856   | 42.548   | 36.491   | 271.3  | 3:49.721  |
| 3   |   | 1:50.921 | 31.920   | 42.641   | 36.360   | 269.3  | 5:45.371  | 3   |   | 1:51.078 | 31.647   | 42.499   | 36.932   | 272.0  | 5:40.799  |
| 4   |   | 1:50.878 | 31.986   | 42.362   | 36.530   | 267.9  | 7:36.249  | 4   |   | 1:51.891 | 32.447   | 42.751   | 36.693   | 267.3  | 7:32.690  |
| 5   |   | 1:52.387 | 31.686   | 43.171   | 37.530   | 270.0  | 9:28.636  | 5   |   | 1:54.479 | 32.141   | 45.592   | 36.746   | 269.3  | 9:27.169  |
| 6   |   | 1:51.089 | 31.589   | 42.650   | 36.850   | 271.3  | 11:19.725 | 6   |   | 1:52.100 | 31.687   | 42.509   | 37.904   | 272.0  | 11:19.269 |
| 7   |   | 1:50.977 | 31.612   | 42.624   | 36.741   | 272.0  | 13:10.702 | 7   |   | 1:50.870 | 31.654   | 42.584   | 36.632   | 270.6  | 13:10.139 |
| 8   |   | 1:51.320 | 31.707   | 42.683   | 36.930   | 272.0  | 15:02.022 | 8   |   | 1:50.994 | 31.639   | 42.551   | 36.804   | 270.6  | 15:01.133 |
| 9   |   | 1:51.492 | 31.639   | 42.948   | 36.905   | 271.3  | 16:53.514 | 9   |   | 1:51.406 | 31.739   | 42.818   | 36.849   | 271.3  | 16:52.539 |
| 10  |   | 1:52.218 | 32.013   | 43.040   | 37.165   | 270.6  | 18:45.732 | 10  |   | 1:51.794 | 32.370   | 42.743   | 36.681   | 271.3  | 18:44.333 |
| 11  |   | 1:51.670 | 31.781   | 42.758   | 37.131   | 271.3  | 20:37.402 | 11  |   | 1:51.435 | 31.590   | 42.648   | 37.197   | 271.3  | 20:35.768 |
| 12  |   | 1:51.820 | 31.771   | 42.907   | 37.142   | 270.0  | 22:29.222 | 12  |   | 1:52.218 | 31.925   | 43.096   | 37.197   | 270.0  | 22:27.986 |
| 13  |   | 1:53.656 | 31.810   | 43.494   | 38.352   | 272.7  | 24:22.878 | 13  |   | 1:51.764 | 31.809   | 42.862   | 37.093   | 270.0  | 24:19.750 |
| 14  |   | 1:52.329 | 31.852   | 43.339   | 37.138   | 270.6  | 26:15.207 | 14  |   | 1:53.167 | 32.488   | 43.345   | 37.334   | 270.6  | 26:12.917 |
| 15  |   | 1:52.453 | 31.967   | 43.245   | 37.241   | 270.6  | 28:07.660 | 15  |   | 1:52.731 | 31.593   | 42.906   | 38.232   | 268.6  | 28:05.648 |
| 16  |   | 1:52.646 | 32.055   | 43.208   | 37.383   | 268.6  | 30:00.306 | 16  |   | 1:52.961 | 32.248   | 43.036   | 37.677   | 270.0  | 29:58.609 |
| 17  |   | 1:54.475 | 32.472   | 43.694   | 38.309   | 266.6  | 31:54.781 | 17  |   | 1:52.731 | 31.927   | 43.472   | 37.332   | 270.0  | 31:51.340 |

**911**

Christophe Lapierre

Porsche

PROAM

Sébastien Loeb Racing

| Lap | D | Time     | Sector 1 | Sector 2 | Sector 3 | T. Spd | Elapsed   |
|-----|---|----------|----------|----------|----------|--------|-----------|
| 1   |   | 1:59.764 | 37.837   | 44.712   | 37.215   | 235.8  | 1:59.764  |
| 2   |   | 1:51.142 | 31.897   | 42.754   | 36.491   | 271.3  | 3:50.906  |
| 3   |   | 1:50.697 | 31.671   | 42.530   | 36.496   | 271.3  | 5:41.603  |
| 4   |   | 1:51.918 | 32.125   | 43.068   | 36.725   | 269.3  | 7:33.521  |
| 5   |   | 1:51.541 | 31.815   | 43.098   | 36.628   | 273.4  | 9:25.062  |
| 6   |   | 1:50.800 | 31.813   | 42.411   | 36.576   | 267.9  | 11:15.862 |
| 7   |   | 1:51.071 | 31.744   | 42.524   | 36.803   | 268.6  | 13:06.933 |
| 8   |   | 1:51.371 | 31.854   | 42.710   | 36.807   | 268.6  | 14:58.304 |
| 9   |   | 1:51.774 | 31.652   | 42.654   | 37.468   | 270.6  | 16:50.078 |
| 10  |   | 1:52.418 | 32.950   | 42.721   | 36.747   | 270.0  | 18:42.496 |
| 11  |   | 1:51.303 | 31.767   | 42.784   | 36.752   | 270.0  | 20:33.799 |
| 12  |   | 1:51.285 | 31.896   | 42.604   | 36.785   | 270.6  | 22:25.084 |
| 13  |   | 1:51.480 | 31.737   | 42.976   | 36.767   | 272.0  | 24:16.564 |
| 14  |   | 1:51.747 | 31.916   | 42.824   | 37.007   | 272.0  | 26:08.311 |
| 15  |   | 1:52.196 | 31.915   | 43.021   | 37.260   | 270.0  | 28:00.507 |
| 16  |   | 1:52.017 | 32.215   | 42.788   | 37.014   | 266.0  | 29:52.524 |
| 17  |   | 1:52.287 | 31.996   | 43.013   | 37.278   | 269.3  | 31:44.811 |



**Circuito de Barcelona**  
**Porsche Carrera Cup France**  
**Race - 1**  
**Analysis by Lap**



| Num                     | Lap Time | Gap    | Num                     | Lap Time | Gap    | Num                     | Lap Time | Gap    | Num                     | Lap Time | Gap    | Num                     | Lap Time | Gap    |
|-------------------------|----------|--------|-------------------------|----------|--------|-------------------------|----------|--------|-------------------------|----------|--------|-------------------------|----------|--------|
| <b>Lap 1</b>            |          |        | 33                      | 1:50.827 | 10.351 | 991                     | 1:51.891 | 11.420 | 55                      | 1:50.858 | 09.037 | 87                      | 1:50.972 | 03.139 |
| 69                      | 1:52.685 |        | 888                     | 1:51.500 | 11.775 | 20                      | 1:52.108 | 11.789 | 85                      | 1:50.896 | 09.494 | 55                      | 1:52.558 | 07.111 |
| 1                       | 1:53.467 | 00.782 | 44                      | 1:52.464 | 13.451 | 911                     | 1:51.918 | 12.251 | 911                     | 1:50.800 | 12.459 | 85                      | 1:52.142 | 07.253 |
| 87                      | 1:54.115 | 01.430 | 26                      | 1:51.895 | 14.004 | 11                      | 1:51.503 | 12.762 | 20                      | 1:50.935 | 13.112 | 911                     | 1:51.371 | 09.459 |
| 23                      | 1:54.888 | 02.203 | 30                      | 1:53.653 | 15.256 | 7                       | 1:51.090 | 13.485 | 7                       | 1:51.136 | 14.172 | 20                      | 1:51.257 | 09.829 |
| 5                       | 1:55.692 | 03.007 | 4                       | 1:52.955 | 15.843 | 33                      | 1:51.171 | 13.733 | 33                      | 1:50.454 | 14.928 | 7                       | 1:51.215 | 10.852 |
| 27                      | 1:56.368 | 03.683 | <b>Num Lap Time Gap</b> |          |        | 888                     | 1:50.878 | 14.979 | 991                     | 1:52.100 | 15.866 | 33                      | 1:50.925 | 11.077 |
| 74                      | 1:57.055 | 04.370 | <b>Lap 3</b>            |          |        | 26                      | 1:50.359 | 16.784 | 888                     | 1:51.089 | 16.322 | 991                     | 1:50.994 | 12.288 |
| 91                      | 1:57.720 | 05.035 | 69                      | 1:49.141 |        | 44                      | 1:52.423 | 19.930 | 26                      | 1:51.201 | 17.078 | 888                     | 1:51.320 | 13.177 |
| 55                      | 1:58.215 | 05.530 | 1                       | 1:49.205 | 00.711 | 4                       | 1:52.768 | 23.519 | 44                      | 1:52.330 | 22.355 | 26                      | 1:51.378 | 14.828 |
| 85                      | 1:58.431 | 05.746 | 87                      | 1:49.571 | 01.552 | <b>Num Lap Time Gap</b> |          |        | 4                       | 1:52.447 | 26.087 | 69                      | 2:10.037 | 24.078 |
| 991                     | 1:58.826 | 06.141 | 23                      | 1:50.210 | 02.886 | <b>Lap 5</b>            |          |        | 11                      | 1:51.585 | 54.754 | 4                       | 1:54.106 | 27.843 |
| 20                      | 1:59.199 | 06.514 | 5                       | 1:50.415 | 04.201 | 69                      | 1:49.665 |        | <b>Num Lap Time Gap</b> |          |        | 44                      | 1:53.275 | 35.675 |
| 911                     | 1:59.764 | 07.079 | 27                      | 1:50.474 | 04.878 | 1                       | 1:49.777 | 00.773 | <b>Lap 7</b>            |          |        | 11                      | 1:51.189 | 51.733 |
| 11                      | 2:00.269 | 07.584 | 91                      | 1:49.575 | 05.104 | 87                      | 1:49.984 | 01.955 | 1                       | 1:54.633 |        | <b>Num Lap Time Gap</b> |          |        |
| 7                       | 2:01.404 | 08.719 | 74                      | 1:49.889 | 06.478 | 5                       | 1:49.799 | 04.849 | 91                      | 1:52.203 | 00.340 | <b>Lap 9</b>            |          |        |
| 33                      | 2:02.199 | 09.514 | 55                      | 1:50.542 | 07.786 | 27                      | 1:50.033 | 05.874 | 5                       | 1:53.986 | 00.784 | 91                      | 1:50.076 |        |
| 888                     | 2:02.950 | 10.265 | 85                      | 1:50.639 | 08.156 | 91                      | 1:50.128 | 06.144 | 27                      | 1:53.160 | 01.005 | 1                       | 1:51.456 | 00.842 |
| 44                      | 2:03.662 | 10.977 | 991                     | 1:51.078 | 08.983 | 74                      | 1:49.873 | 07.467 | 74                      | 1:51.676 | 01.273 | 5                       | 1:50.524 | 01.228 |
| 30                      | 2:04.278 | 11.593 | 20                      | 1:50.614 | 09.135 | 55                      | 1:50.792 | 10.647 | 87                      | 1:56.597 | 02.258 | 27                      | 1:50.500 | 01.777 |
| 26                      | 2:04.784 | 12.099 | 911                     | 1:50.697 | 09.787 | 85                      | 1:50.982 | 11.066 | 69                      | 1:59.483 | 04.132 | 74                      | 1:50.665 | 02.210 |
| 4                       | 2:05.563 | 12.878 | 11                      | 1:50.721 | 10.713 | 911                     | 1:51.541 | 14.127 | 55                      | 1:50.958 | 04.644 | 87                      | 1:50.658 | 03.183 |
| 88                      | 2:19.601 | 26.916 | 7                       | 1:50.804 | 11.849 | 20                      | 1:52.521 | 14.645 | 85                      | 1:51.059 | 05.202 | 85                      | 1:50.738 | 07.377 |
| <b>Num Lap Time Gap</b> |          |        | 33                      | 1:50.806 | 12.016 | 7                       | 1:51.684 | 15.504 | 911                     | 1:51.071 | 08.179 | 55                      | 1:51.998 | 08.495 |
| <b>Lap 2</b>            |          |        | 888                     | 1:50.921 | 13.555 | 991                     | 1:54.479 | 16.234 | 20                      | 1:50.902 | 08.663 | 911                     | 1:51.774 | 10.619 |
| 69                      | 1:49.990 |        | 26                      | 1:51.016 | 15.879 | 33                      | 1:52.874 | 16.942 | 7                       | 1:50.907 | 09.728 | 20                      | 1:51.714 | 10.929 |
| 1                       | 1:49.855 | 00.647 | 44                      | 1:52.651 | 16.961 | 888                     | 1:52.387 | 17.701 | 33                      | 1:50.666 | 10.243 | 7                       | 1:51.554 | 11.792 |
| 87                      | 1:49.682 | 01.122 | 4                       | 1:53.503 | 20.205 | 26                      | 1:51.226 | 18.345 | 991                     | 1:50.870 | 11.385 | 33                      | 1:51.474 | 11.937 |
| 23                      | 1:49.604 | 01.817 | <b>Num Lap Time Gap</b> |          |        | 44                      | 1:52.228 | 22.493 | 888                     | 1:50.977 | 11.948 | 991                     | 1:51.406 | 13.080 |
| 5                       | 1:49.910 | 02.927 | <b>Lap 4</b>            |          |        | 4                       | 1:52.254 | 26.108 | 26                      | 1:51.814 | 13.541 | 888                     | 1:51.492 | 14.055 |
| 27                      | 1:49.852 | 03.545 | 69                      | 1:49.454 |        | 11                      | 2:32.540 | 55.637 | 4                       | 1:53.092 | 23.828 | 26                      | 1:51.630 | 15.844 |
| 91                      | 1:49.625 | 04.670 | 1                       | 1:49.404 | 00.661 | <b>Num Lap Time Gap</b> |          |        | 44                      | 2:05.487 | 32.491 | 69                      | 1:49.030 | 22.494 |
| 74                      | 1:51.350 | 05.730 | 87                      | 1:49.538 | 01.636 | <b>Lap 6</b>            |          |        | 11                      | 1:51.232 | 50.635 | 4                       | 1:53.575 | 30.804 |
| 55                      | 1:50.845 | 06.385 | 23                      | 1:50.256 | 03.688 | 69                      | 1:52.468 |        | <b>Num Lap Time Gap</b> |          |        | 44                      | 1:52.711 | 37.772 |
| 85                      | 1:50.902 | 06.658 | 5                       | 1:49.968 | 04.715 | 1                       | 1:52.413 | 00.718 | <b>Lap 8</b>            |          |        | 11                      | 1:51.360 | 52.479 |
| 991                     | 1:50.895 | 07.046 | 27                      | 1:50.082 | 05.506 | 87                      | 1:51.525 | 01.012 | 1                       | 1:50.091 |        | <b>Num Lap Time Gap</b> |          |        |
| 20                      | 1:51.138 | 07.662 | 91                      | 1:50.031 | 05.681 | 5                       | 1:49.768 | 02.149 | 91                      | 1:50.289 | 00.538 | <b>Lap 10</b>           |          |        |
| 911                     | 1:51.142 | 08.231 | 74                      | 1:50.235 | 07.259 | 27                      | 1:49.790 | 03.196 | 5                       | 1:50.625 | 01.318 | 91                      | 1:50.343 |        |
| 11                      | 1:51.539 | 09.133 | 55                      | 1:51.188 | 09.520 | 91                      | 1:49.812 | 03.488 | 27                      | 1:50.977 | 01.891 | 5                       | 1:50.516 | 01.401 |
| 7                       | 1:51.457 | 10.186 | 85                      | 1:51.047 | 09.749 | 74                      | 1:49.949 | 04.948 | 74                      | 1:50.977 | 02.159 | 27                      | 1:50.631 | 02.065 |



**Circuito de Barcelona**  
**Porsche Carrera Cup France**  
**Race - 1**  
**Analysis by Lap**



| Num | Lap Time | Gap    |
|-----|----------|--------|
| 74  | 1:50.798 | 02.665 |
| 1   | 1:53.076 | 03.575 |
| 87  | 1:51.170 | 04.010 |
| 85  | 1:50.294 | 07.328 |
| 55  | 1:51.167 | 09.319 |
| 20  | 1:51.135 | 11.721 |
| 911 | 1:52.418 | 12.694 |
| 33  | 1:51.675 | 13.269 |
| 991 | 1:51.794 | 14.531 |
| 7   | 1:53.990 | 15.439 |
| 888 | 1:52.218 | 15.930 |
| 26  | 1:52.414 | 17.915 |
| 69  | 1:49.577 | 21.728 |
| 4   | 1:52.361 | 32.822 |
| 44  | 1:52.693 | 40.122 |
| 11  | 1:51.731 | 53.867 |

**Num Lap Time Gap**

**Lap 11**

|     |          |        |
|-----|----------|--------|
| 91  | 1:49.849 |        |
| 5   | 1:50.212 | 01.764 |
| 27  | 1:50.436 | 02.652 |
| 74  | 1:50.607 | 03.423 |
| 87  | 1:51.580 | 05.741 |
| 1   | 1:53.976 | 07.702 |
| 85  | 1:50.901 | 08.380 |
| 55  | 1:51.998 | 11.468 |
| 20  | 1:51.174 | 13.046 |
| 911 | 1:51.303 | 14.148 |
| 33  | 1:51.214 | 14.634 |
| 991 | 1:51.435 | 16.117 |
| 7   | 1:51.400 | 16.990 |
| 888 | 1:51.670 | 17.751 |
| 26  | 1:52.792 | 20.858 |
| 69  | 1:49.547 | 21.426 |
| 4   | 1:52.434 | 35.407 |
| 44  | 1:52.275 | 42.548 |
| 11  | 1:51.468 | 55.486 |

| Num           | Lap Time | Gap    |
|---------------|----------|--------|
| <b>Lap 12</b> |          |        |
| 91            | 1:50.351 |        |
| 5             | 1:50.428 | 01.841 |
| 27            | 1:50.614 | 02.915 |
| 74            | 1:50.704 | 03.776 |
| 87            | 1:51.018 | 06.408 |
| 85            | 1:51.749 | 09.778 |
| 1             | 1:55.130 | 12.481 |
| 55            | 1:51.750 | 12.867 |
| 20            | 1:51.354 | 14.049 |
| 911           | 1:51.285 | 15.082 |
| 33            | 1:51.334 | 15.617 |
| 991           | 1:52.218 | 17.984 |
| 7             | 1:52.156 | 18.795 |
| 888           | 1:51.820 | 19.220 |
| 69            | 1:50.336 | 21.411 |
| 26            | 1:53.634 | 24.141 |
| 4             | 1:53.485 | 38.541 |
| 44            | 1:53.662 | 45.859 |
| 11            | 1:51.322 | 56.457 |

**Num Lap Time Gap**

**Lap 14**

|     |          |        |
|-----|----------|--------|
| 91  | 1:51.007 |        |
| 5   | 1:50.798 | 01.640 |
| 27  | 1:50.951 | 03.184 |
| 74  | 1:50.966 | 04.112 |
| 87  | 1:51.239 | 06.860 |
| 85  | 1:50.683 | 09.667 |
| 55  | 1:51.613 | 15.245 |
| 20  | 1:51.396 | 15.874 |
| 911 | 1:51.747 | 16.970 |
| 33  | 1:51.388 | 17.504 |
| 991 | 1:53.167 | 21.576 |
| 69  | 1:51.324 | 21.875 |
| 7   | 1:53.614 | 22.879 |
| 888 | 1:52.329 | 23.866 |
| 1   | 2:04.140 | 32.001 |
| 26  | 1:53.519 | 39.462 |
| 4   | 1:52.969 | 43.441 |
| 44  | 1:53.529 | 51.389 |
| 11  | 1:52.280 | 58.823 |

**Num Lap Time Gap**

**Lap 13**

|     |          |        |
|-----|----------|--------|
| 91  | 1:50.332 |        |
| 5   | 1:50.340 | 01.849 |
| 27  | 1:50.657 | 03.240 |
| 74  | 1:50.709 | 04.153 |
| 87  | 1:50.552 | 06.628 |
| 85  | 1:50.545 | 09.991 |
| 55  | 1:52.104 | 14.639 |
| 20  | 1:51.768 | 15.485 |
| 911 | 1:51.480 | 16.230 |
| 33  | 1:51.838 | 17.123 |
| 1   | 1:56.719 | 18.868 |
| 991 | 1:51.764 | 19.416 |
| 7   | 1:51.809 | 20.272 |
| 69  | 1:50.479 | 21.558 |
| 888 | 1:53.656 | 22.544 |
| 26  | 2:03.141 | 36.950 |
| 4   | 1:53.270 | 41.479 |
| 44  | 1:53.340 | 48.867 |

| Num | Lap Time | Gap    |
|-----|----------|--------|
| 11  | 1:51.425 | 57.550 |

**Num Lap Time Gap**

**Lap 14**

|     |          |        |
|-----|----------|--------|
| 91  | 1:51.007 |        |
| 5   | 1:50.798 | 01.640 |
| 27  | 1:50.951 | 03.184 |
| 74  | 1:50.966 | 04.112 |
| 87  | 1:51.239 | 06.860 |
| 85  | 1:50.683 | 09.667 |
| 55  | 1:51.613 | 15.245 |
| 20  | 1:51.396 | 15.874 |
| 911 | 1:51.747 | 16.970 |
| 33  | 1:51.388 | 17.504 |
| 991 | 1:53.167 | 21.576 |
| 69  | 1:51.324 | 21.875 |
| 7   | 1:53.614 | 22.879 |
| 888 | 1:52.329 | 23.866 |
| 1   | 2:04.140 | 32.001 |
| 26  | 1:53.519 | 39.462 |
| 4   | 1:52.969 | 43.441 |
| 44  | 1:53.529 | 51.389 |
| 11  | 1:52.280 | 58.823 |

**Num Lap Time Gap**

**Lap 15**

|     |          |        |
|-----|----------|--------|
| 91  | 1:50.676 |        |
| 5   | 1:50.616 | 01.580 |
| 27  | 1:50.901 | 03.409 |
| 74  | 1:51.545 | 04.981 |
| 87  | 1:50.921 | 07.105 |
| 85  | 1:51.014 | 10.005 |
| 55  | 1:52.060 | 16.629 |
| 20  | 1:51.836 | 17.034 |
| 911 | 1:52.196 | 18.490 |
| 33  | 1:51.759 | 18.587 |
| 991 | 1:52.731 | 23.631 |
| 69  | 1:52.592 | 23.791 |
| 7   | 1:52.227 | 24.430 |
| 888 | 1:52.453 | 25.643 |
| 26  | 1:53.576 | 42.362 |
| 4   | 1:53.082 | 45.847 |

| Num | Lap Time | Gap      |
|-----|----------|----------|
| 44  | 1:54.850 | 55.563   |
| 11  | 1:52.777 | 1:00.924 |
| 1   | 2:28.659 | 1:09.984 |

**Num Lap Time Gap**

**Lap 16**

|     |          |          |
|-----|----------|----------|
| 91  | 1:50.781 |          |
| 5   | 1:50.538 | 01.337   |
| 27  | 1:50.956 | 03.584   |
| 74  | 1:51.096 | 05.296   |
| 87  | 1:50.873 | 07.197   |
| 85  | 1:50.719 | 09.943   |
| 55  | 1:51.805 | 17.653   |
| 20  | 1:52.077 | 18.330   |
| 911 | 1:52.017 | 19.726   |
| 33  | 1:52.501 | 20.307   |
| 69  | 1:51.900 | 24.910   |
| 991 | 1:52.961 | 25.811   |
| 7   | 1:52.835 | 26.484   |
| 888 | 1:52.646 | 27.508   |
| 26  | 1:52.698 | 44.279   |
| 4   | 1:52.963 | 48.029   |
| 44  | 1:54.115 | 58.897   |
| 11  | 1:52.201 | 1:02.344 |
| 1   | 1:51.064 | 1:10.267 |

**Num Lap Time Gap**

**Lap 17**

|     |          |        |
|-----|----------|--------|
| 91  | 1:50.730 |        |
| 5   | 1:50.877 | 01.484 |
| 27  | 1:51.140 | 03.994 |
| 74  | 1:51.253 | 05.819 |
| 87  | 1:51.359 | 07.826 |
| 85  | 1:51.060 | 10.273 |
| 55  | 1:52.983 | 19.906 |
| 20  | 1:52.527 | 20.127 |
| 911 | 1:52.287 | 21.283 |
| 33  | 1:52.322 | 21.899 |
| 69  | 1:50.351 | 24.531 |
| 991 | 1:52.731 | 27.812 |
| 7   | 1:52.674 | 28.428 |
| 888 | 1:54.475 | 31.253 |



**Circuit de Barcelona**  
**Porsche Carrera Cup France**  
**Race - 1**  
**Best Sectors Results**



| Sector - 1 |    |                     | Sector - 2 |     |                     | Sector - 3 |     |                     | Ideal Lap vs Best Lap |      |     |                     |           |          |      |
|------------|----|---------------------|------------|-----|---------------------|------------|-----|---------------------|-----------------------|------|-----|---------------------|-----------|----------|------|
| Clas       | Nº | Driver              | Time       | Nº  | Driver              | Time       | Nº  | Driver              | Time                  | Clas | Nº  | Driver              | Ideal Lap | Best Lap | Clas |
| 1          | 69 | Florian Latorre     | 31.194     | 69  | Florian Latorre     | 41.720     | 1   | Ayhancan Güven      | 35.910                | 1    | 69  | Florian Latorre     | 1:48.832  | 1:49.030 | 1    |
| 2          | 91 | Jaxon Evans         | 31.208     | 91  | Jaxon Evans         | 41.745     | 69  | Florian Latorre     | 35.918                | 2    | 91  | Jaxon Evans         | 1:49.054  | 1:49.575 | 4    |
| 3          | 27 | Jean-Baptiste       | 31.351     | 1   | Ayhancan Güven      | 41.813     | 23  | Marvin Klein        | 35.989                | 3    | 1   | Ayhancan Güven      | 1:49.163  | 1:49.205 | 2    |
| 4          | 11 | Sylvain Noël        | 31.353     | 87  | Richard Wagner      | 41.896     | 87  | Richard Wagner      | 36.059                | 4    | 87  | Richard Wagner      | 1:49.412  | 1:49.538 | 3    |
| 5          | 5  | Adam Eteki          | 31.371     | 5   | Adam Eteki          | 41.997     | 91  | Jaxon Evans         | 36.101                | 5    | 23  | Marvin Klein        | 1:49.439  | 1:49.604 | 5    |
| 6          | 74 | Victor Blugeon      | 31.415     | 23  | Marvin Klein        | 42.001     | 5   | Adam Eteki          | 36.126                | 6    | 5   | Adam Eteki          | 1:49.494  | 1:49.768 | 6    |
| 7          | 33 | Evan Spenle         | 31.436     | 74  | Victor Blugeon      | 42.024     | 27  | Jean-Baptiste       | 36.144                | 7    | 27  | Jean-Baptiste       | 1:49.614  | 1:49.790 | 7    |
| 8          | 1  | Ayhancan Güven      | 31.440     | 27  | Jean-Baptiste       | 42.119     | 74  | Victor Blugeon      | 36.272                | 8    | 74  | Victor Blugeon      | 1:49.711  | 1:49.873 | 8    |
| 9          | 23 | Marvin Klein        | 31.449     | 85  | Hugo Chevalier      | 42.252     | 888 | François Lansard    | 36.360                | 9    | 85  | Hugo Chevalier      | 1:50.211  | 1:50.294 | 9    |
| 10         | 20 | Victor Weyrich      | 31.456     | 7   | Jérôme Boullery     | 42.256     | 26  | Emil Caumes         | 36.367                | 10   | 26  | Emil Caumes         | 1:50.283  | 1:50.359 | 10   |
| 11         | 87 | Richard Wagner      | 31.457     | 55  | Nicolas Misslin     | 42.267     | 85  | Hugo Chevalier      | 36.437                | 11   | 33  | Evan Spenle         | 1:50.303  | 1:50.454 | 11   |
| 12         | 85 | Hugo Chevalier      | 31.522     | 26  | Emil Caumes         | 42.315     | 911 | Christophe Lapierre | 36.491                | 12   | 888 | François Lansard    | 1:50.311  | 1:50.878 | 18   |
| 13         | 7  | Jérôme Boullery     | 31.553     | 33  | Evan Spenle         | 42.335     | 991 | Ugo Gazil           | 36.491                | 13   | 7   | Jérôme Boullery     | 1:50.357  | 1:50.804 | 16   |
| 14         | 88 | François Lansard    | 31.589     | 888 | François Lansard    | 42.362     | 33  | Evan Spenle         | 36.532                | 14   | 55  | Nicolas Misslin     | 1:50.411  | 1:50.542 | 12   |
| 15         | 99 | Ugo Gazil           | 31.590     | 20  | Victor Weyrich      | 42.404     | 55  | Nicolas Misslin     | 36.540                | 15   | 20  | Victor Weyrich      | 1:50.477  | 1:50.614 | 13   |
| 16         | 26 | Emil Caumes         | 31.601     | 911 | Christophe Lapierre | 42.411     | 7   | Jérôme Boullery     | 36.548                | 16   | 11  | Sylvain Noël        | 1:50.525  | 1:50.721 | 15   |
| 17         | 55 | Nicolas Misslin     | 31.604     | 991 | Ugo Gazil           | 42.499     | 20  | Victor Weyrich      | 36.617                | 17   | 911 | Christophe Lapierre | 1:50.554  | 1:50.697 | 14   |
| 18         | 91 | Christophe Lapierre | 31.652     | 11  | Sylvain Noël        | 42.507     | 11  | Sylvain Noël        | 36.665                | 18   | 991 | Ugo Gazil           | 1:50.580  | 1:50.870 | 17   |
| 19         | 4  | Mathieu Blaise      | 31.790     | 44  | Franck Leherpeur    | 42.719     | 4   | Mathieu Blaise      | 36.968                | 19   | 4   | Mathieu Blaise      | 1:51.485  | 1:52.254 | 20   |
| 20         | 44 | Franck Leherpeur    | 31.892     | 4   | Mathieu Blaise      | 42.727     | 44  | Franck Leherpeur    | 37.050                | 20   | 44  | Franck Leherpeur    | 1:51.661  | 1:52.228 | 19   |
| 21         | 30 | Roland Berville     | 32.543     | 30  | Roland Berville     | 43.655     | 30  | Roland Berville     | 37.455                | 21   | 30  | Roland Berville     | 1:53.653  | 1:53.653 | 21   |
| 22         | 59 | Maxence Maurice     | 38.629     | 88  | Stéphane Denoual    | 45.089     | 88  | Stéphane Denoual    | 55.736                | 22   | 88  | Stéphane Denoual    | 2:19.601  | 2:19.601 | 22   |
| 23         | 88 | Stéphane Denoual    | 38.776     | 59  | Maxence Maurice     | 45.761     | 59  | Maxence Maurice     | Transpo               | 23   | 59  | Maxence Maurice     | Transpo   | Transpo  | 23   |



Circuito de Barcelona  
Porsche Carrera Cup France  
Race - 1  
Leader Sequence

**PORSCHE**  
CARRERA CUP  
FRANCE

| <b>N°</b> | <b>Driver</b>   | <b>Nat</b> | <b>Team</b>         | <b>Class</b> | <b>Start Lap</b> | <b>End Lap</b> | <b>Laps</b> | <b>Total Laps</b> |
|-----------|-----------------|------------|---------------------|--------------|------------------|----------------|-------------|-------------------|
| 69        | Florian Latorre | FRA        | CLRT                | PRO          | 1                | 6              | 6           | 6                 |
| 1         | Ayhancan Güven  | TUR        | Martinet by Alméras | PRO          | 7                | 8              | 2           | 2                 |
| 91        | Jaxon Evans     | NZL        | BWT Lechner Racing  | PRO          | 9                | 17             | 9           | 9                 |



**Circuit de Barcelona**  
**Porsche Carrera Cup France**  
**Race - 1**  
**Best 5 Lap Times**

**PORSCHE**  
**CARRERA CUP**  
**FRANCE**

| Cls | N° | Driver                   | Nat | Team            | Class | Best 1   |     | Best 2   |     | Best 3   |     | Best 4   |     | Best 5   |     |
|-----|----|--------------------------|-----|-----------------|-------|----------|-----|----------|-----|----------|-----|----------|-----|----------|-----|
|     |    |                          |     |                 |       | Time     | Lap | Time     | Lap | Time     | Lap | Time     | Lap | Time     | Lap |
| 1   | 69 | Florian Latorre          | FRA | CLRT            | PRO   | 1:49.030 | 9   | 1:49.141 | 3   | 1:49.454 | 4   | 1:49.547 | 11  | 1:49.577 | 10  |
| 2   | 1  | Ayhancan Güven           | TUR | Martinet by AI  | PRO   | 1:49.205 | 3   | 1:49.404 | 4   | 1:49.777 | 5   | 1:49.855 | 2   | 1:50.091 | 8   |
| 3   | 87 | Richard Wagner           | DEU | BWT Lechner     | PRO   | 1:49.538 | 4   | 1:49.571 | 3   | 1:49.682 | 2   | 1:49.984 | 5   | 1:50.552 | 13  |
| 4   | 91 | Jaxon Evans              | NZL | BWT Lechner     | PRO   | 1:49.575 | 3   | 1:49.625 | 2   | 1:49.812 | 6   | 1:49.849 | 11  | 1:50.031 | 4   |
| 5   | 23 | Marvin Klein             | FRA | Martinet by AI  | PRO   | 1:49.604 | 2   | 1:50.210 | 3   | 1:50.256 | 4   | 1:54.888 | 1   |          |     |
| 6   | 5  | Adam Eteki               | FRA | CLRT            | PRO   | 1:49.768 | 6   | 1:49.799 | 5   | 1:49.910 | 2   | 1:49.968 | 4   | 1:50.212 | 11  |
| 7   | 27 | Jean-Baptiste Simmenauer | FRA | BWT Lechner     | PRO   | 1:49.790 | 6   | 1:49.852 | 2   | 1:50.033 | 5   | 1:50.082 | 4   | 1:50.436 | 11  |
| 8   | 74 | Victor Blugeon           | FRA | Pierre Martinet | PRO   | 1:49.873 | 5   | 1:49.889 | 3   | 1:49.949 | 6   | 1:50.235 | 4   | 1:50.607 | 11  |
| 9   | 85 | Hugo Chevalier           | FRA | CLRT            | PRO   | 1:50.294 | 10  | 1:50.545 | 13  | 1:50.639 | 3   | 1:50.683 | 14  | 1:50.719 | 16  |
| 10  | 26 | Emil Caumes              | FRA | CLRT            | AM    | 1:50.359 | 4   | 1:51.016 | 3   | 1:51.201 | 6   | 1:51.226 | 5   | 1:51.378 | 8   |
| 11  | 33 | Evan Spenle              | FRA | Sébastien Loe   | PRO   | 1:50.454 | 6   | 1:50.666 | 7   | 1:50.806 | 3   | 1:50.827 | 2   | 1:50.925 | 8   |
| 12  | 55 | Nicolas Misslin          | FRA | BWT Lechner     | PROA  | 1:50.542 | 3   | 1:50.792 | 5   | 1:50.845 | 2   | 1:50.858 | 6   | 1:50.958 | 7   |
| 13  | 20 | Victor Weyrich           | FRA | Pierre Martinet | PRO   | 1:50.614 | 3   | 1:50.902 | 7   | 1:50.935 | 6   | 1:51.135 | 10  | 1:51.138 | 2   |
| 14  | 91 | Christophe Lapierre      | FRA | Sébastien Loe   | PROA  | 1:50.697 | 3   | 1:50.800 | 6   | 1:51.071 | 7   | 1:51.142 | 2   | 1:51.285 | 12  |
| 15  | 11 | Sylvain Noël             | FRA | Racing Techno   | PROA  | 1:50.721 | 3   | 1:51.189 | 8   | 1:51.232 | 7   | 1:51.322 | 12  | 1:51.360 | 9   |
| 16  | 7  | Jérôme Boullery          | FRA | Racing Techno   | PROA  | 1:50.804 | 3   | 1:50.907 | 7   | 1:51.090 | 4   | 1:51.136 | 6   | 1:51.215 | 8   |
| 17  | 99 | Ugo Gazil                | FRA | Pierre Martinet | PRO   | 1:50.870 | 7   | 1:50.895 | 2   | 1:50.994 | 8   | 1:51.078 | 3   | 1:51.406 | 9   |
| 18  | 88 | François Lansard         | FRA | CLRT            | AM    | 1:50.878 | 4   | 1:50.921 | 3   | 1:50.977 | 7   | 1:51.089 | 6   | 1:51.320 | 8   |
| 19  | 44 | Franck Leherpeur         | FRA | Racing Techno   | AM    | 1:52.228 | 5   | 1:52.275 | 11  | 1:52.330 | 6   | 1:52.423 | 4   | 1:52.464 | 2   |
| 20  | 4  | Mathieu Blaise           | FRA | Racing Techno   | AM    | 1:52.254 | 5   | 1:52.361 | 10  | 1:52.434 | 11  | 1:52.447 | 6   | 1:52.768 | 4   |
| 21  | 30 | Roland Berville          | FRA | Pierre Martinet | PROA  | 1:53.653 | 2   | 2:04.278 | 1   |          |     |          |     |          |     |
| 22  | 88 | Stéphane Denoual         | FRA | Martinet by AI  | PROA  | 2:19.601 | 1   |          |     |          |     |          |     |          |     |
| 23  | 59 | Maxence Maurice          | FRA | IMSA Performa   | AM    |          |     |          |     |          |     |          |     |          |     |

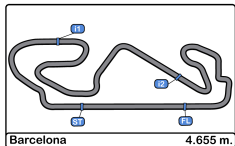




**Circuito de Barcelona**  
**Porsche Carrera Cup France**  
**Race - 1**  
**Best 5 Top Speeds**

**PORSCHE**  
**CARRERA CUP**  
**FRANCE**

| Cls | N° | Driver                   | Nat | Team            | Class | Top 1        |     | Top 2 |     | Top 3 |     | Top 4 |     | Top 5 |     | Avg   |
|-----|----|--------------------------|-----|-----------------|-------|--------------|-----|-------|-----|-------|-----|-------|-----|-------|-----|-------|
|     |    |                          |     |                 |       | Km/h         | Lap | Km/h  | Lap | Km/h  | Lap | Km/h  | Lap | Km/h  | Lap |       |
| 1   | 33 | Evan Spenle              | FRA | Sébastien Loe   | PRO   | <b>276.2</b> | 9   | 274.8 | 10  | 273.4 | 3   | 272.7 | 4   | 272.7 | 5   | 273.9 |
| 2   | 85 | Hugo Chevalier           | FRA | CLRT            | PRO   | <b>274.8</b> | 3   | 273.4 | 6   | 272.0 | 2   | 272.0 | 4   | 272.0 | 5   | 272.8 |
| 3   | 20 | Victor Weyrich           | FRA | Pierre Martinet | PRO   | <b>274.1</b> | 9   | 272.7 | 5   | 272.7 | 10  | 271.3 | 2   | 271.3 | 6   | 272.4 |
| 4   | 7  | Jérôme Boullery          | FRA | Racing Techno   | PROA  | <b>273.4</b> | 10  | 272.0 | 5   | 272.0 | 9   | 271.3 | 4   | 271.3 | 6   | 272.0 |
| 5   | 74 | Victor Blugeon           | FRA | Pierre Martinet | PRO   | <b>273.4</b> | 9   | 272.0 | 10  | 270.6 | 7   | 270.6 | 13  | 270.0 | 8   | 271.3 |
| 6   | 91 | Christophe Lapierre      | FRA | Sébastien Loe   | PROA  | <b>273.4</b> | 5   | 272.0 | 13  | 272.0 | 14  | 271.3 | 2   | 271.3 | 3   | 272.0 |
| 7   | 11 | Sylvain Noël             | FRA | Racing Techno   | PROA  | <b>272.7</b> | 5   | 270.6 | 3   | 269.3 | 4   | 268.6 | 2   | 268.6 | 13  | 270.0 |
| 8   | 27 | Jean-Baptiste Simmenauer | FRA | BWT Lechner     | PRO   | <b>272.7</b> | 5   | 272.7 | 8   | 272.0 | 9   | 271.3 | 7   | 271.3 | 11  | 272.0 |
| 9   | 87 | Richard Wagner           | DEU | BWT Lechner     | PRO   | <b>272.7</b> | 7   | 271.3 | 9   | 270.0 | 3   | 270.0 | 5   | 270.0 | 10  | 270.8 |
| 10  | 91 | Jaxon Evans              | NZL | BWT Lechner     | PRO   | <b>272.7</b> | 6   | 272.7 | 7   | 270.0 | 2   | 270.0 | 5   | 268.6 | 3   | 270.8 |
| 11  | 88 | François Lansard         | FRA | CLRT            | AM    | <b>272.7</b> | 13  | 272.0 | 7   | 272.0 | 8   | 271.3 | 6   | 271.3 | 9   | 271.9 |
| 12  | 5  | Adam Eteki               | FRA | CLRT            | PRO   | <b>272.0</b> | 10  | 270.6 | 5   | 270.6 | 7   | 270.0 | 2   | 270.0 | 9   | 270.6 |
| 13  | 26 | Emil Caumes              | FRA | CLRT            | AM    | <b>272.0</b> | 6   | 272.0 | 7   | 270.6 | 2   | 270.6 | 3   | 270.0 | 5   | 271.0 |
| 14  | 69 | Florian Latorre          | FRA | CLRT            | PRO   | <b>272.0</b> | 15  | 272.0 | 16  | 271.3 | 12  | 270.6 | 14  | 270.0 | 13  | 271.2 |
| 15  | 99 | Ugo Gazil                | FRA | Pierre Martinet | PRO   | <b>272.0</b> | 3   | 272.0 | 6   | 271.3 | 2   | 271.3 | 9   | 271.3 | 10  | 271.6 |
| 16  | 55 | Nicolas Mislin           | FRA | BWT Lechner     | PROA  | <b>270.6</b> | 2   | 270.6 | 3   | 270.0 | 5   | 269.3 | 4   | 269.3 | 10  | 270.0 |
| 17  | 44 | Franck Leherpeur         | FRA | Racing Techno   | AM    | <b>270.0</b> | 2   | 269.3 | 3   | 268.6 | 7   | 267.9 | 5   | 267.9 | 6   | 268.7 |
| 18  | 4  | Mathieu Blaise           | FRA | Racing Techno   | AM    | <b>269.3</b> | 3   | 268.6 | 2   | 267.3 | 5   | 266.6 | 4   | 266.6 | 6   | 267.7 |
| 19  | 23 | Marvin Klein             | FRA | Martinet by AI  | PRO   | <b>269.3</b> | 2   | 268.6 | 3   | 268.6 | 5   | 267.9 | 4   | 226.8 | 1   | 260.3 |
| 20  | 1  | Ayhancan Güven           | TUR | Martinet by AI  | PRO   | <b>268.6</b> | 5   | 268.6 | 6   | 268.6 | 7   | 268.6 | 10  | 267.9 | 3   | 268.5 |
| 21  | 30 | Roland Berville          | FRA | Pierre Martinet | PROA  | <b>267.9</b> | 3   | 264.7 | 2   | 219.9 | 1   |       |     |       |     | 250.8 |
| 22  | 88 | Stéphane Denoual         | FRA | Martinet by AI  | PROA  | <b>234.7</b> | 1   |       |     |       |     |       |     |       |     | 234.7 |
| 23  | 59 | Maxence Maurice          | FRA | IMSA Performa   | AM    | <b>225.9</b> | 1   |       |     |       |     |       |     |       |     | 225.9 |



Circuit de Barcelona  
Porsche Carrera Cup France  
Race - 1  
Fastest Laps Sequence



| Lap | Time of Day  | Session Time | Nº | Driver          | Nat | Team                | Class | Time     | Km/h  |
|-----|--------------|--------------|----|-----------------|-----|---------------------|-------|----------|-------|
| 2   | 13:32:38.675 | 3:42.675     | 69 | Florian Latorre | FRA | CLRT                | PRO   | 1:49.990 | 152.3 |
| 2   | 13:32:39.322 | 3:43.322     | 1  | Ayhancan Güven  | TUR | Martinet by Alméras | PRO   | 1:49.855 | 152.5 |
| 2   | 13:32:39.797 | 3:43.797     | 87 | Richard Wagner  | DEU | BWT Lechner Racing  | PRO   | 1:49.682 | 152.7 |
| 2   | 13:32:40.492 | 3:44.492     | 23 | Marvin Klein    | FRA | Martinet by Alméras | PRO   | 1:49.604 | 152.8 |
| 3   | 13:34:27.816 | 5:31.816     | 69 | Florian Latorre | FRA | CLRT                | PRO   | 1:49.141 | 153.5 |
| 9   | 13:45:57.953 | 17:01.953    | 69 | Florian Latorre | FRA | CLRT                | PRO   | 1:49.030 | 153.7 |



**Circuit de Barcelona**  
**Porsche Carrera Cup France**  
**Race - 1**  
**Event Best Maximum Speed**

**PORSCHE**  
**CARRERA CUP**  
**FRANCE**

| <b>N°</b> | <b>Driver</b>            | <b>Nat</b> | <b>Team</b>                | <b>Class</b> | <b>Km/h</b> | <b>Session</b>    |
|-----------|--------------------------|------------|----------------------------|--------------|-------------|-------------------|
| 33        | Evan Spenle              | FRA        | Sébastien Loeb Racing      | PRO          | 276.2       | Race - 1          |
| 85        | Hugo Chevalier           | FRA        | CLRT                       | PRO          | 274.8       | Race - 1          |
| 1         | Ayhancan Güven           | TUR        | Martinet by Alméras        | PRO          | 274.1       | Free Practice - 2 |
| 23        | Marvin Klein             | FRA        | Martinet by Alméras        | PRO          | 274.1       | Free Practice - 2 |
| 20        | Victor Weyrich           | FRA        | Pierre Martinet by Alméras | PRO          | 274.1       | Race - 1          |
| 911       | Christophe Lapiere       | FRA        | Sébastien Loeb Racing      | PROAM        | 273.4       | Race - 1          |
| 74        | Victor Blugeon           | FRA        | Pierre Martinet by Alméras | PRO          | 273.4       | Race - 1          |
| 7         | Jérôme Boullery          | FRA        | Racing Technology          | PROAM        | 273.4       | Race - 1          |
| 87        | Richard Wagner           | DEU        | BWT Lechner Racing         | PRO          | 272.7       | Free Practice - 2 |
| 991       | Ugo Gazil                | FRA        | Pierre Martinet by Alméras | PRO          | 272.7       | Free Practice - 2 |
| 27        | Jean-Baptiste Simmenauer | FRA        | BWT Lechner Racing         | PRO          | 272.7       | Free Practice - 2 |
| 91        | Jaxon Evans              | NZL        | BWT Lechner Racing         | PRO          | 272.7       | Free Practice - 2 |
| 11        | Sylvain Noël             | FRA        | Racing Technology          | PROAM        | 272.7       | Race - 1          |
| 888       | François Lansard         | FRA        | CLRT                       | AM           | 272.7       | Race - 1          |
| 59        | Maxence Maurice          | FRA        | IMSA Performance           | AM           | 272.0       | Free Practice - 2 |
| 5         | Adam Eteki               | FRA        | CLRT                       | PRO          | 272.0       | Qualifying        |
| 55        | Nicolas Misslin          | FRA        | BWT Lechner Racing         | PROAM        | 272.0       | Qualifying        |
| 44        | Franck Leherpeur         | FRA        | Racing Technology          | AM           | 272.0       | Qualifying        |
| 26        | Emil Caumes              | FRA        | CLRT                       | AM           | 272.0       | Race - 1          |
| 69        | Florian Latorre          | FRA        | CLRT                       | PRO          | 272.0       | Race - 1          |
| 4         | Mathieu Blaise           | FRA        | Racing Technology          | AM           | 270.6       | Free Practice - 2 |
| 88        | Stéphane Denoual         | FRA        | Martinet by Alméras        | PROAM        | 270.0       | Free Practice - 1 |
| 30        | Roland Berville          | FRA        | Pierre Martinet by Alméras | PROAM        | 269.3       | Qualifying        |

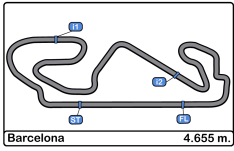


**Circuit de Barcelona**  
**Porsche Carrera Cup France**  
**Race - 1**  
**Lap Chart**



**LAP**

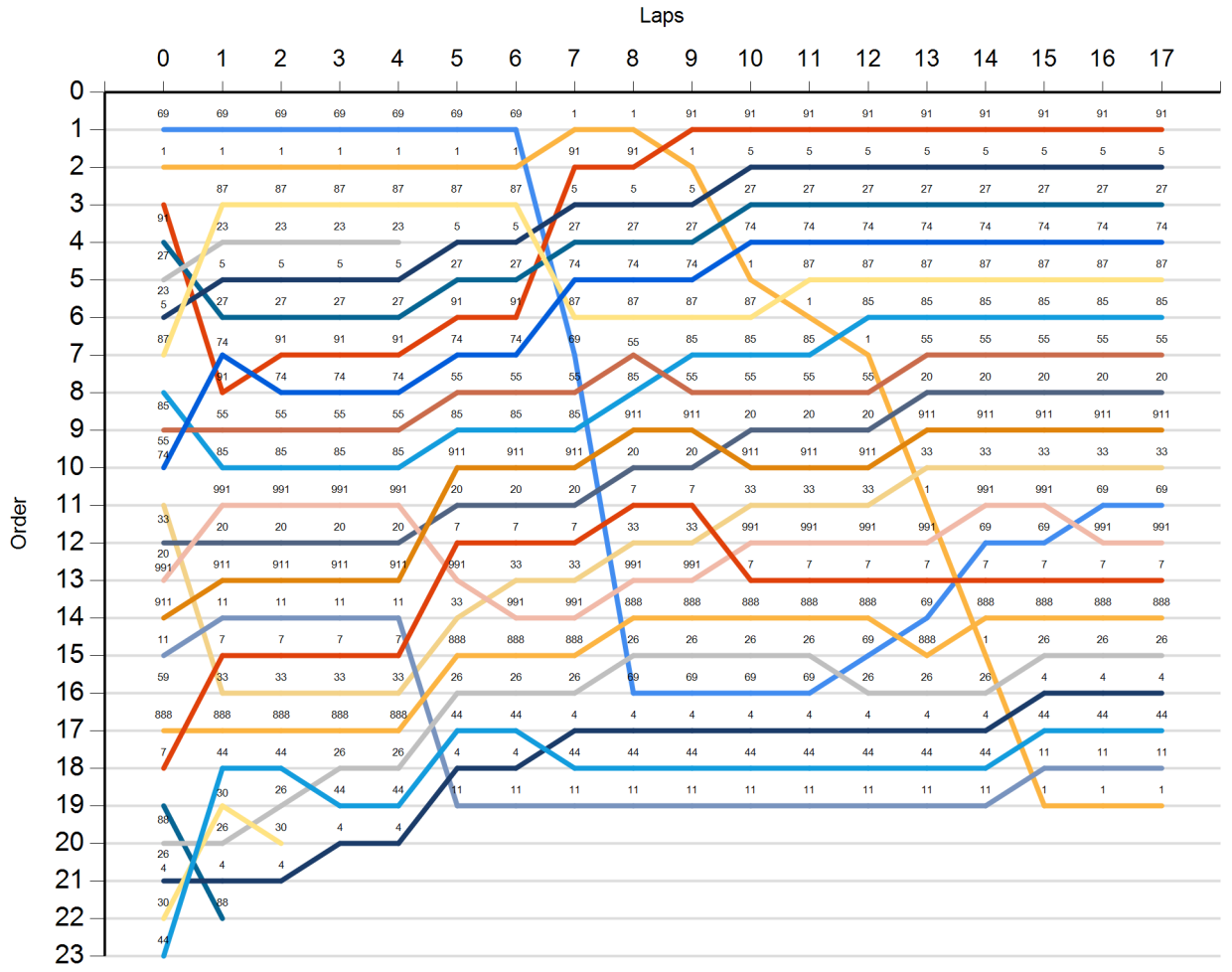
| Nr  | Pos       | Grid | 1   | 2   | 3   | 4   | 5   | 6   | 7   | 8   | 9   | 10  | 11  | 12  | 13  | 14  | 15  | 16  | 17  |
|-----|-----------|------|-----|-----|-----|-----|-----|-----|-----|-----|-----|-----|-----|-----|-----|-----|-----|-----|-----|
| 69  | <b>1</b>  | 69   | 69  | 69  | 69  | 69  | 69  | 69  | 1   | 1   | 91  | 91  | 91  | 91  | 91  | 91  | 91  | 91  | 91  |
| 1   | <b>2</b>  | 1    | 1   | 1   | 1   | 1   | 1   | 1   | 91  | 91  | 1   | 5   | 5   | 5   | 5   | 5   | 5   | 5   | 5   |
| 91  | <b>3</b>  | 91   | 87  | 87  | 87  | 87  | 87  | 87  | 5   | 5   | 5   | 27  | 27  | 27  | 27  | 27  | 27  | 27  | 27  |
| 27  | <b>4</b>  | 27   | 23  | 23  | 23  | 23  | 5   | 5   | 27  | 27  | 27  | 74  | 74  | 74  | 74  | 74  | 74  | 74  | 74  |
| 23  | <b>5</b>  | 23   | 5   | 5   | 5   | 5   | 27  | 27  | 74  | 74  | 74  | 1   | 87  | 87  | 87  | 87  | 87  | 87  | 87  |
| 5   | <b>6</b>  | 5    | 27  | 27  | 27  | 27  | 91  | 91  | 87  | 87  | 87  | 87  | 1   | 85  | 85  | 85  | 85  | 85  | 85  |
| 87  | <b>7</b>  | 87   | 74  | 91  | 91  | 91  | 74  | 74  | 69  | 55  | 85  | 85  | 85  | 1   | 55  | 55  | 55  | 55  | 55  |
| 85  | <b>8</b>  | 85   | 91  | 74  | 74  | 74  | 55  | 55  | 55  | 85  | 55  | 55  | 55  | 55  | 20  | 20  | 20  | 20  | 20  |
| 55  | <b>9</b>  | 55   | 55  | 55  | 55  | 55  | 85  | 85  | 85  | 911 | 911 | 20  | 20  | 20  | 911 | 911 | 911 | 911 | 911 |
| 74  | <b>10</b> | 74   | 85  | 85  | 85  | 85  | 911 | 911 | 911 | 20  | 20  | 911 | 911 | 911 | 33  | 33  | 33  | 33  | 33  |
| 33  | <b>11</b> | 33   | 991 | 991 | 991 | 991 | 20  | 20  | 20  | 7   | 7   | 33  | 33  | 33  | 1   | 991 | 991 | 69  | 69  |
| 20  | <b>12</b> | 20   | 20  | 20  | 20  | 20  | 7   | 7   | 7   | 33  | 33  | 991 | 991 | 991 | 991 | 69  | 69  | 991 | 991 |
| 991 | <b>13</b> | 991  | 911 | 911 | 911 | 911 | 991 | 33  | 33  | 991 | 991 | 7   | 7   | 7   | 7   | 7   | 7   | 7   | 7   |
| 911 | <b>14</b> | 911  | 11  | 11  | 11  | 11  | 33  | 991 | 991 | 888 | 888 | 888 | 888 | 888 | 69  | 888 | 888 | 888 | 888 |
| 11  | <b>15</b> | 11   | 7   | 7   | 7   | 7   | 888 | 888 | 888 | 26  | 26  | 26  | 26  | 69  | 888 | 1   | 26  | 26  | 26  |
| 59  | <b>16</b> | 59   | 33  | 33  | 33  | 33  | 26  | 26  | 26  | 69  | 69  | 69  | 69  | 26  | 26  | 26  | 4   | 4   | 4   |
| 888 | <b>17</b> | 888  | 888 | 888 | 888 | 888 | 44  | 44  | 4   | 4   | 4   | 4   | 4   | 4   | 4   | 4   | 44  | 44  | 44  |
| 7   | <b>18</b> | 7    | 44  | 44  | 26  | 26  | 4   | 4   | 44  | 44  | 44  | 44  | 44  | 44  | 44  | 44  | 11  | 11  | 11  |
| 88  | <b>19</b> | 88   | 30  | 26  | 44  | 44  | 11  | 11  | 11  | 11  | 11  | 11  | 11  | 11  | 11  | 11  | 1   | 1   | 1   |
| 26  | <b>20</b> | 26   | 26  | 30  | 4   | 4   |     |     |     |     |     |     |     |     |     |     |     |     |     |
| 4   | <b>21</b> | 4    | 4   | 4   |     |     |     |     |     |     |     |     |     |     |     |     |     |     |     |
| 30  | <b>22</b> | 30   | 88  |     |     |     |     |     |     |     |     |     |     |     |     |     |     |     |     |
| 44  | <b>23</b> | 44   |     |     |     |     |     |     |     |     |     |     |     |     |     |     |     |     |     |

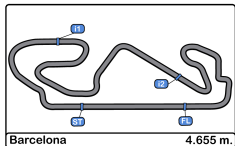


**Circuit de Barcelona**  
**Porsche Carrera Cup France**  
**Race - 1**  
**Graphic Lap Chart**



- 69
- 1
- 91
- 27
- 23
- 5
- 87
- 85
- 55
- 74
- 33
- 20
- 991
- 911
- 11
- 59
- 888
- 7
- 88
- 26
- 4
- 30
- 44





**Circuit de Barcelona**  
**Porsche Carrera Cup France**  
**Race - 1**  
**Pit Stop Analysis**

**PORSCHE**  
**CARRERA CUP**  
**FRANCE**

| <b>N°</b> | <b>In Day Time</b> | <b>Driver</b>   | <b>Nat</b> | <b>Team</b>         | <b>Class</b> | <b>In Time</b> | <b>Stop N°</b> | <b>Pit Time</b> | <b>Handicap</b> | <b>Penalty</b> |
|-----------|--------------------|-----------------|------------|---------------------|--------------|----------------|----------------|-----------------|-----------------|----------------|
| 69        | 13:41:56.175       | Florian Latorre | FRA        | CLRT                | PRO          | 13:00.175      | 1              | 23.806          |                 |                |
| 1         | 13:55:16.783       | Ayhancan Güven  | TUR        | Martinet by Alméras | PRO          | 26:20.783      | 1              | 40.752          |                 |                |

