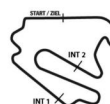


Qualifying 1 Lausitzring



DMSB

Reg. Nr.: R-12080/20

Provisional

Result List

Stewards / Race Management

STEWARD	Achim Loth
STEWARD	Yasin Özer
STEWARD	Dennis Broedel
RACE DIRECTOR	Niels Wittich
CLERK OF THE COURSE	Janko Garbsch
TECHNICAL DELEGATE	Tim Zessack
CHIEF TIMEKEEPER	Steffen Ruhl

Weather Start/Finish

AIR	13.6°C
TRACK	11.9°C
CONDITIONS	Wet
PRESSURE	1010 hPa
AIR	13.6°C
TRACK	12.0°C
CONDITIONS	Wet
PRESSURE	1010 hPa

Track Information

GREEN FLAG	10:45:01
CHEQUERED FLAG	11:15:01
SAFETY CAR PHASE	0
FULL COURSE YELLOW PHASE	0
TRACK NAME	Lausitzring
TRACK LENGTH	4570m
TURN COUNT	14
FASTEST LAP:	#99. RRE - 2:00.789

STARTED: 30 CLASSIFIED: 30 NOT CLASSIFIED: 0 DISQUALIFIED: 0

	Drivers	Team	Car	Lap	Best Time	Gap	Diff	Kph	Day Time
1	99 R.Renauer(DEU)/K.Bachler(AUT)	Precote Herberth Motorsport(DEU)	Porsche 911 GT3 R	13	2:00.789			136.2	11:16:20
2	47 I.Dontje(NLD)/M.Götz(DEU)	MANN-FILTER Team HTP-WINWARD(L)	Mercedes-AMG GT3 EVO	13	2:01.077	0.288	0.288	135.8	11:14:58
3	3 M.Hackländer(DEU)/N.Rogivue(CHE)(J)	Aust Motorsport(DEU)	Audi R8 LMS GT3	12	2:01.125	0.336	0.048	135.8	11:10:23
4	29 K.Schramm(DEU)(J)/C.Mies(DEU)	Montaplast by Land Motorsport(DEU)	Audi R8 LMS GT3	13	2:01.155	0.366	0.030	135.7	11:15:44
5	18 J.Fittje(DEU)(J)/D.Jahn(DEU)	KÜS TEAM75 Bernhard(DEU)	Porsche 911 GT3 R	12	2:01.204	0.415	0.049	135.7	11:13:27
6	28 M.Hofer(AUT)/C.Haase(DEU)	Montaplast by Land Motorsport(DEU)	Audi R8 LMS GT3	11	2:01.219	0.430	0.015	135.7	11:10:12
7	82 S.Schothorst(NLD)/T.Zimmermann(DEU)(J)	GRT GRASSERRACING TEAM(AUT)	Lamborghini Huracan GT3E	13	2:01.696	0.907	0.477	135.1	11:15:51
8	20 M.Wishofer(AUT)(J)/D.Boccolacci(FRA)	Team Zakspeed BKK Mobil Oil Racing(D)	Mercedes-AMG GT3 EVO	11	2:01.727	0.938	0.031	135.1	11:12:23
9	92 C.Engelhart(DEU)/M.Ammermüller(DEU)	SSR Performance(DEU)	Porsche 911 GT3 R	12	2:01.778	0.989	0.051	135.0	11:16:49
10	7 A.Renauer(DEU)/S.Asch(DEU)	Precote Herberth Motorsport(DEU)	Porsche 911 GT3 R	12	2:01.794	1.005	0.016	135.0	11:12:32
11	63 A.Costa Balboa(ESP)/F.Perera(FRA)	GRT GRASSERRACING TEAM(AUT)	Lamborghini Huracan GT3E	13	2:01.828	1.039	0.034	135.0	11:15:37
12	26 R.Feller(CHE)(J)/S.Mücke(DEU)	BWT Mücke Motorsport(DEU)	Audi R8 LMS GT3	10	2:02.000	1.211	0.172	134.8	11:14:44
13	48 P.Ellis(GBR)/R.Marciello(ITA)	KNAUS Team HTP-WINWARD(DEU)	Mercedes-AMG GT3 EVO	9	2:02.164	1.375	0.164	134.6	11:15:13
14	31 P.Niederhauser(CHE)/K.van der Linde(ZAF)	RUTRONIK-RACING(DEU)	Audi R8 LMS GT3	14	2:02.296	1.507	0.132	134.5	11:16:51
15	22 L.Stolz(DEU)/M.Engel(DEU)	Toksport WRT(DEU)	Mercedes-AMG GT3 EVO	11	2:02.348	1.559	0.052	134.4	11:15:29
16	32 C.Weerts(BEL)(J)/D.Vanthoor(BEL)	TEAM WRT(BEL)	Audi R8 LMS GT3	11	2:02.460	1.671	0.112	134.3	11:09:33
17	10 H.Skoog(SWE)(J)/S.van der Linde(ZAF)	Schubert Motorsport(DEU)	BMW M6 GT3	12	2:02.578	1.789	0.118	134.2	11:15:17
18	77 M.Pommer(DEU)/J.Schmidt(CHE)	Callaway Competition(DEU)	Corvette C7 GT3-R	13	2:02.582	1.793	0.004	134.2	11:16:03
19	14 E.Johansson(SWE)(J)/A.Farfus(BRA)	MRS GT-Racing(DEU)	BMW M6 GT3	14	2:02.666	1.877	0.084	134.1	11:15:24
20	71 M.Paul(DEU)(J)/N.Langeveld(NLD)	T3-HRT-Motorsport(DEU)	Audi R8 LMS GT3	15	2:02.837	2.048	0.171	133.9	11:16:54
21	33 F.Salaquarda(CZE)(T)/F.Stippler(DEU)	Team ISR(CZE)	Audi R8 LMS GT3	12	2:03.011	2.222	0.174	133.7	11:14:56
22	21 H.Still(DEU)/J.Eriksson(SWE)	Team Zakspeed BKK Mobil Oil Racing(D)	Mercedes-AMG GT3 EVO	10	2:03.120	2.331	0.109	133.6	11:14:11
23	72 C.Schöll(AUT)(J)/J.Pepper(ZAF)	T3-HRT-Motorsport(DEU)	Bentley Continental GT3	14	2:03.336	2.547	0.216	133.3	11:14:39
24	8 H.Owega(DEU)/D.Marschall(DEU)(J)	RUTRONIK-RACING(DEU)	Audi R8 LMS GT3	8	2:03.487	2.698	0.151	133.2	11:02:31
25	36 M.Dienst(DEU)(J)/P.Frommenwiler(CHE)	DLV-Team Schuetz Motorsport(DEU)	Mercedes-AMG GT3	2	2:03.608	2.819	0.121	133.0	11:01:48
26	11 E.Erhart(DEU)(T)/P.Kaffer(DEU)	EFP Car Collection by TECE(DEU)	Audi R8 LMS GT3	13	2:03.620	2.831	0.012	133.0	11:15:16
27	9 A.Read(AUS)(J)/J.Eriksson(SWE)	Schubert Motorsport(DEU)	BMW M6 GT3	11	2:03.857	3.068	0.237	132.8	11:15:44
28	4 H.von Danwitz(DEU)(J)/M.Winkelhock(DEU)	Aust Motorsport(DEU)	Audi R8 LMS GT3	11	2:03.989	3.200	0.132	132.6	11:09:20
29	30 B.Goethe(DNK)(J)/F.Vervisch(BEL)	TEAM WRT(BEL)	Audi R8 LMS GT3	14	2:04.509	3.720	0.520	132.1	11:15:35
30	19 N.Lagrange(BEL)/C.Schmid(AUT)	GRT GRASSERRACING TEAM(AUT)	Lamborghini Huracan GT3E	10	2:05.212	4.423	0.703	131.3	11:09:04

Following race director decision cancellation of the relevant lap time for car no. 36

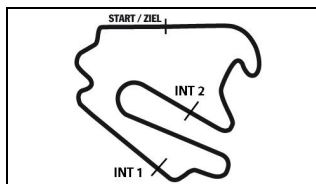
Subject to final scrutineering!

Publication time:	Clerk of the Course: Janko Garbsch	Timekeeper: Steffen Ruhl
-------------------	------------------------------------	--------------------------

ver: 1.0

www.adac.de/motorsport

Page 1 / 1 printed: 31.10.2020 11:20



ADAC GT Masters

Sector List Qualifying 1

Provisional



Lausitzring, Length: 4570m

Air temperature: 13.6°C

Track temperature: 12.1°C

Weather condition: Wet

DMSB Reg. Nr.: R-12080/20

Saturday, October 31, 2020 10:45:00

Lap Id	Time	SE1	SP1	SE2	SP2	SE3	SP3	TSP	Lap Id	Time	SE1	SP1	SE2	SP2	SE3	SP3	TSP		
3 Hackländer, DEU(#1) / Rogivue, CHE(#2)									theoretical besttime: 2:01.019										
1	1	2:27.534	51.249	177	52.739	197	43.546	221	9	1	2:04.825	36.599	215	46.101	211	42.125	228	237	
2	1	2:06.048	38.497	211	47.354	210	40.197	226	230	10	1	2:04.737	36.988	215	47.367	184	40.382	229	237
3	1	2:04.745	37.408	212	47.497	210	39.840	227	235	11	1	2:05.611	36.999	214	46.839	211	41.773	228	237
4	1	2:05.274	37.381	213	47.341	211	40.552	228	236	12	1	2:01.125	36.672	215	45.795	212	38.658	230	237
5	1	2:02.612	36.978	213	46.427	211	39.207	228	236	13	1	2:29.215	36.991	213	50.497	207	1:01.727	228	239
6	1	2:03.037	37.084	214	46.419	210	39.534	229	237	14	1	2:01.329	36.771	213	45.765	213	38.793	230	237
7	1	2:02.037	36.841	214	46.061	210	39.135	229	237	15	1	2:04.800	36.596	215	45.921	211	42.283	58	239
8	1	2:14.642	37.101	189	55.488	194	42.053	228	237										

Lap Id	Time	SE1	SP1	SE2	SP2	SE3	SP3	TSP	Lap Id	Time	SE1	SP1	SE2	SP2	SE3	SP3	TSP		
4 von Danwitz, DEU(#1) / Winkelhock, DEU(#2)									theoretical besttime: 2:03.511										
1	1	3:03.138	1:16.300	155	53.652	139	53.186	220	8	1	2:05.754	38.168	213	47.287	210	40.299	228	237	
2	1	2:18.722	38.895	211	48.331	207	51.496	225	229	9	1	2:04.931	37.603	213	47.196	210	40.132	228	237
3	1	2:11.759	38.594	212	49.209	186	43.956	224	235	10	1	2:04.567	37.606	213	46.925	211	40.036	228	237
4	1	2:07.351	38.632	212	47.701	208	41.018	226	233	11	1	2:03.989	37.443	213	46.940	210	39.606	229	238
5	1	2:07.223	38.859	213	47.662	209	40.702	227	236	12	1	2:08.819	38.699	213	49.064	209	41.056	229	239
6	1	2:06.072	37.904	213	47.404	209	40.764	227	237	13	1	2:07.614	38.499	199	47.376	208	41.739	227	238
7	1	2:05.839	38.160	213	47.435	209	40.244	227	236	14	1	2:18.291	36.980	213	56.913	194	44.398	58	237

Lap Id	Time	SE1	SP1	SE2	SP2	SE3	SP3	TSP	Lap Id	Time	SE1	SP1	SE2	SP2	SE3	SP3	TSP		
7 Renauer, DEU(#1) / Asch, DEU(#2)									theoretical besttime: 2:01.467										
1	1	3:34.419	1:58.385	205	50.634	205	45.400	222	8	1	2:05.509	37.576	212	47.311	207	40.622	225	234	
2	1	2:05.747	38.391	210	47.365	207	39.991	225	231	9	1	2:02.617	37.135	211	46.073	209	39.409	227	233
3	1	2:04.273	37.563	212	47.021	208	39.689	227	234	10	1	2:06.212	37.437	211	47.326	209	41.449	59	234
4	1	2:10.399	41.041	206	48.963	207	40.395	226	235	11	1	3:02.954	1:36.485	210	46.461	207	40.008	227	
5	1	2:03.420	37.608	212	46.646	208	39.166	227	234	12	1	2:01.794	37.197	212	45.809	208	38.788	226	235
6	1	2:11.412	39.228	187	50.682	200	41.502	226	234	13	1	2:10.603	37.082	212	51.318	167	42.203	226	235
7	1	2:02.739	37.384	212	46.161	210	39.194	227	235	14	1	2:08.161	37.038	211	45.641	210	45.482	59	234

Lap Id	Time	SE1	SP1	SE2	SP2	SE3	SP3	TSP	Lap Id	Time	SE1	SP1	SE2	SP2	SE3	SP3	TSP		
8 Owega, DEU(#1) / Marschall, DEU(#2)									theoretical besttime: 2:03.483										
1	1	2:26.921	50.885	171	52.509	197	43.527	219	8	1	2:03.487	37.293	214	46.598	211	39.596	229	239	
2	1	2:10.519	40.300	213	49.168	207	41.051	226	229	9	1	2:04.982	37.704	213	47.371	209	39.907	230	238
3	1	2:09.857	39.171	214	50.065	209	40.621	227	236	10	1	2:05.606	38.052	214	47.112	209	40.442	224	239
4	1	2:06.927	39.481	213	47.088	211	40.358	227	237	11	1	2:13.967	37.792	214	53.077	129	43.098	230	235
5	1	2:05.091	37.937	213	47.142	209	40.012	228	237	12	1	2:32.306	37.289	214	1:11.117	145	43.900	227	239
6	1	2:05.597	37.911	214	47.712	207	39.974	228	238	13	1	2:04.150	37.337	214	46.892	211	39.921	227	237
7	1	2:21.649	37.893	214	56.224	136	47.532	229	238	14	1	2:09.198	38.229	215	48.133	187	42.836	59	238

Lap Id	Time	SE1	SP1	SE2	SP2	SE3	SP3	TSP	Lap Id	Time	SE1	SP1	SE2	SP2	SE3	SP3	TSP		
9 Read, AUS(#1) / Eriksson, SWE(#2)									theoretical besttime: 2:03.823										
1	1	3:15.074	1:29.626	132	58.184	147	47.264	58	7	1	2:04.965	38.128	217	47.061	209	39.776	231	239	
2	1	8:29.493	6:56.303	201	50.026	189	43.164	225	8	1	2:04.262	37.798	213	46.388	213	40.076	231	241	
3	1	2:07.473	38.894	216	47.950	211	40.629	231	236	9	1	2:14.869	42.045	216	49.863	211	42.961	229	239
4	1	2:06.490	38.394	216	47.937	210	40.159	230	237	10	1	2:05.624	38.007	217	46.654	212	40.963	230	238
5	1	2:06.054	38.337	217	47.240	212	40.477	230	238	11	1	2:03.857	37.721	216	46.326	212	39.810	232	242
6	1	2:04.810	38.062	216	46.913	214	39.835	228	238										

Lap Id	Time	SE1	SP1	SE2	SP2	SE3	SP3	TSP	Lap Id	Time	SE1	SP1	SE2	SP2	SE3	SP3	TSP		
10 Skoog, SWE(#1) / van der Linde, ZAF(#2)									theoretical besttime: 2:02.571										
1	1	3:54.665	2:19.132	203	52.382	205	43.151	58	7	1	2:18.403	40.393	170	55.224	138	42.786	59	239	
2	1	3:17.060	1:43.033	118	53.016	206	41.011	227	8	1	4:07.119	2:33.952	137	51.335	211	41.832	228		
3	1	2:06.730	38.455	212	47.708	208	40.567	229	237	9	1	2:03.663	37.563	211	46.188	211	39.912	231	236
4	1	2:04.669	37.936	213	46.855	210	39.878	232	236	10	1	2:10.021	38.046	212	46.291	211	45.684	228	238
5	1	2:03.939	37.271	215	46.886	209	39.782	231	238	11	1	2:03.577	37.785	211	46.156	212	39.636	231	237
6	1	2:04.108	37.215	214	46.926	211	39.967	228	240	12	1	2:02.578	37.222	215	45.985	211	39.371	232	240

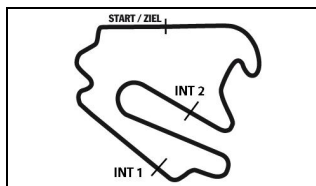
Lap Id	Time	SE1	SP1	SE2	SP2	SE3	SP3	TSP	Lap Id	Time	SE1	SP1	SE2	SP2	SE3	SP3	TSP		
11 Erhart, DEU(#1) / Kaffer, DEU(#2)									theoretical besttime: 2:03.339										
1	1	2:41.731	1:02.581	140	54.268	177	44.882	219	8	1	2:06.413	38.482	211	47.467	209	40.464	58	236	
2	1	2:09.572	39.474	211	48.906	206	41.192	226	228	9	1	4:06.279	2:35.510	213	47.123	209	43.646	226	
3	1	2:07.007	38.370	213	48.265	208	40.372	227	235	10	1	2:03.949	37.710	213	46.613	211	39.626	229	236
4	1	2:06.457	38.550	213	47.573	208	40.334	226	236	11	1	2:28.797	43.611	196	1:05.342	209	39.844	227	238
5	1	2:06.803	39.006	213	47.549	208	40.248	227	235	12	1	2:03.684	37.103	214	46.738	210	39.843	229	237
6	1	2:05.457	38.028	213	47.219	209	40.210	226	236	13	1	2:03.620	37.116	214	46.610	211	39.894	229	239

ver: 1.0

www.adac.de/motorsport

Page 1/5 printed: 31.10.2020 11:19





ADAC GT Masters

Sector List Qualifying 1

Provisional



Lausitzring, Length: 4570m

Air temperature: 13.6°C

Track temperature: 12.1°C

Weather condition: Wet

DMSB Reg. Nr.: R-12080/20

Saturday, October 31, 2020 10:45:00

Lap	Id	Time	SE1	SP1	SE2	SP2	SE3	SP3	TSP	Lap	Id	Time	SE1	SP1	SE2	SP2	SE3	SP3	TSP
7	1	2:05.484	38.132	212	46.966	209	40.386	226	236										

14 Johansson, SWE(#1) / Farfus, BRA(#2)

theoretical besttime: 2:02.434

1	1	2:44.660	57.237	137	1:00.691	122	46.732	200		8	1	2:03.514	37.037	217	46.810	212	39.667	232	240
2	1	2:12.437	40.257	213	50.380	201	41.800	225	194	9	1	2:02.837	37.050	217	46.443	213	39.344	232	240
3	1	2:07.016	38.475	215	47.724	211	40.817	230	236	10	1	2:08.436	37.441	216	49.011	189	41.984	231	240
4	1	2:05.837	37.779	215	47.673	213	40.385	231	238	11	1	2:23.066	37.108	217	46.222	215	59.736	228	240
5	1	2:11.731	38.152	217	51.743	212	41.836	230	240	12	1	2:03.276	37.318	217	46.212	214	39.746	233	238
6	1	2:03.916	37.353	217	46.804	213	39.759	232	239	13	1	2:09.982	37.727	217	50.226	205	42.029	232	242
7	1	2:04.441	37.194	217	47.340	212	39.907	231	241	14	1	2:02.666	37.269	217	46.101	214	39.296	234	241

18 Fittje, DEU(#1) / Jahn, DEU(#2)

theoretical besttime: 2:00.922

1	1	2:41.982	58.165	157	57.488	159	46.329	58		8	1	2:04.568	36.929	215	46.078	211	41.561	229	238
2	1	5:08.981	3:37.765	159	49.940	207	41.276	227		9	1	2:01.793	37.062	215	45.751	212	38.980	228	237
3	1	2:04.879	37.859	213	47.231	210	39.789	228	236	10	1	2:01.520	36.855	214	45.552	213	39.113	229	237
4	1	2:03.775	37.620	214	46.889	211	39.266	229	237	11	1	2:04.271	37.793	216	46.088	212	40.390	228	238
5	1	2:02.262	37.112	214	46.005	212	39.145	229	238	12	1	2:01.204	36.594	215	45.565	211	39.045	231	237
6	1	2:01.633	36.935	214	45.922	211	38.776	230	238	13	1	2:03.377	37.357	215	46.308	210	39.712	230	240
7	1	2:09.690	37.203	215	49.743	167	42.744	229	238										

19 Lagrange, BEL(#1) / Schmid, AUT(#2)

theoretical besttime: 2:04.988

1	1	3:05.002	1:15.177	167	56.833	164	52.992	211		8	1	2:08.792	39.659	212	48.124	208	41.009	227	233
2	1	2:14.729	41.636	209	50.195	203	42.898	225	201	9	1	2:06.236	38.095	212	47.628	203	40.513	226	236
3	1	2:11.225	39.796	211	49.879	207	41.550	225	234	10	1	2:05.212	37.470	214	47.657	206	40.085	228	236
4	1	2:08.434	38.924	211	48.568	207	40.942	226	235	11	1	2:10.641	37.331	214	47.839	204	45.471	226	237
5	1	2:07.043	38.388	213	48.021	207	40.634	228	235	12	1	2:09.189	38.109	213	48.880	180	42.200	228	236
6	1	2:13.544	38.828	214	47.972	207	46.744	55	237	13	1	2:10.038	38.045	213	47.572	203	44.421	219	237
7	1	3:43.681	2:12.562	201	50.029	205	41.090	225											

20 Wishofer, AUT(#1) / Bocolacci, FRA(#2)

theoretical besttime: 2:01.570

1	1	2:36.563	1:00.404	185	52.608	198	43.551	187		8	1	5:52.689	4:26.574	212	46.630	209	39.485	226	
2	1	2:09.070	39.108	213	49.030	183	40.932	179	186	9	1	2:01.837	36.873	214	45.888	211	39.076	227	235
3	1	2:08.336	39.944	167	48.418	210	39.974	226	140	10	1	2:06.004	37.181	214	48.393	159	40.430	226	236
4	1	2:03.837	37.465	213	46.604	209	39.768	227	235	11	1	2:01.727	36.688	214	46.045	211	38.994	226	235
5	1	2:06.052	37.593	213	47.509	165	40.950	226	235	12	1	2:04.165	37.859	213	46.095	211	40.211	228	236
6	1	2:03.445	37.034	213	46.780	210	39.631	226	235	13	1	2:02.270	36.865	213	45.968	208	39.437	227	237
7	1	2:13.021	38.193	212	54.327	206	40.501	59	236										

21 Still, DEU(#1) / Eriksson, SWE(#2)

theoretical besttime: 2:02.606

1	1	3:02.205	1:13.516	180	55.257	126	53.432	217		7	1	9:13.269	7:43.021	192	47.878	207	42.370	226	
2	1	2:14.430	38.511	210	48.379	205	47.540	225	227	8	1	2:06.564	37.476	212	48.541	201	40.547	226	234
3	1	2:04.765	37.890	211	46.825	208	40.050	226	233	9	1	2:13.525	38.220	212	55.910	198	39.395	226	234
4	1	2:03.327	36.982	213	46.578	209	39.767	226	234	10	1	2:03.120	37.326	212	46.241	207	39.553	226	235
5	1	2:03.727	37.721	212	46.263	208	39.743	226	235	11	1	2:03.402	37.392	213	46.229	207	39.781	226	235
6	1	2:05.897	37.566	213	46.400	208	41.931	59	235										

22 Stolz, DEU(#1) / Engel, DEU(#2)

theoretical besttime: 2:02.249

1	1	2:39.328	50.696	150	1:02.421	182	46.211	190		7	1	2:03.778	37.312	212	46.597	209	39.869	226	236
2	1	2:19.461	40.537	190	51.500	171	47.424	55	208	8	1	2:05.795	37.475	213	46.871	209	41.449	60	235
3	1	7:28.881	5:52.796	211	55.125	200	40.960	227		9	1	3:30.343	2:01.236	214	46.372	211	42.735	227	
4	1	2:08.007	37.201	213	46.803	203	44.003	227	236	10	1	2:03.244	36.878	213	46.027	211	40.339	228	236
5	1	2:03.534	37.289	212	46.486	209	39.759	227	236	11	1	2:02.348	36.886	213	46.118	211	39.344	228	238
6	1	2:03.951	37.409	212	46.680	209	39.862	226	235										

26 Feller, CHE(#1) / Mücke, DEU(#2)

theoretical besttime: 2:01.707

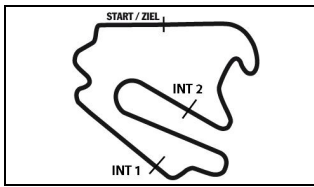
1	1	3:14.303	50.378	208	1:42.284	203	41.641	228		7	1	9:55.665	8:25.907	211	49.914	208	39.844	228	
2	1	2:05.728	37.783	214	47.535	209	40.410	229	237	8	1	2:02.792	37.118	213	46.404	206	39.270	229	238
3	1	2:05.139	37.940	214	46.990	207	40.209	228	238	9	1	2:04.763	36.738	214	45.890	210	42.135	230	238
4	1	2:03.009	37.115	214	46.396	209	39.498	229	237	10	1	2:02.000	36.547	215	46.154	209	39.299	229	239
5	1	2:04.979	37.631	214	47.533	209	39.815	229	237	11	1	2:02.856	36.967	214	46.013	204	39.876	229	237

ver: 1.0

www.adac.de/motorsport

Page 2/ 5 printed: 31.10.2020 11:19





ADAC GT Masters

Sector List Qualifying 1

Provisional



Lausitzring, Length: 4570m

Air temperature: 13.6°C

Track temperature: 12.1°C

Weather condition: Wet

DMSB Reg. Nr.: R-12080/20

Saturday, October 31, 2020 10:45:00

Lap	Id	Time	SE1	SP1	SE2	SP2	SE3	SP3	TSP	Lap	Id	Time	SE1	SP1	SE2	SP2	SE3	SP3	TSP	
6	1	2:04.602	37.316	214	46.538	209	40.748	59	238											

28 Hofer, AUT(#1) / Haase, DEU(#2)

theoretical besttime: 2:00.970

1	1	4:18.962	2:39.614	160	56.785	193	42.563	219		8	1	2:03.366	37.216	214	46.706	200	39.444	229	237
2	1	2:09.066	39.189	211	49.123	207	40.754	225	229	9	1	2:01.997	36.894	215	46.145	211	38.958	228	237
3	1	2:06.320	37.945	212	48.386	208	39.989	226	234	10	1	2:01.519	36.684	214	45.861	210	38.974	227	237
4	1	2:04.733	37.571	213	47.529	208	39.633	226	235	11	1	2:01.219	36.817	213	45.621	213	38.781	229	236
5	1	2:03.403	37.114	215	46.933	209	39.356	228	236	12	1	2:01.615	36.739	214	45.780	211	39.096	228	238
6	1	2:02.993	37.031	214	46.612	207	39.350	227	238	13	1	2:10.618	36.706	215	53.838	136	40.074	230	238
7	1	2:18.077	39.213	189	57.703	205	41.161	226	238	14	1	2:13.810	36.568	215	53.219	176	44.023	59	239

29 Schramm, DEU(#1) / Mies, DEU(#2)

theoretical besttime: 2:01.130

1	1	3:47.928	2:15.582	192	50.795	203	41.551	224		8	1	3:39.908	2:09.794	212	49.542	209	40.572	228	
2	1	2:06.127	38.224	212	48.014	210	39.889	227	227	9	1	2:01.726	36.758	214	45.850	211	39.118	228	237
3	1	2:04.584	38.076	213	46.957	209	39.551	227	235	10	1	2:10.409	39.006	212	47.537	209	43.866	226	238
4	1	2:06.873	37.992	213	48.690	209	40.191	227	235	11	1	2:25.545	37.249	213	1:07.672	142	40.624	228	236
5	1	2:03.883	37.504	213	46.392	210	39.987	227	236	12	1	2:06.290	36.481	213	47.139	188	42.670	227	237
6	1	2:03.421	37.374	212	46.686	209	39.361	227	236	13	1	2:01.155	36.496	213	45.531	212	39.128	228	237
7	1	2:05.919	38.732	212	46.458	209	40.729	59	234										

30 Goethe, DNK(#1) / Vervisch, BEL(#2)

theoretical besttime: 2:03.798

1	1	2:33.813	51.270	161	56.734	161	45.809	220		8	1	2:07.197	38.479	213	48.479	209	40.239	227	236
2	1	2:15.077	41.177	211	51.460	193	42.440	221	230	9	1	2:06.495	39.048	213	47.517	209	39.930	229	236
3	1	2:12.593	39.588	212	51.054	202	41.951	224	232	10	1	2:06.004	38.355	213	47.415	206	40.234	229	237
4	1	2:07.586	38.749	213	48.400	207	40.437	227	234	11	1	2:15.225	40.786	173	49.873	184	44.566	227	238
5	1	2:07.269	38.516	212	48.231	207	40.522	227	236	12	1	2:04.565	38.186	213	46.697	210	39.682	228	237
6	1	2:07.794	38.880	202	48.485	208	40.429	228	236	13	1	2:11.283	37.419	213	46.928	209	46.936	229	237
7	1	2:15.293	38.696	212	55.207	190	41.390	227	237	14	1	2:04.509	37.785	213	46.755	210	39.969	229	238

31 Niederhauser, CHE(#1) / van der Linde, ZAF(#2)

theoretical besttime: 2:01.705

1	1	3:30.760	1:57.202	205	50.210	203	43.348	225		8	1	2:09.244	37.220	212	51.967	210	40.057	228	237
2	1	2:07.560	38.235	212	47.335	208	41.990	227	235	9	1	2:02.735	37.397	212	46.243	209	39.095	228	238
3	1	2:05.551	37.785	212	48.048	209	39.718	228	236	10	1	2:02.655	37.059	212	46.140	209	39.456	228	237
4	1	2:03.546	37.168	213	46.851	209	39.527	227	238	11	1	2:04.243	37.258	213	46.094	209	40.891	60	237
5	1	2:02.885	37.259	213	46.397	209	39.229	228	237	12	1	3:09.227	1:41.816	213	46.580	208	40.831	230	
6	1	2:06.615	37.350	212	46.828	210	42.437	59	237	13	1	2:02.708	37.547	213	45.962	211	39.199	230	239
7	1	2:20.277	52.001	212	47.069	208	41.207	227		14	1	2:02.296	36.839	214	45.771	211	39.686	229	239

32 Weerts, BEL(#1) / Vanthoor, BEL(#2)

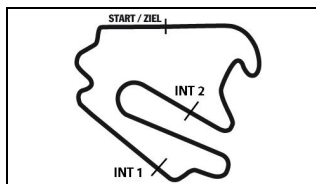
theoretical besttime: 2:02.280

1	1	2:45.748	47.874	205	1:13.728	137	44.146	219		8	1	2:45.801	1:15.642	214	46.442	209	43.717	227	
2	1	2:15.638	40.786	163	50.132	172	44.720	227	212	9	1	2:03.300	37.631	213	46.218	209	39.451	227	236
3	1	2:06.170	38.485	213	47.342	209	40.343	227	234	10	1	2:03.663	37.833	213	46.334	210	39.496	225	237
4	1	2:04.696	37.864	213	46.849	208	39.983	224	237	11	1	2:02.460	37.276	213	45.657	210	39.527	227	234
5	1	2:05.361	38.215	214	47.380	206	39.766	225	237	12	1	2:09.213	37.371	212	47.937	160	43.905	227	237
6	1	2:03.663	37.774	212	46.158	211	39.731	227	236	13	1	2:03.095	37.504	213	46.150	209	39.441	228	237
7	1	2:16.163	43.789	180	51.762	207	40.612	58	236	14	1	2:02.659	37.258	213	46.036	206	39.365	229	236

33 Salaquarda, CZE(#1) / Stippler, DEU(#2)

theoretical besttime: 2:02.915

1	1	3:18.710	1:48.239	170	49.540	202	40.931	228		8	1	4:52.129	3:20.905	210	50.333	202	40.891	227	
2	1	2:05.372	37.201	213	47.441	207	40.730	226	237	9	1	2:04.480	37.259	211	46.991	211	40.230	228	237
3	1	2:15.888	39.785	102	53.576	152	42.527	228	237	10	1	2:04.630	37.689	212	46.583	209	40.358	229	238
4	1	2:04.444	37.401	212	47.029	206	40.014	229	236	11	1	2:04.263	37.859	214	46.543	210	39.861	230	239
5	1	2:23.494	37.741	212	58.308	117	47.445	228	237	12	1	2:03.011	36.977	215	46.639	208	39.395	230	236
6	1	2:30.604	40.654	201	50.115	208	59.835	227	237	13	1	2:18.711	38.369	209	49.365	194	50.977	58	239
7	1	2:08.876	38.062	211	47.175	209	43.639	58	236										



ADAC GT Masters

Sector List Qualifying 1

Provisional



Lausitzring, Length: 4570m

Air temperature: 13.6°C

Track temperature: 12.1°C

Weather condition: Wet

DMSB Reg. Nr.: R-12080/20

Saturday, October 31, 2020 10:45:00

Lap Id	Time	SE1	SP1	SE2	SP2	SE3	SP3	TSP	Lap Id	Time	SE1	SP1	SE2	SP2	SE3	SP3	TSP		
36 Dienst, DEU(#1) / Frommenwiler, CHE(#2)									theoretical besttime: 2:03.445										
4	1	6:17.950	4:49.567	135				54	5	1	2:04.183	37.836	212	46.217	210	40.130	225	235	
1	1	8:25.961	6:58.161	203	48.151	205	39.649	227	6	1	2:04.449	37.978	212	46.491	209	39.980	225	234	
2	1	2:03.608	37.864	213	46.352	208	39.392	226	235	7	1	2:04.232	37.885	212	46.594	208	39.753	226	235
3	1	2:06.045	37.907	212	46.867	205	41.271	58	235	8	1	2:04.353	37.924	212	46.395	207	40.034	225	235
4	1	3:00.383	1:27.396	213	48.471	135	44.516	225											

Lap Id	Time	SE1	SP1	SE2	SP2	SE3	SP3	TSP	Lap Id	Time	SE1	SP1	SE2	SP2	SE3	SP3	TSP		
47 Dontje, NLD(#1) / Götz, DEU(#2)									theoretical besttime: 2:01.077										
1	1	3:06.036	1:24.039	145	55.533	160	46.464	175	8	1	2:07.031	37.146	215	47.243	211	42.642	60	237	
2	1	2:20.102	42.350	152	52.794	177	44.958	214	178	9	1	3:39.717	2:07.182	212	48.512	175	44.023	227	
3	1	2:15.877	41.662	148	52.207	200	42.008	227	218	10	1	2:02.474	37.036	214	46.189	211	39.249	229	236
4	1	2:08.020	37.366	213	47.408	209	43.246	227	236	11	1	2:02.340	36.803	215	46.400	211	39.137	229	238
5	1	2:03.749	37.104	214	47.071	210	39.574	228	236	12	1	2:02.108	36.898	215	46.102	211	39.108	229	238
6	1	2:05.772	38.350	213	46.794	210	40.628	227	236	13	1	2:01.077	36.349	215	45.937	212	38.791	230	237
7	1	2:02.641	36.916	214	46.555	211	39.170	229	236	14	1	2:03.655	37.332	214	46.425	213	39.898	229	238

Lap Id	Time	SE1	SP1	SE2	SP2	SE3	SP3	TSP	Lap Id	Time	SE1	SP1	SE2	SP2	SE3	SP3	TSP		
48 Ellis, GBR(#1) / Marciello, ITA(#2)									theoretical besttime: 2:01.978										
1	1	3:26.200	1:32.419	116	1:02.056	148	51.725	168	6	1	2:29.963	36.522	215	1:08.923	93	44.518	227	237	
2	1	2:44.535	48.004	133	1:03.926	107	52.605	57	162	7	1	2:02.957	36.905	213	46.491	207	39.561	227	236
3	1	11:01.020	9:20.296	209	55.350	140	45.374	225	8	1	2:18.957	37.129	214	1:01.404	200	40.424	227	236	
4	1	2:03.964	37.710	213	46.961	209	39.293	228	233	9	1	2:02.164	36.646	215	46.163	211	39.355	228	236
5	1	2:03.044	36.885	214	46.783	207	39.376	227	236										

Lap Id	Time	SE1	SP1	SE2	SP2	SE3	SP3	TSP	Lap Id	Time	SE1	SP1	SE2	SP2	SE3	SP3	TSP		
63 Costa Balboa, ESP(#1) / Perera, FRA(#2)									theoretical besttime: 2:01.828										
1	1	4:06.763	2:29.311	173	52.975	187	44.477	219	8	1	2:05.249	37.097	215	47.202	210	40.950	55	238	
2	1	2:12.555	40.226	209	49.907	206	42.422	226	229	9	1	3:23.692	1:56.599	214	46.933	211	40.160	230	
3	1	2:08.600	38.712	213	48.550	208	41.338	227	234	10	1	2:02.700	36.908	215	46.341	211	39.451	230	238
4	1	2:07.124	38.174	214	48.140	210	40.810	228	237	11	1	2:02.752	36.903	216	46.283	209	39.566	232	239
5	1	2:05.480	37.660	214	47.309	211	40.511	228	237	12	1	2:05.326	36.902	216	46.369	212	42.055	231	242
6	1	2:09.743	37.462	214	48.539	139	43.742	229	237	13	1	2:01.828	36.698	216	45.918	212	39.212	230	240
7	1	2:04.588	37.505	216	46.846	209	40.237	229	238										

Lap Id	Time	SE1	SP1	SE2	SP2	SE3	SP3	TSP	Lap Id	Time	SE1	SP1	SE2	SP2	SE3	SP3	TSP		
71 Paul, DEU(#1) / Langeveld, NLD(#2)									theoretical besttime: 2:02.837										
1	1	2:40.869	1:01.276	150	54.989	191	44.604	218	9	1	2:04.212	37.986	213	46.241	211	39.985	228	237	
2	1	2:09.365	39.276	211	49.433	207	40.656	227	229	10	1	2:05.861	38.490	214	47.265	211	40.106	227	237
3	1	2:06.656	38.561	213	47.897	211	40.198	228	237	11	1	2:08.430	38.257	212	47.335	209	42.838	228	237
4	1	2:04.579	38.084	213	46.585	210	39.910	228	237	12	1	2:03.703	37.768	212	46.391	211	39.544	228	237
5	1	2:05.232	37.877	213	47.098	209	40.257	227	237	13	1	2:03.378	37.485	213	46.363	209	39.530	228	237
6	1	2:04.603	38.379	213	46.414	211	39.810	227	237	14	1	2:05.045	39.380	213	46.196	210	39.469	229	238
7	1	2:04.571	37.855	213	46.864	211	39.852	227	237	15	1	2:02.837	37.301	213	46.097	211	39.439	229	238
8	1	2:04.253	37.889	213	46.357	211	40.007	227	237										

Lap Id	Time	SE1	SP1	SE2	SP2	SE3	SP3	TSP	Lap Id	Time	SE1	SP1	SE2	SP2	SE3	SP3	TSP		
72 Schöll, AUT(#1) / Pepper, ZAF(#2)									theoretical besttime: 2:03.271										
1	1	2:32.060	57.263	168	52.722	198	42.075	225	9	1	2:03.656	37.423	212	46.362	210	39.871	228	236	
2	1	2:07.139	38.197	211	48.117	207	40.825	227	232	10	1	2:03.851	37.364	212	46.581	211	39.906	228	236
3	1	2:05.464	37.967	212	47.461	210	40.036	228	236	11	1	2:04.112	37.653	213	46.466	211	39.993	227	236
4	1	2:04.663	37.685	212	47.059	210	39.919	227	236	12	1	2:04.595	37.776	213	46.666	211	40.153	228	236
5	1	2:05.139	38.121	212	46.879	210	40.139	228	236	13	1	2:03.667	37.258	213	46.417	211	39.992	228	236
6	1	2:12.193	37.766	211	53.248	206	41.179	227	235	14	1	2:03.336	37.081	213	46.427	211	39.828	228	237
7	1	2:04.118	37.321	211	46.969	211	39.828	228	235	15	1	2:29.697	37.294	213	46.828	211	1:05.575	59	237
8	1	2:04.264	37.599	212	46.766	210	39.899	227	236										

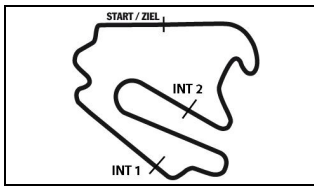
Lap Id	Time	SE1	SP1	SE2	SP2	SE3	SP3	TSP	Lap Id	Time	SE1	SP1	SE2	SP2	SE3	SP3	TSP		
77 Pommer, DEU(#1) / Schmidt, CHE(#2)									theoretical besttime: 2:02.400										
1	1	3:45.055	2:10.653	204	52.159	184	42.243	229	8	1	2:03.799	37.251	216	46.551	214	39.997	232	240	
2	1	2:13.083	39.710	213	52.082	201	41.291	231	237	9	1	2:11.580	39.280	135	49.968	208	42.332	59	240
3	1	2:06.049	38.089	215	47.540	211	40.420	232	239	10	1	4:04.404	2:36.369	195	48.273	213	39.762	232	
4	1	2:05.897	38.585	216	47.107	212	40.205	232	240	11	1	2:03.156	37.027	217	46.170	213	39.959	232	241
5	1	2:05.224	38.171	216	47.015	212	40.038	232	240	12	1	2:12.828	36.877	217	55.921	212	40.030	231	241
6	1	2:04.760	37.656	215	47.016	210	40.088	232	240	13	1	2:02.582	37.059	217	45.976	212	39.547	233	240
7	1	2:04.462	37.178	216	46.405	212	40.879	232	240										

ver: 1.0

www.adac.de/motorsport

Page 4/ 5 printed: 31.10.2020 11:19





ADAC GT Masters

Sector List Qualifying 1

Provisional



Lausitzring, Length: 4570m

Air temperature: 13.6°C

Track temperature: 12.1°C

Weather condition: Wet

DMSB Reg. Nr.: R-12080/20

Saturday, October 31, 2020 10:45:00

Lap Id	Time	SE1	SP1	SE2	SP2	SE3	SP3	TSP	Lap Id	Time	SE1	SP1	SE2	SP2	SE3	SP3	TSP
--------	------	-----	-----	-----	-----	-----	-----	-----	--------	------	-----	-----	-----	-----	-----	-----	-----

82 Scothorst, NLD(#1) / Zimmermann, DEU(#2)

theoretical besttime: 2:01.696

1	1	3:24.734	1:42.485	182	59.667	179	42.582	225	8	1	2:09.449	38.497	213	47.772	210	43.180	55	238
2	1	2:21.282	41.700	211	57.139	207	42.443	227	9	1	3:57.220	2:29.686	214	47.284	209	40.250	229	
3	1	2:06.288	37.940	214	47.733	207	40.615	228	10	1	2:03.405	37.118	214	46.633	211	39.654	229	238
4	1	2:10.408	37.683	215	46.779	211	45.946	227	11	1	2:03.039	37.262	214	46.224	210	39.553	230	238
5	1	2:16.505	37.867	213	55.194	185	43.444	228	12	1	2:06.449	37.026	215	48.663	208	40.760	230	239
6	1	2:06.487	37.554	214	49.333	210	39.600	230	13	1	2:01.696	36.833	215	45.827	211	39.036	232	239
7	1	2:03.898	37.296	213	46.933	210	39.669	229	239									

92 Engelhart, DEU(#1) / Ammermüller, DEU(#2)

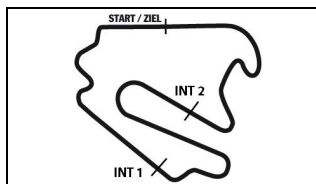
theoretical besttime: 2:01.723

1	1	2:56.018	1:06.049	165	56.426	172	53.543	228	7	1	2:06.885	37.547	214	47.235	211	42.103	59	238
2	1	2:17.974	37.880	214	47.002	210	53.092	48	8	1	3:31.144	2:02.102	212	47.080	210	41.962	230	
3	1	6:26.397	4:50.213	214	52.869	201	43.315	230	9	1	2:02.889	37.266	215	45.724	212	39.899	230	239
4	1	2:09.316	38.420	214	46.304	211	44.592	229	10	1	2:04.470	37.347	215	45.463	214	41.660	230	239
5	1	2:02.743	37.231	215	45.878	211	39.634	230	11	1	2:02.053	37.175	214	45.613	213	39.265	230	239
6	1	2:06.491	37.379	215	46.069	212	43.043	230	12	1	2:01.778	37.011	216	45.447	213	39.320	230	240

99 Renauer, DEU(#1) / Bachler, AUT(#2)

theoretical besttime: 2:00.530

1	1	3:00.559	1:11.050	168	53.243	200	56.266	215	8	1	2:01.465	37.063	215	45.523	214	38.879	232	239
2	1	2:08.433	39.411	213	48.467	209	40.555	229	9	1	2:13.395	37.521	216	56.653	213	39.221	230	239
3	1	2:03.851	37.926	215	46.417	212	39.508	232	10	1	2:00.915	36.901	216	45.078	213	38.936	231	239
4	1	2:15.876	43.587	206	48.997	114	43.292	58	11	1	2:07.064	41.975	168	46.376	213	38.713	232	239
5	1	5:11.777	3:43.071	214	48.734	211	39.972	231	12	1	2:09.667	37.207	216	53.497	207	38.963	231	240
6	1	2:03.356	37.533	216	46.010	213	39.813	231	13	1	2:00.789	37.053	216	45.185	213	38.551	231	240
7	1	2:02.307	37.130	216	45.882	213	39.295	231	239									



ADAC GT Masters

Top speed list Qualifying 1

Provisional



Lausitzring, Length: 4570m

Air temperature: 13.6°C

Track temperature: 12.1°C

Weather condition: Wet

DMSB Reg. Nr.: R-12080/20

Saturday, October 31, 2020 10:45:00

#	Name (NAT)	Team	Car name	Speed	Lap	Race time
14	Erik Johansson (SWE)	MRS GT-Racing (DEU)	BMW M6 GT3	242.57	13	26:12.924
9	Aidan Read (AUS)	Schubert Motorsport (DEU)	BMW M6 GT3	242.57	11	28:40.876
63	Albert Costa Balboa (ESP)	GRT GRASSER RACING TEAM (AUT)	Lamborghini Huracan GT3 EVO	242.02	12	26:31.007
77	Markus Pommer (DEU)	Callaway Competition (DEU)	Corvette C7 GT3-R	241.48	11	24:46.074
10	Henric Skoog (SWE)	Schubert Motorsport (DEU)	BMW M6 GT3	240.94	12	28:15.723
99	Robert Renauer (DEU)	Precote Herberth Motorsport (DEU)	Porsche 911 GT3 R	240.94	13	29:20.432
18	Jannes Fittje (DEU)	KÜS TEAM75 Bernhard (DEU)	Porsche 911 GT3 R	240.40	13	28:28.329
92	Christian Engelhart (DEU)	SSR Performance (DEU)	Porsche 911 GT3 R	240.40	12	29:48.154
3	Maximilian Hackländer (DEU)	Aust Motorsport (DEU)	Audi R8 LMS GT3	239.86	13	25:24.002
33	Filip Salaquarda (CZE)	Team ISR (CZE)	Audi R8 LMS GT3	239.86	11	25:50.410
82	Steijn Schothorst (NLD)	GRT GRASSER RACING TEAM (AUT)	Lamborghini Huracan GT3 EVO	239.86	12	26:44.489
28	Max Hofer (AUT)	Montaplast by Land Motorsport (DEU)	Audi R8 LMS GT3	239.86	14	29:25.665
31	Patric Niederhauser (CHE)	RUTRONIK-RACING (DEU)	Audi R8 LMS GT3	239.86	14	29:49.783
8	Hamza Owega (DEU)	RUTRONIK-RACING (DEU)	Audi R8 LMS GT3	239.33	8	15:28.346
4	Hendrik von Danwitz (DEU)	Aust Motorsport (DEU)	Audi R8 LMS GT3	239.33	12	24:21.127
26	Ricardo Feller (CHE)	BWT Mücke Motorsport (DEU)	Audi R8 LMS GT3	239.33	10	27:42.760
11	Elia Erhart (DEU)	EFP Car Collection by TECE (DEU)	Audi R8 LMS GT3	239.33	13	28:13.416
30	Benjamin Goethe (DNK)	TEAM WRT (BEL)	Audi R8 LMS GT3	238.80	11	22:00.905
47	Indy Dontje (NLD)	MANN-FILTER Team HTP-WINWARD (DEU)	Mercedes-AMG GT3 EVO	238.80	12	25:55.541
71	Maximilian Paul (DEU)	T3-HRT-Motorsport (DEU)	Audi R8 LMS GT3	238.80	14	27:47.497
22	Luca Stolz (DEU)	Toksport WRT (DEU)	Mercedes-AMG GT3 EVO	238.80	11	28:28.111
29	Kim-Luis Schramm (DEU)	Montaplast by Land Motorsport (DEU)	Audi R8 LMS GT3	238.27	10	22:02.158
72	Constantin Schöll (AUT)	T3-HRT-Motorsport (DEU)	Bentley Continental GT3	237.74	14	27:36.714
19	Niels Lagrange (BEL)	GRT GRASSER RACING TEAM (AUT)	Lamborghini Huracan GT3 EVO	237.74	13	28:25.518
20	Mick Wishofer (AUT)	Team Zakspeed BKK Mobil Oil Racing (DEU)	Mercedes-AMG GT3 EVO	237.74	13	29:28.539
32	Charles Weerts (BEL)	TEAM WRT (BEL)	Audi R8 LMS GT3	237.21	4	7:09.355
48	Philip Ellis (GBR)	KNAUS Team HTP-WINWARD (DEU)	Mercedes-AMG GT3 EVO	237.21	6	21:20.560
21	Hendrik Still (DEU)	Team Zakspeed BKK Mobil Oil Racing (DEU)	Mercedes-AMG GT3 EVO	235.65	5	9:26.535
36	Marvin Dienst (DEU)	DLV-Team Schuetz Motorsport (DEU)	Mercedes-AMG GT3	235.65	2	14:45.718
7	Alfred Renauer (DEU)	Precote Herberth Motorsport (DEU)	Porsche 911 GT3 R	235.65	13	27:33.302