

**Spa Francorchamps**  
**International GT Open**  
**Race - 2**



**Provisional Results**

Spa Francorchamps 7.004 m.

Cls	Nº	Entrant/Team	Nat	Driver 1	Nat	Driver 2	Nat	Vehicle	Cat	Cl	Laps	Total Time	Gap	Interval	Km/h	Best	Time	Km/h	
1	59	Teo Martín Motorsport	ESP	Miguel Ramos	PRY	<u>Henrique Chaves</u>	PRY	McLaren 720 S GT3	PRO	1	26	<b>1:01:24.264</b>			177.9	8	2:17.664	183.1	
2	34	TF Sport	GBR	Salih Yoluc	TUR	<u>Charlie Eastwood</u>	IRL	Aston Martin Vantage GT3	PRO	2	26	<b>1:01:30.247</b>	5.983	5.983	177.6	5	2:17.240	183.7	
3	26	Team Lazarus	ITA	Fabrizio Crestani	ITA	<u>Yannick Mettler</u>	CHE	Bentley Continental GT3	PRO	3	26	<b>1:01:41.100</b>	16.836	10.853	177.1	15	2:17.143	183.8	
4	17	AF Corse / APM Monaco	ITA	Louis Prette	MCO	<u>Vincent Abril</u>	MCO	Ferrari 488 GT3	PRO	4	26	<b>1:01:56.352</b>	32.088	15.252	176.4	18	2:17.651	183.1	
5	72	Optimum Motorsport	GBR	Nick Moss	GBR	<u>Joe Osborne</u>	GBR	McLaren 720 S GT3	PROAM	1	26	<b>1:02:03.904</b>	39.640	7.552	176.0	5	2:18.522	182.0	
6	20	SPS Automotive Performance	DEU	Valentin Pierburg	DEU	<u>Nicholas Foster</u>	AUS	Mercedes AMG GT3 - 2020	PROAM	2	26	<b>1:02:07.293</b>	43.029	3.389	175.8	6	2:18.453	182.1	
7	88	JP Motorsport	POL	Patryk Krupinski	POL	<u>Christian Klien</u>	AUT	Mercedes AMG GT3 - 2016	PROAM	3	26	<b>1:02:09.994</b>	45.730	2.701	175.7	7	2:19.079	181.2	
8	7	Optimum Motorsport	GBR	<u>Brendan Iribe</u>	USA	Ollie Millroy	GBR	McLaren 720 S GT3	PROAM	4	26	<b>1:02:14.523</b>	50.259	4.529	175.5	15	2:18.301	182.3	
9	16	Teo Martín Motorsport	ESP	Marcelo Hahn	BRA	<u>Fran Rueda</u>	ESP	McLaren 720 S GT3	PROAM	5	26	<b>1:02:19.715</b>	55.451	5.192	175.3	7	2:18.955	181.4	
10	97	Oman Racing by TF Sport	GBR	<u>Ahmad Al Harthy</u>	GBR	Tom Canning	GBR	Aston Martin Vantage GT3	PROAM	6	26	<b>1:02:19.828</b>	55.564	0.113	175.2	17	2:18.067	182.6	
11	44	GetSpeed Performance	DEU	<u>Florian Scholze</u>	DEU	Jens Liebhauser	DEU	Mercedes AMG GT3	AM	1	26	<b>1:03:41.739</b>	2:17.475	1:21.911	171.5	24	2:19.909	180.2	
<b>Not classified: (Requirements: 75% of number laps of leader = 20 Laps)</b>																			
48	AF Corse / APM Monaco	ITA	Stephane Ortelli	MCO	<u>Angelo Negro</u>	ITA	Ferrari 488 GT3	PROAM	7	2		<b>6:05.996</b>	24 Laps	24 Laps	137.7	2	2:38.897	158.6	

**Fastest lap Crestani - Mettler in 2:17.143 at 183.9 Km/h in lap 15**

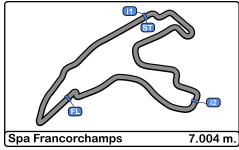
CAR #44 - 35 SECONDS TIME PENALTY ADDED TO RACE TIME - LESS TIME HANDICAP  
 CAR #26 - 15 SECONDS TIME PENALTY ADDED TO RACE TIME - REFUELLING  
 CAR #34 - 3 SECONDS TIME PENALTY ADDED TO RACE TIME - TRACK LIMITS REPEATEDLY  
 CAR #17 - 3 SECONDS TIME PENALTY ADDED TO RACE TIME - TRACK LIMITS REPEATEDLY

Published at:.....

Track Temp: 11.0 °C    Air Temp: 9.6 °C    Humidity: 76 %    Track Status: DRY

<b>Stewards:</b>	<b>Race Director:</b>	<b>Timekeeper:</b>
------------------	-----------------------	--------------------





**Spa Francorchamps**  
**International GT Open**  
**Race - 2**  
**Provisional Results by Class**




Cls	Nº	Entrant/Team	Nat	Driver 1	Nat	Driver 2	Nat	Vehicle	Cat	Cl	Laps	Total Time	Gap	Interval	Km/h	Best	Time	Km/h
<b>PRO</b>																		
1	59	Teo Martín Motorsport	ESP	Miguel Ramos	PRT	<u>Henrique Chaves</u>	PRT	McLaren 720 S GT3	PRO	1	26	<b>1:01:24.264</b>			177.9	8	2:17.664	183.1
2	34	TF Sport	GBR	Salih Yoluc	TUR	<u>Charlie Eastwood</u>	IRL	Aston Martin Vantage GT3	PRO	2	26	<b>1:01:30.247</b>	5.983	5.983	177.6	5	2:17.240	183.7
3	26	Team Lazarus	ITA	Fabrizio Crestani	ITA	<u>Yannick Mettler</u>	CHE	Bentley Continental GT3	PRO	3	26	<b>1:01:41.100</b>	16.836	10.853	177.1	15	2:17.143	183.8
4	17	AF Corse / APM Monaco	ITA	Louis Prette	MCO	<u>Vincent Abril</u>	MCO	Ferrari 488 GT3	PRO	4	26	<b>1:01:56.352</b>	32.088	15.252	176.4	18	2:17.651	183.1
<b>PROAM</b>																		
1	72	Optimum Motorsport	GBR	Nick Moss	GBR	<u>Joe Osborne</u>	GBR	McLaren 720 S GT3	PROAM	1	26	<b>1:02:03.904</b>			176.0	5	2:18.522	182.0
2	20	SPS Automotive Performance	DEU	Valentin Pierburg	DEU	<u>Nicholas Foster</u>	AUS	Mercedes AMG GT3 - 2020	PROAM	2	26	<b>1:02:07.293</b>	43.029	3.389	175.8	6	2:18.453	182.1
3	88	JP Motorsport	POL	Patryk Krupinski	POL	<u>Christian Klien</u>	AUT	Mercedes AMG GT3 - 2016	PROAM	3	26	<b>1:02:09.994</b>	45.730	2.701	175.7	7	2:19.079	181.2
4	7	Optimum Motorsport	GBR	<u>Brendan Iribe</u>	USA	Ollie Millroy	GBR	McLaren 720 S GT3	PROAM	4	26	<b>1:02:14.523</b>	50.259	4.529	175.5	15	2:18.301	182.3
5	16	Teo Martín Motorsport	ESP	Marcelo Hahn	BRA	<u>Fran Rueda</u>	ESP	McLaren 720 S GT3	PROAM	5	26	<b>1:02:19.715</b>	55.451	5.192	175.3	7	2:18.955	181.4
6	97	Oman Racing by TF Sport	OMN	<u>Ahmad Al Harthy</u>	OMN	Tom Canning	GBR	Aston Martin Vantage GT3	PROAM	6	26	<b>1:02:19.828</b>	55.564	0.113	175.2	17	2:18.067	182.6
<b>Not classified: (Requirements: 75% of number laps of leader = 20 Laps)</b>																		
	48	AF Corse / APM Monaco	ITA	Stephane Ortelli	MCO	<u>Angelo Negro</u>	ITA	Ferrari 488 GT3	PROAM	7	2	<b>6:05.996</b>	24 Laps	24 Laps	137.7	2	2:38.897	158.6
<b>AM</b>																		
1	44	GetSpeed Performance	DEU	<u>Florian Scholze</u>	DEU	Jens Liebhauser	DEU	Mercedes AMG GT3	AM	1	26	<b>1:03:41.739</b>			171.5	24	2:19.909	180.2

Fastest lap Crestani - Mettler in 2:17.143 at 183.9 Km/h in lap 15

Published at:.....

Track Temp: 11.0 °C    Air Temp: 9.6 °C    Humidity: 76 %    Track Status: DRY

<b>Stewards:</b>	<b>Race Director:</b>	<b>Timekeeper:</b> 
------------------	-----------------------	----------------------------------------------------------------------------------------------------------





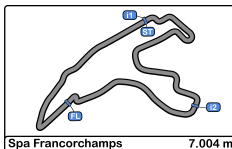
**Spa Francorchamps**  
**International GT Open**  
**Race - 2**



**Provisional Classification by Driver Fastest Lap**

Cl	N°	Entrant/Team	Nat	Vehicle	Driver	Nat	Cat	Cl	Laps	Best	Time	Gap	Interval	Km/h
1	26	Team Lazarus	ITA	Bentley Continental GT3	Fabrizio Crestani	ITA	PRO	1	15	4	2:17.143			183.8
2	34	TF Sport	GBR	Aston Martin Vantage GT3	Charlie Eastwood	IRL	PRO	2	15	5	2:17.240	0.097	0.097	183.7
3	17	AF Corse / APM Monaco	ITA	Ferrari 488 GT3	Louis Prette	MCO	PRO	3	11	3	2:17.651	0.508	0.411	183.1
4	59	Teo Martín Motorsport	ESP	McLaren 720 S GT3	Henrique Chaves	PRY	PRO	4	15	8	2:17.664	0.521	0.013	183.1
5	17	AF Corse / APM Monaco	ITA	Ferrari 488 GT3	Vincent Abril	MCO	PRO	5	15	7	2:17.749	0.606	0.085	183.0
6	97	Oman Racing by TF Sport	OMN	Aston Martin Vantage GT3	Tom Canning	GBR	PROAM	1	15	6	2:18.067	0.924	0.318	182.6
7	7	Optimum Motorsport	GBR	McLaren 720 S GT3	Ollie Millroy	GBR	PROAM	2	15	4	2:18.301	1.158	0.234	182.3
8	20	SPS Automotive Performance	DEU	Mercedes AMG GT3 - 2020	Nicholas Foster	AUS	PROAM	3	15	6	2:18.453	1.310	0.152	182.1
9	26	Team Lazarus	ITA	Bentley Continental GT3	Yannick Mettler	CHE	PRO	6	11	4	2:18.482	1.339	0.029	182.0
10	72	Optimum Motorsport	GBR	McLaren 720 S GT3	Joe Osborne	GBR	PROAM	4	15	5	2:18.522	1.379	0.040	182.0
11	16	Teo Martín Motorsport	ESP	McLaren 720 S GT3	Hahn - Rueda	BRA	PROAM	5	17	7	2:18.955	1.812	0.433	181.4
12	88	JP Motorsport	POL	Mercedes AMG GT3 - 2016	Christian Klien	AUT	PROAM	6	11	7	2:19.079	1.936	0.124	181.2
13	59	Teo Martín Motorsport	ESP	McLaren 720 S GT3	Miguel Ramos	PRY	PRO	7	11	10	2:19.223	2.080	0.144	181.1
14	34	TF Sport	GBR	Aston Martin Vantage GT3	Salih Yoluc	TUR	PRO	8	11	2	2:19.556	2.413	0.333	180.6
15	44	GetSpeed Performance	DEU	Mercedes AMG GT3	Jens Liebhauser	DEU	AM	1	15	13	2:19.909	2.766	0.353	180.2
16	88	JP Motorsport	POL	Mercedes AMG GT3 - 2016	Patryk Krupinski	DEU	PROAM	7	15	11	2:20.312	3.169	0.403	179.7
17	16	Teo Martín Motorsport	ESP	McLaren 720 S GT3	Marcelo Hahn	BRA	PROAM	8	9	4	2:20.624	3.481	0.312	179.3
18	97	Oman Racing by TF Sport	OMN	Aston Martin Vantage GT3	Ahmad Al Harthy	OMN	PROAM	9	11	5	2:20.870	3.727	0.246	178.9
19	7	Optimum Motorsport	GBR	McLaren 720 S GT3	Brendan Iribe	USA	PROAM	10	11	6	2:21.048	3.905	0.178	178.7
20	44	GetSpeed Performance	DEU	Mercedes AMG GT3	Florian Scholze	DEU	AM	2	11	5	2:21.652	4.509	0.604	178.0
21	20	SPS Automotive Performance	DEU	Mercedes AMG GT3 - 2020	Valentin Pierburg	DEU	PROAM	11	11	3	2:21.876	4.733	0.224	177.7
22	72	Optimum Motorsport	GBR	McLaren 720 S GT3	Nick Moss	GBR	PROAM	12	11	8	2:22.102	4.959	0.226	177.4
23	48	AF Corse / APM Monaco	ITA	Ferrari 488 GT3	Angelo Negro	ITA	PROAM	13	2	2	2:38.897	21.754	16.795	158.6





**Spa Francorchamps**  
**International GT Open**

**Race - 2**

**Distance and Speed Average**



Cls	Nº	Entrant/Team	Nat	Driver 1	Nat	Driver 2	Nat	Vehicle	Cat	Cls	Laps	Distance	Total Time	Km/h
1	59	Teo Martín Motorsport	ESP	Miguel Ramos	PRT	<u>Henrique Chaves</u>	PRT	McLaren 720 S GT3	PRO	1	26	182.10	1:01:24.264	177.9
2	34	TF Sport	GBR	Salih Yoluc	TUR	<u>Charlie Eastwood</u>	IRL	Aston Martin Vantage GT3	PRO	2	26	182.10	1:01:30.247	177.6
3	26	Team Lazarus	ITA	Fabrizio Crestani	ITA	<u>Yannick Mettler</u>	CHE	Bentley Continental GT3	PRO	3	26	182.10	1:01:41.100	177.1
4	17	AF Corse / APM Monaco	ITA	Louis Prette	MCO	<u>Vincent Abril</u>	MCO	Ferrari 488 GT3	PRO	4	26	182.10	1:01:56.352	176.4
5	72	Optimum Motorsport	GBR	Nick Moss	GBR	<u>Joe Osborne</u>	GBR	McLaren 720 S GT3	PROAM	1	26	182.10	1:02:03.904	176.0
6	20	SPS Automotive Performance	DEU	Valentin Pierburg	DEU	<u>Nicholas Foster</u>	AUS	Mercedes AMG GT3 - 2020	PROAM	2	26	182.10	1:02:07.293	175.8
7	88	JP Motorsport	POL	Patryk Krupinski	POL	<u>Christian Klien</u>	AUT	Mercedes AMG GT3 - 2016	PROAM	3	26	182.10	1:02:09.994	175.7
8	7	Optimum Motorsport	GBR	<u>Brendan Iribe</u>	USA	Ollie Millroy	GBR	McLaren 720 S GT3	PROAM	4	26	182.10	1:02:14.523	175.5
9	16	Teo Martín Motorsport	ESP	Marcelo Hahn	BRA	<u>Fran Rueda</u>	ESP	McLaren 720 S GT3	PROAM	5	26	182.10	1:02:19.715	175.3
10	97	Oman Racing by TF Sport	OMN	<u>Ahmad Al Harthy</u>	OMN	Tom Canning	GBR	Aston Martin Vantage GT3	PROAM	6	26	182.10	1:02:19.828	175.2
11	44	GetSpeed Performance	DEU	<u>Florian Scholze</u>	DEU	Jens Liebhauser	DEU	Mercedes AMG GT3	AM	1	26	182.10	1:03:41.739	171.5
<b>Not classified: (Requirements: 75% of number laps of leader = 20 Laps)</b>														
48		AF Corse / APM Monaco	ITA	Stephane Ortelli	MCO	<u>Angelo Negro</u>	ITA	Ferrari 488 GT3	PROAM	7	2	14.00	6:05.996	137.7





**Spa Francorchamps**  
**International GT Open**  
**Race - 2**  
**Lap Analysis**



**7**

1 Brendan Iribe

McLaren 720 S GT3

**16**

1 Marcelo Hahn

McLaren 720 S GT3

PROAM

2 Ollie Millroy

Optimum Motorsport

PROAM

2 Fran Rueda

Teo Martín Motorsport

Lap	D	Time	Sector 1	Sector 2	Sector 3	T. Spd	Elapsed	Lap	D	Time	Sector 1	Sector 2	Sector 3	T. Spd	Elapsed
1	1	2:27.760	43.133	1:07.440	37.187	266.0	2:27.760	1	1	2:25.188	42.581	1:06.155	36.452	266.0	2:25.188
2	1	2:22.872	39.745		3:00.059	267.3	4:50.632	2	1	2:20.198	39.127	1:04.843	36.228	260.8	4:45.386
3	1	2:21.772	39.378		5:21.831	267.9	7:12.404	3	1	2:19.166	38.895		2:55.394	272.0	7:04.552
4	1	2:21.755	39.607		7:43.586	268.6	9:34.159	4	1	2:19.202	38.752	1:04.394	36.056	273.4	9:23.754
5	1	2:21.107	39.420		10:04.693	267.9	11:55.266	5	1	2:19.578	38.992	1:04.695	35.891	272.0	11:43.332
6	1	2:21.048	39.241		12:25.741	268.6	14:16.314	6	1	2:19.354	38.773	1:04.461	36.120	272.0	14:02.686
7	1	2:22.541	39.699	1:05.949	36.893	268.6	16:38.855	7	1	2:18.955	38.714	1:04.212	36.029	272.0	16:21.641
8	1	2:21.542	39.441		2:58.435	268.6	19:00.397	8	1	2:19.061	38.725	1:04.369	35.967	272.0	18:40.702
9	1	2:22.170	39.900		5:20.605	267.9	21:22.567	9	1	2:19.933	38.807	1:05.032	36.094	273.4	21:00.635
10	1	2:21.616	39.698		7:42.221	272.0	23:44.183	10	1	2:19.859	38.916	1:04.657	36.286	272.0	23:20.494
11	1	2:28.549 P	39.220	1:06.027	43.302	269.3	26:12.732	11	1	2:19.514	38.755	1:04.563	36.196	272.7	25:40.008
12	2	3:24.383	1:44.582		4:07.685	264.7	29:37.115	12	2	2:19.605	38.812	1:04.724	36.069	272.7	27:59.613
13	2	2:19.068	39.483		6:26.753	265.3	31:56.183	13	2	2:19.707	39.109	1:04.606	35.992	271.3	30:19.320
14	2	2:18.969	38.992		8:45.722	269.3	34:15.152	14	2	2:19.672	38.949	1:04.580	36.143	270.6	32:38.992
15	2	2:18.301	38.919		11:04.023	267.3	36:33.453	15	2	2:26.042 P	39.047	1:04.663	42.332	270.6	35:05.034
16	2	2:18.344	39.058		13:22.367	267.9	38:51.797	16	2	3:31.877	1:49.955	1:05.257	36.665	262.7	38:36.911
17	2	2:18.640	38.897		15:41.007	269.3	41:10.437	17	2	2:21.153	39.230	1:05.307	36.616	271.3	40:58.064
18	2	2:19.301	38.988		18:00.308	268.6	43:29.738	18	1	2:22.302	39.406	1:05.902	36.994	268.6	43:20.366
19	2	2:18.501	38.893		20:18.809	270.0	45:48.239	19	1	2:21.692	39.192	1:05.730	36.770	267.3	45:42.058
20	2	2:19.618	38.931		22:38.427	270.0	48:07.857	20	1	2:22.389	39.242	1:06.338	36.809	270.6	48:04.447
21	2	2:19.559	39.080		24:57.986	269.3	50:27.416	21	1	2:20.624	38.983		2:57.433	270.0	50:25.071
22	2	2:19.233	38.960		27:17.219	271.3	52:46.649	22	1	2:20.724	38.957	1:05.178	36.589	272.0	52:45.795
23	2	2:20.419	38.922	1:04.855	36.642	272.0	55:07.068	23	1	2:20.921	38.675	1:05.665	36.581	274.1	55:06.716
24	2	2:26.358	39.156		3:03.000	273.4	57:33.426	24	1	2:28.824	39.022	1:12.964	36.838	272.7	57:35.540
25	2	2:20.684	38.832	1:04.549	37.303	267.9	59:54.110	25	1	2:21.632	38.907	1:05.703	37.022	267.9	59:57.172
26	2	2:20.413	39.083		2:57.716	270.0	1:02:14.523	26	1	2:22.543	39.156	1:06.029	37.358	268.6	1:02:19.715





**Spa Francorchamps**  
**International GT Open**  
**Race - 2**  
**Lap Analysis**



17

1 Louis Prette

Ferrari 488 GT3 20

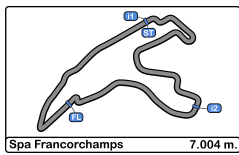
1 Valentin Pierburg

Mercedes AMG GT3 - 2020

PRO 2 Vincent Abril AF Corse / APM Monaco PROAM 2 Nicholas Foster SPS Automotive Performance

Lap	D	Time	Sector 1	Sector 2	Sector 3	T. Spd	Elapsed	Lap	D	Time	Sector 1	Sector 2	Sector 3	T. Spd	Elapsed
1	2	2:20.206	40.194	1:03.837	36.175	260.8	2:20.206	1	2	2:24.667	42.318	1:05.976	36.373	260.8	2:24.667
2	2	2:18.591	39.230	1:03.374	35.987	260.8	4:38.797	2	2	2:19.666	39.365	1:04.244	36.057	264.7	4:44.333
3	2	2:18.310	39.152	1:03.226	35.932	261.5	6:57.107	3	2	2:19.140	39.189	1:04.022	35.929	266.0	7:03.473
4	2	2:17.854	39.029	1:02.910	35.915	262.7	9:14.961	4	2	2:18.924	39.002	1:03.819	36.103	266.0	9:22.397
5	2	2:18.141	39.076	1:03.039	36.026	262.1	11:33.102	5	2	2:18.858	39.099	1:03.713	36.046	265.3	11:41.255
6	2	2:17.956	39.114	1:02.952	35.890	262.7	13:51.058	6	2	2:18.453	38.972	1:03.569	35.912	266.0	13:59.708
7	2	2:17.749	38.984	1:02.943	35.822	263.4	16:08.807	7	2	2:19.012	39.009	1:03.844	36.159	266.6	16:18.720
8	2	2:18.854	39.009	1:03.331	36.514	264.7	18:27.661	8	2	2:18.881	39.320	1:03.659	35.902	264.7	18:37.601
9	2	2:17.813	38.921	1:02.919	35.973	264.0	20:45.474	9	2	2:20.113	39.476	1:04.481	36.156	262.7	20:57.714
10	2	2:17.880	39.065	1:02.921	35.894	263.4	23:03.354	10	2	2:19.154	39.249	1:03.901	36.004	264.7	23:16.868
11	2	2:18.008	39.003	1:03.068	35.937	263.4	25:21.362	11	2	2:19.557	39.068	1:04.254	36.235	265.3	25:36.425
12	2	2:17.983	38.960	1:02.993	36.030	264.7	27:39.345	12	2	2:18.642	39.094		2:54.877	264.0	27:55.067
13	2	2:18.237	38.984	1:03.323	35.930	264.7	29:57.582	13	2	2:18.836	39.335	1:03.626	35.875	262.7	30:13.903
14	2	2:18.742	39.085	1:03.544	36.113	264.7	32:16.324	14	2	2:18.819	39.224	1:03.717	35.878	264.0	32:32.722
15	2	2:25.261 P	39.036	1:03.657	42.568	263.4	34:41.585	15	2	2:25.300 P	39.319	1:04.094	41.887	263.4	34:58.022
16	1	3:50.538	2:09.990	1:03.690	36.858	260.2	38:32.123	16	1	3:24.027	1:40.330	1:04.834	38.863	255.3	38:22.049
17	1	2:18.106	39.139		2:54.964	264.0	40:50.229	17	1	2:21.967	40.030	1:04.946	36.991	258.9	40:44.016
18	1	2:17.651	39.047		5:12.615	265.3	43:07.880	18	1	2:21.876	40.092	1:04.966	36.818	259.6	43:05.892
19	1	2:17.945	38.917		7:30.560	267.3	45:25.825	19	1	2:22.894	39.948	1:05.930	37.016	259.6	45:28.786
20	1	2:18.873	38.966	1:03.383	36.524	264.7	47:44.698	20	1	2:22.627	39.984	1:05.396	37.247	259.6	47:51.413
21	1	2:19.607	39.043	1:04.008	36.556	264.7	50:04.305	21	1	2:22.538	40.213	1:04.920	37.405	260.2	50:13.951
22	1	2:23.357	40.224		2:59.913	252.9	52:27.662	22	1	2:22.172	40.062	1:04.943	37.167	260.8	52:36.123
23	1	2:20.649	39.092	1:03.673	37.884	265.3	54:48.311	23	1	2:22.094	40.040	1:04.854	37.200	260.2	54:58.217
24	1	2:22.519	39.169	1:05.570	37.780	264.7	57:10.830	24	1	2:22.919	40.090	1:04.901	37.928	261.5	57:21.136
25	1	2:21.188	39.210	1:05.087	36.891	264.0	59:32.018	25	1	2:23.585	39.974	1:05.642	37.969	260.8	59:44.721
26	1	2:21.334	39.224	1:04.514	37.596	263.4	1:01:53.352	26	1	2:22.572	40.100	1:05.340	37.132	260.2	1:02:07.293





**Spa Francorchamps**  
**International GT Open**  
**Race - 2**  
**Lap Analysis**



**26**

1 Fabrizio Crestani

Bentley Continental GT3

**34**

1 Salih Yoluc

Aston Martin Vantage GT3

PRO

2 Yannick Mettler

Team Lazarus

PRO

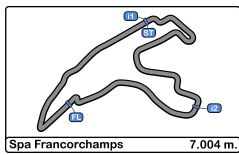
2 Charlie Eastwood

TF Sport

Lap	D	Time	Sector 1	Sector 2	Sector 3	T. Spd	Elapsed	Lap	D	Time	Sector 1	Sector 2	Sector 3	T. Spd	Elapsed
1	2	2:24.005	41.249		2:24.005	267.3	2:24.005	1	2	2:23.174	41.270		2:23.174	259.6	2:23.174
2	2	2:19.556	38.620		4:43.561	266.6	4:43.561	2	2	2:19.170	39.226		4:42.344	264.0	4:42.344
3	2	2:18.813	38.690		7:02.374	271.3	7:02.374	3	2	2:18.249	38.896		7:00.593	266.0	7:00.593
4	2	2:18.482	38.745		9:20.856	271.3	9:20.856	4	2	2:17.681	38.847		9:18.274	265.3	9:18.274
5	2	2:18.787	38.781		11:39.643	270.6	11:39.643	5	2	2:17.240	38.732	1:02.802	35.706	266.0	11:35.514
6	2	2:18.683	38.651		13:58.326	270.6	13:58.326	6	2	2:18.436	39.055		2:54.142	266.6	13:53.950
7	2	2:18.882	38.828		16:17.208	270.6	16:17.208	7	2	2:17.712	38.879		5:11.854	267.3	16:11.662
8	2	2:19.040	38.559		18:36.248	271.3	18:36.248	8	2	2:18.058	38.898		7:29.912	267.9	18:29.720
9	2	2:21.088	39.840		20:57.336	265.3	20:57.336	9	2	2:17.485	38.799	1:03.060	35.626	266.6	20:47.205
10	2	2:19.055	38.581		23:16.391	272.7	23:16.391	10	2	2:18.108	38.882		2:53.734	266.6	23:05.313
11	2	2:25.703 P	38.656		25:42.094	271.3	25:42.094	11	2	2:18.384	38.886		5:12.118	268.6	25:23.697
12	1	3:27.501	1:48.048		29:09.595	270.0	29:09.595	12	2	2:18.155	38.912		7:30.273	267.3	27:41.852
13	1	2:17.328	38.572		31:26.923	270.0	31:26.923	13	2	2:18.079	38.928		9:48.352	267.9	29:59.931
14	1	2:17.421	38.471		33:44.344	270.6	33:44.344	14	2	2:19.145	38.818	1:03.660	36.667	269.3	32:19.076
15	1	2:17.143	38.427		36:01.487	270.0	36:01.487	15	2	2:24.240 P	38.993		3:00.907	267.9	34:43.316
16	1	2:18.271	38.354		38:19.758	272.7	38:19.758	16	1	3:20.415	1:39.144	1:04.623	36.648	261.5	38:03.731
17	1	2:17.859	38.548		40:37.617	272.0	40:37.617	17	1	2:19.556	39.218		2:56.204	264.7	40:23.287
18	1	2:17.734	38.570		42:55.351	271.3	42:55.351	18	1	2:19.843	39.258	1:04.464	36.121	265.3	42:43.130
19	1	2:17.383	38.445		45:12.734	271.3	45:12.734	19	1	2:19.824	39.084	1:04.483	36.257	266.6	45:02.954
20	1	2:17.908	38.383		47:30.642	271.3	47:30.642	20	1	2:20.184	39.358	1:04.590	36.236	266.0	47:23.138
21	1	2:19.772	38.712		49:50.414	272.7	49:50.414	21	1	2:22.343	41.265	1:04.901	36.177	258.3	49:45.481
22	1	2:18.935	38.410		52:09.349	273.4	52:09.349	22	1	2:20.732	39.137		2:56.909	267.9	52:06.213
23	1	2:18.591	38.680		54:27.940	274.1	54:27.940	23	1	2:19.893	39.342	1:04.319	36.232	265.3	54:26.106
24	1	2:18.894	38.622		56:46.834	273.4	56:46.834	24	1	2:19.808	39.419	1:04.346	36.043	264.0	56:45.914
25	1	2:19.888	38.787		59:06.722	270.6	59:06.722	25	1	2:20.155	39.370	1:04.727	36.058	264.0	59:06.069
26	1	2:19.378	38.608		1:01:26.100	272.7	1:01:26.100	26	1	2:21.178	39.354	1:05.484	36.340	263.4	1:01:27.247







**Spa Francorchamps**  
**International GT Open**  
**Race - 2**  
**Lap Analysis**



**44**

1 Florian Scholze

Mercedes AMG GT3

**59**

1 Miguel Ramos

McLaren 720 S GT3

AM

2 Jens Liebhauser

GetSpeed Performance

PRO

2 Henrique Chaves

Teo Martín Motorsport

Lap	D	Time	Sector 1	Sector 2	Sector 3	T. Spd	Elapsed	Lap	D	Time	Sector 1	Sector 2	Sector 3	T. Spd	Elapsed
1	1	2:30.158	44.498	1:07.742	37.918	258.3	2:30.158	1	2	2:21.446	40.798	1:04.717	35.931	264.0	2:21.446
2	1	2:23.701	40.129	1:06.152	37.420	259.6	4:53.859	2	2	2:18.415	38.817	1:03.684	35.914	267.9	4:39.861
3	1	2:23.217	40.410	1:05.785	37.022	257.1	7:17.076	3	2	2:17.954	38.686	1:03.496	35.772	268.6	6:57.815
4	1	2:21.806	39.722	1:05.272	36.812	259.6	9:38.882	4	2	2:17.914	38.586	1:03.645	35.683	270.0	9:15.729
5	1	2:21.652	39.697	1:05.187	36.768	259.6	12:00.534	5	2	2:19.410	38.667	1:04.448	36.295	269.3	11:35.139
6	1	2:21.720	39.563	1:05.406	36.751	259.6	14:22.254	6	2	2:18.159	38.768	1:03.631	35.760	269.3	13:53.298
7	1	2:22.033	39.801	1:05.376	36.856	259.6	16:44.287	7	2	2:17.856	38.609	1:03.461	35.786	270.0	16:11.154
8	1	2:21.875	39.880	1:05.239	36.756	258.9	19:06.162	8	2	2:17.664	38.617	1:03.306	35.741	271.3	18:28.818
9	1	2:21.891	39.425	1:05.562	36.904	260.8	21:28.053	9	2	2:18.022	38.710	1:03.620	35.692	270.6	20:46.840
10	1	2:22.453	39.530	1:05.119	37.804	260.8	23:50.506	10	2	2:18.114	38.712	1:03.619	35.783	271.3	23:04.954
11	1	2:30.526 P	39.675	1:05.450	45.401	259.6	26:21.032	11	2	2:18.217	38.752	1:03.636	35.829	270.6	25:23.171
12	2	3:23.481	1:40.779	1:05.399	37.303	257.1	29:44.513	12	2	2:18.168	38.727	1:03.582	35.859	270.6	27:41.339
13	2	2:21.146	39.572	1:05.279	36.295	259.6	32:05.659	13	2	2:18.130	38.725	1:03.685	35.720	272.0	29:59.469
14	2	2:20.847	39.332	1:04.421	37.094	262.1	34:26.506	14	2	2:19.020	38.614	1:03.907	36.499	272.0	32:18.489
15	2	2:20.675	39.190	1:05.073	36.412	263.4	36:47.181	15	2	2:24.078 P	38.668	1:03.687	41.723	272.7	34:42.567
16	2	2:20.821	39.101	1:05.087	36.633	264.0	39:08.002	16	1	3:19.947	1:39.432	1:04.560	35.955	264.0	38:02.514
17	2	2:28.982 P	39.444	1:04.998	44.540	260.2	41:36.984	17	1	2:20.078	39.271	1:04.812	35.995	267.3	40:22.592
18	2	2:34.888	52.652	1:05.092	37.144	255.3	44:11.872	18	1	2:19.990	39.278	1:04.793	35.919	266.6	42:42.582
19	2	2:24.675	39.619	1:05.130	39.926	258.3	46:36.547	19	1	2:19.751	39.011	1:04.788	35.952	267.9	45:02.333
20	2	2:24.900	40.038	1:06.350	38.512	257.1	49:01.447	20	1	2:20.311	38.993	1:04.994	36.324	268.6	47:22.644
21	2	2:22.816	39.660	1:05.953	37.203	258.9	51:24.263	21	1	2:20.296	39.197	1:04.814	36.285	268.6	49:42.940
22	2	2:20.848	39.339	1:04.835	36.674	260.8	53:45.111	22	1	2:20.990	39.346	1:05.217	36.427	270.0	52:03.930
23	2	2:20.455	39.440	1:04.425	36.590	262.1	56:05.566	23	1	2:19.931	39.058	1:04.592	36.281	269.3	54:23.861
24	2	2:19.909	39.350		2:56.499	259.6	58:25.475	24	1	2:20.132	39.375	1:04.517	36.240	267.3	56:43.993
25	2	2:21.257	39.388	1:05.148	36.721	260.8	1:00:46.732	25	1	2:19.223	38.838	1:04.337	36.048	270.0	59:03.216
26	2	2:20.007	39.062	1:04.656	36.289	261.5	1:03:06.739	26	1	2:21.048	39.000	1:05.545	36.503	269.3	1:01:24.264

**48**

1 Stephane Ortelli

Ferrari 488 GT3

PROAM

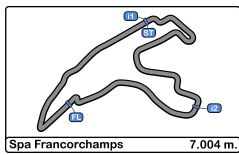
2 Angelo Negro

AF Corse / APM Monaco

Lap	D	Time	Sector 1	Sector 2	Sector 3	T. Spd	Elapsed
1	2	3:27.099	1:39.411	1:08.598	39.090	225.9	3:27.099
2	2	2:38.897 P	43.449	1:08.681	46.767	248.2	6:05.996







**Spa Francorchamps**  
**International GT Open**  
**Race - 2**  
**Lap Analysis**



**72**

1 Nick Moss

McLaren 720 S GT3

**88**

1 Patryk Krupinski

Mercedes AMG GT3 - 2016

PROAM

2 Joe Osborne

Optimum Motorsport

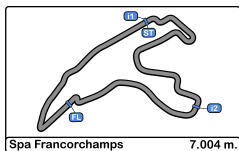
PROAM

2 Christian Klien

JP Motorsport

Lap	D	Time	Sector 1	Sector 2	Sector 3	T. Spd	Elapsed	Lap	D	Time	Sector 1	Sector 2	Sector 3	T. Spd	Elapsed
1	2	2:24.267	42.067		2:24.267	266.6	2:24.267	1	2	2:25.769	43.082	1:05.981	36.706	258.3	2:25.769
2	2	2:19.562	38.965		4:43.829	270.6	4:43.829	2	2	2:20.285	39.206	1:04.597	36.482	265.3	4:46.054
3	2	2:19.001	38.827		7:02.830	272.7	7:02.830	3	2	2:19.238	39.047		2:55.720	266.6	7:05.292
4	2	2:18.784	38.709		9:21.614	272.0	9:21.614	4	2	2:19.112	38.844	1:04.098	36.170	265.3	9:24.404
5	2	<b>2:18.522</b>	38.737		11:40.136	271.3	11:40.136	5	2	2:19.530	39.013		2:55.700	263.4	11:43.934
6	2	2:19.027	38.793	1:04.107	36.127	272.0	13:59.163	6	2	2:19.311	39.001		5:15.011	263.4	14:03.245
7	2	2:18.951	38.911		2:55.078	271.3	16:18.114	7	2	<b>2:19.079</b>	38.990	<b>1:04.004</b>	<b>36.085</b>	263.4	16:22.324
8	2	2:18.867	<b>38.663</b>	1:03.922	36.282	273.4	18:36.981	8	2	2:19.108	38.858		2:55.193	263.4	18:41.432
9	2	2:19.255	39.079	1:04.253	<b>35.923</b>	266.0	20:56.236	9	2	2:19.744	<b>38.831</b>	1:04.667	36.246	265.3	21:01.176
10	2	2:18.551	38.829	<b>1:03.624</b>	36.098	270.6	23:14.787	10	2	2:19.681	38.953		2:55.927	263.4	23:20.857
11	2	2:18.587	38.828		2:54.685	271.3	25:33.374	11	2	2:26.142 P	38.881	1:04.513	42.748	266.6	25:46.999
12	2	2:18.998	38.816	1:04.144	36.038	270.6	27:52.372	12	1	3:26.911	1:45.385		4:09.659	259.6	29:13.910
13	2	2:19.030	38.835	1:04.096	36.099	270.6	30:11.402	13	1	2:21.124	39.444		6:30.783	260.8	31:35.034
14	2	2:19.117	38.914	1:04.142	36.061	270.6	32:30.519	14	1	2:20.638	39.324	1:05.000	36.314	261.5	33:55.672
15	2	2:25.367 P	38.814	1:04.862	41.691	271.3	34:55.886	15	1	2:20.863	39.232	1:04.632	36.999	261.5	36:16.535
16	1	3:22.584	1:39.714		4:04.275	264.7	38:18.470	16	1	2:21.214	39.436	1:05.265	36.513	262.7	38:37.749
17	1	2:22.433	39.872		6:26.708	240.0	40:40.903	17	1	2:21.244	39.118	1:05.461	36.665	267.3	40:58.993
18	1	2:22.390	40.007	1:05.595	36.788	267.3	43:03.293	18	1	2:21.789	39.162	1:05.652	36.975	264.7	43:20.782
19	1	2:22.363	39.917	1:05.716	36.730	266.6	45:25.656	19	1	2:21.777	39.095	1:05.929	36.753	263.4	45:42.559
20	1	2:22.201	40.093		2:58.931	269.3	47:47.857	20	1	2:21.170	39.344	1:05.295	36.531	264.0	48:03.729
21	1	2:22.203	39.835	1:05.574	36.794	267.9	50:10.060	21	1	2:20.337	39.191		2:56.868	262.7	50:24.066
22	1	2:22.814	39.435	1:05.800	37.579	270.0	52:32.874	22	1	2:20.312	39.209	1:04.555	36.548	264.0	52:44.378
23	1	2:22.102	39.624		2:59.681	268.6	54:54.976	23	1	2:21.022	39.379		2:57.570	264.7	55:05.400
24	1	2:22.148	39.428	1:05.989	36.731	270.0	57:17.124	24	1	2:20.597	39.235		5:18.167	264.0	57:25.997
25	1	2:22.597	39.666		2:59.328	270.0	59:39.721	25	1	2:21.244	39.243	1:05.238	36.763	264.7	59:47.241
26	1	2:24.183	39.695	1:07.103	37.385	268.6	1:02:03.904	26	1	2:22.753	39.392	1:06.282	37.079	264.7	1:02:09.994





**Spa Francorchamps**  
**International GT Open**  
**Race - 2**  
**Lap Analysis**



**97**      1 Ahmad Al Harthy      Aston Martin Vantage GT3  
 PROAM      2 Tom Canning      Oman Racing by TF Sport

Lap	D	Time	Sector 1	Sector 2	Sector 3	T. Spd	Elapsed
1	1	2:28.112	43.229	1:07.770	37.113	244.8	2:28.112
2	1	2:22.805	39.549	1:06.316	36.940	258.3	4:50.917
3	1	2:21.777	39.662	1:05.690	36.425	266.0	7:12.694
4	1	2:22.053	39.522	1:05.934	36.597	248.2	9:34.747
5	1	2:20.870	39.314	1:05.002	36.554	266.0	11:55.617
6	1	2:21.090	39.250	1:04.975	36.865	262.7	14:16.707
7	1	2:22.628	39.645	1:06.322	36.661	267.3	16:39.335
8	1	2:21.327	39.426	1:05.146	36.755	266.0	19:00.662
9	1	2:22.206	40.119	1:05.136	36.951	266.6	21:22.868
10	1	2:21.731	39.584	1:05.449	36.698	262.7	23:44.599
11	1	2:29.076 P	39.330	1:06.022	43.724	266.6	26:13.675
12	2	3:31.266	1:49.834	1:05.160	36.272	264.0	29:44.941
13	2	2:19.789	39.285	1:04.286	36.218	264.7	32:04.730
14	2	2:20.493	39.092	1:03.655	37.746	264.0	34:25.223
15	2	2:18.407	39.041		2:56.153	266.0	36:43.630
16	2	2:20.599	40.651	1:03.802	36.146	257.1	39:04.229
17	2	2:18.067	39.232		2:54.213	264.7	41:22.296
18	2	2:18.316	38.964		5:12.529	264.7	43:40.612
19	2	2:19.740	39.945		7:32.269	260.8	46:00.352
20	2	2:18.981	39.208		9:51.250	264.0	48:19.333
21	2	2:18.410	38.893		12:09.660	266.0	50:37.743
22	2	2:18.217	38.853		14:27.877	266.0	52:55.960
23	2	2:18.380	38.855		16:46.257	266.6	55:14.340
24	2	2:21.517	39.886	1:04.812	36.819	262.7	57:35.857
25	2	2:22.108	39.118	1:05.394	37.596	268.6	59:57.965
26	2	2:21.863	38.941	1:05.755	37.167	266.6	1:02:19.828





**Spa Francorchamps**  
**International GT Open**  
**Race - 2**  
**Analysis by Lap**



Num	Lap Time	Gap	Num	Lap Time	Gap	Num	Lap Time	Gap	Num	Lap Time	Gap	Num	Lap Time	Gap
<b>Lap 1</b>			<b>Lap 4</b>			<b>Lap 7</b>			<b>Lap 10</b>			<b>Lap 13</b>		
17	2:20.206		17	2:17.854		17	2:17.749		17	2:17.880		17	2:18.237	
59	2:21.446	01.240	59	2:17.914	00.768	59	2:17.856	02.347	59	2:18.114	01.600	59	2:18.130	01.887
34	2:23.174	02.968	34	2:17.681	03.313	34	2:17.712	02.855	34	2:18.108	01.959	34	2:18.079	02.349
26	2:24.005	03.799	26	2:18.482	05.895	26	2:18.882	08.401	72	2:18.551	11.433	72	2:19.030	13.820
72	2:24.267	04.061	72	2:18.784	06.653	72	2:18.951	09.307	26	2:19.055	13.037	20	2:18.836	16.321
20	2:24.667	04.461	20	2:18.924	07.436	20	2:19.012	09.913	20	2:19.154	13.514	16	2:19.707	21.738
16	2:25.188	04.982	16	2:19.202	08.793	16	2:18.955	12.834	16	2:19.859	17.140	26	2:17.328	1:29.341
88	2:25.769	05.563	88	2:19.112	09.443	88	2:19.079	13.517	88	2:19.681	17.503	88	2:21.124	1:37.452
7	2:27.760	07.554	7	2:21.755	19.198	7	2:22.541	30.048	7	2:21.616	40.829	7	2:19.068	1:58.601
97	2:28.112	07.906	97	2:22.053	19.786	97	2:22.628	30.528	97	2:21.731	41.245	97	2:19.789	2:07.148
44	2:30.158	09.952	44	2:21.806	23.921	44	2:22.033	35.480	44	2:22.453	47.152	44	2:21.146	2:08.077
48	3:27.099	1:06.893												
Num	Lap Time	Gap	Num	Lap Time	Gap	Num	Lap Time	Gap	Num	Lap Time	Gap	Num	Lap Time	Gap
<b>Lap 2</b>			<b>Lap 5</b>			<b>Lap 8</b>			<b>Lap 11</b>			<b>Lap 14</b>		
17	2:18.591		17	2:18.141		17	2:18.854		17	2:18.008		17	2:18.742	
59	2:18.415	01.064	59	2:19.410	02.037	59	2:17.664	01.157	59	2:18.217	01.809	59	2:19.020	02.165
34	2:19.170	03.547	34	2:17.240	02.412	34	2:18.058	02.059	34	2:18.384	02.335	34	2:19.145	02.752
26	2:19.556	04.764	26	2:18.787	06.541	26	2:19.040	08.587	72	2:18.587	12.012	72	2:19.117	14.195
72	2:19.562	05.032	72	2:18.522	07.034	72	2:18.867	09.320	20	2:19.557	15.063	20	2:18.819	16.398
20	2:19.666	05.536	20	2:18.858	08.153	20	2:18.881	09.940	16	2:19.514	18.646	16	2:19.672	22.668
16	2:20.198	06.589	16	2:19.578	10.230	16	2:19.061	13.041	26	2:25.703	20.732	26	2:17.421	1:28.020
88	2:20.285	07.257	88	2:19.530	10.832	88	2:19.108	13.771	88	2:26.142	25.637	88	2:20.638	1:39.348
7	2:22.872	11.835	7	2:21.107	22.164	7	2:21.542	32.736	7	2:28.549	51.370	7	2:18.969	1:58.828
97	2:22.805	12.120	97	2:20.870	22.515	97	2:21.327	33.001	97	2:29.076	52.313	97	2:20.493	2:08.899
44	2:23.701	15.062	44	2:21.652	27.432	44	2:21.875	38.501	44	2:30.526	59.670	44	2:20.847	2:10.182
48	2:38.897	1:27.199												
Num	Lap Time	Gap	Num	Lap Time	Gap	Num	Lap Time	Gap	Num	Lap Time	Gap	Num	Lap Time	Gap
<b>Lap 3</b>			<b>Lap 6</b>			<b>Lap 9</b>			<b>Lap 12</b>			<b>Lap 15</b>		
17	2:18.310		17	2:17.956		17	2:17.813		17	2:17.983		17	2:25.261	
59	2:17.954	00.708	59	2:18.159	02.240	59	2:18.022	01.366	59	2:18.168	01.994	59	2:24.078	00.982
34	2:18.249	03.486	34	2:18.436	02.892	34	2:17.485	01.731	34	2:18.155	02.507	34	2:24.240	01.731
26	2:18.813	05.267	26	2:18.683	07.268	72	2:19.255	10.762	72	2:18.998	13.027	72	2:25.367	14.301
72	2:19.001	05.723	72	2:19.027	08.105	26	2:21.088	11.862	20	2:18.642	15.722	20	2:25.300	16.437
20	2:19.140	06.366	20	2:18.453	08.650	20	2:20.113	12.240	16	2:19.605	20.268	16	2:26.042	23.449
16	2:19.166	07.445	16	2:19.354	11.628	16	2:19.933	15.161	26	3:27.501	1:30.250	26	2:17.143	1:19.902
88	2:19.238	08.185	88	2:19.311	12.187	88	2:19.744	15.702	88	3:26.911	1:34.565	88	2:20.863	1:34.950
7	2:21.772	15.297	7	2:21.048	25.256	7	2:22.170	37.093	7	3:24.383	1:57.770	7	2:18.301	1:51.868
97	2:21.777	15.587	97	2:21.090	25.649	97	2:22.206	37.394	44	3:23.481	2:05.168	97	2:18.407	2:02.045
44	2:23.217	19.969	44	2:21.720	31.196	44	2:21.891	42.579	97	3:31.266	2:05.596	44	2:20.675	2:05.596





**Spa Francorchamps**  
**International GT Open**  
**Race - 2**  
**Analysis by Lap**

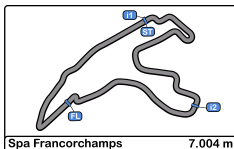


Num	Lap Time	Gap	Num	Lap Time	Gap	Num	Lap Time	Gap	Num	Lap Time	Gap
<b>Lap 16</b>			<b>Lap 19</b>			<b>Lap 22</b>			<b>Lap 25</b>		
59	3:19.947		59	2:19.751		59	2:20.990		59	2:19.223	
34	3:20.415	01.217	34	2:19.824	00.621	34	2:20.732	02.283	34	2:20.155	02.853
72	3:22.584	15.956	26	2:17.383	10.401	26	2:18.935	05.419	26	2:19.888	03.506
26	2:18.271	17.244	72	2:22.363	23.323	17	2:23.357	23.732	17	2:21.188	28.802
20	3:24.027	19.535	17	2:17.945	23.492	72	2:22.814	28.944	72	2:22.597	36.505
17	3:50.538	29.609	20	2:22.894	26.453	20	2:22.172	32.193	20	2:23.585	41.505
16	3:31.877	34.397	16	2:21.692	39.725	88	2:20.312	40.448	88	2:21.244	44.025
88	2:21.214	35.235	88	2:21.777	40.226	16	2:20.724	41.865	7	2:20.684	50.894
7	2:18.344	49.283	7	2:18.501	45.906	7	2:19.233	42.719	16	2:21.632	53.956
97	2:20.599	1:01.715	97	2:19.740	58.019	97	2:18.217	52.030	97	2:22.108	54.749
44	2:20.821	1:05.488	44	2:24.675	1:34.214	44	2:20.848	1:41.181	44	2:21.257	1:43.516
<b>Lap 17</b>			<b>Lap 20</b>			<b>Lap 23</b>			<b>Lap 26</b>		
59	2:20.078		59	2:20.311		59	2:19.931		59	2:21.048	
34	2:19.556	00.695	34	2:20.184	00.494	34	2:19.893	02.245	26	2:19.378	01.836
26	2:17.859	15.025	26	2:17.908	07.998	26	2:18.591	04.079	34	2:21.178	02.983
72	2:22.433	18.311	17	2:18.873	22.054	17	2:20.649	24.450	17	2:21.334	29.088
20	2:21.967	21.424	72	2:22.201	25.213	72	2:22.102	31.115	72	2:24.183	39.640
17	2:18.106	27.637	20	2:22.627	28.769	20	2:22.094	34.356	20	2:22.572	43.029
16	2:21.153	35.472	88	2:21.170	41.085	88	2:21.022	41.539	88	2:22.753	45.730
88	2:21.244	36.401	16	2:22.389	41.803	16	2:20.921	42.855	7	2:20.413	50.259
7	2:18.640	47.845	7	2:19.618	45.213	7	2:20.419	43.207	16	2:22.543	55.451
97	2:18.067	59.704	97	2:18.981	56.689	97	2:18.380	50.479	97	2:21.863	55.564
44	2:28.982	1:14.392	44	2:24.900	1:38.803	44	2:20.455	1:41.705	44	2:20.007	1:42.475
<b>Lap 18</b>			<b>Lap 21</b>			<b>Lap 24</b>					
59	2:19.990		59	2:20.296		59	2:20.132				
34	2:19.843	00.548	34	2:22.343	02.541	34	2:19.808	01.921			
26	2:17.734	12.769	26	2:19.772	07.474	26	2:18.894	02.841			
72	2:22.390	20.711	17	2:19.607	21.365	17	2:22.519	26.837			
20	2:21.876	23.310	72	2:22.203	27.120	72	2:22.148	33.131			
17	2:17.651	25.298	20	2:22.538	31.011	20	2:22.919	37.143			
16	2:22.302	37.784	88	2:20.337	41.126	88	2:20.597	42.004			
88	2:21.789	38.200	16	2:20.624	42.131	7	2:26.358	49.433			
7	2:19.301	47.156	7	2:19.559	44.476	16	2:28.824	51.547			
97	2:18.316	58.030	97	2:18.410	54.803	97	2:21.517	51.864			
44	2:34.888	1:29.290	44	2:22.816	1:41.323	44	2:19.909	1:41.482			



CIRCUIT DE SPA  
FRANCORCHAMPS



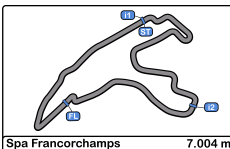


Spa Francorchamps  
International GT Open  
Race - 2  
Best Sectors Results



Sector - 1				Sector - 2				Sector - 3				Ideal Lap vs Best Lap				
Clas	Nº	Driver	Time	Nº	Driver	Time	Nº	Driver	Time	Clas	Nº	Driver	Ideal Lap	Best Lap	Clas	
1	26	Crestani - Mettler	38.354	34	Yoluc - Eastwood	1:02.802	34	Yoluc - Eastwood	35.626	1	34	Yoluc - Eastwood	2:17.160	2:17.240	2	
2	59	Ramos - Chaves	38.586	17	Prette - Abril	1:02.910	59	Ramos - Chaves	35.683	2	59	Ramos - Chaves	2:17.575	2:17.664	4	
3	72	Moss - Osborne	38.663	59	Ramos - Chaves	1:03.306	17	Prette - Abril	35.822	3	17	Prette - Abril	2:17.649	2:17.651	3	
4	16	Hahn - Rueda	38.675	20	Pierburg - Foster	1:03.569	20	Pierburg - Foster	35.875	4	72	Moss - Osborne	2:18.210	2:18.522	8	
5	34	Yoluc - Eastwood	38.732	72	Moss - Osborne	1:03.624	16	Hahn - Rueda	35.891	5	20	Pierburg - Foster	2:18.416	2:18.453	7	
6	88	Krupinski - Klien	38.831	97	Al Harthy - Canning	1:03.655	72	Moss - Osborne	35.923	6	97	Al Harthy - Canning	2:18.654	2:18.067	5	
7	7	Iribe - Millroy	38.832	88	Krupinski - Klien	1:04.004	88	Krupinski - Klien	36.085	7	16	Hahn - Rueda	2:18.778	2:18.955	9	
8	97	Al Harthy - Canning	38.853	16	Hahn - Rueda	1:04.212	97	Al Harthy - Canning	36.146	8	88	Krupinski - Klien	2:18.920	2:19.079	10	
9	17	Prette - Abril	38.917	44	Scholze - Liebhauser	1:04.421	44	Scholze - Liebhauser	36.289	9	44	Scholze - Liebhauser	2:19.772	2:19.909	11	
10	20	Pierburg - Foster	38.972	7	Iribe - Millroy	1:04.549	7	Iribe - Millroy	36.642	10	7	Iribe - Millroy	2:20.023	2:18.301	6	
11	44	Scholze - Liebhauser	39.062	48	Ortelli - Negro	1:08.598	48	Ortelli - Negro	39.090	11	48	Ortelli - Negro	2:31.137	2:38.897	12	
12	48	Ortelli - Negro	43.449	26	Crestani - Mettler	Transpon	26	Crestani - Mettler	2:24.005	12	26	Crestani - Mettler	Transpon	2:17.143	1	



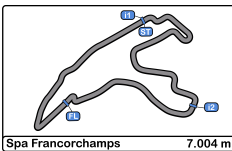


**Spa Francorchamps**  
**International GT Open**  
**Race - 2**  
**Leader Sequence**



Nº	Entrant/Team	Nat	Driver 1	Nat	Driver 2	Nat	Vehicle	Cat	Start Lap	End Lap	Laps	Total Laps
17	AF Corse / APM Monaco		Louis Prette		<u>Vincent Abril</u>		Ferrari 488 GT3	PRO	1	15	15	15
59	Teo Martín Motorsport		Miguel Ramos		<u>Henrique Chaves</u>		McLaren 720 S GT3	PRO	16	26	11	11





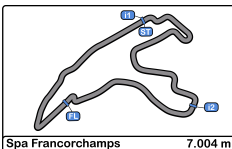
**Spa Francorchamps**  
**International GT Open**  
**Race - 2**  
**Best 5 Lap Times**



Cl	Nº	Entrant/Team	Nat	Driver 1	Nat	Status	Driver 2	Nat	Status	Vehicle	Cat	Cl	Best 1		Best 2		Best 3		Best 4		Best 5		
													Time	Lap	Time	Lap	Time	Lap	Time	Lap	Time	Lap	
1	26	Team Lazarus	ITA	Fabrizio Crestani	ITA		Yannick Mettler	CHE		Bentley Continental GT3	PRO	1	2:17.143	15	2:17.328	13	2:17.383	19	2:17.421	14	2:17.734	18	
2	34	TF Sport	GBR	Salih Yoluc	TUR		Charlie Eastwood	IRL		Aston Martin Vantage GT3	PRO	2	2:17.240	5	2:17.485	9	2:17.681	4	2:17.712	7	2:18.058	8	
3	17	AF Corse / APM Monaco	ITA	Louis Prette	MCO		Vincent Abril	MCO		Ferrari 488 GT3	PRO	3	2:17.651	18	2:17.749	7	2:17.813	9	2:17.854	4	2:17.880	10	
4	59	Teo Martín Motorsport	ESP	Miguel Ramos	PRT		Henrique Chaves	PRT		McLaren 720 S GT3	PRO	4	2:17.664	8	2:17.856	7	2:17.914	4	2:17.954	3	2:18.022	9	
5	97	Oman Racing by TF Sport	OMN	Ahmad Al Harthy	OMN		Tom Canning	GBR		Aston Martin Vantage GT3	PROAM	1	2:18.067	17	2:18.217	22	2:18.316	18	2:18.380	23	2:18.407	15	
6	7	Optimum Motorsport	GBR	Brendan Iribe	USA		Ollie Millroy	GBR		McLaren 720 S GT3	PROAM	2	2:18.301	15	2:18.344	16	2:18.501	19	2:18.640	17	2:18.969	14	
7	20	SPS Automotive Performance	DEU	Valentin Pierburg	DEU		Nicholas Foster	AUS		Mercedes AMG GT3 - 2020	PROAM	3	2:18.453	6	2:18.642	12	2:18.819	14	2:18.836	13	2:18.858	5	
8	72	Optimum Motorsport	GBR	Nick Moss	GBR		Joe Osborne	GBR		McLaren 720 S GT3	PROAM	4	2:18.522	5	2:18.551	10	2:18.587	11	2:18.784	4	2:18.867	8	
9	16	Teo Martín Motorsport	ESP	Marcelo Hahn	BRA		Fran Rueda	ESP		McLaren 720 S GT3	PROAM	5	2:18.955	7	2:19.061	8	2:19.166	3	2:19.202	4	2:19.354	6	
10	88	JP Motorsport	POL	Patryk Krupinski	POL		Christian Klien	AUT		Mercedes AMG GT3 - 2016	PROAM	6	2:19.079	7	2:19.108	8	2:19.112	4	2:19.238	3	2:19.311	6	
11	44	GetSpeed Performance	DEU	Florian Scholze	DEU		Jens Liebhauser	DEU		Mercedes AMG GT3	AM	1	2:19.909	24	2:20.007	26	2:20.455	23	2:20.675	15	2:20.821	16	
12	48	AF Corse / APM Monaco	ITA	Stephane Ortelli	MCO		Angelo Negro	ITA		Ferrari 488 GT3	PROAM	7	2:38.897	2	3:27.099	1							





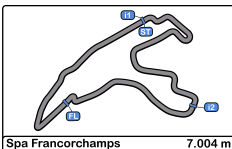


**Spa Francorchamps**  
**International GT Open**  
**Race - 2**  
**Best 5 Top Speeds**



Cl	N°	Entrant/Team	Nat	Driver 1	Nat	Driver 2	Nat	Vehicle	Cat	Cl	Top 1		Top 2		Top 3		Top 4		Top 5		Avg
											Km/h	Lap	Km/h	Lap	Km/h	Lap	Km/h	Lap	Km/h	Lap	
1	16	Teo Martín Motorsport	ESP	Marcelo Hahn	BRA	Fran Rueda	ESP	McLaren 720 S GT3	PROAM	1	274.1	23	273.4	4	273.4	9	272.7	11	272.7	12	273.2
2	26	Team Lazarus	ITA	Fabrizio Crestani	ITA	Yannick Mettler	CHE	Bentley Continental GT3	PRO	1	274.1	23	273.4	22	273.4	24	272.7	10	272.7	16	273.2
3	7	Optimum Motorsport	GBR	Brendan Iribe	USA	Ollie Millroy	GBR	McLaren 720 S GT3	PROAM	2	273.4	24	272.0	10	272.0	23	271.3	22	270.0	19	271.7
4	72	Optimum Motorsport	GBR	Nick Moss	GBR	Joe Osborne	GBR	McLaren 720 S GT3	PROAM	3	273.4	8	272.7	3	272.0	4	272.0	6	271.3	5	272.3
5	59	Teo Martín Motorsport	ESP	Miguel Ramos	PRT	Henrique Chaves	PRT	McLaren 720 S GT3	PRO	2	272.7	15	272.0	13	272.0	14	271.3	8	271.3	10	271.9
6	34	TF Sport	GBR	Salih Yoluc	TUR	Charlie Eastwood	IRL	Aston Martin Vantage GT3	PRO	3	269.3	14	268.6	11	267.9	8	267.9	13	267.9	15	268.3
7	97	Oman Racing by TF Sport	OMN	Ahmad Al Harthy	OMN	Tom Canning	GBR	Aston Martin Vantage GT3	PROAM	4	268.6	25	267.3	7	266.6	9	266.6	11	266.6	23	267.1
8	17	AF Corse / APM Monaco	ITA	Louis Prette	MCO	Vincent Abril	MCO	Ferrari 488 GT3	PRO	4	267.3	19	265.3	18	265.3	23	264.7	8	264.7	12	265.4
9	88	JP Motorsport	POL	Patryk Krupinski	POL	Christian Kliem	AUT	Mercedes AMG GT3 - 2016	PROAM	5	267.3	17	266.6	3	266.6	11	265.3	2	265.3	4	266.2
10	20	SPS Automotive Performance	DEU	Valentin Pierburg	DEU	Nicholas Foster	AUS	Mercedes AMG GT3 - 2020	PROAM	6	266.6	7	266.0	3	266.0	4	266.0	6	265.3	5	266.0
11	44	GetSpeed Performance	DEU	Florian Scholze	DEU	Jens Liebhauser	DEU	Mercedes AMG GT3	AM	1	264.0	16	263.4	15	262.1	14	262.1	23	261.5	26	262.6
12	48	AF Corse / APM Monaco	ITA	Stephane Ortelli	MCO	Angelo Negro	ITA	Ferrari 488 GT3	PROAM	7	248.2	2	225.9	1							237.1





**Spa Francorchamps**  
**International GT Open**

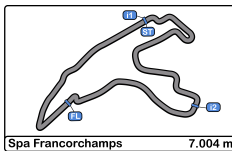
**Race - 2**

**Fastest Laps Sequence**



Lap	Time of Day	Session Time	Nº	Entrant/Team	Nat	Driver 1	Nat	Driver 2	Nat	Vehicle	Cat	Time	Km/h
2	13:54:25.843	4:38.843	17	AF Corse / APM Monaco	ITA	Louis Prette	MCO	<u>Vincent Abril</u>	MCO	Ferrari 488 GT3	PRO	2:18.591	181.9
2	13:54:26.907	4:39.907	59	Teo Martín Motorsport	ESP	Miguel Ramos	PRT	<u>Henrique Chaves</u>	PRT	McLaren 720 S GT3	PRO	2:18.415	182.1
3	13:56:44.153	6:57.153	17	AF Corse / APM Monaco	ITA	Louis Prette	MCO	<u>Vincent Abril</u>	MCO	Ferrari 488 GT3	PRO	2:18.310	182.3
3	13:56:44.861	6:57.861	59	Teo Martín Motorsport	ESP	Miguel Ramos	PRT	<u>Henrique Chaves</u>	PRT	McLaren 720 S GT3	PRO	2:17.954	182.7
4	13:59:02.007	9:15.007	17	AF Corse / APM Monaco	ITA	Louis Prette	MCO	<u>Vincent Abril</u>	MCO	Ferrari 488 GT3	PRO	2:17.854	182.9
4	13:59:05.320	9:18.320	34	TF Sport	GBR	Salih Yoluc	TUR	<u>Charlie Eastwood</u>	IRL	Aston Martin Vantage GT3	PRO	2:17.681	183.1
5	14:01:22.560	11:35.560	34	TF Sport	GBR	Salih Yoluc	TUR	<u>Charlie Eastwood</u>	IRL	Aston Martin Vantage GT3	PRO	2:17.240	183.7
15	14:25:48.532	36:01.532	26	Team Lazarus	ITA	<u>Fabrizio Crestani</u>	ITA	Yannick Mettler	CHE	Bentley Continental GT3	PRO	2:17.143	183.8





**Spa Francorchamps**  
**International GT Open**

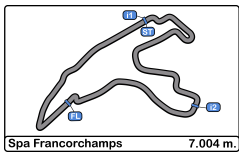
**Race - 2**

**Event Best Maximum Speed**



Nº	Entrant/Team	Nat	Driver 1	Nat	Driver 2	Nat	Vehicle	Cat	Km/h	Session
59	Teo Martín Motorsport	ESP	Miguel Ramos	PRT	Henrique Chaves	PRT	McLaren 720 S GT3	PRO	274.8	Qualifying - 2 Driver - 2
26	Team Lazarus	ITA	Fabrizio Crestani	ITA	Yannick Mettler	CHE	Bentley Continental GT3	PRO	274.1	Qualifying - 1 Driver - 1
16	Teo Martín Motorsport	ESP	Marcelo Hahn	BRA	Fran Rueda	ESP	McLaren 720 S GT3	PROAM	274.1	Qualifying - 2 Driver - 2
72	Optimum Motorsport	GBR	Nick Moss	GBR	Joe Osborne	GBR	McLaren 720 S GT3	PROAM	273.4	Free Practice - 1
7	Optimum Motorsport	GBR	Brendan Iribe	USA	Ollie Millroy	GBR	McLaren 720 S GT3	PROAM	273.4	Race - 2
48	AF Corse / APM Monaco	ITA	Stéphane Ortelli	MCO	Angelo Negro	ITA	Ferrari 488 GT3	PROAM	272.0	Qualifying - 1 Driver - 1
28	Team Lazarus	ITA	Stefano Coletti	MCO	Nico Varrone	ARG	Bentley Continental GT3	PRO	271.3	Free Practice - 1
97	Oman Racing by TF Sport	OMN	Ahmad Al Harthy	OMN	Tom Canning	GBR	Aston Martin Vantage GT3	PROAM	271.3	Qualifying - 1 Driver - 1
34	TF Sport	GBR	Salih Yoluc	TUR	Charlie Eastwood	IRL	Aston Martin Vantage GT3	PRO	270.6	Free Practice - 2
17	AF Corse / APM Monaco	ITA	Louis Prette	MCO	Vincent Abril	MCO	Ferrari 488 GT3	PRO	269.3	Free Practice - 1
20	SPS Automotive Performance	DEU	Valentin Pierburg	DEU	Nicholas Foster	AUS	Mercedes AMG GT3 - 2020	PROAM	267.9	Qualifying - 2 Driver - 2
88	JP Motorsport	POL	Patryk Krupinski	POL	Christian Klien	AUT	Mercedes AMG GT3 - 2016	PROAM	267.3	Race - 2
44	GetSpeed Performance	DEU	Florian Scholze	DEU	Jens Liebhauser	DEU	Mercedes AMG GT3	AM	265.3	Race - 1
22	PZ Oberer Zürichsee by TFT	CHE	Niki Leutwiler	CHE			Porsche GT3-R	AM	264.7	Free Practice - 1
13	AKM Motorsport	SMR	Alexey Nesov	RUS	Alexander Moiseev	RUS	Mercedes AMG GT3 - 2020	AM	263.4	Free Practice - 1
10	Baporo Motorsport	ESP	Daniel Díaz-Varela	ESP	Manel Cerqueda	AND	Audi R8 LMS	CUPAM	258.9	Qualifying - 1 Driver - 1
19	PROsport Racing	DEU	Rodrigue Gillion	BEL	Nico Verdonck	BEL	Aston Martin Vantage	CUPPA	256.5	Qualifying - 2 Driver - 2
15	NM Racing Team	ESP	Alberto de Martin	ESP	Rafael Villanueva	ESP	Mercedes AMG GT4 HP 2019	CUPPA	255.9	Qualifying - 1 Driver - 1
60	Sports and You	PRT	Antonio Coimbra	PRT	Luis Silva	PRT	Mercedes AMG GT4 HP 2019	CUPAM	254.7	Qualifying - 2 Driver - 2
51	Ombra Racing	ITA	Aldo Festante	ITA			Porsche 911 GT3 Cup 2018	CUPPA	254.1	Qualifying - 1 Driver - 1



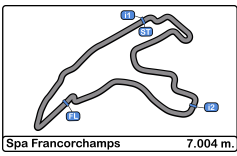


Spa Francorchamps  
International GT Open  
Race - 2  
Lap Chart

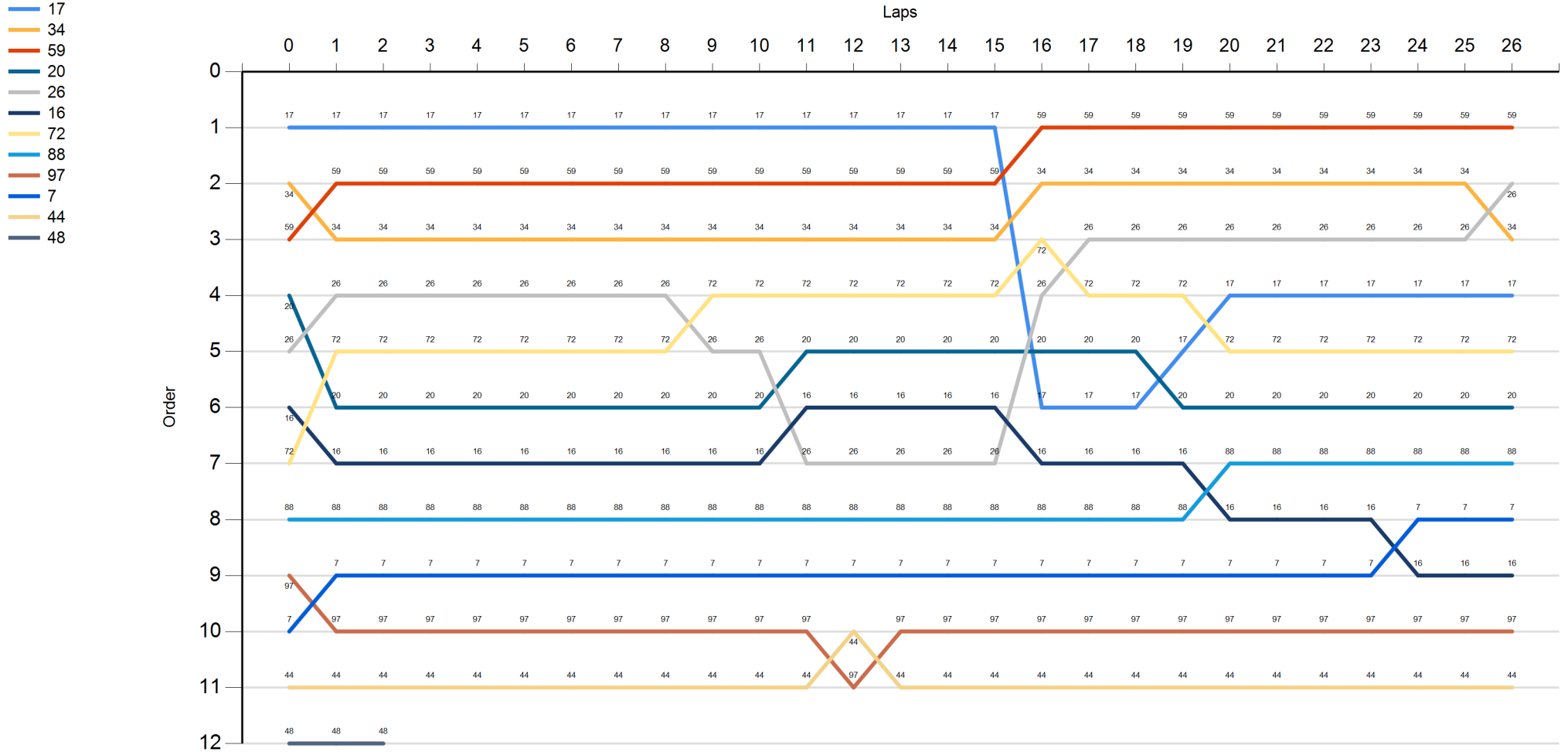


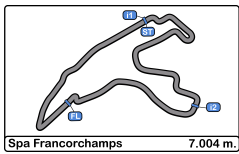
LAP																													
Nr	Po	Grid	1	2	3	4	5	6	7	8	9	10	11	12	13	14	15	16	17	18	19	20	21	22	23	24	25	26	
17	<b>1</b>	17	17	17	17	17	17	17	17	17	17	17	17	17	17	17	59	59	59	59	59	59	59	59	59	59	59	59	
34	<b>2</b>	34	59	59	59	59	59	59	59	59	59	59	59	59	59	59	34	34	34	34	34	34	34	34	34	34	34	34	26
59	<b>3</b>	59	34	34	34	34	34	34	34	34	34	34	34	34	34	34	72	26	26	26	26	26	26	26	26	26	26	26	34
20	<b>4</b>	20	26	26	26	26	26	26	26	26	72	72	72	72	72	72	26	72	72	72	72	17	17	17	17	17	17	17	17
26	<b>5</b>	26	72	72	72	72	72	72	72	72	26	26	20	20	20	20	20	20	20	20	17	72	72	72	72	72	72	72	72
16	<b>6</b>	16	20	20	20	20	20	20	20	20	20	20	16	16	16	16	16	17	17	17	20	20	20	20	20	20	20	20	20
72	<b>7</b>	72	16	16	16	16	16	16	16	16	16	16	26	26	26	26	26	16	16	16	16	88	88	88	88	88	88	88	88
88	<b>8</b>	88	88	88	88	88	88	88	88	88	88	88	88	88	88	88	88	88	88	88	88	16	16	16	16	7	7	7	7
97	<b>9</b>	97	7	7	7	7	7	7	7	7	7	7	7	7	7	7	7	7	7	7	7	7	7	7	16	16	16	16	
7	<b>10</b>	7	97	97	97	97	97	97	97	97	97	97	97	44	97	97	97	97	97	97	97	97	97	97	97	97	97	97	97
44	<b>11</b>	44	44	44	44	44	44	44	44	44	44	44	44	44	44	44	44	44	44	44	44	44	44	44	44	44	44	44	44
48	<b>12</b>	48	48	48																									





Spa Francorchamps  
International GT Open  
Race - 2  
Graphic Lap Chart



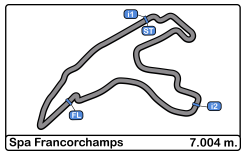


**Spa Francorchamps**  
**International GT Open**  
**Race - 2**  
**Pit Stop Analysis**



Nr.	In Day Time	Entrant/Team	Nat	Driver 1	Nat	Driver 2	Nat	Vehicle	Cat	In Time	Stop N°	Pit Time	Handicap	Penalty
26	14:15:23.858	Team Lazarus	ITA	Fabrizio Crestani	ITA	<u>Yannick Mettler</u>	CHE	Bentley Continental GT3	PRO	25:36.813	1	1:20.552	1:20	
88	14:15:28.808	JP Motorsport	POL	Patryk Krupinski	POL	<u>Christian Klien</u>	AUT	Mercedes AMG GT3 - 2016	PROAM	25:41.762	1	1:17.359	1:10	
7	14:15:54.447	Optimum Motorsport	GBR	<u>Brendan Iribe</u>	USA	Ollie Millroy	GBR	McLaren 720 S GT3	PROAM	26:07.402	1	1:16.080	1:15	
97	14:15:55.540	Oman Racing by TF Sport	OMN	<u>Ahmad Al Harthy</u>	OMN	Tom Canning	GBR	Aston Martin Vantage GT3	PROAM	26:08.495	1	1:21.417	1:20	
44	14:16:02.208	GetSpeed Performance	DEU	<u>Florian Scholze</u>	DEU	Jens Liebhauser	DEU	Mercedes AMG GT3	AM	26:15.163	1	1:12.559	1:30	-17.441
17	14:24:23.373	AF Corse / APM Monaco	ITA	Louis Prette	MCO	<u>Vincent Abril</u>	MCO	Ferrari 488 GT3	PRO	34:36.328	1	1:41.269	1:40	
59	14:24:24.432	Teo Martín Motorsport	ESP	Miguel Ramos	PRT	<u>Henrique Chaves</u>	PRT	McLaren 720 S GT3	PRO	34:37.387	1	1:10.623	1:10	
34	14:24:25.235	TF Sport	GBR	Salih Yoluc	TUR	<u>Charlie Eastwood</u>	IRL	Aston Martin Vantage GT3	PRO	34:38.189	1	1:10.328	1:10	
72	14:24:37.680	Optimum Motorsport	GBR	Nick Moss	GBR	<u>Joe Osborne</u>	GBR	McLaren 720 S GT3	PROAM	34:50.634	1	1:10.719	1:10	
20	14:24:39.879	SPS Automotive Performance	DEU	Valentin Pierburg	DEU	<u>Nicholas Foster</u>	AUS	Mercedes AMG GT3 - 2020	PROAM	34:52.833	1	1:11.575	1:10	
16	14:24:46.837	Teo Martín Motorsport	ESP	Marcelo Hahn	BRA	<u>Fran Rueda</u>	ESP	McLaren 720 S GT3	PROAM	34:59.792	1	1:21.368	1:20	
44	14:31:18.527	GetSpeed Performance	DEU	<u>Florian Scholze</u>	DEU	Jens Liebhauser	DEU	Mercedes AMG GT3	AM	41:31.481	2	23.784	1:30	-6.216

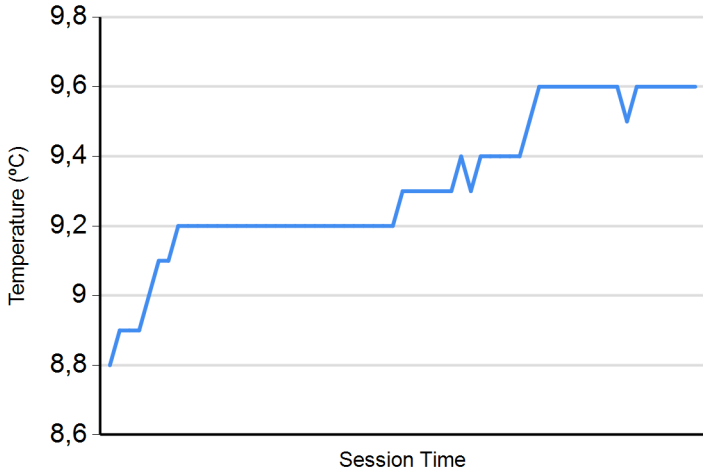




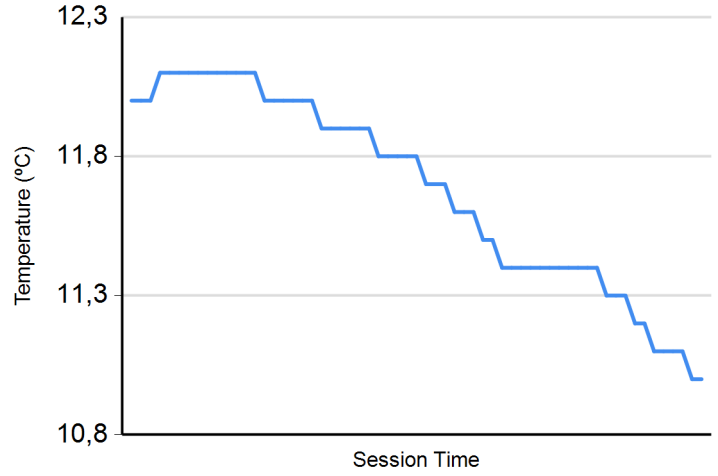
**Spa Francorchamps**  
**International GT Open**  
**Race - 2**  
**Weather Report**



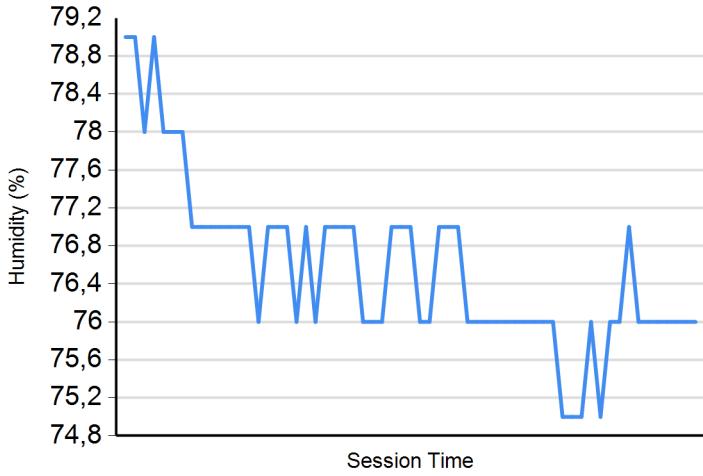
**Air Temperature**



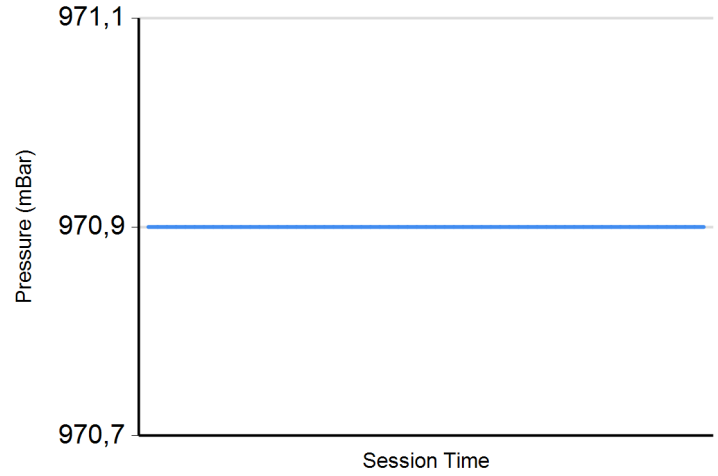
**Track Temperature**



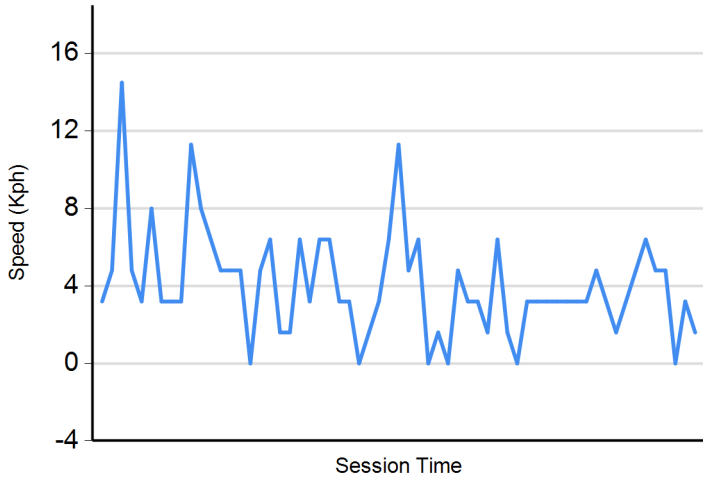
**Humidity**



**Pressure**



**Wind Speed**



**Wind direction**

North = 0°/360° Est = 90° South = 180° West = 270°

