

**Spa Francorchamps**  
**International GT Open**  
**Qualifying - 2 Driver - 2**  
**Provisional Results**




Cls	Nº	Entrant/Team	Nat	Driver 1	Nat	Driver 2	Nat	Vehicle	Cat	Cls	Laps	Best	Time	Gap	Interval	Km/h
1	17	AF Corse / APM Monaco	ITA	Louis Prette	MCO	Vincent Abril	MCO	Ferrari 488 GT3	PRO	1	9	8	2:13.724			188.5
2	34	TF Sport	GBR	Salih Yoluc	TUR	Charlie Eastwood	ITA	Aston Martin Vantage GT3	PRO	2	11	10	2:13.758	0.034	0.034	188.5
3	59	Teo Martín Motorsport	ESP	Miguel Ramos	PRT	Henrique Chaves	PRT	McLaren 720 S GT3	PRO	3	13	5	2:14.157	0.433	0.399	187.9
4	20	SPS Automotive Performance	DEU	Valentin Pierburg	DEU	Nicholas Foster	AUS	Mercedes AMG GT3 - 2020	PROAM	1	8	7	2:14.347	0.623	0.190	187.6
5	26	Team Lazarus	ITA	Fabrizio Crestani	ITA	Yannick Mettler	CHE	Bentley Continental GT3	PRO	4	12	8	2:14.403	0.679	0.056	187.6
6	16	Teo Martín Motorsport	ESP	Marcelo Hahn	BRA	Fran Rueda	ESP	McLaren 720 S GT3	PROAM	2	12	10	2:14.753	1.029	0.350	187.1
7	72	Optimum Motorsport	GBR	Nick Moss	GBR	Joe Osborne	GBR	McLaren 720 S GT3	PROAM	3	11	9	2:14.803	1.079	0.050	187.0
8	88	JP Motorsport	POL	Patryk Krupinski	POL	Christian Klien	AUT	Mercedes AMG GT3 - 2016	PROAM	4	8	6	2:15.116	1.392	0.313	186.6
9	97	Oman Racing by TF Sport	OMN	Ahmad Al Harthy	OMN	Tom Canning	GBR	Aston Martin Vantage GT3	PROAM	5	12	10	2:16.511	2.787	1.395	184.7
10	7	Optimum Motorsport	GBR	Brendan Iribe	USA	Ollie Millroy	GBR	McLaren 720 S GT3	PROAM	6	12	8	2:16.882	3.158	0.371	184.2
11	44	GetSpeed Performance	DEU	Florian Scholze	DEU	Jens Liebhauser	DEU	Mercedes AMG GT3	AM	1	12	9	2:17.349	3.625	0.467	183.5
12	48	AF Corse / APM Monaco	ITA	Stephane Ortelli	MCO	Angelo Negro	ITA	Ferrari 488 GT3	PROAM	7	13	7	2:20.734	7.010	3.385	179.1

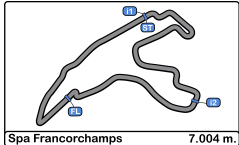
CAR 72 TIME 2:15.481 DELETED TRACK LIMITS AT T 4  
 CAR 17 TIME 2:17.253 DELETED TRACK LIMITS AT T 4  
 CAR 7 TIME 2:18.571 DELETED TRACK LIMITS AT T 4, 9 AND 17  
 CAR 59 TIME 2:19.467 DELETED TRACK LIMITS AT T 9  
 CAR 10 TIME 2:28.268 DELETED TRACK LIMITS AT T 1 AND 17  
 CAR 44 TIME 2:17.759 DELETED TRACK LIMITS AT T 4  
 CAR 60 TIME 2:28.350 DELETED TRACK LIMITS AT T 1  
 CAR 44 TIME 2:17.349 DELETED TRACK LIMITS AT T 4 AND 9  
 CAR 59 TIME 2:13.305 DELETED TRACK LIMITS

Published at:.....

Track Temp: 5.4 °C    Air Temp: 3.7 °C    Humidity: 91 %    Track Status: DRY

Stewards:	Race Director:	Timekeeper: 
-----------	----------------	---





**Spa Francorchamps**  
**International GT Open**  
**Qualifying - 2 Driver - 2**  
**Provisional Results by Class**



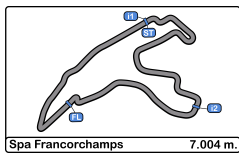
Cls	Nº	Entrant/Team	Nat	Driver 1	Nat	Driver 2	Nat	Vehicle	Cat	Cls	Laps	Best	Time	Gap	Interval	Km/h
<b>PRO</b>																
1	17	AF Corse / APM Monaco	ITA	Louis Prette	MCO	Vincent Abril	MCO	Ferrari 488 GT3	PRO	1	9	8	2:13.724			188.5
2	34	TF Sport	GBR	Salih Yoluc	TUR	Charlie Eastwood	IRL	Aston Martin Vantage GT3	PRO	2	11	10	2:13.758	0.034	0.034	188.5
3	59	Teo Martín Motorsport	ESP	Miguel Ramos	PRT	Henrique Chaves	PRT	McLaren 720 S GT3	PRO	3	13	5	2:14.157	0.433	0.399	187.9
4	26	Team Lazarus	ITA	Fabrizio Crestani	ITA	Yannick Mettler	CHE	Bentley Continental GT3	PRO	4	12	8	2:14.403	0.679	0.246	187.6
<b>PROAM</b>																
1	20	SPS Automotive Performance	DEU	Valentin Pierburg	DEU	Nicholas Foster	AUS	Mercedes AMG GT3 - 2020	PROAM	1	8	7	2:14.347			187.6
2	16	Teo Martín Motorsport	ESP	Marcelo Hahn	BRA	Fran Rueda	ESP	McLaren 720 S GT3	PROAM	2	12	10	2:14.753	0.406	0.406	187.1
3	72	Optimum Motorsport	GBR	Nick Moss	GBR	Joe Osborne	GBR	McLaren 720 S GT3	PROAM	3	11	9	2:14.803	0.456	0.050	187.0
4	88	JP Motorsport	POL	Patryk Krupinski	POL	Christian Klien	AUT	Mercedes AMG GT3 - 2016	PROAM	4	8	6	2:15.116	0.769	0.313	186.6
5	97	Oman Racing by TF Sport	GBR	Ahmad Al Harthy	OMN	Tom Canning	GBR	Aston Martin Vantage GT3	PROAM	5	12	10	2:16.511	2.164	1.395	184.7
6	7	Optimum Motorsport	GBR	Brendan Iribe	USA	Ollie Millroy	GBR	McLaren 720 S GT3	PROAM	6	12	8	2:16.882	2.535	0.371	184.2
7	48	AF Corse / APM Monaco	ITA	Stephane Ortelli	MCO	Angelo Negro	ITA	Ferrari 488 GT3	PROAM	7	13	7	2:20.734	6.387	3.852	179.1
<b>AM</b>																
1	44	GetSpeed Performance	DEU	Florian Scholze	DEU	Jens Liebhauser	DEU	Mercedes AMG GT3	AM	1	12	9	2:17.349			183.5

Published at:.....

Track Temp: 5.4 °C    Air Temp: 3.7 °C    Humidity: 91 %    Track Status: DRY

<b>Stewards:</b>	<b>Race Director:</b>	<b>Timekeeper:</b>
------------------	-----------------------	--------------------





**Spa Francorchamps**  
**International GT Open**  
**Qualifying - 2 Driver - 2**  
**Lap Analysis**



**7** 1 Brendan Iribe McLaren 720 S GT3 **26** 1 Fabrizio Crestani Bentley Continental GT3  
 PROAM 2 Ollie Millroy Optimum Motorsport PRO 2 Yannick Mettler Team Lazarus

Lap	D	Time	Sector 1	Sector 2	Sector 3	T. Spd	Elapsed	Lap	D	Time	Sector 1	Sector 2	Sector 3	T. Spd	Elapsed
1	1	9:43:17.103	9:41:36.022	1:04.749	36.332	258.9	9:43:17.103	1	2	9:42:35.862	9:40:54.973		9:42:35.862	251.7	9:42:35.862
2	1	<del>2:18.674</del>	39.240		2:54.903	267.3	9:45:35.674	2	2	2:15.725	38.516		9:44:51.587	268.6	9:44:51.587
3	1	2:19.217	39.117		5:14.120	267.9	9:47:54.891	3	2	2:14.911	38.102		9:47:06.498	270.0	9:47:06.498
4	1	2:18.333	39.479	1:03.194	35.660	266.6	9:50:13.224	4	2	2:16.048	38.493		9:49:22.546	272.7	9:49:22.546
5	1	2:18.114	38.900	1:03.280	35.934	267.3	9:52:31.338	5	2	2:17.154	38.170		9:51:39.700	272.7	9:51:39.700
6	1	2:49.362 P	38.993	1:07.075	1:03.294	267.3	9:55:20.700	6	2	2:27.693 P	38.183		9:54:07.393	272.7	9:54:07.393
7	1	12:30.436	10:50.516	1:03.230	36.690	262.7	10:07:51.136	7	2	16:09.640	14:30.198		10:10:17.033	265.3	10:10:17.033
8	1	<b>2:16.882</b>	39.199		2:53.572	268.6	10:10:08.018	8	2	<b>2:14.403</b>	38.100		10:12:31.436	270.6	10:12:31.436
9	1	2:17.051	38.611	<b>1:02.730</b>	35.710	269.3	10:12:25.069	9	2	2:14.610	<b>37.856</b>		10:14:46.046	272.7	10:14:46.046
10	1	2:17.034	38.334	1:03.161	<b>35.539</b>	271.3	10:14:42.103	10	2	2:16.418	37.877	<b>1:01.954</b>	<b>36.587</b>	273.4	10:17:02.464
11	1	2:17.463	<b>38.312</b>		2:53.002	270.0	10:16:59.566	11	2	2:26.665	41.292		3:03.252	233.7	10:19:29.129
12	1	2:28.336 P	38.797		5:21.338	270.6	10:19:27.902	12	2	2:33.116 P	41.137		5:36.368	254.7	10:22:02.245

**16** 1 Marcelo Hahn McLaren 720 S GT3 **34** 1 Salih Yoluc Aston Martin Vantage GT3  
 PROAM 2 Fran Rueda Teo Martín Motorsport PRO 2 Charlie Eastwood TF Sport

Lap	D	Time	Sector 1	Sector 2	Sector 3	T. Spd	Elapsed	Lap	D	Time	Sector 1	Sector 2	Sector 3	T. Spd	Elapsed
1	2	9:42:44.940	9:40:56.649	1:07.063	41.228	183.0	9:42:44.940	1	2	9:42:58.954	9:41:16.188	1:06.006	36.760	187.1	9:42:58.954
2	2	2:20.222	39.099	1:04.930	36.193	270.0	9:45:05.162	2	2	2:22.992 P	38.970		2:59.752	264.7	9:45:21.946
3	2	2:29.312 P	40.623	1:05.181	43.508	264.7	9:47:34.474	3	2	3:00.376	1:19.884	1:03.116	37.376	221.3	9:48:22.322
4	2	4:09.044	2:29.589	1:03.206	36.249	262.7	9:51:43.518	4	2	2:14.348	38.349		2:51.724	267.3	9:50:36.670
5	2	2:29.960 P	38.144	1:02.155	49.661	272.7	9:54:13.478	5	2	2:14.031	38.173		5:05.755	270.0	9:52:50.701
6	2	11:15.101	9:36.011	1:03.192	35.898	258.9	10:05:28.579	6	2	3:49.194 P	38.759	1:38.159	1:32.276	242.1	9:56:39.895
7	2	2:15.716	38.318	1:02.213	35.185	272.0	10:07:44.295	7	2	15:17.469 P	13:30.161	1:04.459	42.849	240.5	10:11:57.364
8	2	2:23.335 P	38.657	1:03.326	41.352	270.0	10:10:07.630	8	2	3:19.173	1:41.072	<b>1:02.954</b>	<b>35.147</b>	252.9	10:15:16.537
9	2	4:06.093	2:28.472	1:02.351	35.270	266.0	10:14:13.723	9	2	2:13.764	38.103		2:48.911	267.9	10:17:30.301
10	2	<b>2:14.753</b>	<b>37.936</b>	<b>1:01.807</b>	<b>35.010</b>	273.4	10:16:28.476	10	2	<b>2:13.758</b>	<b>38.081</b>		5:02.669	269.3	10:19:44.059
11	2	2:17.115	38.197	1:01.975	36.943	274.1	10:18:45.591	11	2	3:16.997 P	53.386	1:23.002	1:00.609	148.7	10:23:01.056
12	2	2:33.464 P	38.071	1:09.272	46.121	274.1	10:21:19.055								

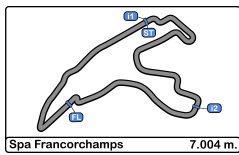
**17** 1 Louis Prette Ferrari 488 GT3 **44** 1 Florian Scholze Mercedes AMG GT3  
 PRO 2 Vincent Abril AF Corse / APM Monaco AM 2 Jens Liebhauser GetSpeed Performance

Lap	D	Time	Sector 1	Sector 2	Sector 3	T. Spd	Elapsed	Lap	D	Time	Sector 1	Sector 2	Sector 3	T. Spd	Elapsed
1	2	9:43:24.899	9:41:40.691	1:04.930	39.278	254.7	9:43:24.899	1	1	9:43:45.685	9:41:58.409	1:09.200	38.076	252.9	9:43:45.685
2	2	<del>2:47.263</del>	38.720	1:02.905	35.628	266.6	9:45:42.152	2	1	2:23.148	40.256	1:06.297	36.595	257.1	9:46:08.833
3	2	2:27.790 P	38.427	1:06.030	43.333	268.6	9:48:09.942	3	1	2:22.132	39.534	1:05.247	37.351	259.6	9:48:30.965
4	2	3:28.621	1:48.585	1:03.570	36.466	258.3	9:51:38.563	4	1	2:22.828	40.134	1:05.606	37.088	256.5	9:50:53.793
5	2	2:25.320 P	38.291	1:00.682	46.347	266.0	9:54:03.883	5	1	2:29.448 P	39.443	1:05.000	45.005	259.6	9:53:23.241
6	2	13:34.803	11:54.526	1:03.921	36.356	250.0	10:07:38.686	6	1	13:21.430	11:40.395	1:04.872	36.163	252.9	10:06:44.671
7	2	2:13.899	38.216	1:00.650	35.033	265.3	10:09:52.585	7	1	2:17.971	39.012	1:03.017	35.942	261.5	10:09:02.642
8	2	<b>2:13.724</b>	<b>38.179</b>	<b>1:00.599</b>	<b>34.946</b>	266.0	10:12:06.309	8	1	<del>2:17.760</del>	38.843	1:02.972	35.944	261.5	10:11:20.401
9	2	2:42.380 P	38.213	1:10.664	53.503	234.2	10:14:48.689	9	1	<b>2:17.349</b>	38.865	<b>1:02.587</b>	<b>35.897</b>	260.8	10:13:37.750
								10	1	2:17.712	38.992	1:02.789	35.931	260.2	10:15:55.462
								11	1	2:17.601	<b>38.789</b>	1:02.662	36.150	262.1	10:18:13.063
								12	1	2:35.697 P	39.445	1:08.932	47.320	247.7	10:20:48.760

**20** 1 Valentin Pierburg Mercedes AMG GT3 - 2020  
 PROAM 2 Nicholas Foster SPS Automotive Performance

Lap	D	Time	Sector 1	Sector 2	Sector 3	T. Spd	Elapsed
1	2	9:48:06.457	9:46:21.265	1:06.506	38.686	162.1	9:48:06.457
2	2	2:19.057	39.216	1:04.190	35.651	264.0	9:50:25.514
3	2	2:18.028	39.021	1:03.168	35.839	264.7	9:52:43.542
4	2	3:53.234 P	38.712	1:43.937	1:30.585	266.6	9:56:36.776
5	2	11:28.927	9:38.337	1:09.613	40.977	241.6	10:08:05.703
6	2	2:14.707	38.376	1:01.106	35.225	267.3	10:10:20.410
7	2	<b>2:14.347</b>	<b>38.308</b>	<b>1:00.918</b>	<b>35.121</b>	267.9	10:12:34.757
8	2	2:36.358 P	38.438	1:09.247	48.673	254.1	10:15:11.115





**Spa Francorchamps**  
**International GT Open**  
**Qualifying - 2 Driver - 2**  
**Lap Analysis**



**48**

1 Stephane Ortelli Ferrari 488 GT3  
 PROAM 2 Angelo Negro AF Corse / APM Monaco

Lap	D	Time	Sector 1	Sector 2	Sector 3	T. Spd	Elapsed
1	2	9:43:10.496	9:41:25.124	1:07.573	37.799	204.1	9:43:10.496
2	2	2:22.947	41.955	1:03.810	37.182	253.5	9:45:33.443
3	2	2:34.445	40.448	1:12.654	41.343	255.3	9:48:07.888
4	2	2:21.786	40.235	1:04.300	37.251	260.2	9:50:29.674
5	2	2:40.960 P	40.408	1:08.383	52.169	260.2	9:53:10.634
6	2	13:43.292	12:02.247	1:04.104	36.941	255.9	10:06:53.926
7	2	2:20.734	39.700	1:03.733	37.301	262.7	10:09:14.660
8	2	2:21.073	40.073	1:03.774	37.226	258.9	10:11:35.733
9	2	2:20.828	39.763	1:03.899	37.166	260.8	10:13:56.561
10	2	2:36.693	40.758	1:09.081	46.854	252.9	10:16:33.254
11	2	2:27.017	40.765	1:07.021	39.231	259.6	10:19:00.271
12	2	2:20.867	39.753	1:04.294	36.820	260.2	10:21:21.138
13	2	2:35.484 P	41.390	1:05.427	48.667	257.1	10:23:56.622

**59**

1 Miguel Ramos McLaren 720 S GT3  
 PRO 2 Henrique Chaves Teo Martin Motorsport

Lap	D	Time	Sector 1	Sector 2	Sector 3	T. Spd	Elapsed
1	2	9:42:36.954	9:40:51.377	1:06.161	39.416	231.7	9:42:36.954
2	2	2:19.467	40.003	1:03.737	35.727	259.6	9:44:56.421
3	2	2:26.350 P	38.768	1:02.480	45.102	270.0	9:47:22.771
4	2	3:52.380	2:13.554	1:02.281	36.545	261.5	9:51:15.151
5	2	2:14.157	38.292	1:00.986	34.879	270.6	9:53:29.308
6	2	3:14.071 P	49.247	1:11.566	1:13.258	177.6	9:56:43.379
7	2	8:41.845	7:03.368	1:02.743	35.734	261.5	10:05:25.224
8	2	2:14.643	38.301	1:01.425	34.917	269.3	10:07:39.867
9	2	2:20.678 P	38.213	1:01.719	40.746	272.0	10:10:00.545
10	2	3:03.607	1:26.431	1:01.579	35.597	272.0	10:13:04.152
11	2	2:13.305	37.897	1:00.634	34.774	272.0	10:15:17.457
12	2	2:14.261	37.739	1:01.455	35.067	274.8	10:17:31.718
13	2	2:22.173 P	37.799	1:01.717	42.657	274.1	10:19:53.891

**72**

1 Nick Moss McLaren 720 S GT3  
 PROAM 2 Joe Osborne Optimum Motorsport

Lap	D	Time	Sector 1	Sector 2	Sector 3	T. Spd	Elapsed
1	2	9:42:41.344	9:40:55.787	1:04.504	41.053	257.7	9:42:41.344
2	2	2:15.481	38.508		2:56.534	270.6	9:44:56.825
3	2	2:24.716	38.660	1:04.381	41.675	256.5	9:47:21.541
4	2	2:16.317	38.568		2:57.992	271.3	9:49:37.858
5	2	2:28.171 P	39.787		5:26.163	264.0	9:52:06.029
6	2	15:43.579	14:01.251	1:03.777	38.551	230.2	10:07:49.608
7	2	2:14.966	38.404	1:01.504	35.058	270.6	10:10:04.574
8	2	2:14.826	38.331	1:01.382	35.113	270.6	10:12:19.400
9	2	2:14.803	38.042	1:01.533	35.228	272.0	10:14:34.203
10	2	2:21.264	39.444		2:56.492	216.8	10:16:55.467
11	2	2:40.873 P	38.234	1:03.049	59.590	270.0	10:19:36.340

**88**

1 Patryk Krupinski Mercedes AMG GT3 - 2016  
 PROAM 2 Christian Klien JP Motorsport

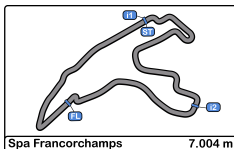
Lap	D	Time	Sector 1	Sector 2	Sector 3	T. Spd	Elapsed
1	2	9:44:25.763	9:42:46.079	1:03.347	36.337	225.9	9:44:25.763
2	2	2:15.467	38.403		2:51.804	264.0	9:46:41.230
3	2	2:15.561	38.454	1:01.752	35.355	264.7	9:48:56.791
4	2	2:31.215 P	40.615	1:06.630	43.970	250.5	9:51:28.006
5	2	23:40.303	21:55.295	1:02.021	42.987	251.7	10:15:08.309
6	2	2:15.116	38.529	1:01.261	35.326	260.8	10:17:23.425
7	2	2:15.142	38.481	1:01.327	35.334	262.7	10:19:38.567
8	2	2:39.081 P	44.754	1:08.435	45.892	213.0	10:22:17.648

**97**

1 Ahmad Al Harthy Aston Martin Vantage GT3  
 PROAM 2 Tom Canning Oman Racing by TF Sport

Lap	D	Time	Sector 1	Sector 2	Sector 3	T. Spd	Elapsed
1	1	9:43:08.147	9:41:21.942	1:08.822	37.383	217.7	9:43:08.147
2	1	2:28.158 P	39.545	1:04.571	44.042	264.0	9:45:36.305
3	1	3:23.816	1:40.089	1:07.151	36.576	252.9	9:49:00.121
4	1	2:17.231	38.921	1:02.720	35.590	269.3	9:51:17.352
5	1	2:16.626	38.748	1:02.422	35.456	267.3	9:53:33.978
6	1	3:21.088 P	53.166	1:31.066	56.856	172.5	9:56:55.066
7	1	14:49.489	13:05.824	1:06.111	37.554	255.3	10:11:44.555
8	1	2:16.904	38.833	1:02.545	35.526	266.6	10:14:01.459
9	1	2:19.115	38.636	1:03.863	36.616	267.3	10:16:20.574
10	1	2:16.511	38.692	1:02.385	35.434	266.6	10:18:37.085
11	1	2:16.628	39.001	1:02.212	35.415	265.3	10:20:53.713
12	1	2:46.767 P	48.300	1:08.144	50.323	225.0	10:23:40.480



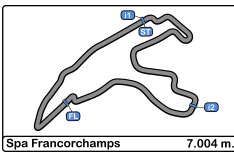


Spa Francorchamps  
International GT Open  
Qualifying - 2 Driver - 2  
Best Sectors Results



Sector - 1				Sector - 2				Sector - 3				Ideal Lap vs Best Lap				
Clas	Nº	Driver	Time	Nº	Driver	Time	Nº	Driver	Time	Clas	Nº	Driver	Ideal Lap	Best Lap	Clas	
1	59	Henrique Chaves	37.739	17	Vincent Abril	1:00.599	59	Henrique Chaves	34.774	1	59	Henrique Chaves	2:13.147	2:14.157	3	
2	26	Yannick Mettler	37.856	59	Henrique Chaves	1:00.634	17	Vincent Abril	34.946	2	17	Vincent Abril	2:13.724	2:13.724	1	
3	16	Fran Rueda	37.936	20	Nicholas Foster	1:00.918	16	Fran Rueda	35.010	3	20	Nicholas Foster	2:14.347	2:14.347	4	
4	72	Joe Osborne	38.042	88	Christian Klien	1:01.261	72	Joe Osborne	35.058	4	72	Joe Osborne	2:14.482	2:14.803	7	
5	34	Charlie Eastwood	38.081	72	Joe Osborne	1:01.382	20	Nicholas Foster	35.121	5	16	Fran Rueda	2:14.753	2:14.753	6	
6	17	Vincent Abril	38.179	16	Fran Rueda	1:01.807	34	Charlie Eastwood	35.147	6	88	Christian Klien	2:14.990	2:15.116	8	
7	20	Nicholas Foster	38.308	26	Yannick Mettler	1:01.954	88	Christian Klien	35.326	7	34	Charlie Eastwood	2:16.182	2:13.758	2	
8	7	Brendan Iribe	38.312	97	Ahmad Al Harthy	1:02.212	97	Ahmad Al Harthy	35.415	8	97	Ahmad Al Harthy	2:16.263	2:16.511	9	
9	88	Christian Klien	38.403	44	Florian Scholze	1:02.587	7	Brendan Iribe	35.539	9	26	Yannick Mettler	2:16.397	2:14.403	5	
10	97	Ahmad Al Harthy	38.636	7	Brendan Iribe	1:02.730	44	Florian Scholze	35.897	10	7	Brendan Iribe	2:16.581	2:16.882	10	
11	44	Florian Scholze	38.789	34	Charlie Eastwood	1:02.954	26	Yannick Mettler	36.587	11	44	Florian Scholze	2:17.273	2:17.349	11	
12	48	Angelo Negro	39.700	48	Angelo Negro	1:03.733	48	Angelo Negro	36.820	12	48	Angelo Negro	2:20.253	2:20.734	12	



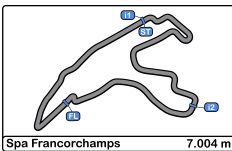


**Spa Francorchamps**  
**International GT Open**  
**Qualifying - 2 Driver - 2**  
**Best 5 Lap Times**



Cl	Nº	Entrant/Team	Nat	Driver 1	Nat	Status	Driver 2	Nat	Status	Vehicle	Cat	Cl	Best 1		Best 2		Best 3		Best 4		Best 5	
													Time	Lap	Time	Lap	Time	Lap	Time	Lap	Time	Lap
1	17	AF Corse / APM Monaco	ITA	Louis Prette	MCO		Vincent Abril	MCO		Ferrari 488 GT3	PRO	1	2:13.724	8	2:13.899	7	2:27.790	3	2:42.380	9	3:28.621	4
2	34	TF Sport	GBR	Salih Yoluc	TUR		Charlie Eastwood	IRL		Aston Martin Vantage GT3	PRO	2	2:13.758	10	2:13.764	9	2:14.031	5	2:14.348	4	2:22.992	2
3	59	Teo Martín Motorsport	ESP	Miguel Ramos	PRT		Henrique Chaves	PRT		McLaren 720 S GT3	PRO	3	2:14.157	5	2:14.261	12	2:14.643	8	2:20.678	9	2:22.173	13
4	20	SPS Automotive Performance	DEU	Valentin Pierburg	DEU		Nicholas Foster	AUS		Mercedes AMG GT3 - 2020	PROAM	1	2:14.347	7	2:14.707	6	2:18.028	3	2:19.057	2	2:36.358	8
5	26	Team Lazarus	ITA	Fabrizio Crestani	ITA		Yannick Mettler	CHE		Bentley Continental GT3	PRO	4	2:14.403	8	2:14.610	9	2:14.911	3	2:15.725	2	2:16.048	4
6	16	Teo Martín Motorsport	ESP	Marcelo Hahn	BRA		Fran Rueda	ESP		McLaren 720 S GT3	PROAM	2	2:14.753	10	2:15.716	7	2:17.115	11	2:20.222	2	2:23.335	8
7	72	Optimum Motorsport	GBR	Nick Moss	GBR		Joe Osborne	GBR		McLaren 720 S GT3	PROAM	3	2:14.803	9	2:14.826	8	2:14.966	7	2:16.317	4	2:21.264	10
8	88	JP Motorsport	POL	Patryk Krupinski	POL		Christian Klien	AUT		Mercedes AMG GT3 - 2016	PROAM	4	2:15.116	6	2:15.142	7	2:15.467	2	2:15.561	3	2:31.215	4
9	97	Oman Racing by TF Sport	OMN	Ahmad Al Harthy	OMN		Tom Canning	GBR		Aston Martin Vantage GT3	PROAM	5	2:16.511	10	2:16.626	5	2:16.628	11	2:16.904	8	2:17.231	4
10	7	Optimum Motorsport	GBR	Brendan Iribe	USA		Ollie Millroy	GBR		McLaren 720 S GT3	PROAM	6	2:16.882	8	2:17.034	10	2:17.051	9	2:17.463	11	2:18.114	5
11	44	GetSpeed Performance	DEU	Florian Scholze	DEU		Jens Liebhauser	DEU		Mercedes AMG GT3	AM	1	2:17.349	9	2:17.601	11	2:17.712	10	2:17.971	7	2:22.132	3
12	48	AF Corse / APM Monaco	ITA	Stephane Ortelli	MCO		Angelo Negro	ITA		Ferrari 488 GT3	PROAM	7	2:20.734	7	2:20.828	9	2:20.867	12	2:21.073	8	2:21.786	4






Spa Francorchamps  
International GT Open  
Qualifying - 2 Driver - 2  
Best 5 Top Speeds



Cl	N°	Entrant/Team	Nat	Driver 1	Nat	Driver 2	Nat	Vehicle	Cat	Cl	Top 1		Top 2		Top 3		Top 4		Top 5		Avg
											Km/h	Lap	Km/h	Lap	Km/h	Lap	Km/h	Lap	Km/h	Lap	
1	59	Teo Martín Motorsport	ESP	Miguel Ramos	PRY	Henrique Chaves	PRY	McLaren 720 S GT3	PRO	1	274.8	12	274.1	13	272.0	9	272.0	10	272.0	11	273.0
2	16	Teo Martín Motorsport	ESP	Marcelo Hahn	BRA	Fran Rueda	ESP	McLaren 720 S GT3	PROAM	1	274.1	11	274.1	12	273.4	10	272.7	5	272.0	7	273.2
3	26	Team Lazarus	ITA	Fabrizio Crestani	ITA	Yannick Mettler	CHE	Bentley Continental GT3	PRO	2	273.4	10	272.7	4	272.7	5	272.7	6	272.7	9	272.8
4	72	Optimum Motorsport	GBR	Nick Moss	GBR	Joe Osborne	GBR	McLaren 720 S GT3	PROAM	2	272.0	9	271.3	4	270.6	2	270.6	7	270.6	8	271.0
5	7	Optimum Motorsport	GBR	Brendan Iribe	USA	Ollie Millroy	GBR	McLaren 720 S GT3	PROAM	3	271.3	10	270.6	12	270.0	11	269.3	9	268.6	8	270.0
6	34	TF Sport	GBR	Salih Yoluc	TUR	Charlie Eastwood	IRL	Aston Martin Vantage GT3	PRO	3	270.0	5	269.3	10	267.9	9	267.3	4	264.7	2	267.8
7	97	Oman Racing by TF Sport	OMN	Ahmad Al Harthy	OMN	Tom Canning	GBR	Aston Martin Vantage GT3	PROAM	4	269.3	4	267.3	5	267.3	9	266.6	8	266.6	10	267.4
8	17	AF Corse / APM Monaco	ITA	Louis Prette	MCO	Vincent Abril	MCO	Ferrari 488 GT3	PRO	4	268.6	3	266.6	2	266.0	5	266.0	8	265.3	7	266.5
9	20	SPS Automotive Performance	DEU	Valentin Pierburg	DEU	Nicholas Foster	AUS	Mercedes AMG GT3 - 2020	PROAM	5	267.9	7	267.3	6	266.6	4	264.7	3	264.0	2	266.1
10	88	JP Motorsport	POL	Patryk Krupinski	POL	Christian Klien	AUT	Mercedes AMG GT3 - 2016	PROAM	6	264.7	3	264.0	2	262.7	7	260.8	6	251.7	5	260.8
11	48	AF Corse / APM Monaco	ITA	Stephane Ortelli	MCO	Angelo Negro	ITA	Ferrari 488 GT3	PROAM	7	262.7	7	260.8	9	260.2	4	260.2	5	260.2	12	260.8
12	44	GetSpeed Performance	DEU	Florian Scholze	DEU	Jens Liebhauser	DEU	Mercedes AMG GT3	AM	1	262.1	11	261.5	7	261.5	8	260.8	9	260.2	10	261.2





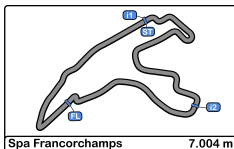
**Spa Francorchamps**  
**International GT Open**  
**Qualifying - 2 Driver - 2**  
**Fastest Laps Sequence**



Lap	Time of Day	Session Time	Nº	Entrant/Team	Nat	Driver 1	Nat	Driver 2	Nat	Vehicle	Cat	Time	Km/h
2	9:44:51.587	4:51.587	26	Team Lazarus		Fabrizio Crestani		<u>Yannick Mettler</u>		Bentley Continental GT3	PRO	2:15.725	185.7
2	9:46:41.230	6:41.230	88	JP Motorsport		Patryk Krupinski		<u>Christian Kliem</u>		Mercedes AMG GT3 - 2016	PROAM	2:15.467	186.1
3	9:47:06.498	7:06.498	26	Team Lazarus		Fabrizio Crestani		<u>Yannick Mettler</u>		Bentley Continental GT3	PRO	2:14.911	186.8
4	9:50:36.670	10:36.670	34	TF Sport		Salih Yoluc		<u>Charlie Eastwood</u>		Aston Martin Vantage GT3	PRO	2:14.348	187.6
5	9:52:50.701	12:50.701	34	TF Sport		Salih Yoluc		<u>Charlie Eastwood</u>		Aston Martin Vantage GT3	PRO	2:14.031	188.1
7	10:09:52.585	29:52.585	17	AF Corse / APM Monaco		Louis Prette		<u>Vincent Abril</u>		Ferrari 488 GT3	PRO	2:13.899	188.3
8	10:12:06.309	32:06.309	17	AF Corse / APM Monaco		Louis Prette		<u>Vincent Abril</u>		Ferrari 488 GT3	PRO	2:13.724	188.5





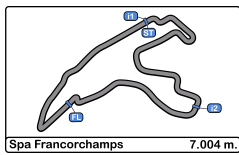


**Spa Francorchamps**  
**International GT Open**  
**Qualifying - 2 Driver - 2**  
**Event Best Maximum Speed**



Nº	Entrant/Team	Nat	Driver 1	Nat	Driver 2	Nat	Vehicle	Cat	Km/h	Session
59	Teo Martín Motorsport	ESP	Miguel Ramos	PRT	Henrique Chaves	PRT	McLaren 720 S GT3	PRO	274.8	Qualifying - 2 Driver - 2
26	Team Lazarus	ITA	Fabrizio Crestani	ITA	Yannick Mettler	CHE	Bentley Continental GT3	PRO	274.1	Qualifying - 1 Driver - 1
16	Teo Martín Motorsport	ESP	Marcelo Hahn	BRA	Fran Rueda	ESP	McLaren 720 S GT3	PROAM	274.1	Qualifying - 2 Driver - 2
72	Optimum Motorsport	GBR	Nick Moss	GBR	Joe Osborne	GBR	McLaren 720 S GT3	PROAM	273.4	Free Practice - 1
48	AF Corse / APM Monaco	ITA	Stephane Ortelli	MCO	Angelo Negro	ITA	Ferrari 488 GT3	PROAM	272.0	Qualifying - 1 Driver - 1
28	Team Lazarus	ITA	Stefano Coletti	MCO	Nico Varrone	ARG	Bentley Continental GT3	PRO	271.3	Free Practice - 1
97	Oman Racing by TF Sport	OMN	Ahmad Al Harthy	OMN	Tom Canning	GBR	Aston Martin Vantage GT3	PROAM	271.3	Qualifying - 1 Driver - 1
7	Optimum Motorsport	GBR	Brendan Iribe	USA	Ollie Millroy	GBR	McLaren 720 S GT3	PROAM	271.3	Qualifying - 2 Driver - 2
34	TF Sport	GBR	Salih Yoluc	TUR	Charlie Eastwood	IRL	Aston Martin Vantage GT3	PRO	270.6	Race - 1
17	AF Corse / APM Monaco	ITA	Louis Prette	MCO	Vincent Abril	MCO	Ferrari 488 GT3	PRO	269.3	Free Practice - 1
20	SPS Automotive Performance	DEU	Valentin Pierburg	DEU	Nicholas Foster	AUS	Mercedes AMG GT3 - 2020	PROAM	267.9	Qualifying - 2 Driver - 2
88	JP Motorsport	POL	Patryk Krupinski	POL	Christian Klien	AUT	Mercedes AMG GT3 - 2016	PROAM	266.0	Qualifying - 1 Driver - 1
44	GetSpeed Performance	DEU	Florian Scholze	DEU	Jens Liebhauser	DEU	Mercedes AMG GT3	AM	265.3	Race - 1
22	PZ Oberer Zürichsee by TFT	CHE	Niki Leutwiler	CHE			Porsche GT3-R	AM	264.7	Free Practice - 1
13	AKM Motorsport	SMR	Alexey Nesov	RUS	Alexander Moiseev	RUS	Mercedes AMG GT3 - 2020	AM	263.4	Free Practice - 1
10	Baporo Motorsport	ESP	Daniel Díaz-Varela	ESP	Manel Cerqueda	AND	Audi R8 LMS	CUPAM	258.9	Qualifying - 1 Driver - 1
15	NM Racing Team	ESP	Alberto de Martin	ESP	Rafael Villanueva	ESP	Mercedes AMG GT4 HP 2019	CUPPA	255.9	Qualifying - 1 Driver - 1
51	Ombra Racing	ITA	Aldo Festante	ITA			Porsche 911 GT3 Cup 2018	CUPPA	254.1	Qualifying - 1 Driver - 1
60	Sports and You	PRT	Antonio Coimbra	PRT	Luis Silva	PRT	Mercedes AMG GT4 HP 2019	CUPAM	253.5	Qualifying - 1 Driver - 1
19	PROsport Racing	DEU	Rodrigue Gillion	BEL	Nico Verdonck	BEL	Aston Martin Vantage	CUPPA	247.1	Qualifying - 1 Driver - 1





**Spa Francorchamps**  
**International GT Open**  
**Qualifying - 2 Driver - 2**  
**Pit Stop Analysis**



<b>7</b>	Brendan Iribe	PROAM	Optimum Motorsport
	Ollie Millroy		McLaren 720 S GT3

Nr.	In Day Time	In Time	Out Time	Pit Time	T. Pit Time	Handicap	Penalty
1	9:55:15.514	9:55:15.514	10:05:37.157	10:21.643	10:21.643		

<b>16</b>	Marcelo Hahn	PROAM	Teo Martín Motorsport
	Fran Rueda		McLaren 720 S GT3

Nr.	In Day Time	In Time	Out Time	Pit Time	T. Pit Time	Handicap	Penalty
1	9:47:29.244	9:47:29.244	9:49:27.633	1:58.389	1:58.389		
2	9:54:06.968	9:54:06.968	10:03:14.211	9:07.243	11:05.632		
3	10:10:02.396	10:10:02.396	10:12:03.114	2:00.718	13:06.350		

<b>17</b>	Louis Prette	PRO	AF Corse / APM Monaco
	Vincent Abril		Ferrari 488 GT3

Nr.	In Day Time	In Time	Out Time	Pit Time	T. Pit Time	Handicap	Penalty
1	9:48:04.691	9:48:04.691	9:49:23.301	1:18.610	1:18.610		
2	9:53:57.964	9:53:57.964	10:05:22.886	11:24.922	12:43.532		

<b>20</b>	Valentin Pierburg	PROAM	SPS Automotive Performance
	Nicholas Foster		Mercedes AMG GT3 - 2020

Nr.	In Day Time	In Time	Out Time	Pit Time	T. Pit Time	Handicap	Penalty
1	9:56:31.415	9:56:31.415	10:05:41.155	9:09.740	9:09.740		

<b>26</b>	Fabrizio Crestani	PRO	Team Lazarus
	Yannick Mettler		Bentley Continental GT3

Nr.	In Day Time	In Time	Out Time	Pit Time	T. Pit Time	Handicap	Penalty
1	9:54:01.700	9:54:01.700	10:08:03.335	14:01.635	14:01.635		

<b>34</b>	Salih Yoluc	PRO	TF Sport
	Charlie Eastwood		Aston Martin Vantage GT3

Nr.	In Day Time	In Time	Out Time	Pit Time	T. Pit Time	Handicap	Penalty
1	9:45:16.760	9:45:16.760	9:46:06.626	49.866	49.866		
2	9:56:34.623	9:56:34.623	10:09:33.774	12:59.151	13:49.017		
3	10:11:52.221	10:11:52.221	10:13:02.201	1:09.980	14:58.997		

<b>44</b>	Florian Scholze	AM	GetSpeed Performance
	Jens Liebhauser		Mercedes AMG GT3

Nr.	In Day Time	In Time	Out Time	Pit Time	T. Pit Time	Handicap	Penalty
1	9:53:17.552	9:53:17.552	10:04:27.439	11:09.887	11:09.887		

<b>48</b>	Stephane Ortelli	PROAM	AF Corse / APM Monaco
	Angelo Negro		Ferrari 488 GT3

Nr.	In Day Time	In Time	Out Time	Pit Time	T. Pit Time	Handicap	Penalty
1	9:53:05.227	9:53:05.227	10:04:37.142	11:31.915	11:31.915		

<b>59</b>	Miguel Ramos	PRO	Teo Martín Motorsport
	Henrique Chaves		McLaren 720 S GT3

Nr.	In Day Time	In Time	Out Time	Pit Time	T. Pit Time	Handicap	Penalty
1	9:47:17.565	9:47:17.565	9:49:03.373	1:45.808	1:45.808		
2	9:56:38.154	9:56:38.154	10:03:12.590	6:34.436	8:20.244		
3	10:09:55.374	10:09:55.374	10:10:54.927	59.553	9:19.797		

<b>72</b>	Nick Moss	PROAM	Optimum Motorsport
	Joe Osborne		McLaren 720 S GT3

Nr.	In Day Time	In Time	Out Time	Pit Time	T. Pit Time	Handicap	Penalty
1	9:52:00.811	9:52:00.811	10:05:32.121	13:31.310	13:31.310		

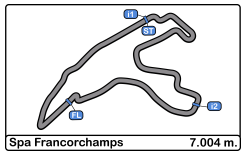
<b>88</b>	Patryk Krupinski	PROAM	JP Motorsport
	Christian Klien		Mercedes AMG GT3 - 2016

Nr.	In Day Time	In Time	Out Time	Pit Time	T. Pit Time	Handicap	Penalty
1	9:51:22.780	9:51:22.780	10:12:49.416	21:26.636	21:26.636		

<b>97</b>	Ahmad Al Harthy	PROAM	Oman Racing by TF Sport
	Tom Canning		Aston Martin Vantage GT3

Nr.	In Day Time	In Time	Out Time	Pit Time	T. Pit Time	Handicap	Penalty
1	9:45:31.172	9:45:31.172	9:46:40.798	1:09.626	1:09.626		
2	9:56:49.922	9:56:49.922	10:09:24.206	12:34.284	13:43.910		

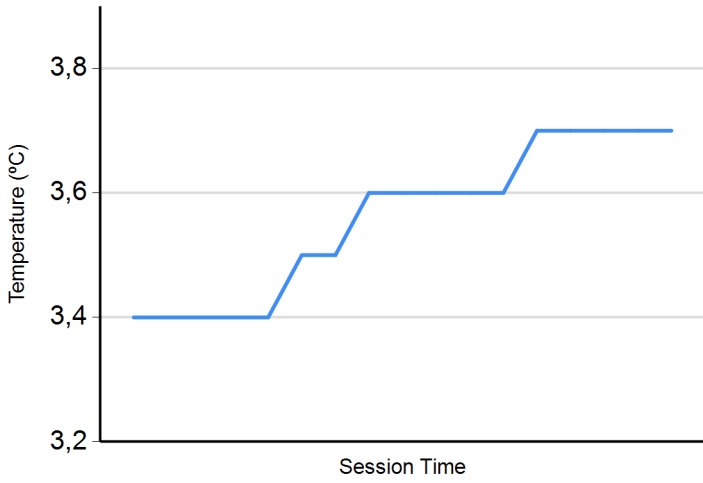




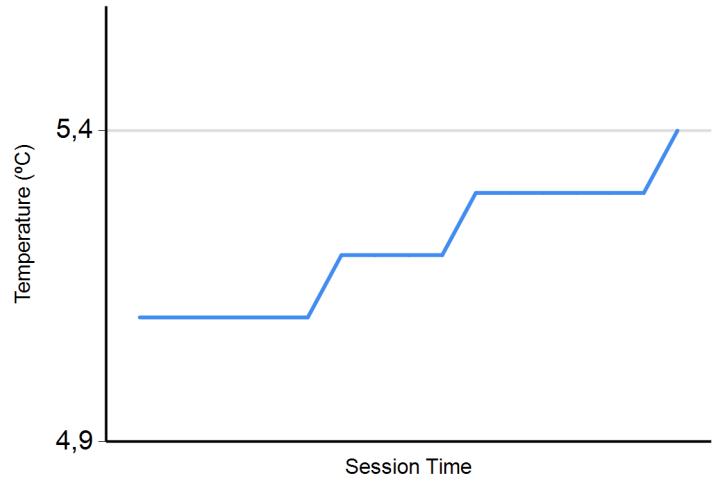
**Spa Francorchamps**  
**International GT Open**  
**Qualifying - 2 Driver - 2**  
**Weather Report**



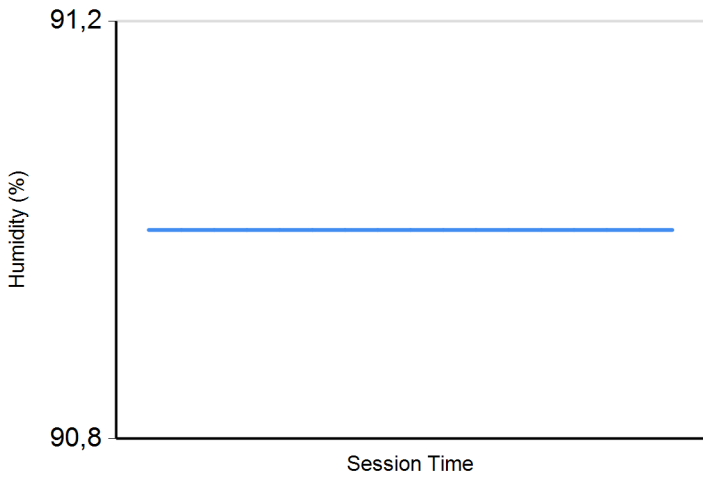
**Air Temperature**



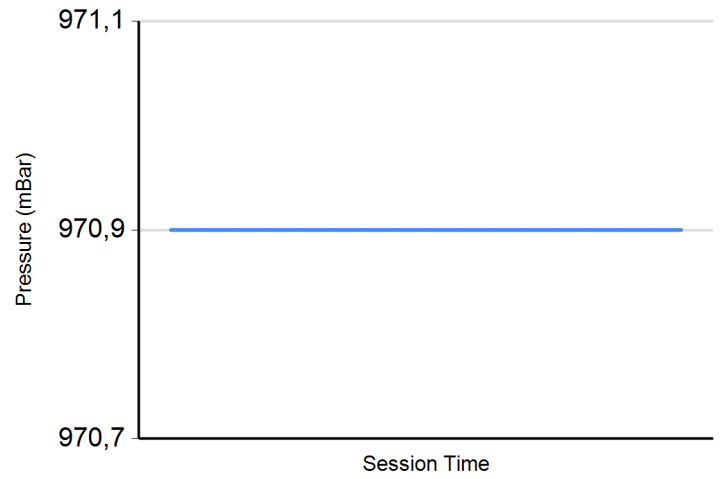
**Track Temperature**



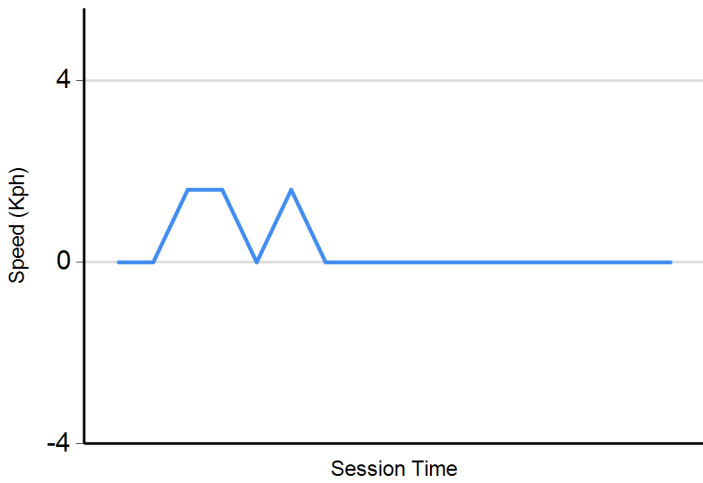
**Humidity**



**Pressure**

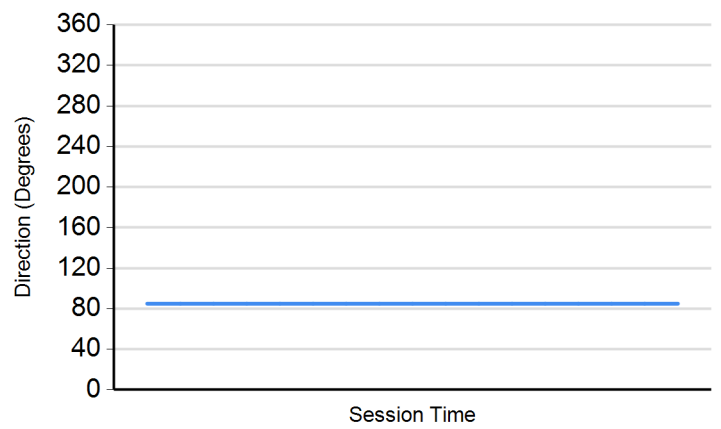


**Wind Speed**



**Wind direction**

North = 0°/360° Est = 90° South = 180° West = 270°



CIRCUIT DE SPA  
FRANCORCHAMPS

