

Spa Francorchamps
International GT Open
Qualifying - 1 Driver - 1
Provisional Results



Cls	Nº	Entrant/Team	Nat	Driver 1	Nat	Driver 2	Nat	Vehicle	Cat	Cls	Laps	Best	Time	Gap	Interval	Km/h
1	26	Team Lazarus	ITA	Fabrizio Crestani	ITA	Yannick Mettler	CHE	Bentley Continental GT3	PRO	1	12	10	2:14.605			187.3
2	97	Oman Racing by TF Sport	OMN	Ahmad Al Harthy	OMN	Tom Canning	GBR	Aston Martin Vantage GT3	PROAM	1	13	13	2:14.783	0.178	0.178	187.0
3	48	AF Corse / APM Monaco	ITA	Stephane Ortelli	MCO	Angelo Negro	ITA	Ferrari 488 GT3	PROAM	2	12	11	2:14.814	0.209	0.031	187.0
4	17	AF Corse / APM Monaco	ITA	Louis Prette	MCO	Vincent Abril	MCO	Ferrari 488 GT3	PRO	2	8	3	2:15.323	0.718	0.509	186.3
5	7	Optimum Motorsport	GBR	Brendan Iribe	USA	Ollie Millroy	GBR	McLaren 720 S GT3	PROAM	3	13	12	2:15.965	1.360	0.642	185.4
6	59	Teo Martín Motorsport	ESP	Miguel Ramos	PRT	Henrique Chaves	PRT	McLaren 720 S GT3	PRO	3	11	5	2:16.249	1.644	0.284	185.0
7	34	TF Sport	GBR	Salih Yoluc	TUR	Charlie Eastwood	IRL	Aston Martin Vantage GT3	PRO	4	14	7	2:17.126	2.521	0.877	183.8
8	16	Teo Martín Motorsport	ESP	Marcelo Hahn	BRA	Fran Rueda	ESP	McLaren 720 S GT3	PROAM	4	12	10	2:17.659	3.054	0.533	183.1
9	44	GetSpeed Performance	DEU	Florian Scholze	DEU	Jens Liebhauser	DEU	Mercedes AMG GT3	AM	1	6	4	2:17.684	3.079	0.025	183.1
10	88	JP Motorsport	POL	Patryk Krupinski	POL	Christian Klien	AUT	Mercedes AMG GT3 - 2016	PROAM	5	10	2	2:17.822	3.217	0.138	182.9
11	20	SPS Automotive Performance	DEU	Valentin Pierburg	DEU	Nicholas Foster	AUS	Mercedes AMG GT3 - 2020	PROAM	6	7	4	2:17.883	3.278	0.061	182.8
12	72	Optimum Motorsport	GBR	Nick Moss	GBR	Joe Osborne	GBR	McLaren 720 S GT3	PROAM	7	14	11	2:18.348	3.743	0.465	182.2
13	22	PZ Oberer Zürichsee by TFT	CHE	Niki Leutwiler	CHE			Porsche GT3-R	AM	2	6	3	2:18.898	4.293	0.550	181.5

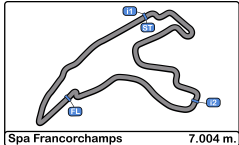
CAR 22 TIME 2:18.740 DELETED TRACK LIMITS AT T 9
 CAR 51 TIME 2:29.596 DELETED TRACK LIMITS AT T 9 AND 17
 CAR 7 TIME 2:17.994 DELETED TRACK LIMITS AT T 9
 CAR 51 TIME 2:26.364 DELETED TRACK LIMITS AT T 9
 CAR 97 TIME 2:15.291 DELETED IMPROVING UNDER YELLOW FLAG

Published at:.....

Track Temp: 7.6 °C Air Temp: 7.1 °C Humidity: 81 % Track Status: DRY

Stewards:	Race Director:	Timekeeper:
------------------	-----------------------	--------------------





Spa Francorchamps
International GT Open
Qualifying - 1 Driver - 1
Provisional Results by Class



Cls	Nº	Entrant/Team	Nat	Driver 1	Nat	Driver 2	Nat	Vehicle	Cat	Cls	Laps	Best	Time	Gap	Interval	Km/h
PRO																
1	26	Team Lazarus	ITA	Fabrizio Crestani	ITA	Yannick Mettler	CHE	Bentley Continental GT3	PRO	1	12	10	2:14.605			187.3
2	17	AF Corse / APM Monaco	ITA	Louis Prette	MCO	Vincent Abril	MCO	Ferrari 488 GT3	PRO	2	8	3	2:15.323	0.718	0.718	186.3
3	59	Teo Martín Motorsport	ESP	Miguel Ramos	PRT	Henrique Chaves	PRT	McLaren 720 S GT3	PRO	3	11	5	2:16.249	1.644	0.926	185.0
4	34	TF Sport	GBR	Salih Yoluc	TUR	Charlie Eastwood	IRL	Aston Martin Vantage GT3	PRO	4	14	7	2:17.126	2.521	0.877	183.8
PROAM																
1	97	Oman Racing by TF Sport	OMN	Ahmad Al Harthy	OMN	Tom Canning	GBR	Aston Martin Vantage GT3	PROAM	1	13	13	2:14.783			187.0
2	48	AF Corse / APM Monaco	ITA	Stephane Ortelli	MCO	Angelo Negro	ITA	Ferrari 488 GT3	PROAM	2	12	11	2:14.814	0.031	0.031	187.0
3	7	Optimum Motorsport	GBR	Brendan Iribe	USA	Ollie Millroy	GBR	McLaren 720 S GT3	PROAM	3	13	12	2:15.965	1.182	1.151	185.4
4	16	Teo Martín Motorsport	ESP	Marcelo Hahn	BRA	Fran Rueda	ESP	McLaren 720 S GT3	PROAM	4	12	10	2:17.659	2.876	1.694	183.1
5	88	JP Motorsport	POL	Patryk Krupinski	POL	Christian Klien	AUT	Mercedes AMG GT3 - 2016	PROAM	5	10	2	2:17.822	3.039	0.163	182.9
6	20	SPS Automotive Performance	DEU	Valentin Pierburg	DEU	Nicholas Foster	AUS	Mercedes AMG GT3 - 2020	PROAM	6	7	4	2:17.883	3.100	0.061	182.8
7	72	Optimum Motorsport	GBR	Nick Moss	GBR	Joe Osborne	GBR	McLaren 720 S GT3	PROAM	7	14	11	2:18.348	3.565	0.465	182.2
AM																
1	44	GetSpeed Performance	DEU	Florian Scholze	DEU	Jens Liebhauser	DEU	Mercedes AMG GT3	AM	1	6	4	2:17.684			183.1
2	22	PZ Oberer Zürichsee by TFT	CHE	Niki Leutwiler	CHE			Porsche GT3-R	AM	2	6	3	2:18.898	1.214	1.214	181.5

Published at:.....

Track Temp: 7.6 °C Air Temp: 7.1 °C Humidity: 81 % Track Status: DRY

Stewards:	Race Director:	Timekeeper: 
------------------	-----------------------	--





Spa Francorchamps
International GT Open
Qualifying - 1 Driver - 1
Lap Analysis



7						
Lap	D	Time	Sector 1	Sector 2	Sector 3	T. Spd
1	2	11:07:48.655	P 11:05:52.551	1:11.183	44.921	183.3
2	2	4:25.551	2:40.043		5:10.472	214.2
3	2	2:17.994	39.335	1:02.909	35.750	267.9
4	2	2:17.068	39.048	1:02.523	35.497	267.9
5	2	2:26.944	P 38.994	1:05.385	42.565	252.9
6	2	5:55.931	4:15.652	1:03.977	36.302	265.3
7	2	3:44.004	P 40.148	1:31.747	1:32.109	194.9
8	2	3:40.474	1:54.519	1:05.573	40.382	262.1
9	2	2:16.893	39.337	1:02.213	35.343	267.3
10	2	2:15.998	38.740		2:51.341	269.3
11	2	2:16.963	38.880	1:01.987	36.096	267.9
12	2	2:15.965	38.685		2:52.061	268.6
13	2	2:46.130	P 42.274	1:12.222	51.634	183.6

16						
Lap	D	Time	Sector 1	Sector 2	Sector 3	T. Spd
1	1	11:07:58.304	11:06:18.164	1:04.195	35.945	258.9
2	1	2:19.005	39.156	1:03.899	35.950	266.6
3	1	2:50.467	39.383	1:03.787	1:07.297	267.3
4	1	2:22.252	40.901	1:04.338	37.013	267.3
5	1	2:19.066	38.977	1:03.590	36.499	269.3
6	1	2:21.739	39.160	1:05.250	37.329	257.7
7	1	2:36.253	P 45.687	1:05.575	44.991	258.3
8	1	5:50.659	P 2:36.049	1:34.033	1:40.577	267.3
9	1	3:50.358	2:09.352	1:04.578	36.428	262.1
10	1	2:17.659	38.873	1:02.805	35.981	268.6
11	1	2:18.727	38.868	1:03.379	36.480	268.6
12	1	2:30.553	P 39.238	1:03.946	47.369	267.9

17						
Lap	D	Time	Sector 1	Sector 2	Sector 3	T. Spd
1	1	11:09:35.755	11:07:49.811	1:05.782	40.162	223.6
2	1	2:16.537	38.642		2:56.699	266.6
3	1	2:15.323	38.535		5:12.022	264.7
4	1	2:36.738	P 38.547	1:06.240	51.951	266.6
5	1	16:43.560	14:57.660	1:06.647	39.253	215.5
6	1	2:18.774	39.044	1:02.921	36.809	263.4
7	1	2:15.486	38.573	1:01.672	35.241	265.3
8	1	2:15.473	38.450	1:01.802	35.221	266.6
9	1		50.863	1:22.180		176.4

20						
Lap	D	Time	Sector 1	Sector 2	Sector 3	T. Spd
1	1	11:13:06.216	11:11:18.948	1:10.168	37.100	193.8
2	1	2:18.021	39.573	1:03.153	35.295	259.6
3	1	2:18.518	39.288	1:02.746	36.484	260.8
4	1	2:17.883	39.209	1:02.845	35.829	260.2
5	1	2:21.020	39.150	1:03.879	37.991	263.4
6	1	2:17.921	39.269	1:02.763	35.889	260.8
7	1	3:48.110	P 39.474	1:36.072	1:32.564	259.6

22													
Lap	D	Time	Sector 1	Sector 2	Sector 3	T. Spd	Elapsed						
1	1	11:09:05.117	11:07:21.621	1:05.615	37.881	252.3	11:09:05.117						
2	2	2:18.740	39.593	1:03.069	36.078	260.8	11:11:23.857						
3	2	2:18.898	39.542	1:02.920	36.436	258.9	11:13:42.755						
4	2	2:24.441	39.630	1:07.260	37.551	260.8	11:16:07.196						
5	2	2:26.357	39.755	1:07.566	39.036	260.2	11:18:33.553						
6	2	2:38.877	P 39.808	1:07.857	51.212	255.9	11:21:12.430						

26													
Lap	D	Time	Sector 1	Sector 2	Sector 3	T. Spd	Elapsed						
1	1	11:07:24.275	11:05:44.400		11:07:24.275	260.2	11:07:24.275						
2	1	2:15.369	38.443		11:09:39.644	270.0	11:09:39.644						
3	1	2:18.284	37.959	1:03.852	36.473	273.4	11:11:57.928						
4	1	2:29.362	37.826		3:05.835	273.4	11:14:27.290						
5	1	2:25.191	P 38.221	1:02.660	44.310	274.1	11:16:52.481						
6	1	6:07.665	4:30.055		6:51.975	269.3	11:23:00.146						
7	1	2:16.289	37.726	1:01.625	36.938	273.4	11:25:16.435						
8	1	3:47.232	P 55.122	1:19.153	1:32.957	127.0	11:29:03.667						
9	1	3:16.644	1:37.965	1:02.989	35.690	266.0	11:32:20.311						
10	1	2:14.605	37.813		2:50.295	272.7	11:34:34.916						
11	1	2:14.862	37.857		5:05.157	272.0	11:36:49.778						
12	1	2:39.530	P 44.372	1:08.290	46.868	204.1	11:39:29.308						

34													
Lap	D	Time	Sector 1	Sector 2	Sector 3	T. Spd	Elapsed						
1	1	11:07:29.568	11:05:43.858	1:07.203	38.507	255.9	11:07:29.568						
2	1	2:18.085	39.320	1:03.292	35.473	263.4	11:09:47.653						
3	1	2:18.702	38.883	1:02.809	37.010	267.3	11:12:06.355						
4	1	2:17.167	38.955	1:02.631	35.581	267.3	11:14:23.522						
5	1	2:25.311	P 38.842	1:03.069	43.400	267.3	11:16:48.833						
6	1	3:40.793	2:00.161	1:04.080	36.552	243.2	11:20:29.626						
7	1	2:17.126	38.818	1:02.795	35.513	266.0	11:22:46.752						
8	1	2:18.430	38.667	1:02.566	37.197	267.9	11:25:05.182						
9	1	3:47.783	P 40.815	1:35.557	1:31.411	181.5	11:28:52.965						
10	1	3:40.000	1:55.365	1:05.564	39.071	260.8	11:32:32.965						
11	1	2:18.297	39.237	1:03.321	35.739	265.3	11:34:51.262						
12	1	2:19.763	38.912	1:03.352	37.499	266.6	11:37:11.025						
13	1	2:17.722	38.725	1:03.278	35.719	269.3	11:39:28.747						
14	1	2:24.223	P 38.552	1:03.130	42.541	268.6	11:41:52.970						

44													
Lap	D	Time	Sector 1	Sector 2	Sector 3	T. Spd	Elapsed						
1	2	11:16:22.948	11:14:40.971	1:05.549	36.428	251.1	11:16:22.948						
2	2	2:18.141	39.146	1:02.766	36.229	260.2	11:18:41.089						
3	2	2:18.086	38.943	1:03.007	36.136	262.1	11:20:59.175						
4	2	2:17.684	38.848	1:02.873	35.963	262.7	11:23:16.859						
5	2	2:25.260	38.581	1:03.123	43.556	264.0	11:25:42.119						
6	2	3:27.872	P 55.950	1:08.883	1:23.039	213.8	11:29:09.991						





Spa Francorchamps
International GT Open
Qualifying - 1 Driver - 1
Lap Analysis



48 1 Stephane Ortelli Ferrari 488 GT3 **88** 1 Patryk Krupinski Mercedes AMG GT3 - 2016
 PROAM 2 Angelo Negro AF Corse / APM Monaco PROAM 2 Christian Klien JP Motorsport

Lap	D	Time	Sector 1	Sector 2	Sector 3	T. Spd	Elapsed	Lap	D	Time	Sector 1	Sector 2	Sector 3	T. Spd	Elapsed
1	1	11:08:23.386	11:06:36.610	1:09.465	37.311	193.2	11:08:23.386	1	1	11:08:31.981	11:06:51.701	1:03.848	36.432	255.3	11:08:31.981
2	1	2:17.155	38.810	1:02.654	35.691	266.0	11:10:40.541	2	1	2:17.822	38.940	1:02.958	35.924	262.1	11:10:49.803
3	1	2:17.201	38.593	1:02.509	36.099	267.3	11:12:57.742	3	1	2:17.827	39.097	1:02.651	36.079	262.1	11:13:07.630
4	1	2:16.797	38.616	1:02.126	36.055	268.6	11:15:14.539	4	1	2:18.473	38.748	1:03.755	35.970	265.3	11:15:26.103
5	1	2:28.330 P	39.044	1:06.050	43.236	268.6	11:17:42.869	5	1	2:17.871	38.784	1:03.185	35.902	266.0	11:17:43.974
6	1	7:08.409	5:25.658	1:06.267	36.484	196.0	11:24:51.278	6	1	2:26.019 P	38.795	1:03.216	44.008	264.7	11:20:09.993
7	1	4:00.117 P	38.114	1:51.634	1:30.369	272.0	11:28:51.395	7	1	8:38.364 P	5:16.323	1:52.483	1:29.558	261.5	11:28:48.357
8	1	4:00.174	2:09.264	1:08.974	41.936	227.3	11:32:51.569	8	1	3:50.776	2:04.695	1:05.444	40.637	210.5	11:32:39.133
9	1	2:16.128	38.594		2:58.064	270.0	11:35:07.697	9	1	2:20.592	39.923	1:04.378	36.291	262.1	11:34:59.725
10	1	2:25.293	39.604	1:09.610	36.079	178.8	11:37:32.990	10	1	2:28.990 P	39.017	1:03.189	46.784	262.7	11:37:28.715
11	1	2:14.814	38.212		2:50.893	270.6	11:39:47.804	97 1 Ahmad Al Harthy Aston Martin Vantage GT3							
12	1	2:47.290 P	41.342	1:08.613	57.335	243.2	11:42:35.094	PROAM 2 Tom Canning Oman Racing by TF Sport							

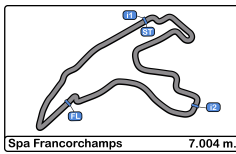
59 1 Miguel Ramos McLaren 720 S GT3
 PRO 2 Henrique Chaves Teo Martin Motorsport

Lap	D	Time	Sector 1	Sector 2	Sector 3	T. Spd	Elapsed	Lap	D	Time	Sector 1	Sector 2	Sector 3	T. Spd	Elapsed
1	1	11:07:36.229	11:05:51.752	1:08.246	36.231	220.8	11:07:36.229	1	2	11:07:25.154	11:05:42.963	1:04.846	37.345	255.3	11:07:25.154
2	1	2:16.808	38.854	1:02.599	35.355	269.3	11:09:53.037	2	2	2:27.601 P	39.168	1:03.967	44.466	266.6	11:09:52.755
3	1	2:16.667	38.719	1:02.483	35.465	270.6	11:12:09.704	3	2	3:08.125	1:26.838	1:04.154	37.133	210.5	11:13:00.880
4	1	2:20.207	40.063	1:04.395	35.749	266.0	11:14:29.911	4	2	2:16.079	38.570	1:02.302	35.207	268.6	11:15:16.959
5	1	2:16.249	38.441	1:02.482	35.326	272.0	11:16:46.160	5	2	2:16.072	38.492	1:02.264	35.316	271.3	11:17:33.031
6	1	2:34.593 P	41.522	1:04.449	48.622	262.7	11:19:20.753	6	2	2:26.452 P	38.412	1:02.186	45.854	270.0	11:19:59.483
7	1	4:36.308	2:58.379	1:02.193	35.736	264.7	11:23:57.061	7	2	3:07.246	1:28.555	1:02.206	36.485	264.7	11:23:06.729
8	1	2:34.374 P	38.372	1:02.562	53.440	269.3	11:26:31.435	8	2	2:45.294	38.570	1:01.660	35.061	267.3	11:25:22.020
9	1	6:10.761	4:23.382	1:08.710	38.669	265.3	11:32:42.196	9	2	3:46.630 P	53.446	1:21.494	1:31.690	128.7	11:29:08.650
10	1	2:24.046	38.728	1:09.338	35.980	270.6	11:35:06.242	10	2	3:37.531	1:48.734	1:06.869	41.928	259.6	11:32:46.181
11	1	2:35.457 P	38.777	1:04.520	52.160	270.0	11:37:41.699	11	2	2:17.351	38.783	1:02.652	35.916	267.9	11:35:03.532
								12	2	2:15.614	38.500	1:02.088	35.026	269.3	11:37:19.146
								13	2	2:14.783	38.258	1:01.451	35.074	269.3	11:39:33.929
								14	2		38.761	1:08.037		218.1	

72 1 Nick Moss McLaren 720 S GT3
 PROAM 2 Joe Osborne Optimum Motorsport

Lap	D	Time	Sector 1	Sector 2	Sector 3	T. Spd	Elapsed
1	1	11:07:40.245	11:05:54.437	1:08.063	37.745	198.1	11:07:40.245
2	1	2:21.577	39.998	1:04.775	36.804	264.7	11:10:01.822
3	1	2:21.447	39.905		2:58.251	265.3	11:12:23.269
4	1	2:20.688	39.942		5:18.939	265.3	11:14:43.957
5	1	2:20.205	39.968	1:03.906	36.331	265.3	11:17:04.162
6	1	2:28.725 P	40.018	1:04.172	44.535	265.3	11:19:32.887
7	1	4:03.386	2:21.635	1:04.759	36.992	263.4	11:23:36.273
8	1	2:35.551 P	39.435	1:03.396	52.720	266.6	11:26:11.824
9	1	6:11.438	4:30.404		7:04.158	247.7	11:32:23.262
10	1	2:18.987	39.688		9:23.145	265.3	11:34:42.249
11	1	2:18.348	39.124		11:41.493	267.3	11:37:00.597
12	1	2:19.584	39.533		14:01.077	266.0	11:39:20.181
13	1	2:19.044	39.046		16:20.121	267.3	11:41:39.225
14	1	2:47.359 P	45.044	1:12.071	50.244	196.7	11:44:26.584



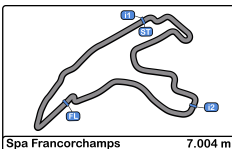


Spa Francorchamps
International GT Open
Qualifying - 1 Driver - 1
Best Sectors Results



Sector - 1				Sector - 2				Sector - 3				Ideal Lap vs Best Lap				
Clas	Nº	Driver	Time	Nº	Driver	Time	Nº	Driver	Time	Clas	Nº	Driver	Ideal Lap	Best Lap	Clas	
1	26	Fabrizio Crestani	37.726	97	Tom Canning	1:01.451	97	Tom Canning	35.026	1	97	Tom Canning	2:14.735	2:14.783	2	
2	48	Stephane Ortelli	38.114	26	Fabrizio Crestani	1:01.625	17	Louis Prette	35.221	2	26	Fabrizio Crestani	2:15.041	2:14.605	1	
3	97	Tom Canning	38.258	17	Louis Prette	1:01.672	20	Valentin Pierburg	35.295	3	17	Louis Prette	2:15.343	2:15.323	4	
4	59	Miguel Ramos	38.372	7	Ollie Millroy	1:01.987	59	Miguel Ramos	35.326	4	59	Miguel Ramos	2:15.891	2:16.249	6	
5	17	Louis Prette	38.450	48	Stephane Ortelli	1:02.126	7	Ollie Millroy	35.343	5	48	Stephane Ortelli	2:15.931	2:14.814	3	
6	34	Salih Yoluc	38.552	59	Miguel Ramos	1:02.193	34	Salih Yoluc	35.473	6	7	Ollie Millroy	2:16.015	2:15.965	5	
7	44	Jens Liebhauser	38.581	34	Salih Yoluc	1:02.566	26	Fabrizio Crestani	35.690	7	34	Salih Yoluc	2:16.591	2:17.126	7	
8	7	Ollie Millroy	38.685	88	Patryk Krupinski	1:02.651	48	Stephane Ortelli	35.691	8	20	Valentin Pierburg	2:17.191	2:17.883	11	
9	88	Patryk Krupinski	38.748	20	Valentin Pierburg	1:02.746	88	Patryk Krupinski	35.902	9	88	Patryk Krupinski	2:17.301	2:17.822	10	
10	16	Marcelo Hahn	38.868	44	Jens Liebhauser	1:02.766	16	Marcelo Hahn	35.945	10	44	Jens Liebhauser	2:17.310	2:17.684	9	
11	72	Nick Moss	39.046	16	Marcelo Hahn	1:02.805	44	Jens Liebhauser	35.963	11	16	Marcelo Hahn	2:17.618	2:17.659	8	
12	20	Valentin Pierburg	39.150	22	Niki Leutwiler	1:02.920	22	Niki Leutwiler	36.078	12	22	Niki Leutwiler	2:18.540	2:18.898	13	
13	22	Niki Leutwiler	39.542	72	Nick Moss	1:03.396	72	Nick Moss	36.331	13	72	Nick Moss	2:18.773	2:18.348	12	



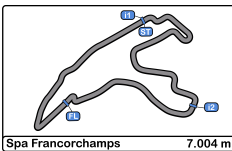


Spa Francorchamps
International GT Open
Qualifying - 1 Driver - 1
Best 5 Lap Times



Cl	N°	Entrant/Team	Nat	Driver 1	Nat	Status	Driver 2	Nat	Status	Vehicle	Cat	Cl	Best 1		Best 2		Best 3		Best 4		Best 5		
													Time	Lap	Time	Lap	Time	Lap	Time	Lap	Time	Lap	
1	26	Team Lazarus	ITA	Fabrizio Crestani	ITA		Yannick Mettler	CHE		Bentley Continental GT3	PRO	1	2:14.605	10	2:14.862	11	2:15.369	2	2:16.289	7	2:18.284	3	
2	97	Oman Racing by TF Sport	OMN	Ahmad Al Harthy	OMN		Tom Canning	GBR		Aston Martin Vantage GT3	PROAM	1	2:14.783	13	2:15.614	12	2:16.072	5	2:16.079	4	2:17.351	11	
3	48	AF Corse / APM Monaco	ITA	Stephane Ortelli	MCO		Angelo Negro	ITA		Ferrari 488 GT3	PROAM	2	2:14.814	11	2:16.128	9	2:16.797	4	2:17.155	2	2:17.201	3	
4	17	AF Corse / APM Monaco	ITA	Louis Prette	MCO		Vincent Abril	MCO		Ferrari 488 GT3	PRO	2	2:15.323	3	2:15.473	8	2:15.486	7	2:16.537	2	2:18.774	6	
5	7	Optimum Motorsport	GBR	Brendan Iribe	USA		Ollie Millroy	GBR		McLaren 720 S GT3	PROAM	3	2:15.965	12	2:15.998	10	2:16.893	9	2:16.963	11	2:17.068	4	
6	59	Teo Martín Motorsport	ESP	Miquel Ramos	PRT		Henrique Chaves	PRT		McLaren 720 S GT3	PRO	3	2:16.249	5	2:16.667	3	2:16.808	2	2:20.207	4	2:24.046	10	
7	34	TF Sport	GBR	Salih Yoluc	TUR		Charlie Eastwood	IRL		Aston Martin Vantage GT3	PRO	4	2:17.126	7	2:17.167	4	2:17.722	13	2:18.085	2	2:18.297	11	
8	16	Teo Martín Motorsport	ESP	Marcelo Hahn	BRA		Fran Rueda	ESP		McLaren 720 S GT3	PROAM	4	2:17.659	10	2:18.727	11	2:19.005	2	2:19.066	5	2:21.739	6	
9	44	GetSpeed Performance	DEU	Florian Scholze	DEU		Jens Liebhauser	DEU		Mercedes AMG GT3	AM	1	2:17.684	4	2:18.086	3	2:18.141	2					
10	88	JP Motorsport	POL	Patryk Krupinski	POL		Christian Klien	AUT		Mercedes AMG GT3 - 2016	PROAM	5	2:17.822	2	2:17.827	3	2:17.871	5	2:18.473	4	2:20.592	9	
11	20	SPS Automotive Performance	DEU	Valentin Pierburg	DEU		Nicholas Foster	AUS		Mercedes AMG GT3 - 2020	PROAM	6	2:17.883	4	2:17.921	6	2:18.021	2	2:18.518	3	2:21.020	5	
12	72	Optimum Motorsport	GBR	Nick Moss	GBR		Joe Osborne	GBR		McLaren 720 S GT3	PROAM	7	2:18.348	11	2:18.987	10	2:19.044	13	2:19.584	12	2:20.205	5	
13	22	PZ Oberer Zürichsee by TFT	CHE	Niki Leutwiler	CHE					Porsche GT3-R	AM	2	2:18.898	3	2:24.441	4	2:26.357	5	2:38.877	6			



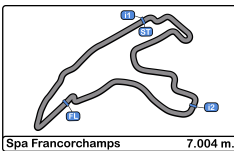


Spa Francorchamps
International GT Open
Qualifying - 1 Driver - 1
Best 5 Top Speeds



Cl	N°	Entrant/Team	Nat	Driver 1	Nat	Driver 2	Nat	Vehicle	Cat	Cl	Top 1		Top 2		Top 3		Top 4		Top 5		Avg
											Km/h	Lap	Km/h	Lap	Km/h	Lap	Km/h	Lap	Km/h	Lap	
1	26	Team Lazarus	ITA	Fabrizio Crestani	ITA	Yannick Mettler	CHE	Bentley Continental GT3	PRO	1	274.1	5	273.4	3	273.4	4	273.4	7	272.7	10	273.4
2	48	AF Corse / APM Monaco	ITA	Stephane Ortelli	MCO	Angelo Negro	ITA	Ferrari 488 GT3	PROAM	1	272.0	7	270.6	11	270.0	9	268.6	4	268.6	5	270.0
3	59	Teo Martín Motorsport	ESP	Miguel Ramos	PRT	Henrique Chaves	PRT	McLaren 720 S GT3	PRO	2	272.0	5	270.6	3	270.6	10	270.0	11	269.3	2	270.5
4	97	Oman Racing by TF Sport	OMN	Ahmad Al Harthy	OMN	Tom Canning	GBR	Aston Martin Vantage GT3	PROAM	2	271.3	5	270.0	6	269.3	12	269.3	13	268.6	4	269.7
5	7	Optimum Motorsport	GBR	Brendan Iribe	USA	Ollie Millroy	GBR	McLaren 720 S GT3	PROAM	3	269.3	10	268.6	12	267.9	3	267.9	4	267.9	11	268.3
6	16	Teo Martín Motorsport	ESP	Marcelo Hahn	BRA	Fran Rueda	ESP	McLaren 720 S GT3	PROAM	4	269.3	5	268.6	10	268.6	11	267.9	12	267.3	3	268.3
7	34	TF Sport	GBR	Salih Yoluc	TUR	Charlie Eastwood	IRL	Aston Martin Vantage GT3	PRO	3	269.3	13	268.6	14	267.9	8	267.3	3	267.3	4	268.1
8	72	Optimum Motorsport	GBR	Nick Moss	GBR	Joe Osborne	GBR	McLaren 720 S GT3	PROAM	5	267.3	11	267.3	13	266.6	8	266.0	12	265.3	3	266.5
9	17	AF Corse / APM Monaco	ITA	Louis Prette	MCO	Vincent Abril	MCO	Ferrari 488 GT3	PRO	4	266.6	2	266.6	4	266.6	8	265.3	7	264.7	3	266.0
10	88	JP Motorsport	POL	Patryk Krupinski	POL	Christian Klien	AUT	Mercedes AMG GT3 - 2016	PROAM	6	266.0	5	265.3	4	264.7	6	262.7	10	262.1	2	264.1
11	44	GetSpeed Performance	DEU	Florian Scholze	DEU	Jens Liebhauser	DEU	Mercedes AMG GT3	AM	1	264.0	5	262.7	4	262.1	3	260.2	2	251.1	1	260.0
12	20	SPS Automotive Performance	DEU	Valentin Pierburg	DEU	Nicholas Foster	AUS	Mercedes AMG GT3 - 2020	PROAM	7	263.4	5	260.8	3	260.8	6	260.2	4	259.6	2	261.0
13	22	PZ Oberer Zürichsee by TFT	CHE	Niki Leutwiler	CHE			Porsche GT3-R	AM	2	260.8	2	260.8	4	260.2	5	258.9	3	255.9	6	259.3



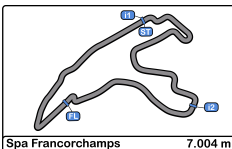


Spa Francorchamps
International GT Open
Qualifying - 1 Driver - 1
Fastest Laps Sequence



Lap	Time of Day	Session Time	Nº	Entrant/Team	Nat	Driver 1	Nat	Driver 2	Nat	Vehicle	Cat	Time	Km/h
2	11:09:39.644	4:39.644	26	Team Lazarus	ITA	<u>Fabrizio Crestani</u>	ITA	Yannick Mettler	CHE	Bentley Continental GT3	PRO	2:15.369	186.2
3	11:14:07.615	9:07.615	17	AF Corse / APM Monaco	ITA	<u>Louis Prette</u>	MCO	Vincent Abril	MCO	Ferrari 488 GT3	PRO	2:15.323	186.3
10	11:34:34.916	29:34.916	26	Team Lazarus	ITA	<u>Fabrizio Crestani</u>	ITA	Yannick Mettler	CHE	Bentley Continental GT3	PRO	2:14.605	187.3



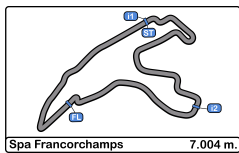


Spa Francorchamps
International GT Open
Qualifying - 1 Driver - 1
Event Best Maximum Speed



Nº	Entrant/Team	Nat	Driver 1	Nat	Driver 2	Nat	Vehicle	Cat	Km/h	Session
26	Team Lazarus		Fabrizio Crestani		Yannick Mettler		Bentley Continental GT3	PRO	274.1	Qualifying - 1 Driver - 1
72	Optimum Motorsport		Nick Moss		Joe Osborne		McLaren 720 S GT3	PROAM	273.4	Free Practice - 1
59	Teo Martín Motorsport		Miguel Ramos		Henrique Chaves		McLaren 720 S GT3	PRO	272.0	Qualifying - 1 Driver - 1
48	AF Corse / APM Monaco		Stephane Ortelli		Angelo Negro		Ferrari 488 GT3	PROAM	272.0	Qualifying - 1 Driver - 1
28	Team Lazarus		Stefano Coletti		Nico Varrone		Bentley Continental GT3	PRO	271.3	Free Practice - 1
7	Optimum Motorsport		Brendan Iribe		Ollie Millroy		McLaren 720 S GT3	PROAM	271.3	Free Practice - 1
97	Oman Racing by TF Sport		Ahmad Al Harthy		Tom Canning		Aston Martin Vantage GT3	PROAM	271.3	Qualifying - 1 Driver - 1
34	TF Sport		Salih Yoluc		Charlie Eastwood		Aston Martin Vantage GT3	PRO	270.6	Free Practice - 2
16	Teo Martín Motorsport		Marcelo Hahn		Fran Rueda		McLaren 720 S GT3	PROAM	270.0	Free Practice - 1
17	AF Corse / APM Monaco		Louis Prette		Vincent Abril		Ferrari 488 GT3	PRO	269.3	Free Practice - 1
88	JP Motorsport		Patryk Krupinski		Christian Klien		Mercedes AMG GT3 - 2016	PROAM	266.0	Free Practice - 2
20	SPS Automotive Performance		Valentin Pierburg		Nicholas Foster		Mercedes AMG GT3 - 2020	PROAM	266.0	Free Practice - 2
22	PZ Oberer Zürichsee by TFT		Niki Leutwiler				Porsche GT3-R	AM	264.7	Free Practice - 1
44	GetSpeed Performance		Florian Scholze		Jens Liebhauser		Mercedes AMG GT3	AM	264.0	Qualifying - 1 Driver - 1
13	AKM Motorsport		Alexey Nesov		Alexander Moiseev		Mercedes AMG GT3 - 2020	AM	263.4	Free Practice - 1





Spa Francorchamps
International GT Open
Qualifying - 1 Driver - 1
Pit Stop Analysis



7 Brendan Iribe PROAM Optimum Motorsport
 Ollie Millroy McLaren 720 S GT3

Nr.	In Day Time	In Time	Out Time	Pit Time	T. Pit Time	Handicap	Penalty
1	11:07:43.405	11:07:43.405	11:09:53.075	2:09.670	2:09.670		
2	11:19:10.995	11:19:10.995	11:22:57.492	3:46.497	5:56.167		
3	11:28:50.797	11:28:50.797	11:30:16.009	1:25.212	7:21.379		

16 Marcelo Hahn PROAM Teo Martín Motorsport
 Fran Rueda McLaren 720 S GT3

Nr.	In Day Time	In Time	Out Time	Pit Time	T. Pit Time	Handicap	Penalty
1	11:22:41.931	11:22:41.931	11:24:48.845	2:06.914	2:06.914		
2	11:28:30.655	11:28:30.655	11:30:11.793	1:41.138	3:48.052		

17 Louis Prette PRO AF Corse / APM Monaco
 Vincent Abril Ferrari 488 GT3

Nr.	In Day Time	In Time	Out Time	Pit Time	T. Pit Time	Handicap	Penalty
1	11:16:39.106	11:16:39.106	11:31:05.676	14:26.570	14:26.570		

26 Fabrizio Crestani PRO Team Lazarus
 Yannick Mettler Bentley Continental GT3

Nr.	In Day Time	In Time	Out Time	Pit Time	T. Pit Time	Handicap	Penalty
1	11:16:46.850	11:16:46.850	11:20:49.894	4:03.044	4:03.044		
2	11:28:57.369	11:28:57.369	11:30:09.158	1:11.789	5:14.833		

34 Saiih Yoluc PRO TF Sport
 Charlie Eastwood Aston Martin Vantage GT3

Nr.	In Day Time	In Time	Out Time	Pit Time	T. Pit Time	Handicap	Penalty
1	11:16:43.710	11:16:43.710	11:18:13.887	1:30.177	1:30.177		
2	11:28:47.715	11:28:47.715	11:30:13.488	1:25.773	2:55.950		

48 Stephane Ortelli PROAM AF Corse / APM Monaco
 Angelo Negro Ferrari 488 GT3

Nr.	In Day Time	In Time	Out Time	Pit Time	T. Pit Time	Handicap	Penalty
1	11:17:37.596	11:17:37.596	11:22:30.742	4:53.146	4:53.146		
2	11:28:46.140	11:28:46.140	11:30:23.953	1:37.813	6:30.959		

59 Miguel Ramos PRO Teo Martín Motorsport
 Henrique Chaves McLaren 720 S GT3

Nr.	In Day Time	In Time	Out Time	Pit Time	T. Pit Time	Handicap	Penalty
1	11:19:15.058	11:19:15.058	11:21:44.278	2:29.220	2:29.220		
2	11:26:26.078	11:26:26.078	11:30:19.968	3:53.890	6:23.110		

72 Nick Moss PROAM Optimum Motorsport
 Joe Osborne McLaren 720 S GT3

Nr.	In Day Time	In Time	Out Time	Pit Time	T. Pit Time	Handicap	Penalty
1	11:19:27.657	11:19:27.657	11:21:20.141	1:52.484	1:52.484		
2	11:26:04.553	11:26:04.553	11:30:06.277	4:01.724	5:54.208		

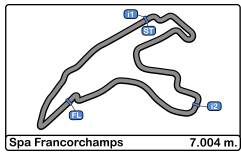
88 Patryk Krupinski PROAM JP Motorsport
 Christian Klien Mercedes AMG GT3 - 2016

Nr.	In Day Time	In Time	Out Time	Pit Time	T. Pit Time	Handicap	Penalty
1	11:20:04.370	11:20:04.370	11:24:53.448	4:49.078	4:49.078		
2	11:28:43.219	11:28:43.219	11:30:14.967	1:31.748	6:20.826		

97 Ahmad Al Harthy PROAM Oman Racing by TF Sport
 Tom Canning Aston Martin Vantage GT3

Nr.	In Day Time	In Time	Out Time	Pit Time	T. Pit Time	Handicap	Penalty
1	11:09:47.620	11:09:47.620	11:10:44.910	57.290	57.290		
2	11:19:54.360	11:19:54.360	11:20:54.084	59.724	1:57.014		
3	11:29:01.543	11:29:01.543	11:30:21.966	1:20.423	3:17.437		

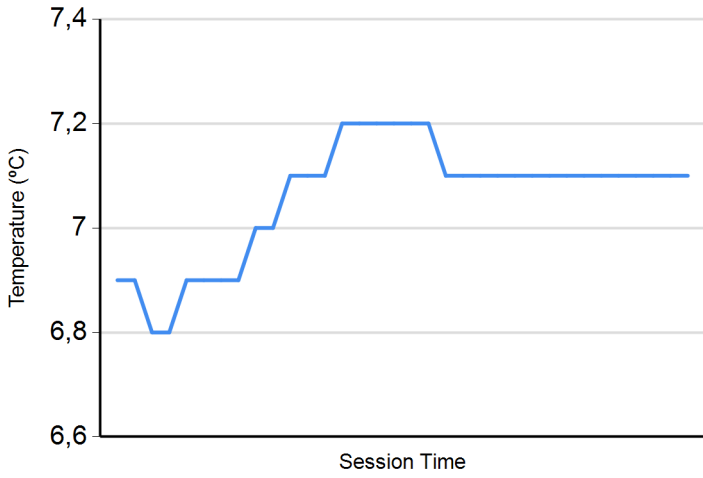




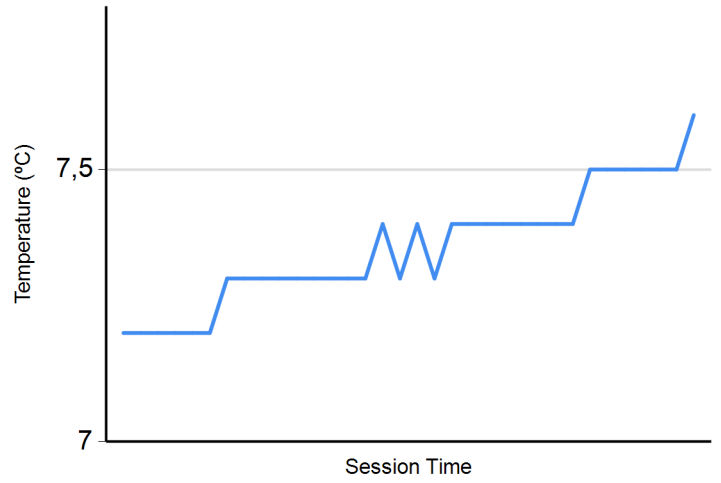
Spa Francorchamps
International GT Open
Qualifying - 1 Driver - 1
Weather Report



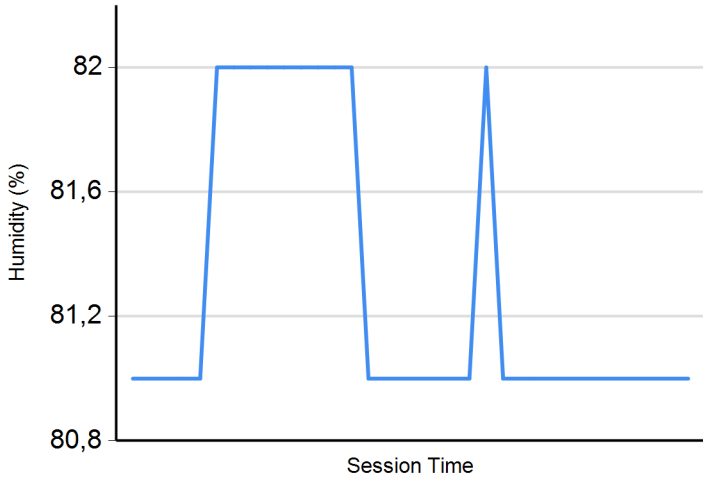
Air Temperature



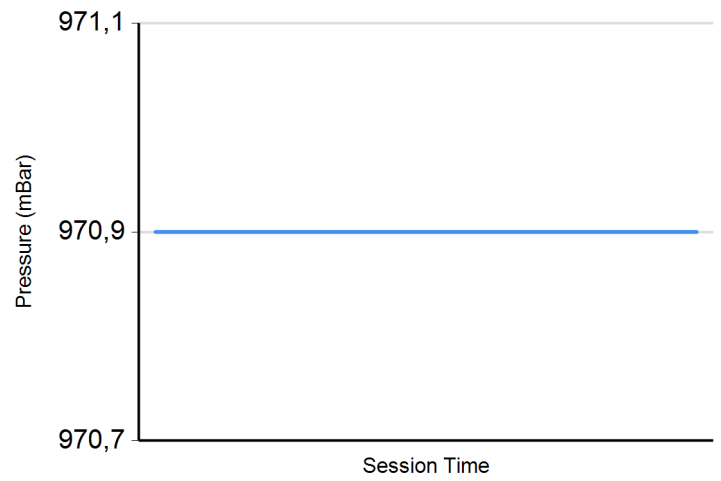
Track Temperature



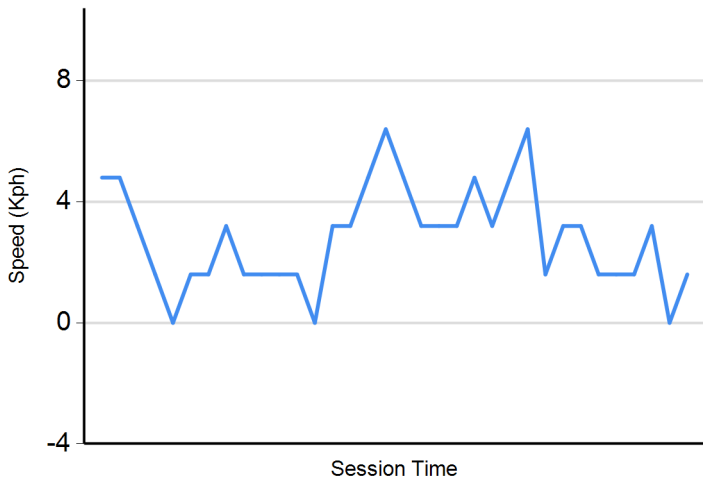
Humidity



Pressure



Wind Speed



Wind direction

North = 0°/360° Est = 90° South = 180° West = 270°

