



Spa Francorchamps
Porsche Carrera Cup France
Qualifying
Provisional Results



Cls	N°	Driver	Nat	Team	Class	Cls	Laps	Best	Time	Gap	Interval	Km/h
1	1	Ayhancan Güven	TUR	Martinet by Alméras	PRO	1	11	9	2:20.248			179.7
2	91	Jaxon Evans	NZL	BWT Lechner Racing	PRO	2	11	9	2:20.297	0.049	0.049	179.7
3	69	Florian Latorre	FRA	CLRT	PRO	3	12	10	2:20.382	0.134	0.085	179.6
4	23	Marvin Klein	FRA	Martinet by Alméras	PRO	4	11	4	2:20.808	0.560	0.426	179.0
5	27	Jean-Baptiste Simmenauer	FRA	BWT Lechner Racing	PRO	5	12	10	2:20.913	0.665	0.105	178.9
6	5	Adam Eteki	FRA	CLRT	PRO	6	12	9	2:21.115	0.867	0.202	178.6
7	87	Richard Wagner	DEU	BWT Lechner Racing	PRO	7	11	10	2:22.031	1.783	0.916	177.5
8	991	Ugo Gazil	FRA	Pierre Martinet by Alméras	PRO	8	11	9	2:22.324	2.076	0.293	177.1
9	33	Evan Spenle	FRA	Sébastien Loeb Racing	PRO	9	12	11	2:22.383	2.135	0.059	177.0
10	55	Nicolas Misslín	FRA	BWT Lechner Racing	PROAM	1	11	9	2:22.568	2.320	0.185	176.8
11	11	Sylvain Noël	FRA	Racing Technology	PROAM	2	5	4	2:22.824	2.576	0.256	176.5
12	20	Victor Weyrich	FRA	Pierre Martinet by Alméras	PRO	10	10	3	2:22.837	2.589	0.013	176.5
13	911	Christophe Lapiere	FRA	Sébastien Loeb Racing	PROAM	3	11	10	2:23.114	2.866	0.277	176.1
14	88	Stéphane Denoual	FRA	Martinet by Alméras	PROAM	4	11	9	2:23.667	3.419	0.553	175.5
15	26	Emil Caumes	FRA	CLRT	AM	1	11	4	2:23.845	3.597	0.178	175.2
16	888	François Lansard	FRA	CLRT	AM	2	10	6	2:24.605	4.357	0.760	174.3
17	7	Jérôme Boullery	FRA	Racing Technology	PROAM	5	11	11	2:24.613	4.365	0.008	174.3
18	59	Maxence Maurice	FRA	IMSA Performance	AM	3	10	5	2:24.984	4.736	0.371	173.9
19	44	Franck Leherpeur	FRA	Racing Technology	AM	4	10	10	2:26.722	6.474	1.738	171.8
20	22	Steve Brooks	FRA	CLRT	AM	5	11	7	2:28.259	8.011	1.537	170.0

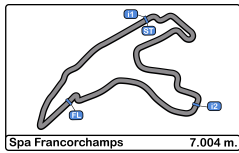
CAR 5 LAP 2 DELETED TRACK LIMITS AT T 3 // 19
 CAR 911 LAP 2 DELETED TRACK LIMITS AT T 3
 CAR 26 LAP 3 DELETED TRACK LIMITS AT T 1
 CAR 911 LAP 3 DELETED TRACK LIMITS AT T 1B
 CAR 33 LAPTIME 4 DELETED TRACK LIMITS AT T 19
 CAR 33 LAPTIME 5 DELETED TRACK LIMITS AT T 19
 CAR 5 LAPTIME 8 DELETED TRACK LIMITS AT T 9
 CAR 44 LAPTIME 7 DELETED TRACK LIMITS AT T 9
 CAR 27 LAPTIME 8 DELETED TRACK LIMITS AT T 19
 CAR 69 LAPTIME 9 DELETED TRACK LIMITS AT T 9
 CAR 20 LAPTIME 8 DELETED TRACK LIMITS AT T 9
 CAR 5 LAPTIME 10 DELETED TRACK LIMITS AT T 9
 CAR 23 LAPTIMES 9 AND 10 DELETED TRACK LIMITS AT T 9
 CAR 22 LAPTIME 10 AND 11 DELETED TRACK LIMITS
 CAR 87 LAPTIMES 9 AND 11 DELETED TRACK LIMITS
 CAR 91 LAPTIME 10 DELETED TRACK LIMITS
 CAR 69 LAPTIME 11 DELETED TRACK LIMITS
 CAR 59 LAPTIME 10 DELETED TRACK LIMITS
 CAR 33 LAPTIME 10 DELETED TRACK LIMITS
 CAR 26 LAPTIME 10 DELETED TRACK LIMITS
 CAR 87 LAPTIME 11 DELETED TRACK LIMITS
 CAR 33 LAPTIME 12 DELETED TRACK LIMITS

Published at:.....

Track Temp: 7.1 °C Air Temp: 7.1 °C Humidity: 81 % Track Status: DRY

Stewards:	Race Director:	Timekeeper:
------------------	-----------------------	------------------------






Spa Francorchamps
Porsche Carrera Cup France
Qualifying
Provisional Results by Class



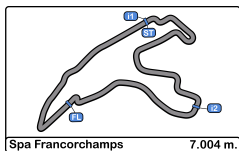
Cls	Nº	Driver	Nat	Team	Class	Cls	Laps	Best	Time	Gap	Interval	Km/h
AM												
1	26	Emil Caumes	FRA	CLRT	AM	1	11	4	2:23.845			175.2
2	888	François Lansard	FRA	CLRT	AM	2	10	6	2:24.605	0.760	0.760	174.3
3	59	Maxence Maurice	FRA	IMSA Performance	AM	3	10	5	2:24.984	1.139	0.379	173.9
4	44	Franck Leherpeur	FRA	Racing Technology	AM	4	10	10	2:26.722	2.877	1.738	171.8
5	22	Steve Brooks	FRA	CLRT	AM	5	11	7	2:28.259	4.414	1.537	170.0

Published at:.....

Track Temp: 7.1 °C Air Temp: 7.1 °C Humidity: 81 % Track Status: DRY

Stewards:	Race Director:	Timekeeper: 
------------------	-----------------------	---





Spa Francorchamps
Porsche Carrera Cup France
Qualifying
Provisional Results by Class



Cls	Nº	Driver	Nat	Team	Class	Cls	Laps	Best	Time	Gap	Interval	Km/h
PRO												
1	1	Ayhancan Güven	TUR	Martinet by Alméras	PRO	1	11	9	2:20.248			179.7
2	91	Jaxon Evans	NZL	BWT Lechner Racing	PRO	2	11	9	2:20.297	0.049	0.049	179.7
3	69	Florian Latorre	FRA	CLRT	PRO	3	12	10	2:20.382	0.134	0.085	179.6
4	23	Marvin Klein	FRA	Martinet by Alméras	PRO	4	11	4	2:20.808	0.560	0.426	179.0
5	27	Jean-Baptiste Simmenauer	FRA	BWT Lechner Racing	PRO	5	12	10	2:20.913	0.665	0.105	178.9
6	5	Adam Eteki	FRA	CLRT	PRO	6	12	9	2:21.115	0.867	0.202	178.6
7	87	Richard Wagner	DEU	BWT Lechner Racing	PRO	7	11	10	2:22.031	1.783	0.916	177.5
8	991	Ugo Gazil	FRA	Pierre Martinet by Alméras	PRO	8	11	9	2:22.324	2.076	0.293	177.1
9	33	Evan Spenle	FRA	Sébastien Loeb Racing	PRO	9	12	11	2:22.383	2.135	0.059	177.0
10	20	Victor Weyrich	FRA	Pierre Martinet by Alméras	PRO	10	10	3	2:22.837	2.589	0.454	176.5

Published at:.....

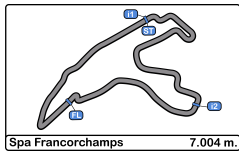
Track Temp: 7.1 °C Air Temp: 7.1 °C Humidity: 81 % Track Status: DRY

Stewards:

Race Director:

Timekeeper:






Spa Francorchamps
Porsche Carrera Cup France
Qualifying
Provisional Results by Class



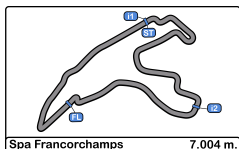
Cls	N°	Driver	Nat	Team	Class	Cls	Laps	Best	Time	Gap	Interval	Km/h
PROAM												
1	55	Nicolas Mislin	FRA	BWT Lechner Racing	PROAM	1	11	9	2:22.568			176.8
2	11	Sylvain Noël	FRA	Racing Technology	PROAM	2	5	4	2:22.824	0.256	0.256	176.5
3	911	Christophe Lapierre	FRA	Sébastien Loeb Racing	PROAM	3	11	10	2:23.114	0.546	0.290	176.1
4	88	Stéphane Denoual	FRA	Martinet by Alméras	PROAM	4	11	9	2:23.667	1.099	0.553	175.5
5	7	Jérôme Boullery	FRA	Racing Technology	PROAM	5	11	11	2:24.613	2.045	0.946	174.3

Published at:.....

Track Temp: 7.1 °C Air Temp: 7.1 °C Humidity: 81 % Track Status: DRY

Stewards:	Race Director:	Timekeeper: 
------------------	-----------------------	---





Spa Francorchamps
Porsche Carrera Cup France
Qualifying



Provisional 2 Fastest Lap Results

Cls	N°	Driver	Nat	Team	Class	Cls	Laps	Best	Time	Gap	Interval	Km/h
1	1	Ayhancan Güven	TUR	Martinet by Alméras	PRO	1	11	8	2:20.277			179.7
2	69	Florian Latorre	FRA	CLRT	PRO	2	12	3	2:20.455	0.178	0.178	179.6
3	91	Jaxon Evans	NZL	BWT Lechner Racing	PRO	3	11	3	2:20.678	0.401	0.223	179.7
4	23	Marvin Klein	FRA	Martinet by Alméras	PRO	4	11	3	2:20.839	0.562	0.161	179.0
5	27	Jean-Baptiste Simmenauer	FRA	BWT Lechner Racing	PRO	5	12	4	2:21.114	0.837	0.275	178.9
6	5	Adam Eteki	FRA	CLRT	PRO	6	12	4	2:21.287	1.010	0.173	178.6
7	87	Richard Wagner	DEU	BWT Lechner Racing	PRO	7	11	4	2:22.173	1.896	0.886	177.5
8	33	Evan Spenle	FRA	Sébastien Loeb Racing	PRO	8	12	3	2:22.459	2.182	0.286	177.0
9	991	Ugo Gazil	FRA	Pierre Martinet by Alméras	PRO	9	11	8	2:22.933	2.656	0.474	177.1
10	20	Victor Weyrich	FRA	Pierre Martinet by Alméras	PRO	10	10	4	2:22.974	2.697	0.041	176.5
11	911	Christophe Lapierre	FRA	Sébastien Loeb Racing	PROAM	1	11	4	2:23.372	3.095	0.398	176.1
12	11	Sylvain Noël	FRA	Racing Technology	PROAM	2	5	3	2:23.519	3.242	0.147	176.5
13	55	Nicolas Misslin	FRA	BWT Lechner Racing	PROAM	3	11	4	2:23.566	3.289	0.047	176.8
14	88	Stéphane Denoual	FRA	Martinet by Alméras	PROAM	4	11	3	2:24.175	3.898	0.609	175.5
15	888	François Lansard	FRA	CLRT	AM	1	10	7	2:24.647	4.370	0.472	174.3
16	7	Jérôme Boullery	FRA	Racing Technology	PROAM	5	11	6	2:25.024	4.747	0.377	174.3
17	26	Emil Caumes	FRA	CLRT	AM	2	11	9	2:25.106	4.829	0.082	175.2
18	59	Maxence Maurice	FRA	IMSA Performance	AM	3	10	4	2:25.660	5.383	0.554	173.9
19	44	Franck Leherpeur	FRA	Racing Technology	AM	4	10	9	2:27.259	6.982	1.599	171.8
20	22	Steve Brooks	FRA	CLRT	AM	5	11	6	2:28.357	8.080	1.098	170.0

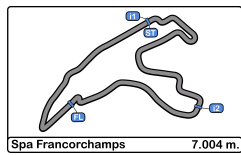
CAR 5 LAP 2 DELETED TRACK LIMITS AT T 3 // 19
 CAR 911 LAP 2 DELETED TRACK LIMITS AT T 3
 CAR 26 LAP 3 DELETED TRACK LIMITS AT T 1
 CAR 911 LAP 3 DELETED TRACK LIMITS AT T 1B
 CAR 33 LAPTIME 4 DELETED TRACK LIMITS AT T 19
 CAR 33 LAPTIME 5 DELETED TRACK LIMITS AT T 19
 CAR 5 LAPTIME 8 DELETED TRACK LIMITS AT T 9
 CAR 44 LAPTIME 7 DELETED TRACK LIMITS AT T 9
 CAR 27 LAPTIME 8 DELETED TRACK LIMITS AT T 19
 CAR 69 LAPTIME 9 DELETED TRACK LIMITS AT T 9
 CAR 20 LAPTIME 8 DELETED TRACK LIMITS AT T 9
 CAR 5 LAPTIME 10 DELETED TRACK LIMITS AT T 9
 CAR 23 LAPTIMES 9 AND 10 DELETED TRACK LIMITS AT T 9
 CAR 22 LAPTIME 10 AND 11 DELETED TRACK LIMITS
 CAR 87 LAPTIMES 9 AND 11 DELETED TRACK LIMITS
 CAR 91 LAPTIME 10 DELETED TRACK LIMITS
 CAR 69 LAPTIME 11 DELETED TRACK LIMITS
 CAR 59 LAPTIME 10 DELETED TRACK LIMITS
 CAR 33 LAPTIME 10 DELETED TRACK LIMITS
 CAR 26 LAPTIME 10 DELETED TRACK LIMITS
 CAR 87 LAPTIME 11 DELETED TRACK LIMITS
 CAR 33 LAPTIME 12 DELETED TRACK LIMITS

Published at:.....

Track Temp: 7.1 °C Air Temp: 7.1 °C Humidity: 81 % Track Status: DRY

Stewards:	Race Director:	Timekeeper:
------------------	-----------------------	------------------------



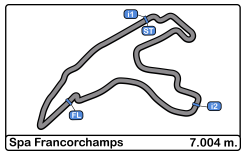


Spa Francorchamps
Porsche Carrera Cup France
Qualifying
Lap Analysis

PORSCHE
CARRERA CUP
FRANCE

1 Ayhancan Güven Porsche							20 Victor Weyrich Porsche						
PRO							Pierre Martinet by Almérás						
Lap D	Time	Sector 1	Sector 2	Sector 3	T. Spd	Elapsed	Lap D	Time	Sector 1	Sector 2	Sector 3	T. Spd	Elapsed
1	10:22:48.593	10:20:53.837	1:12.203	42.553	198.8	10:22:48.593	1	10:23:13.440	10:21:11.930	1:14.010	47.500	192.5	10:23:13.440
2	2:24.781	39.655	1:08.394	36.732	266.6	10:25:13.374	2	2:25.984	40.989	1:07.565	37.430	236.3	10:25:39.424
3	2:20.692	39.140	1:05.076	36.476	258.3	10:27:34.066	3	2:22.837	39.747	1:06.136	36.954	249.4	10:28:02.261
4	2:21.413	39.220	1:05.179	37.014	260.2	10:29:55.479	4	2:22.974	39.937	1:05.861	37.176	249.4	10:30:25.235
5	2:42.806 P	46.245	1:07.298	49.263	248.2	10:32:38.285	5	3:29.914 P	39.898	1:37.481	1:12.535	252.3	10:33:55.149
6	5:35.291	3:37.312	1:16.582	41.397	180.3	10:38:13.576	6	7:39.250	5:34.129	1:19.817	45.304	172.5	10:41:34.399
7	2:29.516	42.343	1:09.383	37.790	219.5	10:40:43.092	7	2:41.346	42.713	1:10.898	47.735	208.8	10:44:15.745
8	2:20.277	39.150	1:04.787	36.340	261.5	10:43:03.369	8	2:24.184	40.064	1:06.751	37.369	247.1	10:46:39.929
9	2:20.248	38.882	1:04.750	36.616	266.0	10:45:23.617	9	2:23.015	39.888	1:06.082	37.045	250.0	10:49:02.944
10	2:29.451	39.761	1:08.795	40.895	207.6	10:47:53.068	10	2:23.179	39.917	1:05.992	37.270	253.5	10:51:26.123
11	3:25.287 P	48.903	1:30.900	1:05.484	41.1	10:51:18.355							
5 Adam Eteki Porsche							22 Steve Brooks Porsche						
PRO							AM						
Lap D	Time	Sector 1	Sector 2	Sector 3	T. Spd	Elapsed	Lap D	Time	Sector 1	Sector 2	Sector 3	T. Spd	Elapsed
1	10:22:54.056	10:20:56.343	1:13.621	44.092	187.5	10:22:54.056	1	10:23:32.056	10:21:30.401	1:17.890	43.765	196.7	10:23:32.056
2	2:26.370	39.897	1:09.777	36.696	262.7	10:25:20.426	2	2:33.110	42.762	1:10.804	39.544	240.5	10:26:05.166
3	2:21.559	39.507	1:05.399	36.653	264.0	10:27:41.985	3	2:29.455	41.240	1:08.953	39.262	240.0	10:28:34.621
4	2:21.287	39.513	1:05.050	36.724	264.7	10:30:03.272	4	2:29.427	40.893	1:09.527	39.007	260.2	10:31:04.048
5	2:33.689 P	39.698	1:07.170	46.821	232.2	10:32:36.961	5	2:29.202	40.903	1:08.709	39.590	242.1	10:33:33.250
6	5:14.316	3:11.861	1:20.493	41.962	89.0	10:37:51.277	6	2:28.357	40.955	1:08.454	38.948	250.5	10:36:01.607
7	2:33.912	43.042	1:07.845	43.025	210.9	10:40:25.189	7	2:28.259	40.708	1:08.233	39.318	258.9	10:38:29.866
8	2:29.888	39.447	1:05.017	36.424	262.1	10:42:46.077	8	2:41.610 P	44.442	1:09.325	47.843	240.5	10:41:11.476
9	2:21.115	39.120	1:04.947	37.048	267.9	10:45:07.192	9	4:25.877	2:38.708	1:08.181	38.988	248.2	10:45:37.353
10	2:21.663	39.526	1:05.278	36.849	265.3	10:47:28.845	10	2:27.136	40.769	1:07.826	38.541	257.7	10:48:04.489
11	2:30.543	45.472	1:08.063	37.008	155.8	10:49:59.388	11	2:27.304	41.019	1:08.094	38.191	238.4	10:50:31.793
12	2:22.135	39.402	1:05.726	37.007	264.7	10:52:21.523							
7 Jérôme Boullery Porsche							23 Marvin Klein Porsche						
PROAM							PRO						
Lap D	Time	Sector 1	Sector 2	Sector 3	T. Spd	Elapsed	Lap D	Time	Sector 1	Sector 2	Sector 3	T. Spd	Elapsed
1	10:23:30.677	10:21:27.510	1:19.700	43.467	175.6	10:23:30.677	1	10:22:49.813	10:20:54.791	1:12.446	42.576	177.9	10:22:49.813
2	2:45.498	45.249	1:18.266	41.983	200.3	10:26:16.175	2	2:21.069	39.422	1:05.090	36.557	261.5	10:25:10.882
3	2:27.951	41.558	1:08.556	37.837	216.0	10:28:44.126	3	2:20.839	39.176	1:04.813	36.850	265.3	10:27:31.721
4	2:34.709	40.402	1:11.273	43.034	257.1	10:31:18.835	4	2:20.808	39.075	1:05.069	36.664	268.6	10:29:52.529
5	2:30.611	40.285	1:06.987	43.339	255.3	10:33:49.446	5	2:42.822 P	42.050	1:12.893	47.879	157.8	10:32:35.351
6	2:25.024	40.583	1:06.954	37.487	248.8	10:36:14.470	6	7:08.661	5:05.091	1:23.283	40.287	107.3	10:39:44.012
7	2:35.109 P	40.493	1:06.839	47.777	245.4	10:38:49.579	7	2:54.658	56.205	1:17.970	40.483	158.3	10:42:38.670
8	4:35.888	2:27.217	1:21.654	47.017	145.9	10:43:25.467	8	2:35.043	41.416	1:14.909	38.718	173.6	10:45:13.713
9	2:29.594	41.956	1:09.844	37.794	214.7	10:45:55.061	9	2:49.995	39.092	1:04.561	36.342	272.7	10:47:33.708
10	2:26.906	40.697	1:07.083	39.126	255.3	10:48:21.967	10	2:20.532	38.937	1:04.867	36.728	266.6	10:49:54.240
11	2:24.613	40.221	1:06.664	37.728	251.7	10:50:46.580	11	2:41.492 P	39.010	1:10.490	51.992	270.6	10:52:35.732
11 Sylvain Noël Porsche							26 Emil Caumes Porsche						
PROAM							AM						
Lap D	Time	Sector 1	Sector 2	Sector 3	T. Spd	Elapsed	Lap D	Time	Sector 1	Sector 2	Sector 3	T. Spd	Elapsed
1	10:23:10.965	10:21:08.899	1:15.083	46.983	192.8	10:23:10.965	1	10:23:22.898	10:21:26.470	1:16.108	40.320	178.8	10:23:22.898
2	2:26.332	40.867	1:07.359	38.106	233.2	10:25:37.297	2	2:27.455	41.285	1:08.607	37.563	246.0	10:25:50.353
3	2:23.519	40.128	1:06.309	37.082	251.1	10:28:00.816	3	2:24.665	40.629	1:06.893	37.143	260.8	10:28:15.018
4	2:22.824	39.601	1:06.067	37.156	251.1	10:30:23.640	4	2:23.845	40.020	1:06.695	37.130	259.6	10:30:38.863
5	3:38.925 P	40.079	1:43.109	1:15.737	254.7	10:34:02.565	5	2:30.550	40.074	1:10.718	39.758	262.7	10:33:09.413
							6	2:40.557 P	40.308	1:07.273	52.976	262.7	10:35:49.970
							7	4:44.969	2:25.090	1:35.858	44.021	145.7	10:40:34.939
							8	2:32.721	41.971	1:12.128	38.622	225.4	10:43:07.660
							9	2:25.106	40.553	1:07.517	37.036	250.5	10:45:32.766
							10	2:24.246	40.004	1:06.540	37.672	263.4	10:47:56.982
							11	3:01.231 P	45.867	1:19.633	55.731	157.2	10:50:58.213





Spa Francorchamps
Porsche Carrera Cup France
Qualifying
Lap Analysis



27

Jean-Baptiste Simmenauer

Porsche 55

Nicolas Misslin

Porsche

PRO							BWT Lechner Racing		PROAM							BWT Lechner Racing	
Lap D	Time	Sector 1	Sector 2	Sector 3	T. Spd	Elapsed	Lap D	Time	Sector 1	Sector 2	Sector 3	T. Spd	Elapsed				
1	10:22:55.935	10:20:56.816	1:13.746	45.373	179.1	10:22:55.935	1	10:23:07.008	10:21:06.407	1:13.572	47.029	206.1	10:23:07.008				
2	2:22.380	39.583	1:06.015	36.782	252.3	10:25:18.315	2	2:24.690	40.490	1:07.080	37.120	249.4	10:25:31.698				
3	2:21.253	39.405	1:05.124	36.724	267.3	10:27:39.568	3	2:23.687	40.036	1:06.715	36.936	252.9	10:27:55.385				
4	2:21.114	39.354	1:05.115	36.645	268.6	10:30:00.682	4	2:23.566	39.964	1:06.270	37.332	254.1	10:30:18.951				
5	2:30.093 P	39.395	1:05.521	45.177	267.3	10:32:30.775	5	2:46.281 P	40.105	1:11.498	54.678	251.1	10:33:05.232				
6	5:29.985	3:32.179	1:15.959	41.847	189.8	10:38:00.760	6	6:40.776	4:38.407	1:19.734	42.635	132.6	10:39:46.008				
7	2:32.880	41.884	1:09.341	41.655	200.7	10:40:33.640	7	2:54.289	54.958	1:18.411	40.920	151.0	10:42:40.297				
8	2:23.644	39.506	1:05.914	38.221	258.3	10:42:57.281	8	2:29.237	39.949	1:06.880	42.408	258.9	10:45:09.534				
9	2:21.758	39.219	1:05.544	36.995	270.6	10:45:19.039	9	2:22.568	39.736	1:05.957	36.875	258.3	10:47:32.102				
10	2:20.913	39.056	1:05.018	36.839	267.9	10:47:39.952	10	2:28.583	39.981	1:07.334	41.268	263.4	10:50:00.685				
11	2:21.406	39.313		2:58.245	270.6	10:50:01.358	11	2:42.907 P	39.972	1:06.597	56.338	243.2	10:52:43.592				
12	2:43.015 P	39.138	1:05.923	57.954	269.3	10:52:44.373											

33

Evan Spenle

Porsche

59

Maxence Maurice

Porsche

PRO							Sébastien Loeb Racing		AM							IMSA Performance	
Lap D	Time	Sector 1	Sector 2	Sector 3	T. Spd	Elapsed	Lap D	Time	Sector 1	Sector 2	Sector 3	T. Spd	Elapsed				
1	10:22:57.183	10:20:57.930	1:13.467	45.786	190.8	10:22:57.183	1	10:23:17.610	10:21:16.919	1:14.209	46.482	208.4	10:23:17.610				
2	2:24.305	40.298	1:06.881	37.126	252.3	10:25:21.488	2	2:28.710	41.509	1:09.017	38.184	239.4	10:25:46.320				
3	2:22.459	39.950	1:05.899	36.610	250.5	10:27:43.947	3	2:33.703	40.244	1:06.526	46.933	260.8	10:28:20.023				
4	2:22.939	40.003	1:05.950	36.986	258.9	10:30:06.886	4	2:25.660	41.094	1:06.531	38.035	258.9	10:30:45.683				
5	2:23.292	39.786	1:06.446	37.060	261.5	10:32:30.178	5	2:24.984	40.277	1:06.929	37.778	252.3	10:33:10.667				
6	2:33.823 P	40.396	1:07.198	46.229	250.0	10:35:04.001	6	2:34.159 P	40.131	1:07.195	46.833	246.5	10:35:44.826				
7	5:02.914	3:01.708	1:16.528	44.678	209.3	10:40:06.915	7	6:35.616	4:36.309	1:16.684	42.623	167.1	10:42:20.442				
8	2:26.472	40.787	1:08.412	37.273	257.1	10:42:33.387	8	2:53.215	42.996	1:10.910	59.309	165.6	10:45:13.657				
9	2:22.621	40.049	1:06.083	36.489	262.1	10:44:56.008	9	2:30.877	41.758	1:11.200	37.919	254.7	10:47:44.534				
10	2:21.772	39.662	1:05.539	36.571	262.7	10:47:17.780	10	2:25.160	40.316	1:06.441	38.403	257.7	10:50:09.694				
11	2:22.383	39.784	1:05.821	36.778	266.0	10:49:40.163											
12	2:22.864	39.940	1:06.144	36.777	262.1	10:52:03.024											

44

Franck Leherpeur

Porsche

69

Florian Latorre

Porsche

AM							Racing Technology		PRO							CLRT	
Lap D	Time	Sector 1	Sector 2	Sector 3	T. Spd	Elapsed	Lap D	Time	Sector 1	Sector 2	Sector 3	T. Spd	Elapsed				
1	10:23:32.434	10:21:30.746	1:18.185	43.503	180.6	10:23:32.434	1	10:22:46.694	10:20:52.182	1:11.122	43.390	214.7	10:22:46.694				
2	2:36.315	44.364	1:12.240	39.711	209.3	10:26:08.749	2	2:21.462	39.776	1:05.207	36.479	264.7	10:25:08.156				
3	2:32.392	42.069	1:11.007	39.316	248.8	10:28:41.141	3	2:20.455	39.380	1:04.637	36.438	267.3	10:27:28.611				
4	2:30.640	42.055	1:09.213	39.372	242.1	10:31:11.781	4	2:20.982	39.385	1:05.082	36.515	267.3	10:29:49.593				
5	2:52.170 P	41.876	1:08.700	1:01.594	241.6	10:34:03.951	5	2:33.710 P	39.786	1:08.097	45.827	239.4	10:32:23.303				
6	7:12.518	5:09.875	1:19.059	43.584	139.3	10:41:16.469	6	5:25.758	3:28.248	1:16.392	41.118	155.6	10:37:49.061				
7	2:32.247	42.506	1:10.045	39.666	243.2	10:43:48.686	7	2:34.659	43.184	1:07.009	44.466	238.9	10:40:23.720				
8	2:28.214	41.297	1:08.344	38.573	246.0	10:46:16.900	8	2:28.161	39.249	1:11.207	37.705	269.3	10:42:51.881				
9	2:27.259	41.384	1:07.647	38.228	248.8	10:48:44.159	9	2:20.479	39.061	1:04.817	36.601	270.6	10:45:12.360				
10	2:26.722	41.122	1:07.645	37.955	255.9	10:51:10.881	10	2:20.382	38.887	1:04.862	36.633	272.0	10:47:32.742				
							11	2:25.068	41.083	1:07.756	37.129	216.4	10:49:58.710				
							12	2:21.171	39.175	1:05.352	36.644	269.3	10:52:19.881				

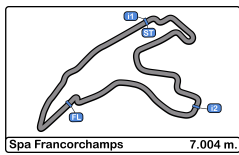
87

Richard Wagner

Porsche

PRO							BWT Lechner Racing						
Lap D	Time	Sector 1	Sector 2	Sector 3	T. Spd	Elapsed	Lap D	Time	Sector 1	Sector 2	Sector 3	T. Spd	Elapsed
1	10:23:01.771	10:20:59.402	1:17.795	44.574	180.3	10:23:01.771	1	10:23:01.771	10:20:59.402	1:17.795	44.574	180.3	10:23:01.771
2	2:24.558	40.543	1:06.749	37.266	243.2	10:25:26.329	2	2:24.558	40.543	1:06.749	37.266	243.2	10:25:26.329
3	2:22.648	39.848	1:05.651	37.149	261.5	10:27:48.977	3	2:22.648	39.848	1:05.651	37.149	261.5	10:27:48.977
4	2:22.173	39.656	1:05.553	36.964	266.0	10:30:11.150	4	2:22.173	39.656	1:05.553	36.964	266.0	10:30:11.150
5	2:37.819 P	39.802	1:09.913	48.104	256.5	10:32:48.969	5	2:37.819 P	39.802	1:09.913	48.104	256.5	10:32:48.969
6	6:24.075	4:25.841	1:17.105	41.129	174.7	10:39:13.044	6	6:24.075	4:25.841	1:17.105	41.129	174.7	10:39:13.044
7	2:38.103	41.752	1:10.836	45.515	237.3	10:41:51.147	7	2:38.103	41.752	1:10.836	45.515	237.3	10:41:51.147
8	2:22.729	39.918	1:05.801	37.010	258.9	10:44:13.876	8	2:22.729	39.918	1:05.801	37.010	258.9	10:44:13.876
9	2:24.029	39.765	1:05.579	38.676	263.4	10:46:37.896	9	2:24.029	39.765	1:05.579	38.676	263.4	10:46:37.896
10	2:22.031	39.592	1:05.555	36.884	267.3	10:48:59.927	10	2:22.031	39.592	1:05.555	36.884	267.3	10:48:59.927
11	2:26.048	39.530	1:05.834	40.654	267.3	10:51:25.945	11	2:26.048	39.530	1:05.834	40.654	267.3	10:51:25.945





Spa Francorchamps
Porsche Carrera Cup France
Qualifying
Lap Analysis



88

Stéphane Denoual

Porsche **991**

Ugo Gazil

Porsche

PROAM							Martinet by Alméras						PRO						Pierre Martinet by Alméras												
Lap	D	Time	Sector 1	Sector 2	Sector 3	T. Spd	Elapsed	Lap	D	Time	Sector 1	Sector 2	Sector 3	T. Spd	Elapsed	Lap	D	Time	Sector 1	Sector 2	Sector 3	T. Spd	Elapsed	Lap	D	Time	Sector 1	Sector 2	Sector 3	T. Spd	Elapsed
1		10:23:20.784	10:21:17.754	1:15.237	47.793	156.0	10:23:20.784	1		10:23:08.493	10:21:07.816	1:13.358	47.319	203.0	10:23:08.493																
2		2:27.964	41.099	1:07.318	39.547	253.5	10:25:48.748	2		2:25.074	40.564	1:07.383	37.127	247.7	10:25:33.567																
3		2:24.175	40.109	1:06.735	37.331	254.7	10:28:12.923	3		2:23.049	39.901	1:06.325	36.823	255.9	10:27:56.616																
4		2:24.693	40.083	1:06.930	37.680	250.5	10:30:37.616	4		2:23.167	39.923	1:06.333	36.911	257.7	10:30:19.783																
5		2:40.239 P	40.187	1:11.125	48.927	257.7	10:33:17.855	5		2:33.483 P	40.085	1:06.372	47.026	258.9	10:32:53.266																
6		5:12.030	3:00.394	1:22.374	49.262	152.9	10:38:29.885	6		6:51.739	4:47.493	1:23.481	40.765	129.3	10:39:45.005																
7		2:39.425	46.106	1:11.414	41.905	226.8	10:41:09.310	7		2:54.370	43.858	1:25.571	44.941	169.0	10:42:39.375																
8		2:26.759	40.623	1:08.234	37.902	240.5	10:43:36.069	8		2:22.933	39.920	1:05.938	37.075	264.0	10:45:02.308																
9		2:23.667	39.866	1:06.622	37.179	254.1	10:45:59.736	9		2:22.324	39.764	1:05.632	36.928	260.2	10:47:24.632																
10		2:24.459	39.842	1:06.763	37.854	257.1	10:48:24.195	10		2:23.801	39.753	1:06.121	37.927	263.4	10:49:48.433																
11		2:51.199 P	40.556	1:14.349	56.294	247.7	10:51:15.394	11		2:24.423	39.680	1:06.873	37.870	259.6	10:52:12.856																

91

Jaxon Evans

Porsche

PRO							BWT Lechner Racing								
Lap	D	Time	Sector 1	Sector 2	Sector 3	T. Spd	Elapsed	Lap	D	Time	Sector 1	Sector 2	Sector 3	T. Spd	Elapsed
1		10:22:52.621	10:20:55.900	1:13.627	43.094	181.5	10:22:52.621								
2		2:21.419	39.636	1:05.330	36.453	258.3	10:25:14.040								
3		2:20.678	39.190	1:04.903	36.585	256.5	10:27:34.718								
4		2:20.964	39.181	1:05.209	36.574	255.9	10:29:55.682								
5		2:36.959 P	39.989	1:08.037	48.933	227.8	10:32:32.641								
6		5:23.800	3:21.820	1:20.179	41.801	159.5	10:37:56.441								
7		2:33.969	42.271	1:09.945	41.753	222.2	10:40:30.410								
8		2:29.509	41.207	1:09.767	38.535	244.3	10:42:59.919								
9		2:20.297	39.126	1:04.771	36.400	268.6	10:45:20.216								
10		2:20.306	38.992	1:04.821	36.493	271.3	10:47:40.522								
11		2:34.593 P	39.975	1:08.189	46.429	239.4	10:50:15.115								

888

François Lansard

Porsche

AM							CLRT								
Lap	D	Time	Sector 1	Sector 2	Sector 3	T. Spd	Elapsed	Lap	D	Time	Sector 1	Sector 2	Sector 3	T. Spd	Elapsed
1		10:29:49.476	10:27:35.057	1:24.642	49.777	163.1	10:29:49.476								
2		2:47.999	45.616	1:19.082	43.301	146.9	10:32:37.475								
3		2:30.142	41.756	1:10.057	38.329	231.7	10:35:07.617								
4		2:26.949	40.490	1:08.770	37.689	232.2	10:37:34.566								
5		2:25.291	40.041	1:07.560	37.690	256.5	10:39:59.857								
6		2:24.605	39.797	1:07.147	37.661	264.7	10:42:24.462								
7		2:24.647	39.855	1:07.281	37.511	261.5	10:44:49.109								
8		2:25.676	40.123	1:07.767	37.786	266.0	10:47:14.785								
9		2:25.013	39.929	1:07.436	37.648	264.7	10:49:39.798								
10		3:07.004 P	45.360	1:21.216	1:00.428	211.3	10:52:46.802								

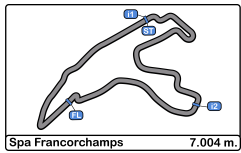
911

Christophe Lapierre

Porsche

PROAM							Sébastien Loeb Racing								
Lap	D	Time	Sector 1	Sector 2	Sector 3	T. Spd	Elapsed	Lap	D	Time	Sector 1	Sector 2	Sector 3	T. Spd	Elapsed
1		10:23:14.059	10:21:12.357	1:14.659	47.043	173.9	10:23:14.059								
2		2:26.346	40.602	1:08.149	37.565	234.7	10:25:40.375								
3		2:23.407	40.198	1:06.206	37.093	260.8	10:28:03.872								
4		2:23.372	40.105	1:06.004	37.263	267.3	10:30:27.244								
5		2:23.982	40.167	1:06.469	37.346	264.7	10:32:51.226								
6		2:56.668 P	40.478	1:19.183	57.007	258.9	10:35:47.894								
7		5:26.883	3:30.056	1:16.344	40.483	194.9	10:41:14.777								
8		2:28.200	41.209	1:08.537	38.454	250.0	10:43:42.977								
9		2:23.643	40.271	1:06.409	36.963	256.5	10:46:06.620								
10		2:23.114	40.130	1:05.923	37.061	261.5	10:48:29.734								
11		2:24.452	40.034	1:06.800	37.618	259.6	10:50:54.186								

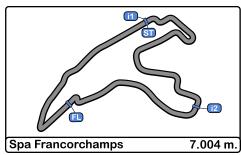




Spa Francorchamps
Porsche Carrera Cup France
Qualifying
Best Sectors Results



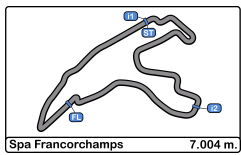
Sector - 1				Sector - 2				Sector - 3				Ideal Lap vs Best Lap			
Clas	Nº	Driver	Time	Nº	Driver	Time	Nº	Driver	Time	Clas	Nº	Driver	Ideal Lap	Best Lap	Clas
1	1	Ayhancan Güven	38.882	23	Marvin Klein	1:04.561	1	Ayhancan Güven	36.340	1	23	Marvin Klein	2:19.840	2:20.808	4
2	69	Florian Latorre	38.887	69	Florian Latorre	1:04.637	23	Marvin Klein	36.342	2	69	Florian Latorre	2:19.962	2:20.382	3
3	23	Marvin Klein	38.937	1	Ayhancan Güven	1:04.750	91	Jaxon Evans	36.400	3	1	Ayhancan Güven	2:19.972	2:20.248	1
4	91	Jaxon Evans	38.992	91	Jaxon Evans	1:04.771	5	Adam Eteki	36.424	4	91	Jaxon Evans	2:20.163	2:20.297	2
5	27	Jean-Baptiste	39.056	5	Adam Eteki	1:04.947	69	Florian Latorre	36.438	5	5	Adam Eteki	2:20.491	2:21.115	6
6	5	Adam Eteki	39.120	27	Jean-Baptiste	1:05.018	33	Evan Spenle	36.489	6	27	Jean-Baptiste	2:20.719	2:20.913	5
7	87	Richard Wagner	39.530	33	Evan Spenle	1:05.539	27	Jean-Baptiste	36.645	7	33	Evan Spenle	2:21.690	2:22.383	9
8	11	Sylvain Noël	39.601	87	Richard Wagner	1:05.553	991	Ugo Gazil	36.823	8	87	Richard Wagner	2:21.967	2:22.031	7
9	33	Evan Spenle	39.662	991	Ugo Gazil	1:05.632	55	Nicolas Mislin	36.875	9	991	Ugo Gazil	2:22.135	2:22.324	8
10	99	Ugo Gazil	39.680	20	Victor Weyrich	1:05.861	87	Richard Wagner	36.884	10	20	Victor Weyrich	2:22.562	2:22.837	12
11	55	Nicolas Mislin	39.736	911	Christophe Lapierre	1:05.923	20	Victor Weyrich	36.954	11	55	Nicolas Mislin	2:22.568	2:22.568	10
12	20	Victor Weyrich	39.747	55	Nicolas Mislin	1:05.957	911	Christophe Lapierre	36.963	12	11	Sylvain Noël	2:22.750	2:22.824	11
13	88	François Lansard	39.797	11	Sylvain Noël	1:06.067	26	Emil Caumes	37.036	13	911	Christophe Lapierre	2:22.920	2:23.114	13
14	88	Stéphane Denoual	39.842	59	Maxence Maurice	1:06.441	11	Sylvain Noël	37.082	14	26	Emil Caumes	2:23.580	2:23.845	15
15	26	Emil Caumes	40.004	26	Emil Caumes	1:06.540	88	Stéphane Denoual	37.179	15	88	Stéphane Denoual	2:23.643	2:23.667	14
16	91	Christophe Lapierre	40.034	88	Stéphane Denoual	1:06.622	7	Jérôme Boullery	37.487	16	59	Maxence Maurice	2:24.350	2:24.984	18
17	59	Maxence Maurice	40.131	7	Jérôme Boullery	1:06.664	888	François Lansard	37.511	17	7	Jérôme Boullery	2:24.372	2:24.613	17
18	7	Jérôme Boullery	40.221	888	François Lansard	1:07.147	59	Maxence Maurice	37.778	18	888	François Lansard	2:24.455	2:24.605	16
19	22	Steve Brooks	40.708	44	Franck Leherpeur	1:07.645	44	Franck Leherpeur	37.955	19	44	Franck Leherpeur	2:26.722	2:26.722	19
20	44	Franck Leherpeur	41.122	22	Steve Brooks	1:07.826	22	Steve Brooks	38.191	20	22	Steve Brooks	2:26.725	2:28.259	20



Spa Francorchamps
Porsche Carrera Cup France
Qualifying
Best 5 Lap Times



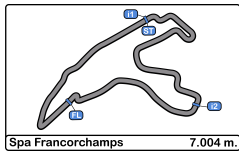
Cls	N°	Driver	Nat	Team	Class	Best 1		Best 2		Best 3		Best 4		Best 5	
						Time	Lap	Time	Lap	Time	Lap	Time	Lap	Time	Lap
1	1	Ayhancan Güven	TUR	Martinet by AI	PRO	2:20.248	9	2:20.277	8	2:20.692	3	2:21.413	4	2:24.781	2
2	91	Jaxon Evans	NZL	BWT Lechner	PRO	2:20.297	9	2:20.678	3	2:20.964	4	2:21.419	2	2:29.509	8
3	69	Florian Latorre	FRA	CLRT	PRO	2:20.382	10	2:20.455	3	2:20.982	4	2:21.171	12	2:21.462	2
4	23	Marvin Klein	FRA	Martinet by AI	PRO	2:20.808	4	2:20.839	3	2:21.069	2	2:35.043	8	2:41.492	11
5	27	Jean-Baptiste Simmenauer	FRA	BWT Lechner	PRO	2:20.913	10	2:21.114	4	2:21.253	3	2:21.406	11	2:21.758	9
6	5	Adam Eteki	FRA	CLRT	PRO	2:21.115	9	2:21.287	4	2:21.559	3	2:22.135	12	2:30.543	11
7	87	Richard Wagner	DEU	BWT Lechner	PRO	2:22.031	10	2:22.173	4	2:22.648	3	2:22.729	8	2:24.558	2
8	99	Ugo Gazil	FRA	Pierre Martinet	PRO	2:22.324	9	2:22.933	8	2:23.049	3	2:23.167	4	2:23.801	10
9	33	Evan Spenle	FRA	Sébastien Loe	PRO	2:22.383	11	2:22.459	3	2:22.621	9	2:24.305	2	2:26.472	8
10	55	Nicolas Misslin	FRA	BWT Lechner	PROA	2:22.568	9	2:23.566	4	2:23.687	3	2:24.690	2	2:28.583	10
11	11	Sylvain Noël	FRA	Racing Techno	PROA	2:22.824	4	2:23.519	3	2:26.332	2	3:38.925	5		
12	20	Victor Weyrich	FRA	Pierre Martinet	PRO	2:22.837	3	2:22.974	4	2:23.015	9	2:23.179	10	2:25.984	2
13	91	Christophe Lapiere	FRA	Sébastien Loe	PROA	2:23.114	10	2:23.372	4	2:23.643	9	2:23.982	5	2:24.452	11
14	88	Stéphane Denoual	FRA	Martinet by AI	PROA	2:23.667	9	2:24.175	3	2:24.459	10	2:24.693	4	2:26.759	8
15	26	Emil Caumes	FRA	CLRT	AM	2:23.845	4	2:25.106	9	2:27.455	2	2:30.550	5	2:32.721	8
16	88	François Lansard	FRA	CLRT	AM	2:24.605	6	2:24.647	7	2:25.013	9	2:25.291	5	2:25.676	8
17	7	Jérôme Boullery	FRA	Racing Techno	PROA	2:24.613	11	2:25.024	6	2:26.906	10	2:27.951	3	2:29.594	9
18	59	Maxence Maurice	FRA	IMSA Performa	AM	2:24.984	5	2:25.660	4	2:28.710	2	2:30.877	9	2:33.703	3
19	44	Franck Leherpeur	FRA	Racing Techno	AM	2:26.722	10	2:27.259	9	2:28.214	8	2:30.640	4	2:32.392	3
20	22	Steve Brooks	FRA	CLRT	AM	2:28.259	7	2:28.357	6	2:29.202	5	2:29.427	4	2:29.455	3



Spa Francorchamps
Porsche Carrera Cup France
Qualifying
Best 5 Top Speeds

PORSCHE
CARRERA CUP
FRANCE

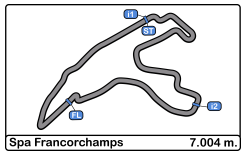
Cls	N°	Driver	Nat	Team	Class	Top 1		Top 2		Top 3		Top 4		Top 5		Avg
						Km/h	Lap	Km/h	Lap	Km/h	Lap	Km/h	Lap	Km/h	Lap	
1	23	Marvin Klein	FRA	Martinet by AI	PRO	272.7	9	270.6	11	268.6	4	266.6	10	265.3	3	268.8
2	69	Florian Latorre	FRA	CLRT	PRO	272.0	10	270.6	9	269.3	8	269.3	12	267.3	3	269.7
3	91	Jaxon Evans	NZL	BWT Lechner	PRO	271.3	10	268.6	9	258.3	2	256.5	3	255.9	4	262.1
4	27	Jean-Baptiste Simmenauer	FRA	BWT Lechner	PRO	270.6	9	270.6	11	269.3	12	268.6	4	267.9	10	269.4
5	5	Adam Eteki	FRA	CLRT	PRO	267.9	9	265.3	10	264.7	4	264.7	12	264.0	3	265.3
6	87	Richard Wagner	DEU	BWT Lechner	PRO	267.3	10	267.3	11	266.0	4	263.4	9	261.5	3	265.1
7	91	Christophe Lapierre	FRA	Sébastien Loe	PROA	267.3	4	264.7	5	261.5	10	260.8	3	259.6	11	262.8
8	1	Ayhancan Güven	TUR	Martinet by AI	PRO	266.6	2	266.0	9	261.5	8	260.2	4	258.3	3	262.5
9	33	Evan Spenle	FRA	Sébastien Loe	PRO	266.0	11	262.7	10	262.1	9	262.1	12	261.5	5	262.9
10	88	François Lansard	FRA	CLRT	AM	266.0	8	264.7	6	264.7	9	261.5	7	256.5	5	262.6
11	99	Ugo Gazil	FRA	Pierre Martinet	PRO	264.0	8	263.4	10	260.2	9	259.6	11	258.9	5	261.2
12	26	Emil Caumes	FRA	CLRT	AM	263.4	10	262.7	5	262.7	6	260.8	3	259.6	4	261.8
13	55	Nicolas Misslin	FRA	BWT Lechner	PROA	263.4	10	258.9	8	258.3	9	254.1	4	252.9	3	257.5
14	59	Maxence Maurice	FRA	IMSA Performa	AM	260.8	3	258.9	4	257.7	10	254.7	9	252.3	5	256.9
15	22	Steve Brooks	FRA	CLRT	AM	260.2	4	258.9	7	257.7	10	250.5	6	248.2	9	255.1
16	88	Stéphane Denoual	FRA	Martinet by AI	PROA	257.7	5	257.1	10	254.7	3	254.1	9	253.5	2	255.4
17	7	Jérôme Boullery	FRA	Racing Techno	PROA	257.1	4	255.3	5	255.3	10	251.7	11	248.8	6	253.6
18	44	Franck Leherpeur	FRA	Racing Techno	AM	255.9	10	248.8	3	248.8	9	246.0	8	243.2	7	248.5
19	11	Sylvain Noël	FRA	Racing Techno	PROA	254.7	5	251.1	3	251.1	4	233.2	2	192.8	1	236.6
20	20	Victor Weyrich	FRA	Pierre Martinet	PRO	253.5	10	252.3	5	250.0	9	249.4	3	249.4	4	250.9



Spa Francorchamps
Porsche Carrera Cup France
Qualifying
Fastest Laps Sequence

PORSCHE
CARRERA CUP
FRANCE

Lap	Time of Day	Session Time	N°	Driver	Nat	Team	Class	Time	Km/h
2	10:25:08.156	5:08.156	69	Florian Latorre	FRA	CLRT	PRO	2:21.462	178.2
2	10:25:10.882	5:10.882	23	Marvin Klein	FRA	Martinet by Alméras	PRO	2:21.069	178.7
3	10:27:28.611	7:28.611	69	Florian Latorre	FRA	CLRT	PRO	2:20.455	179.5
8	10:43:03.369	23:03.369	1	Ayhancan Güven	TUR	Martinet by Alméras	PRO	2:20.277	179.7
9	10:45:23.617	25:23.617	1	Ayhancan Güven	TUR	Martinet by Alméras	PRO	2:20.248	179.7



Spa Francorchamps
Porsche Carrera Cup France
Qualifying
Event Best Maximum Speed

PORSCHE
CARRERA CUP
FRANCE

N°	Driver	Nat	Team	Class	Km/h	Session
23	Marvin Klein	FRA	Martinet by Alméras	PRO	272.7	Qualifying
69	Florian Latorre	FRA	CLRT	PRO	272.0	Qualifying
91	Jaxon Evans	NZL	BWT Lechner Racing	PRO	271.3	Qualifying
1	Ayhancan Güven	TUR	Martinet by Alméras	PRO	270.6	Free Practice - 2
27	Jean-Baptiste Simmenauer	FRA	BWT Lechner Racing	PRO	270.6	Qualifying
991	Ugo Gazil	FRA	Pierre Martinet by Alméras	PRO	267.9	Free Practice - 2
5	Adam Eteki	FRA	CLRT	PRO	267.9	Qualifying
911	Christophe Lapierre	FRA	Sébastien Loeb Racing	PROAM	267.3	Qualifying
87	Richard Wagner	DEU	BWT Lechner Racing	PRO	267.3	Qualifying
888	François Lansard	FRA	CLRT	AM	266.0	Qualifying
33	Evan Spenle	FRA	Sébastien Loeb Racing	PRO	266.0	Qualifying
55	Nicolas Misslin	FRA	BWT Lechner Racing	PROAM	264.7	Free Practice - 1
11	Sylvain Noël	FRA	Racing Technology	PROAM	264.0	Free Practice - 2
7	Jérôme Boullery	FRA	Racing Technology	PROAM	263.4	Free Practice - 2
26	Emil Caumes	FRA	CLRT	AM	263.4	Qualifying
22	Steve Brooks	FRA	CLRT	AM	261.5	Free Practice - 1
20	Victor Weyrich	FRA	Pierre Martinet by Alméras	PRO	261.5	Free Practice - 2
59	Maxence Maurice	FRA	IMSA Performance	AM	260.8	Qualifying
88	Stéphane Denoual	FRA	Martinet by Alméras	PROAM	260.2	Free Practice - 2
44	Franck Leherpeur	FRA	Racing Technology	AM	258.3	Free Practice - 2



Spa Francorchamps
Porsche Carrera Cup France
Qualifying
Pit Stop Analysis



1 Ayhancaan Güven PRO Martinet by Alm ras
Porsche

Nr.	In Day Time	In Time	Out Time	Pit Time	T. Pit Time	Handicap	Penalty
1	10:32:31.462	10:32:31.462	10:35:27.909	2:56.447	2:56.447		
2	10:51:11.622	10:51:11.622	10:53:01.877	1:50.255	4:46.702		

5 Adam Eteki PRO CLRT
Porsche

Nr.	In Day Time	In Time	Out Time	Pit Time	T. Pit Time	Handicap	Penalty
1	10:32:30.235	10:32:30.235	10:34:56.113	2:25.878	2:25.878		

7 J r me Boullery PROAM Racing Technology
Porsche

Nr.	In Day Time	In Time	Out Time	Pit Time	T. Pit Time	Handicap	Penalty
1	10:38:43.977	10:38:43.977	10:40:24.532	1:40.555	1:40.555		

11 Sylvain No l PROAM Racing Technology
Porsche

Nr.	In Day Time	In Time	Out Time	Pit Time	T. Pit Time	Handicap	Penalty
1	10:33:55.700	10:33:55.700	10:53:06.489	19:10.789	19:10.789		9

20 Victor Weyrich PRO Pierre Martinet by Alm ras
Porsche

Nr.	In Day Time	In Time	Out Time	Pit Time	T. Pit Time	Handicap	Penalty
1	10:33:49.414	10:33:49.414	10:38:32.726	4:43.312	4:43.312		

22 Steve Brooks AM CLRT
Porsche

Nr.	In Day Time	In Time	Out Time	Pit Time	T. Pit Time	Handicap	Penalty
1	10:41:05.731	10:41:05.731	10:43:14.181	2:08.450	2:08.450		

23 Marvin Klein PRO Martinet by Alm ras
Porsche

Nr.	In Day Time	In Time	Out Time	Pit Time	T. Pit Time	Handicap	Penalty
1	10:32:28.790	10:32:28.790	10:36:47.753	4:18.963	4:18.963		
2	10:52:29.405	10:52:29.405	10:53:09.357	39.952	4:58.915		

26 Emil Caumes AM CLRT
Porsche

Nr.	In Day Time	In Time	Out Time	Pit Time	T. Pit Time	Handicap	Penalty
1	10:35:44.416	10:35:44.416	10:37:20.065	1:35.649	1:35.649		
2	10:50:52.871	10:50:52.871	10:53:23.448	2:30.577	4:06.226		

27 Jean-Baptiste Simmenauer PRO BWT Lechner Racing
Porsche

Nr.	In Day Time	In Time	Out Time	Pit Time	T. Pit Time	Handicap	Penalty
1	10:32:24.928	10:32:24.928	10:35:17.665	2:52.737	2:52.737		
2	10:52:36.925	10:52:36.925	10:53:16.597	39.672	3:32.409		

33 Evan Spenle PRO S bastien Loeb Racing
Porsche

Nr.	In Day Time	In Time	Out Time	Pit Time	T. Pit Time	Handicap	Penalty
1	10:34:58.394	10:34:58.394	10:37:21.717	2:23.323	2:23.323		

44 Franck Leherpeur AM Racing Technology
Porsche

Nr.	In Day Time	In Time	Out Time	Pit Time	T. Pit Time	Handicap	Penalty
1	10:33:57.333	10:33:57.333	10:38:23.024	4:25.691	4:25.691		

55 Nicolas Misslin PROAM BWT Lechner Racing
Porsche

Nr.	In Day Time	In Time	Out Time	Pit Time	T. Pit Time	Handicap	Penalty
1	10:32:57.792	10:32:57.792	10:36:54.082	3:56.290	3:56.290		
2	10:52:36.077	10:52:36.077	10:53:15.265	39.188	4:35.478		

59 Maxence Maurice AM IMSA Performance
Porsche

Nr.	In Day Time	In Time	Out Time	Pit Time	T. Pit Time	Handicap	Penalty
1	10:35:39.549	10:35:39.549	10:39:32.729	3:53.180	3:53.180		

69 Florian Latorre PRO CLRT
Porsche

Nr.	In Day Time	In Time	Out Time	Pit Time	T. Pit Time	Handicap	Penalty
1	10:32:17.555	10:32:17.555	10:34:57.220	2:39.665	2:39.665		

87 Richard Wagner PRO BWT Lechner Racing
Porsche

Nr.	In Day Time	In Time	Out Time	Pit Time	T. Pit Time	Handicap	Penalty
1	10:32:43.479	10:32:43.479	10:36:25.904	3:42.425	3:42.425		

88 St phane Denoual PROAM Martinet by Alm ras
Porsche

Nr.	In Day Time	In Time	Out Time	Pit Time	T. Pit Time	Handicap	Penalty
1	10:33:12.626	10:33:12.626	10:35:23.284	2:10.658	2:10.658		
2	10:51:10.141	10:51:10.141	10:52:59.941	1:49.800	4:00.458		

91 Jaxon Evans PRO BWT Lechner Racing
Porsche

Nr.	In Day Time	In Time	Out Time	Pit Time	T. Pit Time	Handicap	Penalty
1	10:32:27.062	10:32:27.062	10:35:03.547	2:36.485	2:36.485		
2	10:50:09.412	10:50:09.412	10:52:56.648	2:47.236	5:23.721		

888 Fran ois Lansard AM CLRT
Porsche

Nr.	In Day Time	In Time	Out Time	Pit Time	T. Pit Time	Handicap	Penalty
1	10:52:39.201	10:52:39.201	10:53:20.398	41.197	41.197		

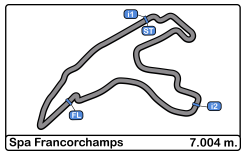
911 Christophe Lapierre PROAM S bastien Loeb Racing
Porsche

Nr.	In Day Time	In Time	Out Time	Pit Time	T. Pit Time	Handicap	Penalty
1	10:35:41.766	10:35:41.766	10:38:29.118	2:47.352	2:47.352		

991 Ugo Gazil PRO Pierre Martinet by Alm ras
Porsche

Nr.	In Day Time	In Time	Out Time	Pit Time	T. Pit Time	Handicap	Penalty
1	10:32:46.493	10:32:46.493	10:36:48.980	4:02.487	4:02.487		

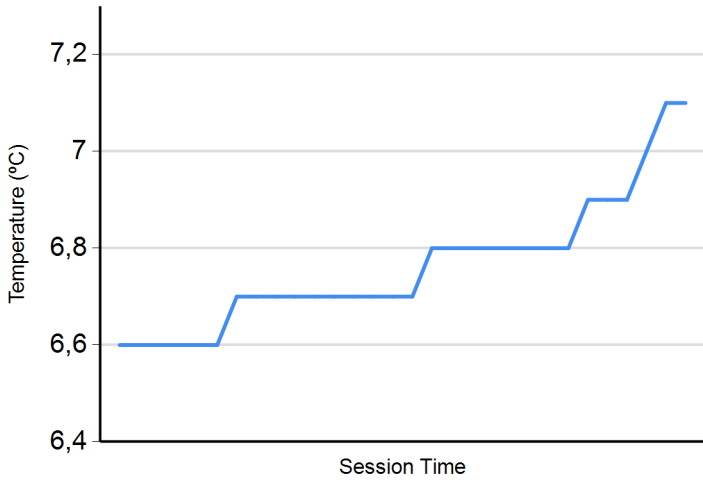




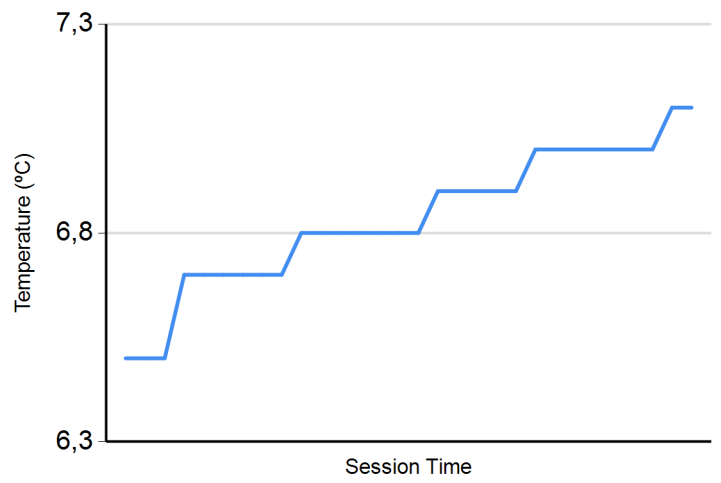
Spa Francorchamps
Porsche Carrera Cup France
Qualifying
Weather Report



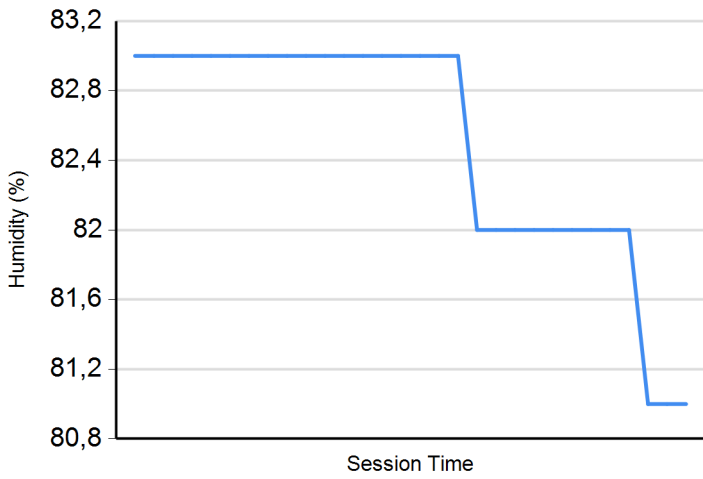
Air Temperature



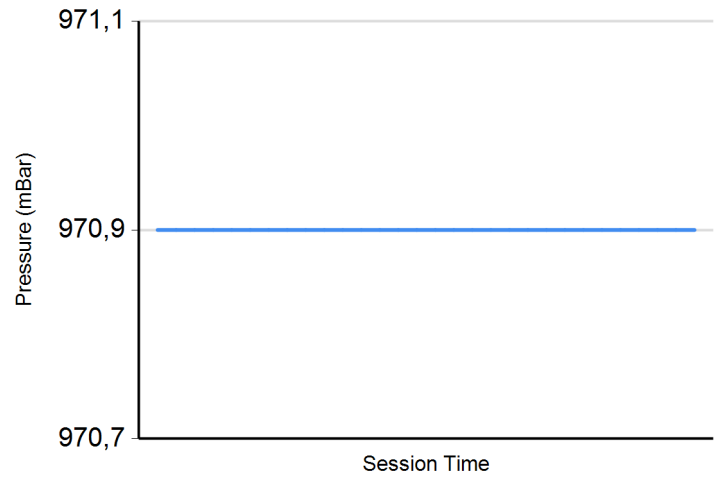
Track Temperature



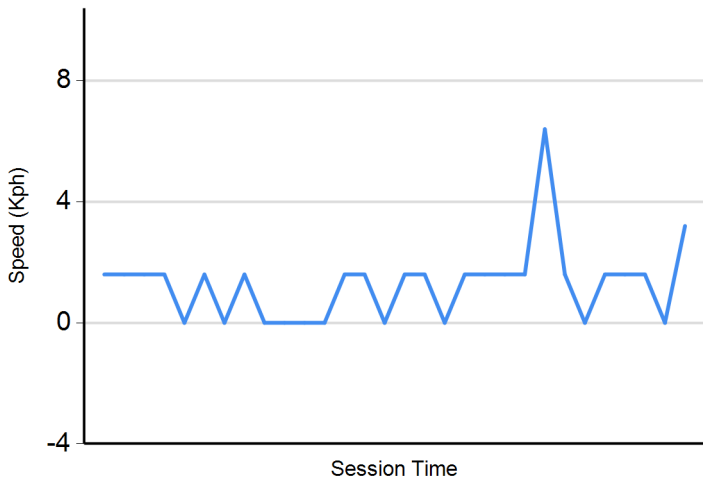
Humidity



Pressure



Wind Speed



Wind direction

North = 0°/360° Est = 90° South = 180° West= 270°

