

## Qualifying 1 Red Bull Ring



Reg. Nr.: AMF CR 18/2020

### Provisional

### Result List

#### Stewards / Race Management

STEWARD	Achim Loth
STEWARD	Yasin Özer
STEWARD	Karl-Heinz Stegner
RACE DIRECTOR	Niels Wittich
CLERK OF THE COURSE	Andy Meklau
TECHNICAL DELEGATE	Tim Zessack
CHIEF TIMEKEEPER	Daniel Schulze

#### Weather Start/Finish

AIR	6.1°C
TRACK	4.3°C
CONDITIONS	Wet
PRESSURE	935 hPa
AIR	4.0°C
TRACK	5.1°C
CONDITIONS	Wet
PRESSURE	935 hPa

#### Track Information

GREEN FLAG	9:00:01
CHEQUERED FLAG	9:30:00
SAFETY CAR PHASE	0
FULL COURSE YELLOW PHASE	0
TRACK NAME	Red Bull Ring
TRACK LENGTH	4318m
TURN COUNT	10
FASTEST LAP:	#82. STS - 1:31.254

STARTED: 29 CLASSIFIED: 29 NOT CLASSIFIED: 0 DISQUALIFIED: 0

Drivers	Team	Car	Lap	Best Time	Gap	Diff	Kph	Day Time
1 82 S.Schothorst(NLD)/T.Zimmermann(DEU)(J)	GRT GRASSERRACING TEAM(AUT)	Lamborghini Huracan GT3E	10	1:31.254			170.3	9:29:30
2 10 H.Skoog(SWE)(J)/N.Yelloly(GBR)	Schubert Motorsport(DEU)	BMW M6 GT3	10	1:31.448	0.194	0.194	169.9	9:30:42
3 14 E.Johansson(SWE)(J)/J.Klingmann(DEU)	MRS GT-Racing(DEU)	BMW M6 GT3	10	1:31.524	0.270	0.076	169.8	9:31:09
4 99 R.Renauer(DEU)/S.Müller(DEU)	Precote Herberth Motorsport(DEU)	Porsche 911 GT3 R	13	1:31.526	0.272	0.002	169.8	9:31:18
5 48 P.Ellis(GBR)/R.Marciello(ITA)	KNAUS Team HTP-WINWARD(DEU)	Mercedes-AMG GT3 EVO	10	1:31.612	0.358	0.086	169.6	9:31:11
6 63 F.Perera(FRA)/A.Costa Balboa(ESP)	GRT GRASSERRACING TEAM(AUT)	Lamborghini Huracan GT3E	11	1:31.709	0.455	0.097	169.5	9:30:18
7 22 L.Stolz(DEU)/M.Engel(DEU)	Toksport WRT(DEU)	Mercedes-AMG GT3 EVO	9	1:31.744	0.490	0.035	169.4	9:31:01
8 33 F.Salaquarda(CZE)(T)/F.Stippler(DEU)	Team ISR(CZE)	Audi R8 LMS GT3	10	1:31.746	0.492	0.002	169.4	9:30:15
9 71 N.Langeveld(NLD)/M.Paul(DEU)(J)	T3-HRT-Motorsport(DEU)	Audi R8 LMS GT3	14	1:31.821	0.567	0.075	169.2	9:31:13
10 92 C.Engelhart(DEU)/M.Ammernüller(DEU)	SSR Performance(DEU)	Porsche 911 GT3 R	12	1:31.866	0.612	0.045	169.2	9:30:52
11 29 K.Schramm(DEU)(J)/C.Mies(DEU)	Montaplast by Land Motorsport(DEU)	Audi R8 LMS GT3	10	1:31.976	0.722	0.110	169.0	9:29:26
12 36 M.Dienst(DEU)(J)/P.Frommenwiler(CHE)	DLV-Team Schuetz Motorsport(DEU)	Mercedes-AMG GT3	10	1:31.991	0.737	0.015	168.9	9:30:07
13 26 R.Feller(CHE)(J)/S.Mücke(DEU)	BWT Mücke Motorsport(DEU)	Audi R8 LMS GT3	8	1:32.015	0.761	0.024	168.9	9:29:11
14 9 A.Read(AUS)(J)/J.Eriksson(SWE)	Schubert Motorsport(DEU)	BMW M6 GT3	11	1:32.150	0.896	0.135	168.6	9:30:33
15 18 D.Jahn(DEU)/J.Fittje(DEU)(J)	KÜS TEAM75 Bernhard(DEU)	Porsche 911 GT3 R	9	1:32.153	0.899	0.003	168.6	9:30:51
16 20 M.Wishofer(AUT)(J)/D.Boccolacci(FRA)	Team Zakspeed BKK Mobil Oil Racing(D	Mercedes-AMG GT3 EVO	6	1:32.224	0.970	0.071	168.5	9:28:54
17 7 A.Renauer(DEU)/S.Asch(DEU)	Precote Herberth Motorsport(DEU)	Porsche 911 GT3 R	12	1:32.226	0.972	0.002	168.5	9:31:23
18 4 R.Frey(CHE)/H.von Danwitz(DEU)(J)	Aust Motorsport(DEU)	Audi R8 LMS GT3	8	1:32.353	1.099	0.127	168.3	9:30:01
19 19 N.Lagrange(BEL)/C.Schmid(AUT)	GRT GRASSERRACING TEAM(AUT)	Lamborghini Huracan GT3E	7	1:32.479	1.225	0.126	168.0	9:28:30
20 28 M.Hofer(AUT)/C.Haase(DEU)	Montaplast by Land Motorsport(DEU)	Audi R8 LMS GT3	10	1:32.486	1.232	0.007	168.0	9:27:25
21 17 S.De Silvestro(CHE)/K.Bachler(AUT)	KÜS TEAM75 Bernhard(DEU)	Porsche 911 GT3 R	13	1:32.523	1.269	0.037	168.0	9:31:07
22 72 C.Schöll(AUT)(J)/J.Pepper(ZAF)	T3-HRT-Motorsport(DEU)	Bentley Continental GT3	9	1:32.571	1.317	0.048	167.9	9:26:00
23 47 I.Dontje(NLD)/M.Götz(DEU)	MANN-FILTER Team HTP-WINWARD(L	Mercedes-AMG GT3 EVO	11	1:32.643	1.389	0.072	167.7	9:30:13
24 31 P.Niederhauser(CHE)/K.van der Linde(ZAF)	RUTRONIK-RACING(DEU)	Audi R8 LMS GT3	9	1:32.867	1.613	0.224	167.3	9:29:24
25 11 E.Erhart(DEU)(T)/P.Kaffer(DEU)	EFP Car Collection by TECE(DEU)	Audi R8 LMS GT3	13	1:33.135	1.881	0.268	166.9	9:30:48
26 3 M.Hackländer(DEU)/N.Rogivue(CHE)(J)	Aust Motorsport(DEU)	Audi R8 LMS GT3	9	1:33.172	1.918	0.037	166.8	9:30:00
27 8 C.Schreiner(DEU)(J)/D.Marschall(DEU)(J)	RUTRONIK-RACING(DEU)	Audi R8 LMS GT3	11	1:33.359	2.105	0.187	166.5	9:30:42
28 54 S.Reicher(AUT)(J)/N.Siedler(AUT)	YACO Racing(DEU)	Audi R8 LMS GT3	9	1:33.819	2.565	0.460	165.6	9:31:16
29 77 M.Pommer(DEU)/J.Schmidt(CHE)	Callaway Competition(DEU)	Corvette C7 GT3-R	10	1:33.835	2.581	0.016	165.6	9:23:13

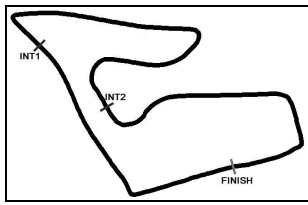
#### Did not start

21 J.Eriksson(SWE)/D.Keilwitz(DEU)	Team Zakspeed BKK Mobil Oil Racing(D	Mercedes-AMG GT3 EVO
------------------------------------	--------------------------------------	----------------------

Following race director decision cancellation of the relevant lap time for car no. 71, 19, 82, 18, 29, 54, 11, 22, 7, 33, 8, 4, 48, 20, 77, 9, 36, 10, 31, 28

Subject to final scrutineering!

Publication time:	Clerk of the Course: Andy Meklau	Timekeeper: Daniel Schulze
-------------------	----------------------------------	----------------------------



# ADAC GT Masters

## Sector List Qualifying 1

Provisional



Red Bull Ring, Length: 4318m

Air temperature: 4°C

Track temperature: 4.6°C

Weather condition: Wet

Reg. Nr.: AMF CR 18/2020

Saturday, October 17, 2020 9:00:00

Lap Id	Time	SE1	SP1	SE2	SP2	SE3	SP3	TSP	Lap Id	Time	SE1	SP1	SE2	SP2	SE3	SP3	TSP
<b>3 Hackländer, DEU(#1) / Rogivue, CHE(#2)</b>									<b>theoretical besttime: 1:33.147</b>								
1	1	13:25.342	11:45.967	128	1:01.117	116	38.258	149	6	1	1:36.073	23.782	234	42.114	162	30.177	203
2	1	2:11.301	32.305	126	58.201	123	40.795		7	1	1:34.910	23.369	234	41.778	164	29.763	203
3	1	4:47.109	3:24.259	175	50.393	133	32.457	197	8	1	1:33.839	23.410	235	<b>41.105</b>	<b>173</b>	29.324	203
4	1	1:39.146	24.430	229	43.804	155	30.912	201	9	1	<b>1:33.172</b>	<b>23.116</b>	<b>235</b>	41.130	170	<b>28.926</b>	<b>205</b>
5	1	1:38.830	23.703	234	44.849	157	30.278	201									

<b>4 Frey, CHE(#1) / von Danwitz, DEU(#2)</b>									<b>theoretical besttime: 1:32.353</b>								
1	1	13:17.481	11:37.199	147	59.581	106	40.701	154	5	1	1:35.411	23.531	232	42.032	158	29.848	203
2	1	2:13.056	33.750	144	55.607	102	43.699		6	1	1:34.092	23.258	234	41.495	165	29.339	203
3	1	4:50.176	3:26.540	175	51.206	126	32.430	197	7	1	1:33.383	23.122	235	41.002	169	29.259	204
4	1	1:38.341	23.957	232	43.739	153	30.645	201	8	1	<b>1:32.353</b>	<b>23.019</b>	<b>235</b>	<b>40.582</b>	<b>169</b>	<b>28.752</b>	<b>206</b>
5	1	1:45.895	23.497	234	50.780	402	31.618	201									

<b>7 Renauer, DEU(#1) / Asch, DEU(#2)</b>									<b>theoretical besttime: 1:32.205</b>								
1	1	3:45.804	2:14.931	159	54.545	112	36.328	173	7	1	1:34.413	23.149	236	41.980	166	29.284	205
2	1	1:47.183	26.876	182	49.122	132	31.185	200	8	1	1:33.768	23.037	235	41.710	176	29.021	203
3	1	1:47.599	23.733	229	43.182	149	40.684		9	1	1:32.798	23.113	234	40.848	175	28.837	203
4	1	9:49.529	8:25.658	139	50.866	143	33.005	196	10	1	1:32.477	22.949	235	40.926	178	28.602	206
5	1	1:41.112	24.914	206	45.355	154	30.843	202	11	1	1:32.455	22.924	235	41.018	176	<b>28.513</b>	<b>206</b>
6	1	1:37.630	23.734	232	43.629	156	30.267	202	12	1	<b>1:32.226</b>	<b>22.887</b>	<b>236</b>	<b>40.805</b>	<b>173</b>	28.534	206
7	1	1:35.219	23.328	234	42.296	165	29.595	204									

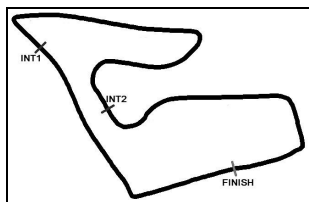
<b>8 Schreiner, DEU(#1) / Marschall, DEU(#2)</b>									<b>theoretical besttime: 1:33.359</b>								
1	1	5:03.425	3:21.402	107	1:01.575	104	40.448	153	7	1	1:37.644	23.493	213	43.407	155	30.744	202
2	1	2:15.177	32.758	127	57.917	114	44.502		7	1	1:36.319	23.314	230	42.727	158	30.278	204
3	1	8:37.514	7:10.328	169	52.044	116	35.142	194	8	1	1:41.378	23.302	225	43.974	154	34.102	203
4	1	1:45.383	25.085	191	46.644	138	33.654	199	9	1	1:34.971	23.155	234	42.167	164	29.649	205
5	1	1:41.721	24.229	213	45.429	143	32.063	197	10	1	1:34.296	23.095	234	41.662	162	29.539	205
6	1	1:39.737	23.837	215	44.756	146	31.144	201	11	1	<b>1:33.359</b>	<b>23.017</b>	<b>236</b>	<b>41.073</b>	<b>164</b>	<b>29.269</b>	<b>206</b>

<b>9 Read, AUS(#1) / Eriksson, SWE(#2)</b>									<b>theoretical besttime: 1:32.150</b>								
1	1	6:27.390	4:47.033	150	1:02.312	121	38.045	144	7	1	1:34.704	22.920	242	41.648	163	30.136	207
2	1	2:05.511	31.856	156	53.001	136	40.654		8	1	1:33.233	22.780	243	41.121	169	29.332	208
3	1	7:49.873	6:28.108	160	48.864	145	32.901	201	9	1	1:33.334	22.772	240	41.211	173	29.351	206
4	1	1:38.660	23.857	221	44.313	162	30.490	206	10	1	1:32.880	22.742	243	40.824	170	29.344	206
5	1	1:35.889	23.341	238	42.824	165	29.724	204	10	1	1:32.480	22.613	243	40.814	175	29.053	209
6	1	1:35.966	23.226	<b>244</b>	42.151	165	30.589	206	11	1	<b>1:32.150</b>	<b>22.575</b>	<b>242</b>	<b>40.700</b>	<b>170</b>	<b>28.875</b>	<b>208</b>

<b>10 Skoog, SWE(#1) / Yelloly, GBR(#2)</b>									<b>theoretical besttime: 1:31.128</b>								
1	1	9:02.766	7:31.130	147	54.346	136	37.290	163	7	1	1:32.548	22.711	245	41.118	167	28.719	211
2	1	1:57.194	29.037	189	48.802	156	39.355		8	1	1:31.773	22.619	244	40.551	175	<b>28.603</b>	<b>211</b>
3	1	6:44.540	5:23.356	191	48.635	156	32.549	157	9	1	1:41.976	24.440	201	47.771	169	29.765	208
4	1	1:47.769	28.327	180	48.227	148	31.215	206	9	1	1:32.259	<b>22.461</b>	<b>244</b>	40.457	171	29.341	213
5	1	1:39.032	23.334	241	43.255	168	32.443	206	10	1	<b>1:31.448</b>	22.475	242	<b>40.064</b>	<b>170</b>	28.909	211
6	1	1:39.904	22.974	242	41.690	169	35.240	206									

<b>11 Erhart, DEU(#1) / Kaffer, DEU(#2)</b>									<b>theoretical besttime: 1:33.135</b>								
1	1	6:23.776	4:50.083	154	57.072	121	36.621	186	7	1	1:38.464	23.360	216	44.542	158	30.562	202
2	1	1:49.714	27.226	187	49.258	129	33.230	195	8	1	1:52.494	24.093	219	49.282	121	39.119	201
3	1	1:54.485	25.653	205	47.032	137	41.800		9	1	1:35.399	23.708	230	42.166	166	29.525	204
4	1	4:21.181	2:59.941	169	48.876	145	32.364	196	10	1	1:36.088	23.329	234	41.818	169	30.941	203
5	1	1:41.218	25.051	209	44.828	154	31.339	200	11	1	1:33.768	23.177	234	41.444	171	29.147	204
6	1	1:38.089	23.968	216	43.463	155	30.658	201	12	1	1:33.291	23.144	236	41.248	177	28.899	205
7	1	1:36.408	23.646	227	42.641	167	30.121	202	13	1	<b>1:33.135</b>	<b>23.127</b>	<b>235</b>	<b>41.245</b>	<b>177</b>	<b>28.763</b>	<b>205</b>





# ADAC GT Masters



## Sector List Qualifying 1

Provisional

Reg. Nr.: AMF CR 18/2020

Saturday, October 17, 2020 9:00:00

Red Bull Ring, Length: 4318m

Air temperature: 4°C

Track temperature: 4.6°C

Weather condition: Wet

Lap Id	Time	SE1	SP1	SE2	SP2	SE3	SP3	TSP	Lap Id	Time	SE1	SP1	SE2	SP2	SE3	SP3	TSP
<b>14 Johansson, SWE(#1) / Klingmann, DEU(#2)</b>									<b>theoretical besttime: 1:31.487</b>								
1	1	2:57.446	1:06.708	119	1:04.493	98	46.245	124	6	1	1:32.895	22.766	241	41.026	161	29.103	208
2	1	2:23.247	36.753	131	59.184	103	47.310		7	1	1:32.134	<b>22.600</b>	<b>242</b>	40.555	168	28.979	208
3	1	14:51.431	13:30.035	131	49.856	137	31.540	206	8	1	1:36.871	23.861	222	42.975	137	30.035	208
4	1	1:36.976	23.583	203	42.977	153	30.416	208	9	1	1:31.866	22.693	242	40.399	169	28.774	208
5	1	1:34.021	22.958	236	41.693	159	29.370	208	10	1	<b>1:31.524</b>	22.637	241	<b>40.329</b>	<b>169</b>	<b>28.558</b>	<b>210</b>

<b>17 De Silvestro, CHE(#1) / Bachler, AUT(#2)</b>									<b>theoretical besttime: 1:32.514</b>								
1	1	4:45.484	3:00.656	129	1:02.398	106	42.430	160	8	1	1:35.186	23.358	234	41.904	162	29.924	202
2	1	2:08.210	30.797	184	53.035	119	44.378		9	1	1:34.220	23.262	234	41.628	167	29.330	203
3	1	8:17.101	6:54.093	177	49.884	133	33.124	199	10	1	1:33.801	23.237	233	41.201	173	29.363	203
4	1	1:42.206	24.276	215	46.061	151	31.869	198	11	1	1:33.545	<b>23.106</b>	<b>233</b>	41.372	177	29.067	204
5	1	1:38.603	23.790	229	43.845	130	30.968	202	12	1	1:32.984	23.243	232	40.813	173	28.928	203
6	1	1:37.155	23.742	230	42.956	155	30.457	202	13	1	<b>1:32.523</b>	23.115	234	<b>40.698</b>	<b>174</b>	<b>28.710</b>	<b>204</b>
7	1	1:35.698	23.486	231	42.201	161	30.011	202									

<b>18 Jahn, DEU(#1) / Fittje, DEU(#2)</b>									<b>theoretical besttime: 1:32.153</b>								
1	1	5:36.323	3:44.414	116	1:02.259	102	49.650		5	1	1:34.223	23.145	236	41.353	170	29.725	204
2	+	11:52.801	10:24.102	166	53.532	128	35.167	174	6	1	1:59.656	23.082	235	47.080	129	49.494	202
2	1	1:45.583	27.591	184	46.414	151	31.578	201	7	1	1:42.403	23.853	228	49.122	167	29.428	205
3	1	1:39.056	24.204	224	44.242	154	30.610	203	8	1	1:32.866	23.272	234	40.729	173	28.865	205
4	1	1:35.613	23.496	234	42.218	167	29.899	204	9	1	<b>1:32.153</b>	<b>22.864</b>	<b>236</b>	<b>40.472</b>	<b>176</b>	<b>28.817</b>	<b>206</b>

<b>19 Lagrange, BEL(#1) / Schmid, AUT(#2)</b>									<b>theoretical besttime: 1:32.479</b>								
1	1	12:19.542	10:54.183	166	51.071	121	34.288	191	4	1	1:33.828	23.249	230	41.374	160	29.205	206
2	+	4:44.484	24.978	190	45.157	145	31.346	197	5	1	1:41.369	23.978	190	45.220	121	32.171	203
2	+	1:40.508	24.229	230	45.525	152	30.754	199	6	1	1:33.382	23.277	224	41.126	164	28.979	205
2	+	1:36.959	23.968	222	42.730	151	30.261	202	7	1	<b>1:32.479</b>	<b>23.117</b>	<b>234</b>	<b>40.643</b>	<b>170</b>	<b>28.719</b>	<b>205</b>
2	+	1:35.840	23.647	220	42.616	152	29.577	203	8	+	1:32.007	22.906	235	40.616	169	28.485	206
2	1	1:39.207	23.302	231	42.092	159	33.813	202	8	1	1:47.758	23.760	196	43.911	158	40.087	
3	1	1:34.819	23.571	229	41.875	158	29.373	204									

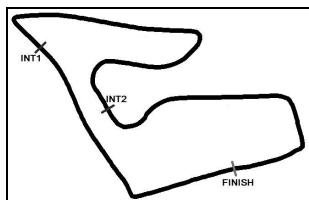
<b>20 Wishofer, AUT(#1) / Boccolacci, FRA(#2)</b>									<b>theoretical besttime: 1:32.198</b>								
1	1	17:21.135	15:44.170	135	59.712	120	37.253	167	5	+	1:37.053	23.320	233	42.177	97	31.556	203
2	1	1:56.944	30.498	162	52.321	133	34.125	192	5	1	1:32.736	23.201	232	40.916	173	28.619	204
3	1	1:42.050	25.636	205	45.080	142	31.334	198	6	1	<b>1:32.224</b>	23.001	232	<b>40.681</b>	<b>174</b>	28.542	204
4	1	1:37.094	24.681	185	42.659	148	29.754	201	7	1	1:32.249	<b>22.981</b>	<b>234</b>	40.732	175	<b>28.536</b>	<b>205</b>
5	+	1:33.731	23.332	232	41.455	167	28.944	202									

<b>22 Stolz, DEU(#1) / Engel, DEU(#2)</b>									<b>theoretical besttime: 1:31.744</b>								
1	1	4:14.942	2:31.329	129	57.910	96	45.703		5	1	1:33.341	23.263	234	41.140	171	28.938	205
2	1	14:14.903	12:55.486	200	47.696	142	31.721	198	6	1	1:32.555	23.064	234	40.773	172	28.718	205
3	+	1:37.849	24.201	221	43.260	156	30.388	201	7	1	1:32.403	22.993	234	40.872	177	28.538	205
3	1	1:34.916	23.800	231	41.787	163	29.329	204	8	1	1:33.375	22.973	235	40.676	171	29.726	206
4	1	1:34.258	23.497	221	41.517	169	29.244	204	9	1	<b>1:31.744</b>	<b>22.917</b>	<b>235</b>	<b>40.407</b>	<b>175</b>	<b>28.420</b>	<b>206</b>

<b>26 Feller, CHE(#1) / Mücke, DEU(#2)</b>									<b>theoretical besttime: 1:31.880</b>								
1	1	17:33.014	16:10.257	168	49.607	140	33.150	197	6	1	1:33.264	23.063	237	41.188	179	29.013	206
2	1	1:46.611	25.412	205	47.623	122	33.576	196	7	1	1:32.570	23.140	237	40.712	187	28.718	207
3	1	1:55.949	25.162	209	54.816	93	35.971	153	8	1	<b>1:32.015</b>	<b>22.889</b>	<b>237</b>	<b>40.575</b>	<b>181</b>	28.551	207
4	1	1:43.330	25.159	234	42.111	174	36.060	204	9	1	1:32.138	22.915	238	40.807	183	<b>28.416</b>	<b>208</b>
5	1	1:33.794	23.294	236	41.333	183	29.167	206									

<b>28 Hofer, AUT(#1) / Haase, DEU(#2)</b>									<b>theoretical besttime: 1:32.468</b>								
1	1	5:39.268	3:45.031	108	1:02.716	107	51.521		8	1	1:33.431	23.175	234	41.258	172	28.998	205
2	1	8:38.680	7:07.213	149	57.521	131	33.946	192	9	1	1:33.133	<b>23.022</b>	<b>235</b>	41.175	175	28.936	203
3	1	1:44.488	27.613	210	45.497	150	31.378	198	10	1	<b>1:32.486</b>	23.040	235	<b>40.794</b>	<b>174</b>	<b>28.652</b>	<b>205</b>
4	1	1:37.159	23.934	232	43.182	163	30.043	201	11	+	1:32.321	23.140	234	40.673	181	28.508	203
5	1	1:41.655	23.563	232	46.173	134	31.919	201	11	+	1:31.793	<b>22.932</b>	<b>234</b>	<b>40.565</b>	<b>178</b>	<b>28.296</b>	<b>206</b>
6	1	1:47.502	28.741	126	47.740	148	31.021	201	11	1	1:46.043	24.601	175	43.554	164	37.888	





# ADAC GT Masters

## Sector List Qualifying 1



Provisional

Reg. Nr.: AMF CR 18/2020

Saturday, October 17, 2020 9:00:00

Red Bull Ring, Length: 4318m

Air temperature: 4°C

Track temperature: 4.6°C

Weather condition: Wet

Lap	Id	Time	SE1	SP1	SE2	SP2	SE3	SP3	TSP	Lap	Id	Time	SE1	SP1	SE2	SP2	SE3	SP3	TSP
7	1	1:36.442	23.323	234	43.255	156	29.864	202											

### 29 Schramm, DEU(#1) / Mies, DEU(#2)

theoretical besttime: 1:31.976

1	1	11:41.111	10:12.608	187	53.070	126	35.433	183		6	1	1:33.954	23.477	234	41.275	169	29.202	204
2	1	1:47.542	26.459	205	48.514	135	32.569	176		7	1	1:35.629	23.123	235	42.008	154	30.498	203
3	1	1:42.455	26.122	217	45.084	151	31.249	200		8	1	1:32.928	23.162	234	40.838	171	28.928	205
4	1	1:38.288	24.474	223	43.565	166	30.249	201		9	1	1:32.761	23.007	235	41.154	172	28.600	204
5	+	1:37.930	23.434	233	43.934	164	30.562	199		10	1	1:31.976	22.971	235	40.441	177	28.564	206
5	1	1:35.319	23.520	232	41.903	167	29.896	204		11	+	1:32.247	23.086	235	40.707	180	28.454	206
6	+	1:35.964	23.215	235	42.927	155	29.822	205		11	1	1:56.219	23.796	177	46.410	138	46.013	

### 31 Niederhauser, CHE(#1) / van der Linde, ZAF(#2)

theoretical besttime: 1:32.852

1	1	7:18.758	5:38.096	116	1:03.058	83	37.604	192		7	1	1:33.813	23.015	235	41.592	171	29.206	204
2	1	2:07.957	34.268	186	52.190	135	41.499			8	1	1:33.118	23.018	234	40.997	173	29.103	204
3	1	8:53.676	7:34.005	196	47.539	146	32.132	199		9	+	1:33.268	23.340	234	40.978	172	28.950	205
4	1	1:39.701	24.101	228	44.972	154	30.628	201		9	1	1:32.867	22.947	235	41.012	173	28.908	206
5	1	1:35.800	23.354	234	42.265	158	30.181	203		10	+	1:32.646	22.937	235	40.694	172	29.015	205
6	1	1:34.106	23.205	234	41.338	173	29.563	203		10	1	1:55.005	24.317	183	47.215	135	43.473	

### 33 Salaquarda, CZE(#1) / Stippler, DEU(#2)

theoretical besttime: 1:31.746

1	1	8:08.584	6:34.556	152	56.359	121	37.669	194		6	1	1:39.409	23.236	235	45.494	131	30.679	201
2	1	2:05.051	30.671	112	51.305	109	43.075			7	1	1:33.243	23.108	235	41.091	173	29.044	205
3	1	7:11.131	5:39.860	138	53.759	136	37.512	195		8	1	1:36.100	23.076	236	42.244	147	30.780	202
4	1	1:42.778	24.804	205	46.675	145	31.299	200		9	1	1:32.671	23.000	236	40.823	175	28.848	206
5	1	1:38.211	23.862	233	43.893	156	30.456	202		10	1	1:31.746	22.846	237	40.351	177	28.549	206
6	+	1:35.266	23.562	234	42.010	164	29.694	203										

### 36 Dienst, DEU(#1) / Frommenwiler, CHE(#2)

theoretical besttime: 1:31.991

1	1	13:09.409	11:25.847	156	1:01.933	104	41.629	140		7	1	1:44.188	23.156	234	49.531	162	31.501	204
2	1	2:08.805	35.840	163	58.104	115	34.861	163		8	1	1:35.915	23.290	231	41.184	165	31.441	205
3	1	1:54.864	31.632	141	47.915	122	35.317	144		9	1	1:32.738	23.187	231	40.855	168	28.696	206
4	1	1:45.866	27.907	195	47.319	139	30.640	201		10	+	1:32.072	22.996	232	40.549	169	28.557	206
5	1	1:36.144	23.725	230	42.494	156	29.925	203		10	1	1:31.991	22.978	232	40.532	171	28.481	206
6	1	1:34.659	23.328	232	41.945	156	29.386	204										

### 47 Dontje, NLD(#1) / Götz, DEU(#2)

theoretical besttime: 1:32.577

1	1	3:12.936	1:20.315	115	1:04.006	99	48.615			7	1	1:34.257	23.268	234	41.394	164	29.595	203
2	1	12:33.062	11:08.810	192	50.751	131	33.501	193		8	1	1:33.481	23.194	234	41.317	167	28.970	204
3	1	1:45.102	24.603	207	46.355	140	34.144	197		9	1	1:35.103	23.077	235	40.774	164	31.252	204
4	1	1:41.133	24.062	217	44.840	151	32.231	199		10	1	1:33.932	23.052	235	40.778	171	30.102	205
5	1	1:36.147	23.619	231	42.663	162	29.865	201		11	1	1:32.643	23.070	234	40.822	170	28.751	205
6	1	1:34.812	23.373	235	41.866	167	29.573	203										

### 48 Ellis, GBR(#1) / Marciello, ITA(#2)

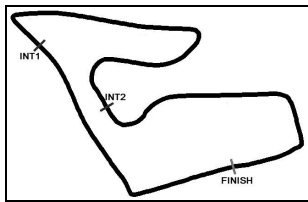
theoretical besttime: 1:31.612

1	1	3:25.365	1:33.943	79	1:10.720	100	40.702	155		7	+	1:37.443	23.291	235	41.915	163	32.237	203
2	1	2:26.583	35.156	91	1:02.949	107	48.478			7	+	1:36.864	23.121	236	41.951	173	32.692	205
3	1	10:38.246	9:05.739	180	56.231	135	36.276	176		7	1	1:32.551	23.230	235	40.559	176	28.762	206
4	1	1:48.904	27.657	203	48.410	140	32.837	174		8	1	1:32.375	23.093	236	40.644	174	28.638	208
5	1	1:48.505	26.255	213	49.675	146	32.575	129		9	1	1:32.143	22.974	236	40.713	176	28.456	208
6	1	1:39.956	27.190	228	42.883	151	29.883	204		10	1	1:31.612	22.822	237	40.406	181	28.384	208

### 54 Reicher, AUT(#1) / Siedler, AUT(#2)

theoretical besttime: 1:33.781

1	1	5:22.053	3:43.455	163	57.112	99	41.486	144		5	1	1:36.496	23.394	234	42.404	158	30.698	203
2	1	2:04.062	32.242	145	52.083	137	39.737			6	1	1:35.372	23.286	235	42.141	166	29.945	203
3	+	10:49.590	9:19.284	170	53.448	118	36.858	194		7	1	1:34.405	23.212	235	41.554	168	29.639	203
3	1	1:42.551	25.396	217	45.452	144	31.703	199		8	1	1:34.870	23.564	237	41.330	169	29.976	203
4	+	1:43.722	24.740	141	47.366	155	31.616	200		9	1	1:33.819	23.137	237	41.368	165	29.314	204
4	1	1:38.542	23.553	234	43.779	160	31.210	203										



# ADAC GT Masters

## Sector List Qualifying 1



Provisional

Reg. Nr.: AMF CR 18/2020

Saturday, October 17, 2020 9:00:00

Red Bull Ring, Length: 4318m  
Air temperature: 4°C  
Track temperature: 4.6°C  
Weather condition: Wet

Lap	Id	Time	SE1	SP1	SE2	SP2	SE3	SP3	TSP	Lap	Id	Time	SE1	SP1	SE2	SP2	SE3	SP3	TSP
<b>63 Perera, FRA(#1) / Costa Balboa, ESP(#2)</b>										<b>theoretical besttime: 1:31.623</b>									
1	1	3:38.001	1:41.392	100	1:07.325	96	49.284			7	1	1:33.451	23.099	236	41.139	172	29.213	206	
2	1	12:01.843	10:39.303	180	49.015	131	33.525	195		8	1	1:37.236	23.098	224	44.099	167	30.039	205	
3	1	1:49.109	26.395	191	48.795	139	33.919	188		9	1	1:32.469	23.045	235	40.762	176	28.662	207	
4	1	1:41.427	24.992	203	45.296	148	31.139	201		10	1	1:35.220	<b>22.795</b>	<b>238</b>	41.066	132	31.359	206	
5	1	1:36.982	23.845	224	43.004	161	30.133	203		11	1	<b>1:31.709</b>	22.881	236	<b>40.365</b>	<b>177</b>	<b>28.463</b>	<b>207</b>	
6	1	1:39.956	23.328	232	42.105	169	34.523	203											

<b>71 Langeveld, NLD(#1) / Paul, DEU(#2)</b>										<b>theoretical besttime: 1:31.762</b>									
1	1	3:59.824	2:40.955	200	48.068	138	30.801	198		8	1	1:34.113	23.143	235	41.761	171	29.209	203	
2	1	1:37.130	23.929	227	43.051	151	30.150	199		9	1	1:39.421	23.191	236	42.835	138	33.395	203	
3	1	1:46.136	23.979	229	43.249	134	38.908			10	1	1:33.641	23.236	234	41.434	172	28.971	204	
4	1	6:17.402	4:52.480	200	51.599	136	33.323	194		11	1	1:32.890	23.191	235	40.957	177	28.742	204	
4	1	1:45.784	26.251	225	47.766	138	31.767	197		12	1	1:32.496	22.988	236	40.798	174	28.710	205	
5	1	1:38.351	24.289	209	43.566	162	30.496	200		13	1	1:32.555	<b>22.905</b>	<b>236</b>	40.782	170	28.868	206	
6	1	1:36.385	23.562	231	42.228	164	30.595	201		14	1	<b>1:31.821</b>	22.964	235	<b>40.363</b>	<b>181</b>	<b>28.494</b>	<b>206</b>	
7	1	1:34.663	23.480	232	41.648	166	29.535	203											

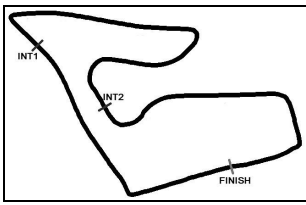
<b>72 Schöll, AUT(#1) / Pepper, ZAF(#2)</b>										<b>theoretical besttime: 1:32.212</b>									
1	1	3:04.196	1:14.002	121	59.046	94	51.148			7	1	1:33.436	23.007	240	41.383	177	29.046	207	
2	1	11:37.060	10:15.421	182	48.927	132	32.712	177		8	1	1:38.492	22.824	240	43.073	156	32.595	207	
3	1	1:44.470	27.894	161	45.155	137	31.421	203		9	1	<b>1:32.571</b>	22.937	238	40.953	175	<b>28.681</b>	<b>208</b>	
4	1	1:35.918	23.410	237	42.271	162	30.237	202		10	1	1:36.174	<b>22.777</b>	<b>240</b>	41.346	157	32.051	206	
5	1	1:39.857	25.216	198	45.172	160	29.469	205		11	1	1:32.599	22.883	239	41.013	173	28.703	208	
6	1	1:33.698	23.042	238	41.433	173	29.223	206		12	1	1:32.994	22.796	240	<b>40.754</b>	<b>173</b>	29.444	209	

<b>77 Pommer, DEU(#1) / Schmidt, CHE(#2)</b>										<b>theoretical besttime: 1:33.835</b>									
1	1	3:26.489	1:22.337	90	1:11.802	121	52.350			9	1	1:38.064	23.646	221	42.181	156	32.237	204	
2	1	5:59.990	4:28.957	180	55.858	112	35.175	160		10	1	<b>1:33.835</b>	<b>23.144</b>	<b>236</b>	<b>41.477</b>	<b>166</b>	<b>29.214</b>	<b>205</b>	
3	1	1:59.085	30.750	173	52.967	123	35.368	195		11	1	1:33.503	22.985	237	41.412	165	29.106	206	
4	1	1:51.343	28.383	198	49.669	136	33.291	196		11	1	1:33.142	22.923	236	41.451	168	29.068	206	
5	1	1:47.495	25.806	213	48.956	127	32.733	197		11	1	1:32.297	22.838	236	40.798	170	28.661	208	
6	1	1:39.873	25.248	212	44.234	151	30.391	203		11	1	1:34.054	22.831	237	41.841	132	29.382	207	
7	1	1:40.542	23.402	235	42.998	152	34.142	202		11	1	1:32.290	22.914	237	40.779	173	28.597	207	
8	1	1:35.423	23.276	235	42.276	164	29.871	204		11	1	1:55.408	23.854	174	46.598	135	44.956		

<b>82 Schothorst, NLD(#1) / Zimmermann, DEU(#2)</b>										<b>theoretical besttime: 1:31.191</b>									
1	1	2:53.571	59.202	138	1:02.559	93	51.810			7	1	1:33.391	23.181	234	41.318	163	28.892	205	
2	1	8:55.295	7:31.472	165	50.943	129	32.880	195		7	1	1:35.846	23.075	238	41.342	162	31.429	204	
3	1	1:39.894	24.566	216	44.730	152	30.598	201		7	1	1:32.507	23.073	235	40.855	170	28.579	206	
4	1	1:41.192	24.515	217	44.710	140	31.967	200		8	1	1:37.812	22.990	228	44.999	159	29.823	206	
5	1	1:35.907	23.796	230	42.754	163	29.357	203		9	1	1:31.620	22.936	235	40.434	168	28.250	207	
5	1	1:40.881	23.368	232	44.387	135	33.126	202		10	1	<b>1:31.254</b>	22.812	236	<b>40.323</b>	<b>171</b>	<b>28.119</b>	<b>208</b>	
6	1	1:40.107	23.257	235	41.482	167	35.368	203		11	1	1:44.628	<b>22.749</b>	<b>239</b>	40.861	153	41.018		

<b>92 Engelhart, DEU(#1) / Ammermüller, DEU(#2)</b>										<b>theoretical besttime: 1:31.866</b>									
1	1	2:47.390	51.407	96	1:08.675	92	47.308	125		7	1	1:37.426	23.269	232	41.783	169	32.374	204	
2	1	2:31.827	39.007	119	1:00.962	118	51.858			8	1	1:32.795	23.080	233	40.847	171	28.868	205	
3	1	11:16.617	9:55.890	205	46.505	140	34.222	199		9	1	1:36.408	23.151	233	41.155	171	32.102	204	
4	1	1:37.300	23.784	230	43.109	156	30.407	202		10	1	1:32.631	23.035	234	40.593	176	29.003	204	
5	1	1:41.373	23.776	229	42.122	153	35.475	203		11	1	1:32.190	22.910	235	40.655	177	28.625	206	
6	1	1:33.939	23.240	233	41.246	173	29.453	204		12	1	<b>1:31.866</b>	<b>22.817</b>	<b>236</b>	<b>40.484</b>	<b>173</b>	<b>28.565</b>	<b>206</b>	

<b>99 Renauer, DEU(#1) / Müller, DEU(#2)</b>										<b>theoretical besttime: 1:31.526</b>									
1	1	3:05.021	1:50.290	218	44.377	131	30.354	201		8	1	1:43.893	23.419	235	47.442	78	33.032	204	
2	1	1:36.107	23.722	230	42.661	160	29.724	200		9	1	1:33.383	23.134	234	40.968	164	29.281	204	
3	1	1:36.914	23.667	230	42.876	140	30.371	201		10	1	1:33.229	22.959	235	41.161	164	29.109	202	
4	1	1:43.242	23.701	230	42.785	146	36.756			11	1	1:32.160	22.956	235	40.550	165	28.654	206	
5	1	10:33.005	9:06.436	152	52.833	115	33.736	197		12	1	1:31.764	22.741	236	40.452	169	28.571	206	
6	1	1:39.825	24.361	216	44.479	153	30.985	200		13	1	<b>1:31.526</b>	<b>22.738</b>	<b>236</b>	<b>40.352</b>	<b>168</b>	<b>28.436</b>	<b>207</b>	
7	1	1:37.704	23.418	235	44.282	156	30.004	203											



# ADAC GT Masters

## Sector List Qualifying 1

Provisional

Reg. Nr.: AMF CR 18/2020

Saturday, October 17, 2020 9:00:00



Red Bull Ring, Length: 4318m

Air temperature: 4°C

Track temperature: 4.6°C

Weather condition: Wet

Lap Id	Time	SE1	SP1	SE2	SP2	SE3	SP3	TSP	Lap Id	Time	SE1	SP1	SE2	SP2	SE3	SP3	TSP
--------	------	-----	-----	-----	-----	-----	-----	-----	--------	------	-----	-----	-----	-----	-----	-----	-----

