

**Spa Francorchamps**  
**Porsche Carrera Cup France**  
**Free Practice - 1**  
**Provisional Results**




Cls	N°	Driver	Nat	Team	Class	Cls	Laps	Best	Time	Gap	Interval	Km/h
1	91	Jaxon Evans	NZL	BWT Lechner Racing	PRO	1	14	13	2:22.931			176.4
2	69	Florian Latorre	FRA	CLRT	PRO	2	15	6	2:23.220	0.289	0.289	176.0
3	1	Ayhancan Güven	TUR	Martinet by Alméras	PRO	3	12	5	2:23.465	0.534	0.245	175.7
4	27	Jean-Baptiste Simmenauer	FRA	BWT Lechner Racing	PRO	4	14	14	2:23.522	0.591	0.057	175.6
5	23	Marvin Klein	FRA	Martinet by Alméras	PRO	5	12	4	2:23.702	0.771	0.180	175.4
6	5	Adam Eteki	FRA	CLRT	PRO	6	13	4	2:24.331	1.400	0.629	174.6
7	55	Nicolas Misslin	FRA	BWT Lechner Racing	PROAM	1	13	5	2:25.721	2.790	1.390	173.0
8	87	Richard Wagner	DEU	BWT Lechner Racing	PRO	7	14	12	2:25.844	2.913	0.123	172.8
9	11	Sylvain Noël	FRA	Racing Technology	PROAM	2	13	11	2:25.928	2.997	0.084	172.7
10	20	Victor Weyrich	FRA	Pierre Martinet by Alméras	PRO	8	14	14	2:26.046	3.115	0.118	172.6
11	33	Evan Spenle	FRA	Sébastien Loeb Racing	PRO	9	15	5	2:26.258	3.327	0.212	172.3
12	911	Christophe Lapierre	FRA	Sébastien Loeb Racing	PROAM	3	15	14	2:27.248	4.317	0.990	171.2
13	991	Ugo Gazil	FRA	Pierre Martinet by Alméras	PRO	10	13	8	2:27.547	4.616	0.299	170.8
14	7	Jérôme Boullery	FRA	Racing Technology	PROAM	4	14	12	2:27.611	4.680	0.064	170.8
15	88	Stéphane Denoual	FRA	Martinet by Alméras	PROAM	5	11	7	2:27.953	5.022	0.342	170.4
16	26	Emil Caumes	FRA	CLRT	AM	1	13	12	2:28.349	5.418	0.396	169.9
17	59	Maxence Maurice	FRA	IMSA Performance	AM	2	15	8	2:28.495	5.564	0.146	169.7
18	888	François Lansard	FRA	CLRT	AM	3	14	9	2:28.844	5.913	0.349	169.4
19	22	Philippe Haezebrouck	FRA	CLRT	AM	4	14	11	2:30.906	7.975	2.062	167.0
20	44	Franck Leherpeur	FRA	Racing Technology	AM	5	14	12	2:34.156	11.225	3.250	163.5

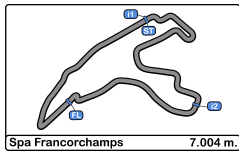
**BLACK FLAG CARS #1 #23 AND #44**

Published at:.....

Track Temp: 6.7 °C Air Temp: 6.6 °C Humidity: 91 % Track Status: WET

<b>Stewards:</b>	<b>Race Director:</b>	<b>Timekeeper:</b> 
------------------	-----------------------	---





**Spa Francorchamps**  
**Porsche Carrera Cup France**  
**Free Practice - 1**  
**Provisional Results by Class**



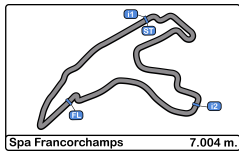
Cls	N°	Driver	Nat	Team	Class	Cls	Laps	Best	Time	Gap	Interval	Km/h
<b>AM</b>												
1	26	Emil Caumes	FRA	CLRT	AM	1	13	12	2:28.349			169.9
2	59	Maxence Maurice	FRA	IMSA Performance	AM	2	15	8	2:28.495	0.146	0.146	169.7
3	888	François Lansard	FRA	CLRT	AM	3	14	9	2:28.844	0.495	0.349	169.4
4	22	Philippe Haezebrouck	FRA	CLRT	AM	4	14	11	2:30.906	2.557	2.062	167.0
5	44	Franck Leherpeur	FRA	Racing Technology	AM	5	14	12	2:34.156	5.807	3.250	163.5

Published at:.....

Track Temp: 6.7 °C    Air Temp: 6.6 °C    Humidity: 91 %    Track Status: WET

<b>Stewards:</b>	<b>Race Director:</b>	<b>Timekeeper:</b> 
------------------	-----------------------	------------------------






**Spa Francorchamps**  
**Porsche Carrera Cup France**  
**Free Practice - 1**  
**Provisional Results by Class**



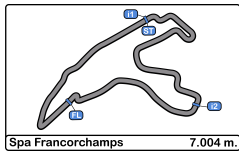
Cls	Nº	Driver	Nat	Team	Class	Cls	Laps	Best	Time	Gap	Interval	Km/h
<b>PRO</b>												
1	91	Jaxon Evans	NZL	BWT Lechner Racing	PRO	1	14	13	2:22.931			176.4
2	69	Florian Latorre	FRA	CLRT	PRO	2	15	6	2:23.220	0.289	0.289	176.0
3	1	Ayhancan Güven	TUR	Martinet by Alméras	PRO	3	12	5	2:23.465	0.534	0.245	175.7
4	27	Jean-Baptiste Simmenauer	FRA	BWT Lechner Racing	PRO	4	14	14	2:23.522	0.591	0.057	175.6
5	23	Marvin Klein	FRA	Martinet by Alméras	PRO	5	12	4	2:23.702	0.771	0.180	175.4
6	5	Adam Eteki	FRA	CLRT	PRO	6	13	4	2:24.331	1.400	0.629	174.6
7	87	Richard Wagner	DEU	BWT Lechner Racing	PRO	7	14	12	2:25.844	2.913	1.513	172.8
8	20	Victor Weyrich	FRA	Pierre Martinet by Alméras	PRO	8	14	14	2:26.046	3.115	0.202	172.6
9	33	Evan Spence	FRA	Sébastien Loeb Racing	PRO	9	15	5	2:26.258	3.327	0.212	172.3
10	991	Ugo Gazil	FRA	Pierre Martinet by Alméras	PRO	10	13	8	2:27.547	4.616	1.289	170.8

Published at:.....

Track Temp: 6.7 °C    Air Temp: 6.6 °C    Humidity: 91 %    Track Status: WET

<b>Stewards:</b>	<b>Race Director:</b>	<b>Timekeeper:</b> 
------------------	-----------------------	---






**Spa Francorchamps**  
**Porsche Carrera Cup France**  
**Free Practice - 1**  
**Provisional Results by Class**



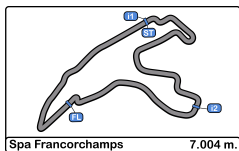
Cls	N°	Driver	Nat	Team	Class	Cls	Laps	Best	Time	Gap	Interval	Km/h
<b>PROAM</b>												
1	55	Nicolas Misslin	FRA	BWT Lechner Racing	PROAM	1	13	5	2:25.721			173.0
2	11	Sylvain Noël	FRA	Racing Technology	PROAM	2	13	11	2:25.928	0.207	0.207	172.7
3	911	Christophe Lapierre	FRA	Sébastien Loeb Racing	PROAM	3	15	14	2:27.248	1.527	1.320	171.2
4	7	Jérôme Boullery	FRA	Racing Technology	PROAM	4	14	12	2:27.611	1.890	0.363	170.8
5	88	Stéphane Denoual	FRA	Martinet by Alméras	PROAM	5	11	7	2:27.953	2.232	0.342	170.4

Published at:.....

Track Temp: 6.7 °C    Air Temp: 6.6 °C    Humidity: 91 %    Track Status: WET

<b>Stewards:</b>	<b>Race Director:</b>	<b>Timekeeper:</b> 
------------------	-----------------------	---





**Spa Francorchamps**  
**Porsche Carrera Cup France**  
**Free Practice - 1**




**Provisional 2 Fastest Lap Results**

Cls	N°	Driver	Nat	Team	Class	Cls	Laps	Best	Time	Gap	Interval	Km/h
1	1	Ayhancan Güven	TUR	Martinet by Alméras	PRO	1	12	4	2:23.557			175.7
2	69	Florian Latorre	FRA	CLRT	PRO	2	15	14	2:23.713	0.156	0.156	176.0
3	23	Marvin Klein	FRA	Martinet by Alméras	PRO	3	12	8	2:24.088	0.531	0.375	175.4
4	91	Jaxon Evans	NZL	BWT Lechner Racing	PRO	4	14	5	2:24.123	0.566	0.035	176.4
5	27	Jean-Baptiste Simmenauer	FRA	BWT Lechner Racing	PRO	5	14	9	2:24.414	0.857	0.291	175.6
6	5	Adam Eteki	FRA	CLRT	PRO	6	13	9	2:24.431	0.874	0.017	174.6
7	55	Nicolas Misslin	FRA	BWT Lechner Racing	PROAM	1	13	10	2:25.910	2.353	1.479	173.0
8	87	Richard Wagner	DEU	BWT Lechner Racing	PRO	7	14	14	2:26.205	2.648	0.295	172.8
9	20	Victor Weyrich	FRA	Pierre Martinet by Alméras	PRO	8	14	13	2:26.218	2.661	0.013	172.6
10	33	Evan Spenle	FRA	Sébastien Loeb Racing	PRO	9	15	15	2:26.323	2.766	0.105	172.3
11	11	Sylvain Noël	FRA	Racing Technology	PROAM	2	13	5	2:26.523	2.966	0.200	172.7
12	911	Christophe Lapierre	FRA	Sébastien Loeb Racing	PROAM	3	15	5	2:27.261	3.704	0.738	171.2
13	7	Jérôme Boullery	FRA	Racing Technology	PROAM	4	14	14	2:28.179	4.622	0.918	170.8
14	26	Emil Caumes	FRA	CLRT	AM	1	13	11	2:28.404	4.847	0.225	169.9
15	59	Maxence Maurice	FRA	IMSA Performance	AM	2	15	7	2:28.957	5.400	0.553	169.7
16	888	François Lansard	FRA	CLRT	AM	3	14	7	2:29.175	5.618	0.218	169.4
17	88	Stéphane Denoual	FRA	Martinet by Alméras	PROAM	5	11	6	2:29.196	5.639	0.021	170.4
18	991	Ugo Gazil	FRA	Pierre Martinet by Alméras	PRO	10	13	7	2:29.372	5.815	0.176	170.8
19	22	Philippe Haezebrouck	FRA	CLRT	AM	4	14	12	2:31.363	7.806	1.991	167.0
20	44	Franck Leherpeur	FRA	Racing Technology	AM	5	14	13	2:34.341	10.784	2.978	163.5

**BLACK FLAG CARS #1 #23 AND #44**

Published at:.....

Track Temp: 6.7 °C Air Temp: 6.6 °C Humidity: 91 % Track Status: WET

<b>Stewards:</b>	<b>Race Director:</b>	<b>Timekeeper:</b> 
------------------	-----------------------	---





**Spa Francorchamps**  
**Porsche Carrera Cup France**  
**Free Practice - 1**  
**Lap Analysis**



**1** Ayhancan Güven PRO **11** Sylvain Noël PROAM

Martinet by Alméras

Racing Technology

Lap D	Time	Sector 1	Sector 2	Sector 3	T. Spd	Elapsed	Lap D	Time	Sector 1	Sector 2	Sector 3	T. Spd	Elapsed
1	10:53:04.581	10:51:01.214	1:22.085	41.282	142.4	10:53:04.581	1	10:53:31.815	10:51:26.227	1:23.522	42.066	157.6	10:53:31.815
2	2:28.451	41.141	1:09.273	38.037	249.4	10:55:33.032	2	2:33.205	42.331	1:10.750	40.124	229.2	10:56:05.020
3	2:25.632	40.076	1:07.080	38.476	256.5	10:57:58.664	3	2:28.700	41.402	1:08.742	38.556	246.5	10:58:33.720
4	2:23.557	39.572	1:06.684	37.301	262.1	11:00:22.221	4	2:27.073	40.584	1:08.096	38.393	255.9	11:01:00.793
5	<b>2:23.465</b>	<b>39.551</b>	<b>1:06.455</b>	37.459	262.7	11:02:45.686	5	2:26.523	40.500	<b>1:07.525</b>	38.498	259.6	11:03:27.316
6	2:34.306 P	40.826	1:06.991	46.489	267.3	11:05:19.992	6	2:36.694 P	40.572	1:07.816	48.306	258.3	11:06:04.010
7	5:45.535	3:51.893	1:15.462	38.180	228.3	11:11:05.527	7	7:53.213	6:04.543	1:10.271	38.399	230.2	11:13:57.223
8	2:23.836	40.019	1:06.541	<b>37.276</b>	261.5	11:13:29.363	8	2:36.932 P	40.633	1:09.432	46.867	256.5	11:16:34.155
9	2:31.950 P	39.872	1:06.618	45.460	266.6	11:16:01.313	9	3:26.040	1:38.940	1:08.329	38.771	243.7	11:20:00.195
10	8:01.225 P	5:58.982	1:13.907	48.336	184.6	11:24:02.538	10	2:26.817	<b>40.354</b>	1:08.186	38.277	255.3	11:22:27.012
11	2:43.683	57.521	1:08.342	37.820	248.2	11:26:46.221	11	<b>2:25.928</b>	40.389	1:07.648	<b>37.891</b>	253.5	11:24:52.940
12	2:41.622 P	43.907	1:09.467	48.248	191.4	11:29:27.843	12	2:41.110	41.382	1:13.233	46.495	240.5	11:27:34.050

**5** Adam Eteki PRO **13** Victor Weyrich PROAM

CLRT

Victor Weyrich

PRO

Pierre Martinet by Alméras

Lap D	Time	Sector 1	Sector 2	Sector 3	T. Spd	Elapsed	Lap D	Time	Sector 1	Sector 2	Sector 3	T. Spd	Elapsed
1	10:53:01.347	10:50:59.198	1:21.384	40.765	163.1	10:53:01.347	1	10:53:12.627	10:51:04.756	1:24.690	43.181	146.1	10:53:12.627
2	2:29.359	41.291	1:09.455	38.613	248.2	10:55:30.706	2	2:35.954	43.700	1:12.216	40.038	207.2	10:55:48.581
3	2:24.836	40.226	1:06.960	37.650	262.7	10:57:55.542	3	2:31.086	41.982	1:09.975	39.129	225.4	10:58:19.667
4	<b>2:24.331</b>	39.935	<b>1:06.733</b>	37.663	265.3	11:00:19.873	4	2:28.423	41.069	1:08.621	38.733	233.7	11:00:48.090
5	2:26.422	41.220	1:07.723	<b>37.479</b>	262.1	11:02:46.295	5	2:27.384	40.587	1:08.207	38.590	245.4	11:03:15.474
6	2:37.840 P	<b>39.773</b>	1:10.406	47.661	266.6	11:05:24.135	6	2:26.964	40.807	1:07.875	38.282	245.4	11:05:42.438
7	6:10.101	4:25.310	1:07.139	37.652	257.1	11:11:34.236	7	2:39.380 P	40.623	1:08.201	50.556	241.6	11:08:21.818
8	2:24.916	39.974	1:07.092	37.850	257.7	11:13:59.152	8	7:42.059	5:54.967	1:08.910	38.182	236.8	11:16:03.877
9	2:24.431	39.799	1:07.014	37.618	259.6	11:16:23.583	9	2:26.274	40.441	1:07.878	37.955	247.7	11:18:30.151
10	2:35.494 P	40.357	1:07.194	47.943	260.2	11:18:59.077	10	2:27.479	40.777	1:08.482	38.220	228.8	11:20:57.630
11	4:40.289	2:54.587	1:07.776	37.926	248.2	11:23:39.366	11	2:26.731	40.661	1:07.916	38.154	247.1	11:23:24.361
12	2:25.420	39.883	1:07.487	38.050	264.0	11:26:04.786	12	2:27.470	40.517	1:08.475	38.478	243.7	11:25:51.831
13	2:36.251 P	39.936	1:07.932	48.383	263.4	11:28:41.037	13	2:26.218	40.559	1:07.782	<b>37.877</b>	245.4	11:28:18.049

**7** Jérôme Boullery PROAM **14** Philippe Haezebrouck AM

Racing Technology

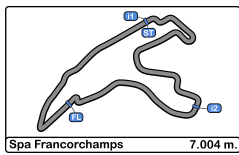
Philippe Haezebrouck

AM

CLRT

Lap D	Time	Sector 1	Sector 2	Sector 3	T. Spd	Elapsed	Lap D	Time	Sector 1	Sector 2	Sector 3	T. Spd	Elapsed
1	10:53:25.556	10:51:14.676	1:26.105	44.775	139.3	10:53:25.556	1	10:53:46.938	10:51:28.009	1:28.650	50.279	138.1	10:53:46.938
2	2:38.528	43.865	1:13.710	40.953	216.0	10:56:04.084	2	2:43.363	44.978	1:15.636	42.749	206.8	10:56:30.301
3	2:34.228	42.491	1:11.779	39.958	218.1	10:58:38.312	3	2:37.232	42.748	1:13.421	41.063	214.2	10:59:07.533
4	2:31.389	41.543	1:10.410	39.436	242.6	11:01:09.701	4	2:35.875	42.643	1:12.518	40.714	233.7	11:01:43.408
5	2:29.930	41.736	1:09.218	38.976	254.7	11:03:39.631	5	2:34.712	41.997	1:12.195	40.520	248.2	11:04:18.120
6	2:29.515	41.102	1:09.664	38.749	250.5	11:06:09.146	6	2:33.720	41.849	1:11.562	40.309	250.5	11:06:51.840
7	2:40.391 P	41.498	1:09.088	49.805	244.3	11:08:49.537	7	2:43.966 P	42.296	1:11.584	50.086	240.5	11:09:35.806
8	6:43.242	4:53.562	1:10.579	39.101	225.9	11:15:32.779	8	6:20.541	4:26.085	1:12.729	41.727	208.8	11:15:56.347
9	2:31.099	41.389	1:10.519	39.191	225.9	11:18:03.878	9	2:32.931	41.794	1:11.105	40.032	250.5	11:18:29.278
10	2:28.950	41.089	1:09.294	38.567	247.7	11:20:32.828	10	2:32.301	41.603	1:11.492	<b>39.206</b>	247.1	11:21:01.579
11	2:28.885	41.060	<b>1:08.684</b>	39.141	247.7	11:23:01.713	11	<b>2:30.906</b>	41.668	<b>1:09.801</b>	39.437	257.1	11:23:32.485
12	<b>2:27.611</b>	40.907	1:08.729	<b>37.975</b>	250.5	11:25:29.324	12	2:31.363	<b>41.274</b>	1:10.703	39.386	259.6	11:26:03.848
13	2:28.511	40.829	1:08.856	38.826	252.3	11:27:57.835	13	2:32.873	42.197	1:10.288	40.388	261.5	11:28:36.721
14	2:28.179	<b>40.733</b>	1:09.155	38.291	252.9	11:30:26.014	14	2:32.269	41.599	1:10.904	39.766	250.0	11:31:08.990





**Spa Francorchamps**  
**Porsche Carrera Cup France**  
**Free Practice - 1**  
**Lap Analysis**



23

Marvin Klein

PRO 33

Evan Spenle

PRO

Martinet by Alméras

Sébastien Loeb Racing

Lap	D	Time	Sector 1	Sector 2	Sector 3	T. Spd	Elapsed	Lap	D	Time	Sector 1	Sector 2	Sector 3	T. Spd	Elapsed
1		10:53:00.026	10:50:58.539	1:20.946	40.541	170.0	10:53:00.026	1		10:53:22.197	10:51:14.279	1:24.505	43.413	158.3	10:53:22.197
2		2:32.088	41.834	1:10.760	39.494	242.6	10:55:32.114	2		2:34.877	43.087	1:12.348	39.442	228.3	10:55:57.074
3		2:24.735	40.361	1:07.055	37.319	262.1	10:57:56.849	3		2:29.145	41.236	1:09.328	38.581	244.3	10:58:26.219
4		2:23.702	39.635	1:06.658	37.409	252.9	11:00:20.551	4		2:27.791	40.782	1:08.739	38.270	251.7	11:00:54.010
5		2:40.612 P	39.807	1:07.121	53.684	266.0	11:03:01.163	5		2:26.258	40.677	1:07.820	37.761	254.1	11:03:20.268
6		5:54.028	4:08.777	1:07.488	37.763	251.7	11:08:55.191	6		2:26.706	40.537	1:08.143	38.026	257.7	11:05:46.974
7		2:24.537	39.938	1:06.679	37.920	261.5	11:11:19.728	7		2:28.623	40.604	1:07.925	40.094	252.9	11:08:15.597
8		2:24.088	39.920	1:06.616	37.552	265.3	11:13:43.816	8		2:39.640 P	41.002	1:08.690	49.948	256.5	11:10:55.237
9		2:33.175 P	39.858	1:06.840	46.477	267.3	11:16:16.991	9		6:32.414	4:34.430	1:14.092	43.892	205.7	11:17:27.651
10		6:43.030 P	4:10.860	1:33.259	58.911	156.9	11:23:00.021	10		2:29.596	41.315	1:09.930	38.351	233.2	11:19:57.247
11		3:02.636	1:05.061	1:18.469	39.106	180.6	11:26:02.657	11		2:27.439	41.392	1:08.218	37.829	250.5	11:22:24.686
12		2:32.312 P	39.768	1:06.047	46.497	267.3	11:28:34.969	12		2:26.858	40.500	1:07.554	38.804	259.6	11:24:51.544

26

Emil Caumes

AM

CLRT

Lap	D	Time	Sector 1	Sector 2	Sector 3	T. Spd	Elapsed	Lap	D	Time	Sector 1	Sector 2	Sector 3	T. Spd	Elapsed
1		10:53:42.598	10:51:22.258	1:31.818	48.522	149.5	10:53:42.598	13		2:27.059	40.643	1:08.552	37.864	225.0	11:27:18.603
2		2:46.440	46.256	1:17.398	42.786	183.0	10:56:29.038	14		2:27.042	40.117	1:08.171	38.754	255.3	11:29:45.645
3		2:37.075	43.092	1:13.843	40.140	207.6	10:59:06.113	15		2:26.323	40.377	1:08.052	37.894	261.5	11:32:11.968
4		2:33.644	42.459	1:11.757	39.428	225.0	11:01:39.757	13		2:27.059	40.643	1:08.552	37.864	225.0	11:27:18.603
5		2:31.636	41.679	1:10.601	39.356	236.3	11:04:11.393	14		2:27.042	40.117	1:08.171	38.754	255.3	11:29:45.645
6		2:31.963	41.873	1:10.794	39.296	189.4	11:06:43.356	15		2:26.323	40.377	1:08.052	37.894	261.5	11:32:11.968
7		3:05.557	1:17.287	1:09.491	38.779	238.4	11:09:48.913	13		2:27.059	40.643	1:08.552	37.864	225.0	11:27:18.603
8		2:41.348 P	41.256	1:10.294	49.798	241.0	11:12:30.261	14		2:27.042	40.117	1:08.171	38.754	255.3	11:29:45.645
9		5:35.230	3:46.237	1:09.755	39.238	243.7	11:18:05.491	15		2:26.323	40.377	1:08.052	37.894	261.5	11:32:11.968
10		2:28.993	41.200	1:09.368	38.425	240.0	11:20:34.484	13		2:27.059	40.643	1:08.552	37.864	225.0	11:27:18.603
11		2:28.404	40.877	1:09.112	38.415	248.2	11:23:02.888	14		2:27.042	40.117	1:08.171	38.754	255.3	11:29:45.645
12		2:28.349	40.871	1:09.004	38.474	245.4	11:25:31.237	15		2:26.323	40.377	1:08.052	37.894	261.5	11:32:11.968
13		2:39.063 P	40.684	1:08.973	49.406	252.9	11:28:10.300	13		2:27.059	40.643	1:08.552	37.864	225.0	11:27:18.603

27

Jean-Baptiste Simmenauer

PRO

BWT Lechner Racing

Lap	D	Time	Sector 1	Sector 2	Sector 3	T. Spd	Elapsed	Lap	D	Time	Sector 1	Sector 2	Sector 3	T. Spd	Elapsed
1		10:53:09.188	10:50:54.796	1:31.098	43.294	140.4	10:53:09.188	1		10:53:48.231	10:51:28.803	1:28.400	51.028	143.8	10:53:48.231
2		2:32.422	42.312	1:10.914	39.196	246.0	10:55:41.610	2		2:46.691	46.011	1:17.633	43.047	203.0	10:56:34.922
3		2:26.644	40.757	1:07.925	37.962	262.7	10:58:08.254	3		2:40.831	44.133	1:14.397	42.301	224.0	10:59:15.753
4		2:26.068	40.160	1:08.182	37.726	259.6	11:00:34.322	4		2:40.149	43.722	1:14.037	42.390	226.8	11:01:55.902
5		2:27.745	39.987	1:10.197	37.561	267.3	11:03:02.067	5		2:38.998	43.723	1:13.670	41.605	224.5	11:04:34.900
6		2:33.747 P	40.094	1:07.241	46.412	266.0	11:05:35.814	6		2:36.907	43.297	1:12.616	40.994	228.3	11:07:11.807
7		4:40.533	2:53.181	1:08.267	39.085	252.9	11:10:16.347	7		2:35.823	43.307	1:11.884	40.632	225.4	11:09:47.630
8		2:25.554	40.232	1:07.608	37.714	258.3	11:12:41.901	8		2:34.946	42.617	1:12.057	40.272	221.7	11:12:22.576
9		2:24.414	39.964	1:07.009	37.441	259.6	11:15:06.315	9		2:48.961 P	42.701	1:12.866	53.394	228.8	11:15:11.537
10		2:33.912 P	39.913	1:07.087	46.912	264.0	11:17:40.227	10		4:17.416	2:23.423	1:11.636	42.357	230.2	11:19:28.953
11		5:10.783	3:03.563	1:20.729	46.491	186.8	11:22:51.010	11		2:35.078	42.101	1:12.414	40.563	241.6	11:22:04.031
12		2:34.565	44.039	1:11.269	39.257	232.7	11:25:25.575	12		2:34.156	42.649	1:11.505	40.002	231.7	11:24:38.187
13		2:25.129	40.017	1:07.718	37.394	261.5	11:27:50.704	13		2:34.341	42.465	1:11.887	39.989	246.0	11:27:12.528
14		2:23.522	39.966	1:06.356	37.200	266.6	11:30:14.226	14		2:48.418 P	42.734	1:11.359	54.325	237.3	11:30:00.946

55

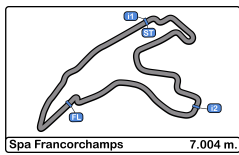
Nicolas Misslin

PROAM

BWT Lechner Racing

Lap	D	Time	Sector 1	Sector 2	Sector 3	T. Spd	Elapsed	Lap	D	Time	Sector 1	Sector 2	Sector 3	T. Spd	Elapsed
1		10:53:21.117	10:51:13.346	1:24.533	43.238	163.1	10:53:21.117	1		10:53:21.117	10:51:13.346	1:24.533	43.238	163.1	10:53:21.117
2		2:41.471	43.138	1:14.034	44.299	226.4	10:56:02.588	2		2:41.471	43.138	1:14.034	44.299	226.4	10:56:02.588
3		2:29.585	41.367	1:09.652	38.566	245.4	10:58:32.173	3		2:29.585	41.367	1:09.652	38.566	245.4	10:58:32.173
4		2:26.435	40.692	1:07.886	37.857	253.5	11:00:58.608	4		2:26.435	40.692	1:07.886	37.857	253.5	11:00:58.608
5		2:25.721	40.404	1:07.327	37.990	262.1	11:03:24.329	5		2:25.721	40.404	1:07.327	37.990	262.1	11:03:24.329
6		2:53.002 P	44.580	1:15.593	52.829	141.1	11:06:17.331	6		2:53.002 P	44.580	1:15.593	52.829	141.1	11:06:17.331
7		6:40.579	4:40.031	1:16.627	43.921	181.2	11:12:57.910	7		6:40.579	4:40.031	1:16.627	43.921	181.2	11:12:57.910
8		2:31.916	41.747	1:10.848	39.321	250.5	11:15:29.826	8		2:31.916	41.747	1:10.848	39.321	250.5	11:15:29.826
9		2:26.564	40.743	1:07.798	38.023	260.2	11:17:56.390	9		2:26.564	40.743	1:07.798	38.023	260.2	11:17:56.390
10		2:25.910	40.563	1:07.461	37.886	251.7	11:20:22.300	10		2:25.910	40.563	1:07.461	37.886	251.7	11:20:22.300
11		2:26.625	40.347	1:07.538	38.740	264.7	11:22:48.925	11		2:26.625	40.347	1:07.538	38.740	264.7	11:22:48.925
12		2:42.982 P	40.665	1:12.604	49.713	246.5	11:25:31.907	12		2:42.982 P	40.665	1:12.604	49.713	246.5	11:25:31.907
13		3:06.599 P	1:08.432	1:09.794	48.373	244.3	11:28:38.506	13		3:06.599 P	1:08.432	1:09.794	48.373	244.3	11:28:38.506





**Spa Francorchamps**  
**Porsche Carrera Cup France**  
**Free Practice - 1**  
**Lap Analysis**



59

Maxence Maurice

AM 88

Stéphane Denoual

PROAM

IMSA Performance

Martinet by Alméras

Lap D	Time	Sector 1	Sector 2	Sector 3	T. Spd	Elapsed	Lap D	Time	Sector 1	Sector 2	Sector 3	T. Spd	Elapsed
1	10:53:44.950	10:51:25.558	1:30.270	49.122	151.4	10:53:44.950	1	10:53:43.988	10:51:20.336	1:32.331	51.321	144.9	10:53:43.988
2	2:43.155	45.105	1:16.620	41.430	180.3	10:56:28.105	2	2:51.244 P	45.374	1:14.589	51.281	180.0	10:56:35.232
3	2:33.658	43.042	1:11.243	39.373	240.0	10:59:01.763	3	5:05.377	3:13.872	1:11.730	39.775	226.8	11:01:40.609
4	2:34.539	41.829	1:13.030	39.680	257.7	11:01:36.302	4	2:31.457	41.255	1:10.610	39.592	227.3	11:04:12.066
5	2:30.175	41.729	1:09.640	38.806	255.3	11:04:06.477	5	2:29.282	41.184	1:09.250	38.848	244.3	11:06:41.348
6	2:29.413	41.851	1:09.037	38.525	254.1	11:06:35.890	6	2:29.196	40.895	1:09.603	38.698	240.5	11:09:10.544
7	2:28.957	41.498	1:09.185	38.274	257.1	11:09:04.847	7	2:27.953	40.734	1:08.636	38.583	249.4	11:11:38.497
8	2:28.495	41.048	1:09.050	38.397	251.7	11:11:33.342	8	2:39.801 P	41.007	1:08.953	49.841	248.2	11:14:18.298
9	2:40.754 P	40.750	1:10.106	49.898	225.4	11:14:14.096	9	5:34.042	3:45.520	1:09.524	38.998	236.8	11:19:52.340
10	5:11.985	3:23.128	1:09.942	38.915	236.3	11:19:26.081	10	2:55.079 P	43.403	1:17.562	54.114	193.2	11:22:47.419
11	2:31.413	41.109	1:12.147	38.157	255.9	11:21:57.494	11	7:21.778	5:31.763	1:10.469	39.546	247.1	11:30:09.197
12	2:30.808	41.528	1:10.024	39.256	242.1	11:24:28.302	<b>91</b> Jaxon Evans PRO						
13	2:29.948	41.080	1:09.812	39.056	242.1	11:26:58.250	BWT Lechner Racing						
14	2:29.318	41.137	1:09.692	38.489	236.3	11:29:27.568	Lap D	Time	Sector 1	Sector 2	Sector 3	T. Spd	Elapsed
15	2:29.376	40.980	1:09.670	38.726	246.5	11:31:56.944	1	10:53:11.057	10:51:02.708	1:25.636	42.713	132.1	10:53:11.057
							2	2:32.830	42.369	1:10.835	39.626	222.2	10:55:43.887
							3	2:26.683	40.638	1:08.204	37.841	238.9	10:58:10.570
							4	2:24.678	40.284	1:07.029	37.365	257.7	11:00:35.248
							5	2:24.123	39.850	1:07.029	37.244	252.3	11:02:59.371
							6	2:34.082 P	40.282	1:07.572	46.228	236.3	11:05:33.453
							7	4:29.106	2:40.905	1:09.741	38.460	217.7	11:10:02.559
							8	2:24.749	40.057	1:07.238	37.454	245.4	11:12:27.308
							9	2:33.092 P	40.269	1:07.897	44.926	255.9	11:15:00.400
							10	7:10.393	4:54.475	1:27.489	48.429	126.3	11:22:10.793
							11	2:33.009	42.706	1:10.904	39.399	224.5	11:24:43.802
							12	2:25.022	40.098	1:07.269	37.655	250.5	11:27:08.824
							13	2:22.931	39.617	1:06.355	36.959	263.4	11:29:31.755
							14	2:38.580 P	43.798	1:08.104	46.678	223.1	11:32:10.335

69

Florian Latorre

PRO

CLRT

Lap D	Time	Sector 1	Sector 2	Sector 3	T. Spd	Elapsed	Lap D	Time	Sector 1	Sector 2	Sector 3	T. Spd	Elapsed
1	10:52:57.488	10:50:58.321	1:19.105	40.062	169.5	10:52:57.488	1	10:53:56.358 P	10:51:24.288	1:30.693	1:01.377	160.9	10:53:56.358
2	2:27.362	41.286	1:08.204	37.872	256.5	10:55:24.850	2	3:57.122	1:57.268	1:18.086	41.768	186.2	10:57:53.480
3	2:26.224	40.190	1:06.757	39.277	263.4	10:57:51.074	3	2:36.009	42.150	1:13.425	40.434	236.8	11:00:29.489
4	2:24.987	39.999	1:06.338	38.650	266.6	11:00:16.061	4	2:35.643	41.720	1:12.053	41.870	240.5	11:03:05.132
5	2:23.716	39.822	1:06.456	37.438	265.3	11:02:39.777	5	2:30.393	41.424	1:09.866	39.103	252.3	11:05:35.525
6	2:23.220	39.757	1:06.186	37.277	262.7	11:05:02.997	6	2:30.000	40.987	1:10.021	38.992	252.3	11:08:05.525
7	2:33.947 P	41.422	1:06.812	45.713	260.2	11:07:36.944	7	2:29.175	41.147	1:09.161	38.867	254.7	11:10:34.700
8	7:06.710	5:21.414	1:07.259	38.037	255.3	11:14:43.654	8	2:29.930	41.022	1:10.137	38.771	257.7	11:13:04.630
9	2:24.460	39.979	1:06.690	37.791	264.0	11:17:08.114	9	2:28.844	40.664	1:09.512	38.668	256.5	11:15:33.474
10	2:23.736	39.907	1:06.367	37.462	264.7	11:19:31.850	10	2:49.274 P	40.631	1:09.532	59.111	257.1	11:18:22.748
11	2:26.144	39.661	1:08.682	37.801	243.2	11:21:57.994	11	5:53.791	3:24.481	1:24.436	1:04.874	188.4	11:24:16.539
12	2:26.307	40.281	1:07.435	38.591	253.5	11:24:24.301	12	2:39.528	43.822	1:13.777	41.929	197.0	11:26:56.067
13	2:24.951	40.073	1:07.034	37.844	265.3	11:26:49.252	13	2:48.047	40.728	1:09.669	57.650	252.3	11:29:44.114
14	2:23.713	39.713	1:06.642	37.358	264.7	11:29:12.965	14	2:49.633	44.882	1:12.230	52.521	240.5	11:32:33.747
15	2:34.629 P	39.716	1:09.838	45.075	264.7	11:31:47.594							

87

Richard Wagner

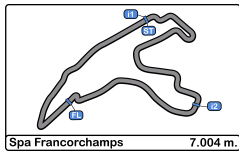
PRO

BWT Lechner Racing

Lap D	Time	Sector 1	Sector 2	Sector 3	T. Spd	Elapsed	Lap D	Time	Sector 1	Sector 2	Sector 3	T. Spd	Elapsed
1	10:54:04.189	10:51:34.360	1:31.666	58.163	145.1	10:54:04.189							
2	2:39.451	45.392	1:12.998	41.061	200.0	10:56:43.640							
3	2:32.552	41.922	1:09.568	41.062	236.8	10:59:16.192							
4	2:30.415	42.559	1:08.828	39.028	240.0	11:01:46.607							
5	2:28.414	40.982	1:08.957	38.475	248.2	11:04:15.021							
6	2:38.601 P	40.837	1:08.573	49.191	243.2	11:06:53.622							
7	6:05.944	4:04.491	1:16.785	44.668	178.5	11:12:59.566							
8	2:31.834	41.394	1:09.911	40.529	234.7	11:15:31.400							
9	2:28.053	41.223	1:08.632	38.198	255.9	11:17:59.453							
10	2:26.624	40.637	1:07.682	38.305	264.0	11:20:26.077							
11	2:26.490	40.554	1:07.855	38.081	255.3	11:22:52.567							
12	2:25.844	40.516	1:07.313	38.015	260.2	11:25:18.411							
13	2:26.693	40.582	1:07.914	38.197	258.3	11:27:45.104							
14	2:26.205	40.640	1:07.693	37.872	257.7	11:30:11.309							







**Spa Francorchamps**  
**Porsche Carrera Cup France**  
**Free Practice - 1**  
**Lap Analysis**



911

Christophe Lapierre

PROAM

Sébastien Loeb Racing

Lap	D	Time	Sector 1	Sector 2	Sector 3	T. Spd	Elapsed
1		10:53:23.635	10:51:16.706	1:24.560	42.369	150.0	10:53:23.635
2		2:35.942	42.450	1:13.458	40.034	231.2	10:55:59.577
3		2:30.221	41.946	1:09.478	38.797	250.0	10:58:29.798
4		2:32.192	43.437	1:10.499	38.256	129.3	11:01:01.990
5		2:27.261	40.569	1:08.262	38.430	259.6	11:03:29.251
6		2:27.506	40.954	1:08.061	38.491	247.1	11:05:56.757
7		2:27.666	41.256	1:08.107	38.303	251.1	11:08:24.423
8		2:27.710	41.072	1:08.310	38.328	251.7	11:10:52.133
9		2:42.196 P	41.363	1:08.580	52.253	250.5	11:13:34.329
10		5:52.892	4:04.267	1:09.116	39.509	225.9	11:19:27.221
11		2:28.516	41.027	1:09.036	38.453	256.5	11:21:55.737
12		2:30.367	40.876	1:08.432	41.059	256.5	11:24:26.104
13		2:27.898	40.670	1:08.779	38.449	260.2	11:26:54.002
14		2:27.248	40.571	1:08.309	38.368	258.3	11:29:21.250
15		2:27.418	40.745	1:08.615	38.058	253.5	11:31:48.668

991

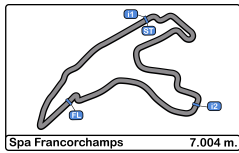
Ugo Gazil

PRO

Pierre Martinet by Alméras

Lap	D	Time	Sector 1	Sector 2	Sector 3	T. Spd	Elapsed
1		10:53:48.683	10:51:31.500	1:27.039	50.144	137.4	10:53:48.683
2		2:40.822	45.693	1:14.137	40.992	212.1	10:56:29.505
3		2:33.138	42.674	1:11.201	39.263	227.8	10:59:02.643
4		2:42.878 P	41.470	1:10.238	51.170	224.0	11:01:45.521
5		6:10.733	4:21.270	1:10.252	39.211	222.6	11:07:56.254
6		2:29.906	41.306	1:09.713	38.887	234.7	11:10:26.160
7		2:29.372	41.357	1:09.492	38.523	237.3	11:12:55.532
8		2:27.547	40.959	1:08.532	38.056	240.0	11:15:23.079
9		2:40.537 P	41.106	1:08.925	50.506	242.6	11:18:03.616
10		6:44.007	4:34.832	1:22.009	47.166	158.8	11:24:47.623
11		2:36.978	43.616	1:11.726	41.636	219.0	11:27:24.601
12		2:30.900	41.348	1:09.601	39.951	241.0	11:29:55.501
13		2:45.253 P	41.170	1:09.751	54.332	247.7	11:32:40.754





**Spa Francorchamps**  
**Porsche Carrera Cup France**  
**Free Practice - 1**  
**Best Sectors Results**



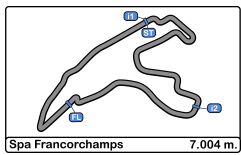
Sector - 1				Sector - 2				Sector - 3				Ideal Lap vs Best Lap			
Clas	Nº	Driver	Time	Nº	Driver	Time	Nº	Driver	Time	Clas	Nº	Driver	Ideal Lap	Best Lap	Clas
1	1	Ayhancan Güven	39.551	23	Marvin Klein	1:06.047	91	Jaxon Evans	36.959	1	91	Jaxon Evans	2:22.931	2:22.931	1
2	91	Jaxon Evans	39.617	69	Florian Latorre	1:06.186	27	Jean-Baptiste	37.200	2	23	Marvin Klein	2:23.001	2:23.702	5
3	23	Marvin Klein	39.635	91	Jaxon Evans	1:06.355	1	Ayhancan Güven	37.276	3	69	Florian Latorre	2:23.124	2:23.220	2
4	69	Florian Latorre	39.661	27	Jean-Baptiste	1:06.356	69	Florian Latorre	37.277	4	1	Ayhancan Güven	2:23.282	2:23.465	3
5	5	Adam Eteki	39.773	1	Ayhancan Güven	1:06.455	23	Marvin Klein	37.319	5	27	Jean-Baptiste	2:23.469	2:23.522	4
6	27	Jean-Baptiste	39.913	5	Adam Eteki	1:06.733	5	Adam Eteki	37.479	6	5	Adam Eteki	2:23.985	2:24.331	6
7	33	Evan Spenle	40.117	87	Richard Wagner	1:07.313	33	Evan Spenle	37.761	7	33	Evan Spenle	2:25.432	2:26.258	11
8	55	Nicolas Misslin	40.347	55	Nicolas Misslin	1:07.327	55	Nicolas Misslin	37.857	8	55	Nicolas Misslin	2:25.531	2:25.721	7
9	11	Sylvain Noël	40.354	11	Sylvain Noël	1:07.525	87	Richard Wagner	37.872	9	87	Richard Wagner	2:25.701	2:25.844	8
10	20	Victor Weyrich	40.435	33	Evan Spenle	1:07.554	20	Victor Weyrich	37.877	10	11	Sylvain Noël	2:25.770	2:25.928	9
11	87	Richard Wagner	40.516	20	Victor Weyrich	1:07.584	11	Sylvain Noël	37.891	11	20	Victor Weyrich	2:25.896	2:26.046	10
12	91	Christophe Lapierre	40.569	911	Christophe Lapierre	1:08.061	7	Jérôme Boullery	37.975	12	911	Christophe Lapierre	2:26.688	2:27.248	12
13	88	François Lansard	40.631	991	Ugo Gazil	1:08.532	991	Ugo Gazil	38.056	13	7	Jérôme Boullery	2:27.392	2:27.611	14
14	26	Emil Caumes	40.684	88	Stéphane Denoual	1:08.636	911	Christophe Lapierre	38.058	14	991	Ugo Gazil	2:27.547	2:27.547	13
15	7	Jérôme Boullery	40.733	7	Jérôme Boullery	1:08.684	59	Maxence Maurice	38.157	15	59	Maxence Maurice	2:27.944	2:28.495	17
16	88	Stéphane Denoual	40.734	26	Emil Caumes	1:08.973	26	Emil Caumes	38.415	16	88	Stéphane Denoual	2:27.953	2:27.953	15
17	59	Maxence Maurice	40.750	59	Maxence Maurice	1:09.037	88	Stéphane Denoual	38.583	17	26	Emil Caumes	2:28.072	2:28.349	16
18	99	Ugo Gazil	40.959	888	François Lansard	1:09.161	888	François Lansard	38.668	18	888	François Lansard	2:28.460	2:28.844	18
19	22	Philippe Haezebrouc	41.274	22	Philippe Haezebrouc	1:09.801	22	Philippe Haezebrouc	39.206	19	22	Philippe Haezebrouc	2:30.281	2:30.906	19
20	44	Franck Leherpeur	42.101	44	Franck Leherpeur	1:11.359	44	Franck Leherpeur	39.989	20	44	Franck Leherpeur	2:33.449	2:34.156	20



**Spa Francorchamps**  
**Porsche Carrera Cup France**  
**Free Practice - 1**  
**Best 5 Lap Times**



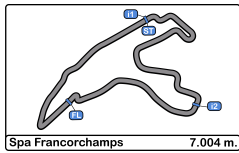
Cls	N°	Driver	Nat	Team	Class	Best 1		Best 2		Best 3		Best 4		Best 5	
						Time	Lap	Time	Lap	Time	Lap	Time	Lap	Time	Lap
1	91	Jaxon Evans	NZL	BWT Lechner	PRO	<b>2:22.931</b>	13	2:24.123	5	2:24.678	4	2:24.749	8	2:25.022	12
2	69	Florian Latorre	FRA	CLRT	PRO	<b>2:23.220</b>	6	2:23.713	14	2:23.716	5	2:23.736	10	2:24.460	9
3	1	Ayhancan Güven	TUR	Martinet by AI	PRO	<b>2:23.465</b>	5	2:23.557	4	2:23.836	8	2:25.632	3	2:28.451	2
4	27	Jean-Baptiste Simmenauer	FRA	BWT Lechner	PRO	<b>2:23.522</b>	14	2:24.414	9	2:25.129	13	2:25.554	8	2:26.068	4
5	23	Marvin Klein	FRA	Martinet by AI	PRO	<b>2:23.702</b>	4	2:24.088	8	2:24.537	7	2:24.735	3	2:32.088	2
6	5	Adam Eteki	FRA	CLRT	PRO	<b>2:24.331</b>	4	2:24.431	9	2:24.836	3	2:24.916	8	2:25.420	12
7	55	Nicolas Misslin	FRA	BWT Lechner	PROA	<b>2:25.721</b>	5	2:25.910	10	2:26.435	4	2:26.564	9	2:26.625	11
8	87	Richard Wagner	DEU	BWT Lechner	PRO	<b>2:25.844</b>	12	2:26.205	14	2:26.490	11	2:26.624	10	2:26.693	13
9	11	Sylvain Noël	FRA	Racing Techno	PROA	<b>2:25.928</b>	11	2:26.523	5	2:26.817	10	2:27.073	4	2:28.700	3
10	20	Victor Weyrich	FRA	Pierre Martinet	PRO	<b>2:26.046</b>	14	2:26.218	13	2:26.274	9	2:26.731	11	2:26.964	6
11	33	Evan Spenle	FRA	Sébastien Loe	PRO	<b>2:26.258</b>	5	2:26.323	15	2:26.706	6	2:26.858	12	2:27.042	14
12	91	Christophe Lapierre	FRA	Sébastien Loe	PROA	<b>2:27.248</b>	14	2:27.261	5	2:27.418	15	2:27.506	6	2:27.666	7
13	99	Ugo Gazil	FRA	Pierre Martinet	PRO	<b>2:27.547</b>	8	2:29.372	7	2:29.906	6	2:30.900	12	2:33.138	3
14	7	Jérôme Boullery	FRA	Racing Techno	PROA	<b>2:27.611</b>	12	2:28.179	14	2:28.511	13	2:28.885	11	2:28.950	10
15	88	Stéphane Denoual	FRA	Martinet by AI	PROA	<b>2:27.953</b>	7	2:29.196	6	2:29.282	5	2:31.457	4	2:39.801	8
16	26	Emil Caumes	FRA	CLRT	AM	<b>2:28.349</b>	12	2:28.404	11	2:28.993	10	2:31.636	5	2:31.963	6
17	59	Maxence Maurice	FRA	IMSA Performa	AM	<b>2:28.495</b>	8	2:28.957	7	2:29.318	14	2:29.376	15	2:29.413	6
18	88	François Lansard	FRA	CLRT	AM	<b>2:28.844</b>	9	2:29.175	7	2:29.930	8	2:30.000	6	2:30.393	5
19	22	Philippe Haezebrouck	FRA	CLRT	AM	<b>2:30.906</b>	11	2:31.363	12	2:32.269	14	2:32.301	10	2:32.873	13
20	44	Franck Leherpeur	FRA	Racing Techno	AM	<b>2:34.156</b>	12	2:34.341	13	2:34.946	8	2:35.078	11	2:35.823	7



**Spa Francorchamps**  
**Porsche Carrera Cup France**  
**Free Practice - 1**  
**Best 5 Top Speeds**



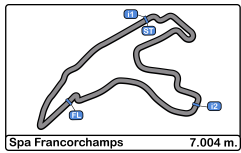
Cls	N°	Driver	Nat	Team	Class	Top 1		Top 2		Top 3		Top 4		Top 5		Avg
						Km/h	Lap	Km/h	Lap	Km/h	Lap	Km/h	Lap	Km/h	Lap	
1	1	Ayhancan Güven	TUR	Martinet by AI	PRO	267.3	6	266.6	9	262.7	5	262.1	4	261.5	8	264.0
2	23	Marvin Klein	FRA	Martinet by AI	PRO	267.3	9	267.3	12	266.0	5	265.3	8	262.1	3	265.6
3	27	Jean-Baptiste Simmenauer	FRA	BWT Lechner	PRO	267.3	5	266.6	14	266.0	6	264.0	10	262.7	3	265.3
4	5	Adam Eteki	FRA	CLRT	PRO	266.6	6	265.3	4	264.0	12	263.4	13	262.7	3	264.4
5	69	Florian Latorre	FRA	CLRT	PRO	266.6	4	265.3	5	265.3	13	264.7	10	264.7	14	265.3
6	55	Nicolas Misslin	FRA	BWT Lechner	PROA	264.7	11	262.1	5	260.2	9	253.5	4	251.7	10	258.4
7	87	Richard Wagner	DEU	BWT Lechner	PRO	264.0	10	260.2	12	258.3	13	257.7	14	255.9	9	259.2
8	91	Jaxon Evans	NZL	BWT Lechner	PRO	263.4	13	257.7	4	255.9	9	252.3	5	250.5	12	256.0
9	22	Philippe Haezebrouck	FRA	CLRT	AM	261.5	13	259.6	12	257.1	11	250.5	6	250.5	9	255.8
10	33	Evan Spenle	FRA	Sébastien Loe	PRO	261.5	15	259.6	12	257.7	6	256.5	8	255.3	14	258.1
11	91	Christophe Lapierre	FRA	Sébastien Loe	PROA	260.2	13	259.6	5	258.3	14	256.5	11	256.5	12	258.2
12	11	Sylvain Noël	FRA	Racing Techno	PROA	259.6	5	258.3	6	256.5	8	255.9	4	255.3	10	257.1
13	59	Maxence Maurice	FRA	IMSA Performa	AM	257.7	4	257.1	7	255.9	11	255.3	5	254.1	6	256.0
14	88	François Lansard	FRA	CLRT	AM	257.7	8	257.1	10	256.5	9	254.7	7	252.3	5	255.6
15	7	Jérôme Boullery	FRA	Racing Techno	PROA	254.7	5	252.9	14	252.3	13	250.5	6	250.5	12	252.2
16	26	Emil Caumes	FRA	CLRT	AM	252.9	13	248.2	11	245.4	12	243.7	9	241.0	8	246.3
17	88	Stéphane Denoual	FRA	Martinet by AI	PROA	249.4	7	248.2	8	247.1	11	244.3	5	240.5	6	245.9
18	20	Victor Weyrich	FRA	Pierre Martinet	PRO	247.7	9	247.1	11	245.4	5	245.4	6	245.4	13	246.2
19	99	Ugo Gazil	FRA	Pierre Martinet	PRO	247.7	13	242.6	9	241.0	12	240.0	8	237.3	7	241.7
20	44	Franck Leherpeur	FRA	Racing Techno	AM	246.0	13	241.6	11	237.3	14	231.7	12	230.2	10	237.4



Spa Francorchamps  
Porsche Carrera Cup France  
Free Practice - 1  
Fastest Laps Sequence

**PORSCHE**  
CARRERA CUP  
FRANCE

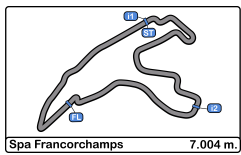
Lap	Time of Day	Session Time	N°	Driver	Nat	Team	Class	Time	Km/h
2	10:55:24.850	5:24.850	69	Florian Latorre	FRA	CLRT	PRO	2:27.362	171.1
3	10:57:51.074	7:51.074	69	Florian Latorre	FRA	CLRT	PRO	2:26.224	172.4
3	10:57:55.542	7:55.542	5	Adam Eteki	FRA	CLRT	PRO	2:24.836	174.0
3	10:57:56.849	7:56.849	23	Marvin Klein	FRA	Martinet by Alméras	PRO	2:24.735	174.2
4	11:00:19.873	10:19.873	5	Adam Eteki	FRA	CLRT	PRO	2:24.331	174.6
4	11:00:20.551	10:20.551	23	Marvin Klein	FRA	Martinet by Alméras	PRO	2:23.702	175.4
4	11:00:22.221	10:22.221	1	Ayhancan Güven	TUR	Martinet by Alméras	PRO	2:23.557	175.6
5	11:02:45.686	12:45.686	1	Ayhancan Güven	TUR	Martinet by Alméras	PRO	2:23.465	175.7
6	11:05:02.997	15:02.997	69	Florian Latorre	FRA	CLRT	PRO	2:23.220	176.0
13	11:29:31.755	39:31.755	91	Jaxon Evans	NZL	BWT Lechner Racing	PRO	2:22.931	176.4



**Spa Francorchamps**  
**Porsche Carrera Cup France**  
**Free Practice - 1**  
**Event Best Maximum Speed**

**PORSCHE**  
**CARRERA CUP**  
**FRANCE**

<b>N°</b>	<b>Driver</b>	<b>Nat</b>	<b>Team</b>	<b>Class</b>	<b>Km/h</b>	<b>Session</b>
27	Jean-Baptiste Simmenauer	FRA	BWT Lechner Racing	PRO	267.3	Free Practice - 1
1	Ayhancan Güven	TUR	Martinet by Alméras	PRO	267.3	Free Practice - 1
23	Marvin Klein	FRA	Martinet by Alméras	PRO	267.3	Free Practice - 1
69	Florian Latorre	FRA	CLRT	PRO	266.6	Free Practice - 1
5	Adam Eteki	FRA	CLRT	PRO	266.6	Free Practice - 1
55	Nicolas Misslin	FRA	BWT Lechner Racing	PROAM	264.7	Free Practice - 1
87	Richard Wagner	DEU	BWT Lechner Racing	PRO	264.0	Free Practice - 1
91	Jaxon Evans	NZL	BWT Lechner Racing	PRO	263.4	Free Practice - 1
22	Philippe Haezebrouck	FRA	CLRT	AM	261.5	Free Practice - 1
33	Evan Spenle	FRA	Sébastien Loeb Racing	PRO	261.5	Free Practice - 1
911	Christophe Lapierre	FRA	Sébastien Loeb Racing	PROAM	260.2	Free Practice - 1
11	Sylvain Noël	FRA	Racing Technology	PROAM	259.6	Free Practice - 1
59	Maxence Maurice	FRA	IMSA Performance	AM	257.7	Free Practice - 1
888	François Lansard	FRA	CLRT	AM	257.7	Free Practice - 1
7	Jérôme Boullery	FRA	Racing Technology	PROAM	254.7	Free Practice - 1
26	Emil Caumes	FRA	CLRT	AM	252.9	Free Practice - 1
88	Stéphane Denoual	FRA	Martinet by Alméras	PROAM	249.4	Free Practice - 1
20	Victor Weyrich	FRA	Pierre Martinet by Alméras	PRO	247.7	Free Practice - 1
991	Ugo Gazil	FRA	Pierre Martinet by Alméras	PRO	247.7	Free Practice - 1
44	Franck Leherpeur	FRA	Racing Technology	AM	246.0	Free Practice - 1



**Spa Francorchamps**  
**Porsche Carrera Cup France**  
**Free Practice - 1**  
**Pit Stop Analysis**



**1** Ayhancaan Güven PRO Martinet by Alm ras  
Porsche

Nr.	In Day Time	In Time	Out Time	Pit Time	T. Pit Time	Handicap	Penalty
1	11:05:13.340	11:05:13.340	11:08:34.466	3:21.126	3:21.126		
2	11:15:54.616	11:15:54.616	11:21:13.323	5:18.707	8:39.833		
3	11:23:55.746	11:23:55.746	11:24:24.997	29.251	9:09.084		
4	11:29:20.326	11:29:20.326	11:33:18.638	3:58.312	13:07.396		

**5** Adam Eteki PRO CLRT  
Porsche

Nr.	In Day Time	In Time	Out Time	Pit Time	T. Pit Time	Handicap	Penalty
1	11:05:17.394	11:05:17.394	11:09:13.275	3:55.881	3:55.881		
2	11:18:52.643	11:18:52.643	11:21:16.967	2:24.324	6:20.205		
3	11:28:34.143	11:28:34.143	11:33:11.964	4:37.821	10:58.026		

**7** J r me Boullery PROAM Racing Technology  
Porsche

Nr.	In Day Time	In Time	Out Time	Pit Time	T. Pit Time	Handicap	Penalty
1	11:08:44.219	11:08:44.219	11:13:03.419	4:19.200	4:19.200		

**11** Sylvain No l PROAM Racing Technology  
Porsche

Nr.	In Day Time	In Time	Out Time	Pit Time	T. Pit Time	Handicap	Penalty
1	11:05:58.577	11:05:58.577	11:11:30.208	5:31.631	5:31.631		
2	11:16:28.634	11:16:28.634	11:17:38.103	1:09.469	6:41.100		
3	11:30:07.472	11:30:07.472	11:33:20.819	3:13.347	9:54.447		

**20** Victor Weyrich PRO Pierre Martinet by Alm ras  
Porsche

Nr.	In Day Time	In Time	Out Time	Pit Time	T. Pit Time	Handicap	Penalty
1	11:08:15.538	11:08:15.538	11:13:40.820	5:25.282	5:25.282		

**22** Philippe Haezebrouck AM CLRT  
Porsche

Nr.	In Day Time	In Time	Out Time	Pit Time	T. Pit Time	Handicap	Penalty
1	11:09:30.232	11:09:30.232	11:12:51.310	3:21.078	3:21.078		

**23** Marvin Klein PRO Martinet by Alm ras  
Porsche

Nr.	In Day Time	In Time	Out Time	Pit Time	T. Pit Time	Handicap	Penalty
1	11:02:54.791	11:02:54.791	11:06:32.666	3:37.875	3:37.875		
2	11:16:10.627	11:16:10.627	11:19:35.327	3:24.700	7:02.575		
3	11:22:53.622	11:22:53.622	11:23:22.536	28.914	7:31.489		
4	11:28:28.561	11:28:28.561	11:33:25.612	4:57.051	12:28.540		

**26** Emil Caumes AM CLRT  
Porsche

Nr.	In Day Time	In Time	Out Time	Pit Time	T. Pit Time	Handicap	Penalty
1	11:12:24.944	11:12:24.944	11:15:38.567	3:13.623	3:13.623		
2	11:28:04.858	11:28:04.858	11:33:15.574	5:10.716	8:24.339		

**27** Jean-Baptiste Simmenauer PRO BWT Lechner Racing  
Porsche

Nr.	In Day Time	In Time	Out Time	Pit Time	T. Pit Time	Handicap	Penalty
1	11:05:30.223	11:05:30.223	11:07:51.373	2:21.150	2:21.150		
2	11:17:34.717	11:17:34.717	11:19:55.354	2:20.637	4:41.787		

**33** Evan Spenle PRO S bastien Loeb Racing  
Porsche

Nr.	In Day Time	In Time	Out Time	Pit Time	T. Pit Time	Handicap	Penalty
1	11:10:48.967	11:10:48.967	11:14:44.330	3:55.363	3:55.363		

**44** Franck Leherpeur AM Racing Technology  
Porsche

Nr.	In Day Time	In Time	Out Time	Pit Time	T. Pit Time	Handicap	Penalty
1	11:15:05.327	11:15:05.327	11:16:51.408	1:46.081	1:46.081		
2	11:29:53.040	11:29:53.040	11:33:24.196	3:31.156	5:17.237		

**55** Nicolas Misslin PROAM BWT Lechner Racing  
Porsche

Nr.	In Day Time	In Time	Out Time	Pit Time	T. Pit Time	Handicap	Penalty
1	11:06:10.966	11:06:10.966	11:10:08.227	3:57.261	3:57.261		
2	11:25:26.436	11:25:26.436	11:25:52.222	25.786	4:23.047		
3	11:28:32.569	11:28:32.569	11:33:09.864	4:37.295	9:00.342		

**59** Maxence Maurice AM IMSA Performance  
Porsche

Nr.	In Day Time	In Time	Out Time	Pit Time	T. Pit Time	Handicap	Penalty
1	11:14:08.750	11:14:08.750	11:16:57.252	2:48.502	2:48.502		

**69** Florian Latorre PRO CLRT  
Porsche

Nr.	In Day Time	In Time	Out Time	Pit Time	T. Pit Time	Handicap	Penalty
1	11:07:31.253	11:07:31.253	11:12:22.346	4:51.093	4:51.093		
2	11:31:41.954	11:31:41.954	11:33:50.603	2:08.649	6:59.742		

**87** Richard Wagner PRO BWT Lechner Racing  
Porsche

Nr.	In Day Time	In Time	Out Time	Pit Time	T. Pit Time	Handicap	Penalty
1	11:06:47.912	11:06:47.912	11:10:10.881	3:22.969	3:22.969		

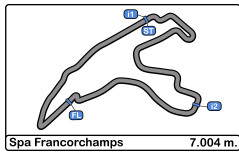
**88** S phane Denoual PROAM Martinet by Alm ras  
Porsche

Nr.	In Day Time	In Time	Out Time	Pit Time	T. Pit Time	Handicap	Penalty
1	10:56:29.846	10:56:29.846	10:59:11.008	2:41.162	2:41.162		
2	11:14:13.027	11:14:13.027	11:17:25.916	3:12.889	5:54.051		
3	11:22:42.098	11:22:42.098	11:27:42.491	5:00.393	10:54.444		

**91** Jaxon Evans PRO BWT Lechner Racing  
Porsche

Nr.	In Day Time	In Time	Out Time	Pit Time	T. Pit Time	Handicap	Penalty
1	11:05:27.864	11:05:27.864	11:07:37.358	2:09.494	2:09.494		
2	11:14:54.816	11:14:54.816	11:18:55.505	4:00.689	6:10.183		
3	11:32:04.379	11:32:04.379	11:33:27.681	1:23.302	7:33.485		





**Spa Francorchamps**  
**Porsche Carrera Cup France**  
**Free Practice - 1**  
**Pit Stop Analysis**



888

François Lansard

AM

CLRT

Porsche

Nr.	In Day Time	In Time	Out Time	Pit Time	T. Pit Time	Handicap	Penalty
1	10:53:51.046	10:53:51.046	10:54:16.397	25.351	25.351		
2	11:18:17.069	11:18:17.069	11:20:56.751	2:39.682	3:05.033		

911

Christophe Lapierre

PROAM

Sébastien Loeb Racing

Porsche

Nr.	In Day Time	In Time	Out Time	Pit Time	T. Pit Time	Handicap	Penalty
1	11:13:26.892	11:13:26.892	11:16:29.039	3:02.147	3:02.147		

991

Ugo Gazil

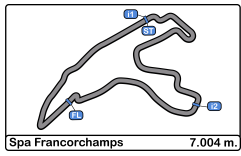
PRO

Pierre Martinet by Alméras

Porsche

Nr.	In Day Time	In Time	Out Time	Pit Time	T. Pit Time	Handicap	Penalty
1	11:01:39.181	11:01:39.181	11:05:26.839	3:47.658	3:47.658		
2	11:17:57.252	11:17:57.252	11:21:46.889	3:49.637	7:37.295		
3	11:32:34.402	11:32:34.402	11:33:29.727	55.325	8:32.620		

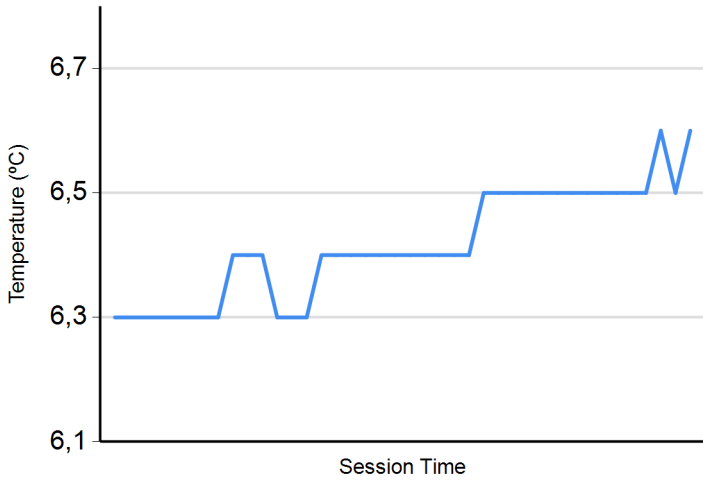




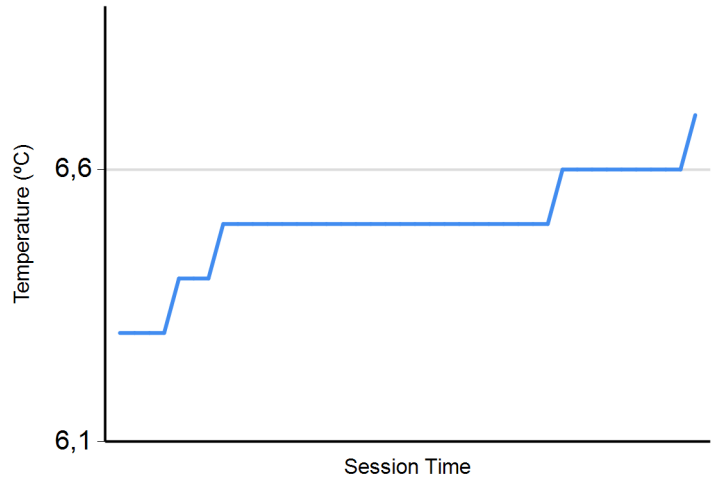
**Spa Francorchamps**  
**Porsche Carrera Cup France**  
**Free Practice - 1**  
**Weather Report**



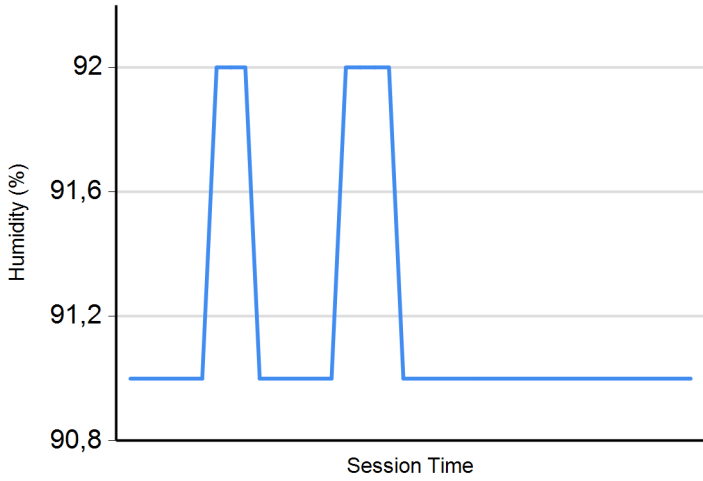
**Air Temperature**



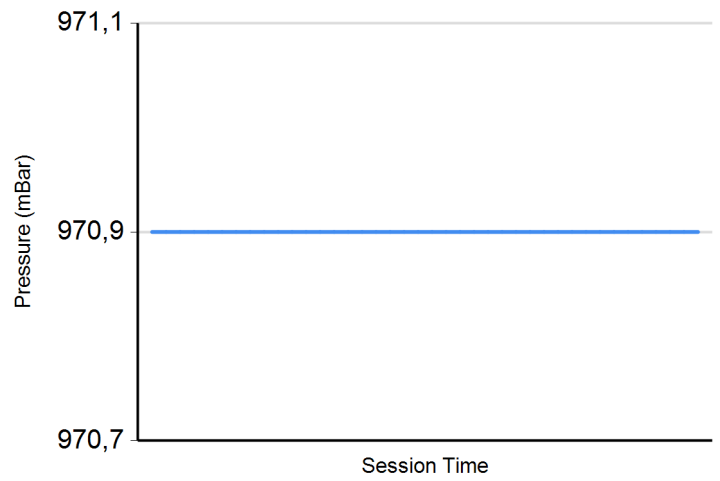
**Track Temperature**



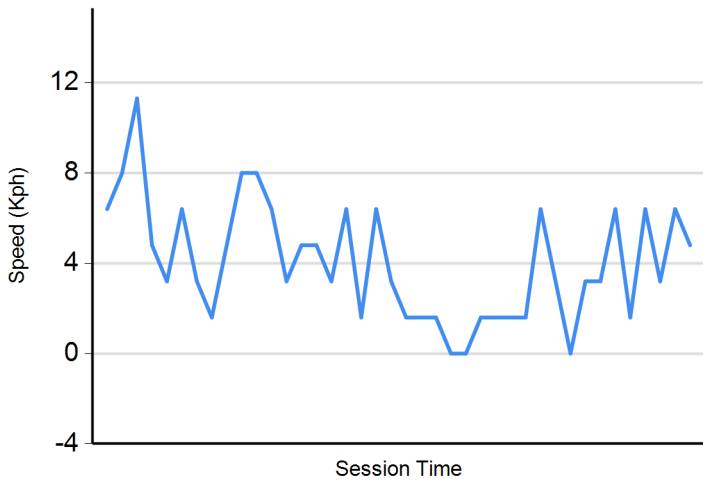
**Humidity**



**Pressure**



**Wind Speed**



**Wind direction**

North = 0°/360° Est = 90° South = 180° West = 270°

