

Autodromo Nazionale Monza
International GT Open
Race - 2
Provisional Results



Autodromo Nazionale Monza 5.793 m.


Cls	Nº	Entrant/Team	Nat	Driver 1	Nat	Driver 2	Nat	Vehicle	Cat	Cl	Laps	Total Time	Gap	Interval	Km/h	Best	Time	Km/h	
1	17	AF Corse / APM Monaco	ITA	Louis Prette	ITA	Vincent Abril	MCO	Ferrari 488 GT3	PRO	1	33	1:02:23.162			183.8	19	1:47.512	193.9	
2	59	Teo Martín Motorsport	ESP	Miguel Ramos	PRT	Henrique Chaves	PRT	McLaren 720 S GT3	PRO	2	33	1:02:24.472	1.310	1.310	183.7	5	1:47.530	193.9	
3	16	Teo Martín Motorsport	ESP	Marcelo Hahn	BRA	Allam Khodair	BRA	McLaren 720 S GT3	PROAM	1	33	1:02:30.837	7.675	6.365	183.4	5	1:47.337	194.2	
4	88	JP Motorsport	POL	Patryk Krupinski	POL	Christian Kliem	AUT	Mercedes AMG GT3 - 2016	PROAM	2	33	1:02:34.517	11.355	3.680	183.3	18	1:48.290	192.5	
5	26	Team Lazarus	ITA	Fabrizio Crestani	ITA	Yannick Mettler	CHE	Bentley Continental GT3	PRO	3	33	1:02:36.431	13.269	1.914	183.2	6	1:48.350	192.4	
6	7	Optimum Motorsport	GBR	Brendan Iribe	USA	Ollie Millroy	GBR	McLaren 720 S GT3	PROAM	3	33	1:02:36.886	13.724	0.455	183.1	20	1:48.321	192.5	
7	72	Optimum Motorsport	GBR	Nick Moss	GBR	Joe Osborne	GBR	McLaren 720 S GT3	PROAM	4	33	1:02:37.362	14.200	0.476	183.1	18	1:48.302	192.5	
8	44	GetSpeed Performance	DEU	Florian Scholze	DEU	Jens Liebhauser	DEU	Mercedes AMG GT3	AM	1	33	1:02:40.399	17.237	3.037	183.0	18	1:48.920	191.4	
9	13	AKM Motorsport	RUS	Alexey Nesov	RUS	Alexander Moiseev	RUS	Mercedes AMG GT3 - 2020	AM	2	33	1:02:50.300	27.138	9.901	182.5	12	1:48.419	192.3	
10	34	TF Sport	GBR	Salih Yoluc	TUR	Charlie Eastwood	IRL	Aston Martin Vantage GT3	PRO	4	33	1:02:52.315	29.153	2.015	182.4	6	1:47.920	193.2	
11	57	Teo Martín Motorsport	ESP	Bar Baruch	ISR	Christian M. Hahn	BRA	McLaren 720 S GT3	PRO	5	33	1:03:00.748	37.586	8.433	182.0	32	1:48.755	191.7	
12	48	AF Corse / APM Monaco	ITA	Stephane Ortelli	MCO	Angelo Negro	ITA	Ferrari 488 GT3	PROAM	5	33	1:03:22.985	59.823	22.237	180.9	15	1:48.339	192.4	
Not classified: (Requirements: 75% of number laps of leader = 25 Laps)																			
	25	RS Racing	ITA	Daniele Di Amato	ITA	Alessandro Vezzoni	ITA	Ferrari 488 GT3	PROAM	6	7	17:20.227	26 Laps	26 Laps	140.3	3	1:50.027	189.5	

Fastest lap Hahn - Khodair in 1:47.337 at 194.3 Km/h in lap 5

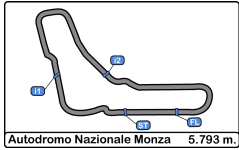
DRIVE THROUGH CAR 57 CAUSING A COLLISION DONE DURING THE RACE

Published at:.....

Track Temp: 31.5 °C Air Temp: 17.7 °C Humidity: 52 % Track Status: DRY

Stewards:	Race Director:	Timekeeper: 
-----------	----------------	---





Autodromo Nazionale Monza
International GT Open
Race - 2
Provisional Results by Class



Cls	Nº	Entrant/Team	Nat	Driver 1	Nat	Driver 2	Nat	Vehicle	Cat	Cl	Laps	Total Time	Gap	Interval	Km/h	Best	Time	Km/h
PRO																		
1	17	AF Corse / APM Monaco	ITA	Louis Prette	MCO	Vincent Abril	MCO	Ferrari 488 GT3	PRO	1	33	1:02:23.162			183.8	19	1:47.512	193.9
2	59	Teo Martín Motorsport	ESP	Miguel Ramos	PRT	Henrique Chaves	PRT	McLaren 720 S GT3	PRO	2	33	1:02:24.472	1.310	1.310	183.7	5	1:47.530	193.9
3	26	Team Lazarus	ITA	Fabrizio Crestani	ITA	Yannick Mettler	CHE	Bentley Continental GT3	PRO	3	33	1:02:36.431	13.269	11.959	183.2	6	1:48.350	192.4
4	34	TF Sport	GBR	Salih Yoluc	TUR	Charlie Eastwood	IRL	Aston Martin Vantage GT3	PRO	4	33	1:02:52.315	29.153	15.884	182.4	6	1:47.920	193.2
5	57	Teo Martín Motorsport	ESP	Bar Baruch	ISR	Christian M. Hahn	BRA	McLaren 720 S GT3	PRO	5	33	1:03:00.748	37.586	8.433	182.0	32	1:48.755	191.7
PROAM																		
1	16	Teo Martín Motorsport	ESP	Marcelo Hahn	BRA	Allam Khodair	BRA	McLaren 720 S GT3	PROAM	1	33	1:02:30.837			183.4	5	1:47.337	194.2
2	88	JP Motorsport	POL	Patryk Krupinski	POL	Christian Klien	AUT	Mercedes AMG GT3 - 2016	PROAM	2	33	1:02:34.517	11.355	3.680	183.3	18	1:48.290	192.5
3	7	Optimum Motorsport	GBR	Brendan Iribe	USA	Ollie Millroy	GBR	McLaren 720 S GT3	PROAM	3	33	1:02:36.886	13.724	2.369	183.1	20	1:48.321	192.5
4	72	Optimum Motorsport	GBR	Nick Moss	GBR	Joe Osborne	GBR	McLaren 720 S GT3	PROAM	4	33	1:02:37.362	14.200	0.476	183.1	18	1:48.302	192.5
5	48	AF Corse / APM Monaco	ITA	Stephane Ortelli	MCO	Angelo Negro	ITA	Ferrari 488 GT3	PROAM	5	33	1:03:22.985	59.823	45.623	180.9	15	1:48.339	192.4
Not classified: (Requirements: 75% of number laps of leader = 25 Laps)																		
	25	RS Racing	ITA	Daniele Di Amato	ITA	Alessandro Vezzoni	ITA	Ferrari 488 GT3	PROAM	6	7	17:20.227	26 Laps	26 Laps	140.3	3	1:50.027	189.5
AM																		
1	44	GetSpeed Performance	DEU	Florian Scholze	DEU	Jens Liebhauser	DEU	Mercedes AMG GT3	AM	1	33	1:02:40.399			183.0	18	1:48.920	191.4
2	13	AKM Motorsport	SMR	Alexey Nesov	RUS	Alexander Moiseev	RUS	Mercedes AMG GT3 - 2020	AM	2	33	1:02:50.300	27.138	9.901	182.5	12	1:48.419	192.3


Fastest lap Hahn - Khodair in 1:47.337 at 194.3 Km/h in lap 5

Published at:.....

Track Temp: 31.5 °C Air Temp: 17.7 °C Humidity: 52 % Track Status: DRY

Stewards:	Race Director:	Timekeeper:
------------------	-----------------------	--------------------






Autodromo Nazionale Monza
International GT Open
Race - 2



Provisional Classification by Driver Fastest Lap

Cl	N°	Entrant/Team	Nat	Vehicle	Driver	Nat	Cat	Cl	Laps	Best	Time	Gap	Interval	Km/h
1	16	Teo Martín Motorsport	ESP	McLaren 720 S GT3	Allam Khodair	BRA	PROAM	1	19	5	1:47.337			194.2
2	17	AF Corse / APM Monaco	ITA	Ferrari 488 GT3	Vincent Abril	MCO	PRO	1	19	5	1:47.512	0.175	0.175	193.9
3	59	Teo Martín Motorsport	ESP	McLaren 720 S GT3	Henrique Chaves	PRT	PRO	2	14	5	1:47.530	0.193	0.018	193.9
4	59	Teo Martín Motorsport	ESP	McLaren 720 S GT3	Miguel Ramos	PRT	PRO	3	19	4	1:47.617	0.280	0.087	193.7
5	34	TF Sport	GBR	Aston Martin Vantage GT3	Charlie Eastwood	IRL	PRO	4	19	6	1:47.920	0.583	0.303	193.2
6	88	JP Motorsport	POL	Mercedes AMG GT3 - 2016	Christian Klien	AUT	PROAM	2	19	18	1:48.290	0.953	0.370	192.5
7	72	Optimum Motorsport	GBR	McLaren 720 S GT3	Joe Osborne	GBR	PROAM	3	19	4	1:48.302	0.965	0.012	192.5
8	7	Optimum Motorsport	GBR	McLaren 720 S GT3	Ollie Millroy	GBR	PROAM	4	19	6	1:48.321	0.984	0.019	192.5
9	48	AF Corse / APM Monaco	ITA	Ferrari 488 GT3	Stephane Ortelli	MCO	PROAM	5	18	15	1:48.339	1.002	0.018	192.4
10	26	Team Lazarus	ITA	Bentley Continental GT3	Fabrizio Crestani	ITA	PRO	5	14	6	1:48.350	1.013	0.011	192.4
11	17	AF Corse / APM Monaco	ITA	Ferrari 488 GT3	Louis Prette	MCO	PRO	6	14	11	1:48.410	1.073	0.060	192.3
12	13	AKM Motorsport	SMR	Mercedes AMG GT3 - 2020	Alexey Nesov	RUS	AM	1	19	12	1:48.419	1.082	0.009	192.3
13	57	Teo Martín Motorsport	ESP	McLaren 720 S GT3	Bar Baruch	ISR	PRO	7	17	16	1:48.755	1.418	0.336	191.7
14	57	Teo Martín Motorsport	ESP	McLaren 720 S GT3	Christian M. Hahn	BRA	PRO	8	16	5	1:48.823	1.486	0.068	191.6
15	34	TF Sport	GBR	Aston Martin Vantage GT3	Salih Yoluc	TUR	PRO	9	14	14	1:48.825	1.488	0.002	191.6
16	44	GetSpeed Performance	DEU	Mercedes AMG GT3	Jens Liebhauser	DEU	AM	2	17	2	1:48.920	1.583	0.095	191.4
17	16	Teo Martín Motorsport	ESP	McLaren 720 S GT3	Marcelo Hahn	BRA	PROAM	6	14	9	1:49.089	1.752	0.169	191.1
18	26	Team Lazarus	ITA	Bentley Continental GT3	Yannick Mettler	CHE	PRO	10	19	16	1:49.093	1.756	0.004	191.1
19	44	GetSpeed Performance	DEU	Mercedes AMG GT3	Florian Scholze	DEU	AM	3	16	13	1:49.264	1.927	0.171	190.8
20	72	Optimum Motorsport	GBR	McLaren 720 S GT3	Nick Moss	GBR	PROAM	7	14	11	1:49.552	2.215	0.288	190.3
21	7	Optimum Motorsport	GBR	McLaren 720 S GT3	Brendan Iribe	USA	PROAM	8	14	12	1:49.627	2.290	0.075	190.2
22	88	JP Motorsport	POL	Mercedes AMG GT3 - 2016	Patryk Krupinski	POL	PROAM	9	14	11	1:49.795	2.458	0.168	189.9
23	25	RS Racing	ITA	Ferrari 488 GT3	Daniele Di Amato	ITA	PROAM	10	7	3	1:50.027	2.690	0.232	189.5
24	13	AKM Motorsport	SMR	Mercedes AMG GT3 - 2020	Alexander Moiseev	RUS	AM	4	14	10	1:50.104	2.767	0.077	189.4
25	48	AF Corse / APM Monaco	ITA	Ferrari 488 GT3	Angelo Negro	ITA	PROAM	11	15	4	1:51.531	4.194	1.427	186.9






Autodromo Nazionale Monza
International GT Open
Race - 2
Distance and Speed Average



Cls	Nº	Entrant/Team	Nat	Driver 1	Nat	Driver 2	Nat	Vehicle	Cat	Cls	Laps	Distance	Total Time	Km/h
1	17	AF Corse / APM Monaco	ITA	<u>Louis Prette</u>	MCO	Vincent Abril	MCO	Ferrari 488 GT3	PRO	1	33	191.16	1:02:23.162	183.8
2	59	Teo Martín Motorsport	ESP	Miguel Ramos	PRT	<u>Henrique Chaves</u>	PRT	McLaren 720 S GT3	PRO	2	33	191.16	1:02:24.472	183.7
3	16	Teo Martín Motorsport	ESP	Marcelo Hahn	BRA	<u>Allam Khodair</u>	BRA	McLaren 720 S GT3	PROAM	1	33	191.16	1:02:30.837	183.4
4	88	JP Motorsport	POL	Patryk Krupinski	POL	<u>Christian Klien</u>	AUT	Mercedes AMG GT3 - 2016	PROAM	2	33	191.16	1:02:34.517	183.3
5	26	Team Lazarus	ITA	<u>Fabrizio Crestani</u>	ITA	Yannick Mettler	CHE	Bentley Continental GT3	PRO	3	33	191.16	1:02:36.431	183.2
6	7	Optimum Motorsport	GBR	<u>Brendan Iribe</u>	USA	Ollie Millroy	GBR	McLaren 720 S GT3	PROAM	3	33	191.16	1:02:36.886	183.1
7	72	Optimum Motorsport	GBR	<u>Nick Moss</u>	GBR	Joe Osborne	GBR	McLaren 720 S GT3	PROAM	4	33	191.16	1:02:37.362	183.1
8	44	GetSpeed Performance	DEU	<u>Florian Scholze</u>	DEU	Jens Liebhauser	DEU	Mercedes AMG GT3	AM	1	33	191.16	1:02:40.399	183.0
9	13	AKM Motorsport	GBR	<u>Alexey Nesov</u>	RUS	Alexander Moiseev	RUS	Mercedes AMG GT3 - 2020	AM	2	33	191.16	1:02:50.300	182.5
10	34	TF Sport	GBR	Salih Yoluc	TUR	<u>Charlie Eastwood</u>	IRL	Aston Martin Vantage GT3	PRO	4	33	191.16	1:02:52.315	182.4
11	57	Teo Martín Motorsport	ESP	Bar Baruch	ISR	<u>Christian M. Hahn</u>	BRA	McLaren 720 S GT3	PRO	5	33	191.16	1:03:00.748	182.0
12	48	AF Corse / APM Monaco	ITA	<u>Stéphane Ortelli</u>	MCO	Angelo Negro	ITA	Ferrari 488 GT3	PROAM	5	33	191.16	1:03:22.985	180.9
Not classified: (Requirements: 75% of number laps of leader = 25 Laps)														
25		RS Racing	ITA	<u>Daniele Di Amato</u>	ITA	Alessandro Vezzoni	ITA	Ferrari 488 GT3	PROAM	6	7	40.55	17:20.227	140.3





Autodromo Nazionale Monza
International GT Open
Race - 2
Lap Analysis



7

1 Brendan Iribre

McLaren 720 S GT3

13

1 Alexey Nesov

Mercedes AMG GT3 - 2020

PROAM

2 Ollie Millroy

Optimum Motorsport


AM

2 Alexander Moiseev

AKM Motorsport

Lap	D	Time	Sector 1	Sector 2	Sector 3	T. Spd	Elapsed	Lap	D	Time	Sector 1	Sector 2	Sector 3	T. Spd	Elapsed
1	1	1:59.714	41.654	39.670	38.390	248.8	1:59.714	1	1	1:58.225	40.800	39.067	38.358	238.4	1:58.225
2	1	1:50.883	34.919	37.746	38.218	270.0	3:50.597	2	1	1:49.709	34.493	37.753	37.463	267.9	3:47.934
3	1	1:50.529	34.879	37.455	38.195	274.8	5:41.126	3	1	1:49.181	34.177	37.317	37.687	280.5	5:37.115
4	1	1:51.813	34.805	39.195	37.813	277.6	7:32.939	4	1	1:50.046	34.543	37.835	37.668	270.6	7:27.161
5	1	1:50.331	34.753	37.616	37.962	277.6	9:23.270	5	1	1:49.651	34.509	37.784	37.358	276.2	9:16.812
6	1	1:49.961	34.524	37.518	37.919	276.2	11:13.231	6	1	1:49.176	34.371	37.424	37.381	274.1	11:05.988
7	1	1:49.806	34.544	37.298	37.964	277.6	13:03.037	7	1	1:49.294	34.422	37.577	37.295	276.2	12:55.282
8	1	1:49.913	34.648	37.278	37.987	276.9	14:52.950	8	1	1:48.670	34.407	37.056	37.207	278.3	14:43.952
9	1	1:49.923	34.810	37.408	37.705	276.9	16:42.873	9	1	1:48.574	34.518	36.811	37.245	278.3	16:32.526
10	1	1:49.838	34.863	37.281	37.694	276.2	18:32.711	10	1	1:48.536	34.326	36.976	37.234	279.0	18:21.062
11	1	1:49.753	34.873	37.223	37.657	274.8	20:22.464	11	1	1:48.650	34.241	37.145	37.264	279.0	20:09.712
12	1	1:49.627	34.647	37.184	37.796	276.9	22:12.091	12	1	1:48.419	34.289	36.950	37.180	279.0	21:58.131
13	1	1:49.923	34.850	37.284	37.789	277.6	24:02.014	13	1	1:48.432	34.205	36.905	37.322	279.0	23:46.563
14	1	2:03.546 P	34.762	44.895	43.889	276.2	26:05.560	14	1	1:48.715	34.230	37.027	37.458	276.9	25:35.278
15	2	3:02.399	1:47.001	36.983	38.415	214.7	29:07.959	15	1	1:48.648	34.420	37.023	37.205	273.4	27:23.926
16	2	1:48.556	34.371	36.860	37.325	274.8	30:56.515	16	1	1:48.708	34.288	37.103	37.317	273.4	29:12.634
17	2	1:48.408	34.201	36.728	37.479	276.9	32:44.923	17	1	1:49.468	34.287	37.618	37.563	277.6	31:02.102
18	2	1:48.498	34.321	36.848	37.329	277.6	34:33.421	18	1	1:48.622	34.213	36.985	37.424	278.3	32:50.724
19	2	1:48.420	34.297	36.786	37.337	276.9	36:21.841	19	1	1:54.572 P	34.158	37.070	43.344	279.7	34:45.296
20	2	1:48.321	34.418	36.741	37.162	276.2	38:10.162	20	2	3:21.368	2:04.792	38.244	38.332	215.5	38:06.664
21	2	1:49.011	34.153	36.960	37.898	278.3	39:59.173	21	2	1:50.745	34.618	37.882	38.245	276.9	39:57.409
22	2	1:48.886	34.283	37.092	37.511	277.6	41:48.059	22	2	1:50.446	34.467	37.895	38.084	276.2	41:47.855
23	2	1:48.424	34.161	36.902	37.361	284.2	43:36.483	23	2	1:51.080	34.685	38.029	38.366	276.9	43:38.935
24	2	1:53.029	34.415	36.913	41.701	278.3	45:29.512	24	2	1:51.663	34.332	37.989	39.342	276.9	45:30.598
25	2	2:00.937	37.751	41.708	41.478	174.1	47:30.449	25	2	2:00.217	37.248	41.725	41.244	171.9	47:30.815
26	2	2:20.609	36.727	51.458	52.424	210.5	49:51.058	26	2	2:20.508	37.401	51.284	51.823	179.7	49:51.323
27	2	1:50.104	34.539	37.901	37.664	274.1	51:41.162	27	2	1:55.446	37.157	40.064	38.225	250.0	51:46.769
28	2	1:49.874	34.776	37.471	37.627	275.5	53:31.036	28	2	1:50.659	34.929	37.602	38.128	275.5	53:37.428
29	2	1:49.350	34.578	37.210	37.562	274.8	55:20.386	29	2	1:50.104	34.570	37.493	38.041	276.2	55:27.532
30	2	1:48.958	34.362	37.091	37.505	276.2	57:09.344	30	2	1:51.053	34.722	38.063	38.268	274.1	57:18.585
31	2	1:48.989	34.359	37.248	37.382	276.9	58:58.333	31	2	1:51.083	34.626	38.083	38.374	273.4	59:09.668
32	2	1:49.286	34.494	37.307	37.485	277.6	1:00:47.619	32	2	1:50.281	34.647	37.509	38.125	273.4	1:00:59.949
33	2	1:49.267	34.498	37.262	37.507	274.8	1:02:36.886	33	2	1:50.351	34.511	37.768	38.072	274.8	1:02:50.300





Autodromo Nazionale Monza
International GT Open
Race - 2
Lap Analysis



16

1 Marcelo Hahn
 McLaren 720 S GT3
 PROAM 2 Allam Khodair
 Teo Martin Motorsport

17

1 Louis Prette
 Ferrari 488 GT3
 PRO 2 Vincent Abril
 AF Corse / APM Monaco


Lap	D	Time	Sector 1	Sector 2	Sector 3	T. Spd	Elapsed	Lap	D	Time	Sector 1	Sector 2	Sector 3	T. Spd	Elapsed
1	2	1:54.138	39.315	37.282	37.541	253.5	1:54.138	1	1	1:57.187	40.554	38.763	37.870	251.1	1:57.187
2	2	1:48.368	34.259	36.845	37.264	276.9	3:42.506	2	1	1:49.876	34.630	37.416	37.830	274.1	3:47.063
3	2	1:48.133	34.404	36.588	37.141	276.9	5:30.639	3	1	1:49.758	34.767	37.346	37.645	257.1	5:36.821
4	2	1:47.768	34.259	36.607	36.902	276.2	7:18.407	4	1	1:50.793	34.760	38.574	37.459	260.2	7:27.614
5	2	1:47.337	34.003	36.511	36.823	276.2	9:05.744	5	1	1:49.613	35.004	37.168	37.441	254.1	9:17.227
6	2	1:47.490	33.993	36.587	36.910	276.2	10:53.234	6	1	1:49.134	34.470	37.351	37.313	266.0	11:06.361
7	2	1:47.879	34.194	36.619	37.066	274.8	12:41.113	7	1	1:49.576	34.615	37.509	37.452	267.9	12:55.937
8	2	1:47.941	34.207	36.700	37.034	275.5	14:29.054	8	1	1:48.561	34.331	36.911	37.319	276.9	14:44.498
9	2	1:48.124	34.378	36.638	37.108	273.4	16:17.178	9	1	1:48.659	34.201	37.099	37.359	276.9	16:33.157
10	2	1:47.985	34.240	36.797	36.948	275.5	18:05.163	10	1	1:48.567	34.328	36.945	37.294	274.1	18:21.724
11	2	1:47.654	34.133	36.572	36.949	272.0	19:52.817	11	1	1:48.410	34.324	36.911	37.175	272.7	20:10.134
12	2	1:48.107	34.146	36.746	37.215	275.5	21:40.924	12	1	1:48.487	34.340	36.907	37.240	276.2	21:58.621
13	2	1:48.447	34.151	36.852	37.444	275.5	23:29.371	13	1	1:48.458	34.294	36.920	37.244	277.6	23:47.079
14	2	1:48.164	34.208	36.879	37.077	268.6	25:17.535	14	1	1:54.997 P	34.463	37.107	43.427	268.6	25:42.076
15	2	1:47.725	34.163	36.653	36.909	276.9	27:05.260	15	2	3:03.742	1:49.920	36.846	36.976	210.9	28:45.818
16	2	1:48.598	34.082	36.587	37.929	276.2	28:53.858	16	2	1:47.862	34.300	36.599	36.963	274.8	30:33.680
17	2	1:49.622	34.734	37.737	37.151	260.2	30:43.480	17	2	1:47.681	34.277	36.445	36.959	270.6	32:21.361
18	2	1:47.788	34.151	36.648	36.989	274.8	32:31.268	18	2	1:47.623	34.013	36.510	37.100	275.5	34:08.984
19	2	1:52.891 P	33.949	36.338	42.604	278.3	34:24.159	19	2	1:47.512	34.297	36.381	36.834	276.2	35:56.496
20	1	3:15.738	2:00.512	37.624	37.602	214.7	37:39.897	20	2	1:48.635	34.264	36.727	37.644	276.2	37:45.131
21	1	1:50.918	34.469	38.398	38.051	272.7	39:30.815	21	2	1:47.923	34.198	36.450	37.275	274.1	39:33.054
22	1	1:49.652	34.630	37.290	37.732	266.0	41:20.467	22	2	1:48.158	34.261	36.750	37.147	275.5	41:21.212
23	1	1:49.159	34.264	37.172	37.723	276.2	43:09.626	23	2	1:48.351	34.140	36.965	37.246	275.5	43:09.563
24	1	1:49.517	34.789	37.059	37.669	257.7	44:59.143	24	2	1:48.664	34.255	36.564	37.845	270.6	44:58.227
25	1	1:51.874	35.507	38.309	38.058	217.7	46:51.017	25	2	1:51.703	36.129	37.762	37.812	217.3	46:49.930
26	1	2:52.438	39.919	1:19.824	52.695	232.7	49:43.455	26	2	2:49.813	39.864	1:19.526	50.423	216.8	49:39.743
27	1	1:49.303	34.455	37.115	37.733	272.0	51:32.758	27	2	1:49.240	34.748	36.728	37.764	276.2	51:28.983
28	1	1:49.089	34.359	37.249	37.481	275.5	53:21.847	28	2	1:48.582	34.384	36.745	37.453	281.2	53:17.565
29	1	1:49.310	34.391	37.142	37.777	275.5	55:11.157	29	2	1:49.046	34.378	37.016	37.652	276.9	55:06.611
30	1	1:49.540	34.608	37.268	37.664	274.8	57:00.697	30	2	1:49.157	34.666	37.082	37.409	271.3	56:55.768
31	1	1:51.175	34.408	38.896	37.871	272.7	58:51.872	31	2	1:49.219	35.046	36.736	37.437	281.9	58:44.987
32	1	1:49.565	34.641	37.297	37.627	267.3	1:00:41.437	32	2	1:49.183	34.523	37.046	37.614	270.0	1:00:34.170
33	1	1:49.400	34.475	37.187	37.738	269.3	1:02:30.837	33	2	1:48.992	34.475	37.008	37.509	271.3	1:02:23.162

25

1 Daniele Di Amato
 Ferrari 488 GT3
 PROAM 2 Alessandro Vezzoni
 RS Racing

Lap	D	Time	Sector 1	Sector 2	Sector 3	T. Spd	Elapsed
1	1	1:56.269	40.316	38.055	37.898	247.7	1:56.269
2	1	1:50.084	34.749	37.578	37.757	281.2	3:46.353
3	1	1:50.027	34.745	37.342	37.940	281.2	5:36.380
4	1	1:50.845	34.761	37.621	38.463	278.3	7:27.225
5	1	1:52.528	35.903	38.148	38.477	259.6	9:19.753
6	1	1:59.362 P	35.419	38.734	45.209	270.0	11:19.115
7	1	6:01.112 P	4:37.198	38.140	45.774	213.0	17:20.227





Autodromo Nazionale Monza
International GT Open
Race - 2
Lap Analysis



26

1 Fabrizio Crestani

Bentley Continental GT3

34


1 Salih Yoluc

Aston Martin Vantage GT3

PRO 2 Yannick Mettler Team Lazarus PRO 2 Charlie Eastwood TF Sport

Lap	D	Time	Sector 1	Sector 2	Sector 3	T. Spd	Elapsed	Lap	D	Time	Sector 1	Sector 2	Sector 3	T. Spd	Elapsed
1	1	1:54.681	39.610	37.505	37.566	261.5	1:54.681	1	2	1:55.427	39.992	37.850	37.585	252.9	1:55.427
2	1	1:49.049	34.586	37.152	37.311	275.5	3:43.730	2	2	1:49.985	35.335	37.298	37.352	276.2	3:45.412
3	1	1:48.737	34.608	37.021	37.108	275.5	5:32.467	3	2	1:48.519	34.476	36.845	37.198	275.5	5:33.931
4	1	1:48.352	34.406	36.870	37.076	275.5	7:20.819	4	2	1:48.024	34.367	36.589	37.068	276.2	7:21.955
5	1	1:48.392	34.453	36.960	36.979	275.5	9:09.211	5	2	1:48.050	34.346	36.705	36.999	276.9	9:10.005
6	1	1:48.350	34.390	36.825	37.135	274.8	10:57.561	6	2	1:47.920	34.241	36.720	36.959	276.9	10:57.925
7	1	1:48.820	34.551	37.087	37.182	275.5	12:46.381	7	2	1:48.733	34.401	37.166	37.166	276.9	12:46.658
8	1	1:48.737	34.533	37.048	37.156	274.8	14:35.118	8	2	1:48.757	34.513	37.231	37.013	277.6	14:35.415
9	1	1:48.580	34.634	36.852	37.094	274.8	16:23.698	9	2	1:48.735	34.571	37.070	37.094	275.5	16:24.150
10	1	1:48.618	34.546	36.981	37.091	274.8	18:12.316	10	2	1:48.563	34.397	36.964	37.202	276.2	18:12.713
11	1	1:49.039	34.760	37.131	37.148	274.8	20:01.355	11	2	1:49.035	34.558	37.438	37.039	274.8	20:01.748
12	1	1:48.812	34.524	37.085	37.203	275.5	21:50.167	12	2	1:48.619	34.364	37.246	37.009	275.5	21:50.367
13	1	1:49.401	34.711	37.468	37.222	274.8	23:39.568	13	2	1:49.508	34.713	37.527	37.268	276.9	23:39.875
14	1	1:55.672 P	34.543	37.118	44.011	274.8	25:35.240	14	2	1:48.987	34.445	37.296	37.246	277.6	25:28.862
15	2	3:18.276	2:02.685	37.720	37.871	213.4	28:53.516	15	2	1:48.557	34.396	37.123	37.038	274.1	27:17.419
16	2	1:51.108	34.971	38.213	37.924	270.6	30:44.624	16	2	1:48.357	34.395	36.753	37.209	275.5	29:05.776
17	2	1:49.917	34.719	37.453	37.745	266.6	32:34.541	17	2	1:47.992	34.514	36.513	36.965	272.7	30:53.768
18	2	1:50.528	34.433	38.549	37.546	274.8	34:25.069	18	2	1:48.679	34.343	37.192	37.144	274.8	32:42.447
19	2	1:49.647	34.693	37.443	37.511	274.8	36:14.716	19	2	1:53.741 P	34.231	36.786	42.724	276.2	34:36.188
20	2	1:50.392	35.125	37.485	37.782	274.1	38:05.108	20	1	3:27.359	2:10.757	38.790	37.812	213.8	38:03.547
21	2	1:49.698	34.645	37.489	37.564	276.2	39:54.806	21	1	1:49.473	34.576	37.262	37.635	273.4	39:53.020
22	2	1:49.562	34.653	37.275	37.634	270.0	41:44.368	22	1	1:49.288	34.563	37.180	37.545	274.1	41:42.308
23	2	1:49.103	34.487	37.356	37.260	274.1	43:33.471	23	1	1:48.969	34.470	37.067	37.432	276.9	43:31.277
24	2	1:51.236	34.579	37.784	38.873	272.7	45:24.707	24	1	2:54.109	1:35.794	39.574	38.741	276.9	46:25.386
25	2	1:59.723	39.402	39.688	40.633	188.1	47:24.430	25	1	1:51.137	35.192	37.758	38.187	257.1	48:16.523
26	2	2:24.238	38.605	53.006	52.627	173.6	49:48.668	26	1	1:49.881	34.665	37.382	37.834	274.1	50:06.404
27	2	1:52.161	36.432	38.020	37.709	266.6	51:40.829	27	1	1:49.025	34.518	37.078	37.429	274.1	51:55.429
28	2	1:49.668	34.823	37.257	37.588	272.7	53:30.497	28	1	1:50.933	34.531	38.101	38.301	277.6	53:46.362
29	2	1:49.150	34.607	37.214	37.329	274.1	55:19.647	29	1	1:49.220	34.541	37.020	37.659	274.8	55:35.582
30	2	1:49.093	34.506	37.173	37.414	274.1	57:08.740	30	1	1:49.498	34.601	37.199	37.698	274.1	57:25.080
31	2	1:49.120	34.542	37.270	37.308	273.4	58:57.860	31	1	1:49.158	34.506	37.077	37.575	274.8	59:14.238
32	2	1:49.246	34.536	37.318	37.392	273.4	1:00:47.106	32	1	1:49.252	34.532	37.113	37.607	274.8	1:01:03.490
33	2	1:49.325	34.595	37.174	37.556	274.1	1:02:36.431	33	1	1:48.825	34.489	36.950	37.386	274.8	1:02:52.315





Autodromo Nazionale Monza
International GT Open
Race - 2
Lap Analysis



44

1 Florian Scholze

Mercedes AMG GT3

48

1 Stephane Ortelli

Ferrari 488 GT3

AM

2 Jens Liebhauser

GetSpeed Performance


PROAM

2 Angelo Negro

AF Corse / APM Monaco

Lap	D	Time	Sector 1	Sector 2	Sector 3	T. Spd	Elapsed	Lap	D	Time	Sector 1	Sector 2	Sector 3	T. Spd	Elapsed
1	1	1:58.654	41.234	39.098	38.322	255.3	1:58.654	1	1	1:57.850	40.660	39.040	38.150	244.3	1:57.850
2	1	1:50.968	34.819	37.925	38.224	274.8	3:49.622	2	1	1:50.757	34.700	38.431	37.626	279.0	3:48.607
3	1	1:50.154	34.764	37.563	37.827	275.5	5:39.776	3	1	1:49.002	34.477	36.993	37.532	278.3	5:37.609
4	1	1:49.748	34.521	37.547	37.680	274.8	7:29.524	4	1	1:50.530	34.318	38.379	37.833	275.5	7:28.139
5	1	1:50.336	34.682	37.567	38.087	276.2	9:19.860	5	1	1:49.581	34.688	37.136	37.757	252.9	9:17.720
6	1	1:50.453	35.138	37.888	37.427	276.2	11:10.313	6	1	1:49.285	34.383	37.061	37.841	272.0	11:07.005
7	1	1:49.273	34.539	37.141	37.593	274.8	12:59.586	7	1	1:49.422	34.310	37.314	37.798	271.3	12:56.427
8	1	1:49.455	34.754	37.322	37.379	273.4	14:49.041	8	1	1:48.672	34.320	37.081	37.271	273.4	14:45.099
9	1	1:49.394	34.637	37.174	37.583	273.4	16:38.435	9	1	1:48.433	34.275	36.787	37.371	276.9	16:33.532
10	1	1:49.851	34.562	37.807	37.482	274.1	18:28.286	10	1	1:48.554	34.225	36.886	37.443	276.9	18:22.086
11	1	1:49.330	34.652	37.162	37.516	274.1	20:17.616	11	1	1:48.395	34.390	36.898	37.107	271.3	20:10.481
12	1	1:49.411	34.565	37.325	37.521	274.1	22:07.027	12	1	1:48.625	34.284	37.080	37.261	264.0	21:59.106
13	1	1:49.264	34.502	37.172	37.590	274.1	23:56.291	13	1	1:48.709	34.438	36.964	37.307	274.8	23:47.815
14	1	1:49.650	34.636	37.393	37.621	273.4	25:45.941	14	1	1:48.848	34.320	36.957	37.571	276.9	25:36.663
15	1	1:49.471	34.584	37.368	37.519	273.4	27:35.412	15	1	1:48.339	34.037	36.958	37.344	278.3	27:25.002
16	1	1:56.530 P	34.704	37.360	44.466	273.4	29:31.942	16	1	1:48.382	34.305	36.782	37.295	278.3	29:13.384
17	2	3:20.286	2:05.731	37.051	37.504	213.4	32:52.228	17	1	1:49.010	34.159	37.726	37.125	278.3	31:02.394
18	2	1:48.920	34.428	36.956	37.536	276.2	34:41.148	18	1	1:55.350 P	34.729	37.051	43.570	246.5	32:57.744
19	2	1:49.891	34.939	37.088	37.864	274.1	36:31.039	19	2	3:04.691	1:48.013	38.425	38.253	216.8	36:02.435
20	2	1:50.216	35.043	37.333	37.840	262.7	38:21.255	20	2	1:52.580	35.211	38.837	38.532	254.1	37:55.015
21	2	1:49.469	34.852	36.982	37.635	274.1	40:10.724	21	2	1:51.629	35.213	38.198	38.218	259.6	39:46.644
22	2	1:49.094	34.488	36.867	37.739	274.8	41:59.818	22	2	1:51.531	34.852	38.484	38.195	270.6	41:38.175
23	2	1:50.607	34.831	38.103	37.673	272.7	43:50.425	23	2	1:51.776	34.428	37.919	39.429	276.2	43:29.951
24	2	1:51.230	34.975	37.500	38.755	273.4	45:41.655	24	2	1:53.348	34.571	37.976	40.801	275.5	45:23.299
25	2	1:53.391	35.951	38.480	38.960	216.4	47:35.046	25	2	2:00.306	39.394	39.662	41.250	206.8	47:23.605
26	2	2:16.657	35.715	49.858	51.084	240.0	49:51.703	26	2	2:24.875	36.789	53.923	54.163	202.6	49:48.480
27	2	1:51.055	35.070	37.576	38.409	264.7	51:42.758	27	2	2:04.977	36.557	45.060	43.360	268.6	51:53.457
28	2	1:49.926	34.842	37.301	37.783	272.0	53:32.684	28	2	2:00.750	39.497	40.490	40.763	205.7	53:54.207
29	2	1:49.649	34.813	37.089	37.747	273.4	55:22.333	29	2	1:55.877	36.582	39.426	39.869	207.2	55:50.084
30	2	1:49.757	34.862	37.140	37.755	270.0	57:12.090	30	2	1:53.305	35.294	38.794	39.217	246.5	57:43.389
31	2	1:49.561	34.745	37.014	37.802	271.3	59:01.651	31	2	1:53.805	35.965	38.890	38.950	243.2	59:37.194
32	2	1:49.466	34.578	37.225	37.663	274.1	1:00:51.117	32	2	1:52.588	34.816	38.908	38.864	260.2	1:01:29.782
33	2	1:49.282	34.714	37.069	37.499	271.3	1:02:40.399	33	2	1:53.203	35.382	38.493	39.328	239.4	1:03:22.985





Autodromo Nazionale Monza
International GT Open
Race - 2
Lap Analysis



57


1 Bar Baruch
 McLaren 720 S GT3
 PRO
 2 Christian M. Hahn
 Teo Martín Motorsport

59

1 Miguel Ramos
 McLaren 720 S GT3
 PRO
 2 Henrique Chaves
 Teo Martín Motorsport

Lap	D	Time	Sector 1	Sector 2	Sector 3	T. Spd	Elapsed	Lap	D	Time	Sector 1	Sector 2	Sector 3	T. Spd	Elapsed
1	2	1:59.997	41.576	39.968	38.453	248.2	1:59.997	1	2	1:53.056	38.732	37.020	37.304	255.3	1:53.056
2	2	1:50.829	34.832	37.698	38.299	274.1	3:50.826	2	2	1:48.341	34.384	36.804	37.153	275.5	3:41.397
3	2	1:50.554	35.352	37.377	37.825	279.7	5:41.380	3	2	1:47.624	34.209	36.611	36.804	276.2	5:29.021
4	2	1:50.178	34.574	38.077	37.527	275.5	7:31.558	4	2	1:47.586	34.154	36.567	36.865	276.2	7:16.607
5	2	1:48.823	34.333	36.984	37.506	276.9	9:20.381	5	2	1:47.530	34.097	36.491	36.942	276.2	9:04.137
6	2	1:50.633	34.709	38.111	37.813	276.2	11:11.014	6	2	1:48.125	34.161	36.909	37.055	276.2	10:52.262
7	2	1:49.105	34.584	37.137	37.384	275.5	13:00.119	7	2	1:48.188	34.319	36.669	37.200	274.1	12:40.450
8	2	1:49.409	34.640	37.170	37.599	277.6	14:49.528	8	2	1:48.022	34.232	36.710	37.080	276.9	14:28.472
9	2	1:49.457	34.395	37.560	37.502	274.1	16:38.985	9	2	1:48.019	34.362	36.713	36.944	276.2	16:16.491
10	2	1:49.853	34.455	37.746	37.652	275.5	18:28.838	10	2	1:48.021	34.323	36.811	36.887	272.0	18:04.512
11	2	1:49.364	34.532	37.231	37.601	274.8	20:18.202	11	2	1:47.810	34.204	36.608	36.998	267.9	19:52.322
12	2	1:49.358	34.347	37.322	37.689	276.2	22:07.560	12	2	1:48.012	34.204	36.776	37.032	276.2	21:40.334
13	2	1:49.103	34.557	37.025	37.521	276.9	23:56.663	13	2	1:48.575	34.291	36.828	37.456	272.7	23:28.909
14	2	1:50.317	34.679	38.102	37.536	273.4	25:46.980	14	2	1:53.791 P	34.459	36.542	42.790	277.6	25:22.700
15	2	1:49.518	34.562	37.362	37.594	275.5	27:36.498	15	1	3:00.592	1:45.840	37.226	37.526	214.7	28:23.292
16	2	1:56.014 P	34.530	37.837	43.647	274.8	29:32.512	16	1	1:49.699	34.321	37.744	37.634	274.1	30:12.991
17	1	3:00.840	1:46.120	37.242	37.478	211.3	32:33.352	17	1	1:48.645	34.271	37.061	37.313	274.1	32:01.636
18	1	1:49.703	34.574	37.259	37.870	274.8	34:23.055	18	1	1:47.617	34.094	36.543	36.980	276.2	33:49.253
19	1	1:49.175	34.515	37.087	37.573	273.4	36:12.230	19	1	1:48.334	34.313	36.792	37.229	278.3	35:37.587
20	1	1:51.661	34.861	38.838	37.962	276.2	38:03.891	20	1	1:48.404	34.338	36.778	37.288	276.9	37:25.991
21	1	1:49.437	34.525	37.288	37.624	267.9	39:53.328	21	1	1:47.974	34.305	36.691	36.978	276.9	39:13.965
22	1	1:49.253	34.639	37.104	37.510	269.3	41:42.581	22	1	1:48.062	34.153	36.778	37.131	276.2	41:02.027
23	1	1:49.284	34.458	37.500	37.326	270.6	43:31.865	23	1	1:48.276	34.344	36.782	37.150	276.9	42:50.303
24	1	1:52.021	34.733	37.551	39.737	278.3	45:23.886	24	1	1:48.246	34.146	36.843	37.257	276.9	44:38.549
25	1	1:59.995	39.331	39.785	40.879	184.6	47:23.881	25	1	1:52.778	37.758	37.438	37.582	175.6	46:31.327
26	1	2:24.639	37.290	53.805	53.544	176.1	49:48.520	26	1	3:08.073	58.048	1:19.340	50.685	134.8	49:39.400
27	1	1:56.739 P	36.359	37.046	43.334	262.1	51:45.259	27	1	1:49.132	34.553	37.099	37.480	274.8	51:28.532
28	1	2:09.594	54.686	37.349	37.559	215.5	53:54.853	28	1	1:48.851	34.262	37.091	37.498	275.5	53:17.383
29	1	1:49.823	34.483	36.998	38.342	264.7	55:44.676	29	1	1:48.907	34.289	37.146	37.472	275.5	55:06.290
30	1	1:49.347	34.524	37.194	37.629	274.1	57:34.023	30	1	1:49.343	34.437	37.474	37.432	275.5	56:55.633
31	1	1:48.999	34.418	37.170	37.411	274.8	59:23.022	31	1	1:50.867	36.230	37.194	37.443	278.3	58:46.500
32	1	1:48.755	34.460	37.126	37.169	274.1	1:01:11.777	32	1	1:48.830	34.308	37.106	37.416	274.8	1:00:35.330
33	1	1:48.971	34.326	37.131	37.514	274.1	1:03:00.748	33	1	1:49.142	34.177	37.525	37.440	276.9	1:02:24.472





Autodromo Nazionale Monza
International GT Open
Race - 2
Lap Analysis



72

1 Nick Moss

McLaren 720 S GT3

88

1 Patryk Krupinski

Mercedes AMG GT3 - 2016

PROAM

2 Joe Osborne

Optimum Motorsport


PROAM

2 Christian Klien

JP Motorsport

Lap	D	Time	Sector 1	Sector 2	Sector 3	T. Spd	Elapsed	Lap	D	Time	Sector 1	Sector 2	Sector 3	T. Spd	Elapsed
1	1	2:00.673	41.820	40.168	38.685	235.8	2:00.673	1	2	1:56.609	40.563	38.197	37.849	250.0	1:56.609
2	1	1:50.925	34.926	37.892	38.107	263.4	3:51.598	2	2	1:50.157	34.673	37.625	37.859	276.2	3:46.766
3	1	1:50.530	34.900	37.715	37.915	276.9	5:42.128	3	2	1:49.770	34.481	37.597	37.692	276.9	5:36.536
4	1	1:51.356	34.687	38.665	38.004	274.1	7:33.484	4	2	1:50.294	34.983	37.586	37.725	278.3	7:26.830
5	1	1:50.274	34.524	37.853	37.897	277.6	9:23.758	5	2	1:49.577	34.790	37.309	37.478	269.3	9:16.407
6	1	1:50.073	34.678	37.829	37.566	276.2	11:13.831	6	2	1:49.206	34.685	37.198	37.323	270.0	11:05.613
7	1	1:50.641	35.341	37.618	37.682	277.6	13:04.472	7	2	1:49.116	34.731	37.117	37.268	270.6	12:54.729
8	1	1:49.609	34.560	37.471	37.578	274.1	14:54.081	8	2	1:48.726	34.716	36.900	37.110	270.6	14:43.455
9	1	1:49.649	34.807	37.449	37.393	276.2	16:43.730	9	2	1:48.568	34.662	36.693	37.213	270.6	16:32.023
10	1	1:50.035	34.866	37.378	37.791	272.7	18:33.765	10	2	1:48.576	34.560	36.752	37.264	271.3	18:20.599
11	1	1:49.552	34.367	37.566	37.619	277.6	20:23.317	11	2	1:48.438	34.563	36.754	37.121	271.3	20:09.037
12	1	1:50.293	34.719	37.753	37.821	277.6	22:13.610	12	2	1:48.486	34.546	36.807	37.133	272.7	21:57.523
13	1	1:49.933	34.482	37.802	37.649	278.3	24:03.543	13	2	1:48.491	34.485	36.742	37.264	272.0	23:46.014
14	1	1:57.357 P	34.745	37.764	44.848	276.9	26:00.900	14	2	1:48.752	34.502	37.050	37.200	272.0	25:34.766
15	2	3:13.661	1:59.528	37.037	37.096	214.7	29:14.561	15	2	1:48.617	34.577	36.824	37.216	271.3	27:23.383
16	2	1:50.077	34.272	37.296	38.509	276.9	31:04.638	16	2	1:48.613	34.635	36.883	37.095	270.6	29:11.996
17	2	1:48.593	34.367	37.044	37.182	277.6	32:53.231	17	2	1:48.823	34.399	37.231	37.193	272.0	31:00.819
18	2	1:48.302	34.200	36.805	37.297	279.7	34:41.533	18	2	1:48.290	34.431	36.639	37.220	272.7	32:49.109
19	2	1:49.477	34.707	37.357	37.413	276.2	36:31.010	19	2	1:54.870 P	34.519	36.923	43.428	272.7	34:43.979
20	2	1:48.664	34.432	36.894	37.338	276.9	38:19.674	20	1	3:00.993	1:45.342	37.799	37.852	214.2	37:44.972
21	2	1:48.522	34.525	36.814	37.183	276.9	40:08.196	21	1	1:50.638	35.005	37.390	38.243	270.0	39:35.610
22	2	1:48.576	34.266	36.906	37.404	276.9	41:56.772	22	1	1:50.065	34.855	37.432	37.778	270.0	41:25.675
23	2	1:48.435	34.375	36.812	37.248	278.3	43:45.207	23	1	1:50.571	34.855	37.787	37.929	271.3	43:16.246
24	2	1:49.337	34.278	36.757	38.302	277.6	45:34.544	24	1	1:49.993	34.752	37.331	37.910	271.3	45:06.239
25	2	1:56.455	35.477	40.521	40.457	225.0	47:30.999	25	1	1:50.992	35.090	37.720	38.182	264.7	46:57.231
26	2	2:20.356	37.463	51.354	51.539	175.8	49:51.355	26	1	2:46.773	35.382	1:18.937	52.454	270.6	49:44.004
27	2	1:50.154	34.926	37.439	37.789	274.1	51:41.509	27	1	1:50.247	34.690	37.483	38.074	270.6	51:34.251
28	2	1:49.866	34.749	37.414	37.703	278.3	53:31.375	28	1	1:49.978	34.757	37.510	37.711	271.3	53:24.229
29	2	1:49.345	34.712	37.063	37.570	269.3	55:20.720	29	1	1:50.364	34.704	37.779	37.881	270.0	55:14.593
30	2	1:48.965	34.369	37.187	37.409	272.7	57:09.685	30	1	1:49.795	34.760	37.218	37.817	270.6	57:04.388
31	2	1:49.200	34.515	37.152	37.533	275.5	58:58.885	31	1	1:50.004	34.861	37.275	37.868	270.6	58:54.392
32	2	1:49.075	34.455	37.103	37.517	275.5	1:00:47.960	32	1	1:50.058	34.788	37.453	37.817	269.3	1:00:44.450
33	2	1:49.402	34.699	37.042	37.661	270.6	1:02:37.362	33	1	1:50.067	34.708	37.647	37.712	270.6	1:02:34.517





Autodromo Nazionale Monza
International GT Open
Race - 2
Analysis by Lap



Autodromo Nazionale Monza 5.793 m.

Num	Lap Time	Gap
Lap 1		
59	1:53.056	
16	1:54.138	01.082
26	1:54.681	01.625
34	1:55.427	02.371
25	1:56.269	03.213
88	1:56.609	03.553
17	1:57.187	04.131
48	1:57.850	04.794
13	1:58.225	05.169
44	1:58.654	05.598
7	1:59.714	06.658
57	1:59.997	06.941
72	2:00.673	07.617

Num	Lap Time	Gap
Lap 2		
59	1:48.341	
16	1:48.368	01.109
26	1:49.049	02.333
34	1:49.985	04.015
25	1:50.084	04.956
88	1:50.157	05.369
17	1:49.876	05.666
13	1:49.709	06.537
48	1:50.757	07.210
44	1:50.968	08.225
7	1:50.883	09.200
57	1:50.829	09.429
72	1:50.925	10.201

Num	Lap Time	Gap
Lap 3		
59	1:47.624	
16	1:48.133	01.618
26	1:48.737	03.446
34	1:48.519	04.910
25	1:50.027	07.359
88	1:49.770	07.515
17	1:49.758	07.800
13	1:49.181	08.094
48	1:49.002	08.588

Num	Lap Time	Gap
Lap 4		
59	1:47.586	
16	1:47.768	01.800
26	1:48.352	04.212
34	1:48.024	05.348
88	1:50.294	10.223
13	1:50.046	10.554
25	1:50.845	10.618
17	1:50.793	11.007
48	1:50.530	11.532
44	1:49.748	12.917
57	1:50.178	14.951
7	1:51.813	16.332
72	1:51.356	16.877

Num	Lap Time	Gap
Lap 5		
59	1:47.530	
16	1:47.337	01.607
26	1:48.392	05.074
34	1:48.050	05.868
88	1:49.577	12.270
13	1:49.651	12.675
17	1:49.613	13.090
48	1:49.581	13.583
25	1:52.528	15.616
44	1:50.336	15.723
57	1:48.823	16.244
7	1:50.331	19.133
72	1:50.274	19.621

Num	Lap Time	Gap
Lap 6		
59	1:48.125	
16	1:47.490	00.972
26	1:48.350	05.299
34	1:47.920	05.663

Num	Lap Time	Gap
Lap 7		
59	1:48.188	
16	1:47.879	00.663
26	1:48.820	05.931
34	1:48.733	06.208
88	1:49.116	14.279
13	1:49.294	14.832
17	1:49.576	15.487
48	1:49.422	15.977
44	1:49.273	19.136
57	1:49.105	19.669
7	1:49.806	22.587
72	1:50.641	24.022

Num	Lap Time	Gap
Lap 8		
59	1:48.022	
16	1:47.941	00.582
26	1:48.737	06.646
34	1:48.757	06.943
88	1:48.726	14.983
13	1:48.670	15.480
17	1:48.561	16.026
48	1:48.672	16.627
44	1:49.455	20.569
57	1:49.409	21.056
7	1:49.913	24.478
72	1:49.609	25.609

Num	Lap Time	Gap
Lap 9		
59	1:48.019	
16	1:48.124	00.687
26	1:48.580	07.207
34	1:48.735	07.659
88	1:48.568	15.532
13	1:48.574	16.035
17	1:48.659	16.666
48	1:48.433	17.041
44	1:49.394	21.944
57	1:49.457	22.494
7	1:49.923	26.382
72	1:49.649	27.239
25	6:01.112	2 Laps

Num	Lap Time	Gap
Lap 10		
59	1:48.021	
16	1:47.985	00.651
26	1:48.618	07.804
34	1:48.563	08.201
88	1:48.576	16.087
13	1:48.536	16.550
17	1:48.567	17.212
48	1:48.554	17.574
44	1:49.851	23.774
57	1:49.853	24.326
7	1:49.838	28.199
72	1:50.035	29.253

Num	Lap Time	Gap
Lap 11		
59	1:47.810	
16	1:47.654	00.495
26	1:49.039	09.033
34	1:49.035	09.426
88	1:48.438	16.715
13	1:48.650	17.390
17	1:48.410	17.812
48	1:48.395	18.159
44	1:49.330	25.294
57	1:49.364	25.880

Num	Lap Time	Gap
Lap 12		
59	1:48.012	
16	1:48.107	00.590
26	1:48.812	09.833
34	1:48.619	10.033
88	1:48.486	17.189
13	1:48.419	17.797
17	1:48.487	18.287
48	1:48.625	18.772
44	1:49.411	26.693
57	1:49.358	27.226
7	1:49.627	31.757
72	1:50.293	33.276

Num	Lap Time	Gap
Lap 13		
59	1:48.575	
16	1:48.447	00.462
26	1:49.401	10.659
34	1:49.508	10.966
88	1:48.491	17.105
13	1:48.432	17.654
17	1:48.458	18.170
48	1:48.709	18.906
44	1:49.264	27.382
57	1:49.103	27.754
7	1:49.923	33.105
72	1:49.933	34.634

Num	Lap Time	Gap
Lap 14		
16	1:48.164	
59	1:53.791	05.165
34	1:48.987	11.327
88	1:48.752	17.231
26	1:55.672	17.705
13	1:48.715	17.743
48	1:48.848	19.128
17	1:54.997	24.541

Num	Lap Time	Gap
Lap 15		

Num	Lap Time	Gap
Lap 16		

Num	Lap Time	Gap
Lap 17		

Num	Lap Time	Gap
Lap 18		

Num	Lap Time	Gap
Lap 19		


Num	Lap Time	Gap
Lap 20		

Num	Lap Time	Gap
Lap 21		

Num	Lap Time	Gap
Lap 22		

Num	Lap Time	Gap
Lap 23		





Autodromo Nazionale Monza
International GT Open
Race - 2
Analysis by Lap



Autodromo Nazionale Monza 5.793 m.

Num	Lap Time	Gap
44	1:49.650	28.406
57	1:50.317	29.445
72	1:57.357	43.365
7	2:03.546	48.025

Num	Lap Time	Gap
16	1:47.725	
34	1:48.557	12.159
88	1:48.617	18.123
13	1:48.648	18.666
48	1:48.339	19.742
44	1:49.471	30.152
57	1:49.518	31.238
59	3:00.592	1:18.032
17	3:03.742	1:40.558
26	3:18.276	1:48.256

Num	Lap Time	Gap
16	1:48.598	
34	1:48.357	11.918
7	3:02.399	1 Lap
88	1:48.613	18.138
13	1:48.708	18.776
48	1:48.382	19.526
72	3:13.661	1 Lap
44	1:56.530	38.084
57	1:56.014	38.654
59	1:49.699	1:19.133
17	1:47.862	1:39.822

Num	Lap Time	Gap
16	1:49.622	
26	1:51.108	1 Lap
34	1:47.992	10.288
7	1:48.556	1 Lap
88	1:48.823	17.339
13	1:49.468	18.622
48	1:49.010	18.914
72	1:50.077	1 Lap
59	1:48.645	1:18.156

59	1:48.645	1:18.156
----	----------	----------

Num	Lap Time	Gap
17	1:47.681	1:37.881

Num	Lap Time	Gap
-----	----------	-----

Lap 18

16	1:47.788	
57	3:00.840	1 Lap
26	1:49.917	1 Lap
34	1:48.679	11.179
7	1:48.408	1 Lap
88	1:48.290	17.841
13	1:48.622	19.456
44	3:20.286	1 Lap
72	1:48.593	1 Lap
48	1:55.350	26.476
59	1:47.617	1:17.985
17	1:47.623	1:37.716
57	1:49.703	1:51.787

Num	Lap Time	Gap
16	1:52.891	
26	1:50.528	1 Lap
7	1:48.498	1 Lap
34	1:53.741	12.029
44	1:48.920	1 Lap
72	1:48.302	1 Lap
88	1:54.870	19.820
13	1:54.572	21.137
59	1:48.334	1:13.428
17	1:47.512	1:32.337
48	3:04.691	1:38.276
57	1:49.175	1:48.071
26	1:49.647	1:50.557
7	1:48.420	1:57.682
72	1:49.477	2:06.851
44	1:49.891	2:06.880

Lap 20

59	1:48.404	
16	3:15.738	13.906
88	3:00.993	18.981
17	1:48.635	19.140

17	1:48.635	19.140
----	----------	--------

Num	Lap Time	Gap
48	1:52.580	29.024
34	3:27.359	37.556
57	1:51.661	37.900
26	1:50.392	39.117
13	3:21.368	40.673
7	1:48.321	44.171
72	1:48.664	53.683
44	1:50.216	55.264

Num	Lap Time	Gap
-----	----------	-----

Lap 21

59	1:47.974	
16	1:50.918	16.850
17	1:47.923	19.089
88	1:50.638	21.645
48	1:51.629	32.679
34	1:49.473	39.055
57	1:49.437	39.363
26	1:49.698	40.841
13	1:50.745	43.444
7	1:49.011	45.208
72	1:48.522	54.231
44	1:49.469	56.759

Num	Lap Time	Gap
-----	----------	-----

Lap 22

59	1:48.062	
16	1:49.652	18.440
17	1:48.158	19.185
88	1:50.065	23.648
48	1:51.531	36.148
34	1:49.288	40.281
57	1:49.253	40.554
26	1:49.562	42.341
13	1:50.446	45.828
7	1:48.886	46.032
72	1:48.576	54.745
44	1:49.094	57.791

Num	Lap Time	Gap
-----	----------	-----

Lap 23

59	1:48.276	
17	1:48.351	19.260

Num	Lap Time	Gap
16	1:49.159	19.323
88	1:50.571	25.943
48	1:51.776	39.648
34	1:48.969	40.974
57	1:49.284	41.562
26	1:49.103	43.168
7	1:48.424	46.180
13	1:51.080	48.632
72	1:48.435	54.904
44	1:50.607	1:00.122

Num	Lap Time	Gap
-----	----------	-----

Lap 24

59	1:48.246	
17	1:48.664	19.678
16	1:49.517	20.594
88	1:49.993	27.690
48	1:53.348	44.750
57	1:52.021	45.337
26	1:51.236	46.158
7	1:53.029	50.963
13	1:51.663	52.049
72	1:49.337	55.995
44	1:51.230	1:03.106
34	2:54.109	1:46.837

Num	Lap Time	Gap
-----	----------	-----

Lap 25

59	1:52.778	
17	1:51.703	18.603
16	1:51.874	19.690
88	1:50.992	25.904
48	2:00.306	52.278
57	1:59.995	52.554
26	1:59.723	53.103
7	2:00.937	59.122
13	2:00.217	59.488
72	1:56.455	59.672
44	1:53.391	1:03.719
34	1:51.137	1:45.196

Num	Lap Time	Gap
59	3:08.073	
17	2:49.813	00.343
16	2:52.438	04.055
88	2:46.773	04.604
48	2:24.875	09.080
57	2:24.639	09.120
26	2:24.238	09.268
7	2:20.609	11.658
13	2:20.508	11.923
72	2:20.356	11.955
44	2:16.657	12.303
34	1:49.881	27.004

Num	Lap Time	Gap
-----	----------	-----

Lap 27


59	1:49.132	
17	1:49.240	00.451
16	1:49.303	04.226
88	1:50.247	05.719
26	1:52.161	12.297
7	1:50.104	12.630
72	1:50.154	12.977
44	1:51.055	14.226
57	1:56.739	16.727
13	1:55.446	18.237
48	2:04.977	24.925
34	1:49.025	26.897

Num	Lap Time	Gap
-----	----------	-----

Lap 28

59	1:48.851	
17	1:48.582	00.182
16	1:49.089	04.464
88	1:49.978	06.846
26	1:49.668	13.114
7	1:49.874	13.653
72	1:49.866	13.992
44	1:49.926	15.301
13	1:50.659	20.045
34	1:50.933	28.979
48	2:00.750	36.824





Autodromo Nazionale Monza
International GT Open
Race - 2
Analysis by Lap



Num	Lap Time	Gap	Num	Lap Time	Gap
57	2:09.594	37.470	34	1:49.158	29.251

Num	Lap Time	Gap	57	1:48.999	38.035
Lap 29			48	1:53.805	52.207

Num	Lap Time	Gap	Num	Lap Time	Gap
59	1:48.907		Lap 32		
17	1:49.046	00.321	17	1:49.183	

16	1:49.310	04.867	59	1:48.830	01.160
88	1:50.364	08.303	16	1:49.565	07.267

26	1:49.150	13.357	88	1:50.058	10.280
7	1:49.350	14.096	26	1:49.246	12.936

72	1:49.345	14.430	7	1:49.286	13.449
44	1:49.649	16.043	72	1:49.075	13.790

13	1:50.104	21.242	44	1:49.466	16.947
34	1:49.220	29.292	13	1:50.281	25.779

57	1:49.823	38.386	34	1:49.252	29.320
48	1:55.877	43.794	57	1:48.755	37.607

Num	Lap Time	Gap	48	1:52.588	55.612
Lap 30			Num Lap Time Gap		

59	1:49.343		Lap 33		
17	1:49.157	00.135	17	1:48.992	

16	1:49.540	05.064	59	1:49.142	01.310
88	1:49.795	08.755	16	1:49.400	07.675

26	1:49.093	13.107	88	1:50.067	11.355
7	1:48.958	13.711	26	1:49.325	13.269

72	1:48.965	14.052	7	1:49.267	13.724
44	1:49.757	16.457	72	1:49.402	14.200

13	1:51.053	22.952	44	1:49.282	17.237
34	1:49.498	29.447	13	1:50.351	27.138

57	1:49.347	38.390	34	1:48.825	29.153
48	1:53.305	47.756	57	1:48.971	37.586

Num	Lap Time	Gap	48	1:53.203	59.823
Lap 31					

17	1:49.219				
59	1:50.867	01.513			


16	1:51.175	06.885			
88	1:50.004	09.405			

26	1:49.120	12.873			
7	1:48.989	13.346			

72	1:49.200	13.898			
44	1:49.561	16.664			

13	1:51.083	24.681			
----	----------	--------	--	--	--





Autodromo Nazionale Monza

International GT Open


Race - 2

Best Sectors Results



Sector - 1				Sector - 2				Sector - 3				Ideal Lap vs Best Lap				
Clas	Nº	Driver	Time	Nº	Driver	Time	Nº	Driver	Time	Clas	Nº	Driver	Ideal Lap	Best Lap	Clas	
1	16	Hahn - Khodair	33.949	16	Hahn - Khodair	36.338	59	Ramos - Chaves	36.804	1	16	Hahn - Khodair	1:47.110	1:47.337	1	
2	17	Prette - Abril	34.013	17	Prette - Abril	36.381	16	Hahn - Khodair	36.823	2	17	Prette - Abril	1:47.228	1:47.512	2	
3	48	Ortelli - Negro	34.037	59	Ramos - Chaves	36.491	17	Prette - Abril	36.834	3	59	Ramos - Chaves	1:47.389	1:47.530	3	
4	59	Ramos - Chaves	34.094	34	Yoluc - Eastwood	36.513	34	Yoluc - Eastwood	36.959	4	34	Yoluc - Eastwood	1:47.703	1:47.920	4	
5	7	Iribe - Millroy	34.153	88	Krupinski - Klien	36.639	26	Crestani - Mettler	36.979	5	48	Ortelli - Negro	1:47.926	1:48.339	8	
6	13	Nesov - Moiseev	34.158	7	Iribe - Millroy	36.728	88	Krupinski - Klien	37.095	6	7	Iribe - Millroy	1:48.043	1:48.321	7	
7	72	Moss - Osborne	34.200	72	Moss - Osborne	36.757	72	Moss - Osborne	37.096	7	72	Moss - Osborne	1:48.053	1:48.302	6	
8	34	Yoluc - Eastwood	34.231	48	Ortelli - Negro	36.782	48	Ortelli - Negro	37.107	8	88	Krupinski - Klien	1:48.133	1:48.290	5	
9	57	Baruch - Hahn	34.326	13	Nesov - Moiseev	36.811	7	Iribe - Millroy	37.162	9	13	Nesov - Moiseev	1:48.149	1:48.419	10	
10	26	Crestani - Mettler	34.390	26	Crestani - Mettler	36.825	57	Baruch - Hahn	37.169	10	26	Crestani - Mettler	1:48.194	1:48.350	9	
11	88	Krupinski - Klien	34.399	44	Scholze - Liebhauser	36.867	13	Nesov - Moiseev	37.180	11	57	Baruch - Hahn	1:48.479	1:48.755	11	
12	44	Scholze - Liebhauser	34.428	57	Baruch - Hahn	36.984	44	Scholze - Liebhauser	37.379	12	44	Scholze - Liebhauser	1:48.674	1:48.920	12	
13	25	Di Amato - Vezzoni	34.745	25	Di Amato - Vezzoni	37.342	25	Di Amato - Vezzoni	37.757	13	25	Di Amato - Vezzoni	1:49.844	1:50.027	13	





Autodromo Nazionale Monza

International GT Open

Race - 2


Leader Sequence

Autodromo Nazionale Monza 5.793 m.



Nº	Entrant/Team	Nat	Driver 1	Nat	Driver 2	Nat	Vehicle	Cat	Start Lap	End Lap	Laps	Total Laps
59	Teo Martín Motorsport		Miguel Ramos		<u>Henrique Chaves</u>		McLaren 720 S GT3	PRO	1	13	13	13
16	Teo Martín Motorsport		Marcelo Hahn		<u>Allam Khodair</u>		McLaren 720 S GT3	PROAM	14	19	6	6
59	Teo Martín Motorsport		Miguel Ramos		<u>Henrique Chaves</u>		McLaren 720 S GT3	PRO	20	30	11	24
17	AF Corse / APM Monaco		<u>Louis Prette</u>		Vincent Abril		Ferrari 488 GT3	PRO	31	33	3	3





Autodromo Nazionale Monza

International GT Open


Race - 2

Best 5 Lap Times



Cl	N°	Entrant/Team	Nat	Driver 1	Nat	Status	Driver 2	Nat	Status	Vehicle	Cat	Cl	Best 1		Best 2		Best 3		Best 4		Best 5	
													Time	Lap	Time	Lap	Time	Lap	Time	Lap	Time	Lap
1	16	Teo Martín Motorsport	ESP	Marcelo Hahn	BRA		Allam Khodair	BRA		McLaren 720 S GT3	PROAM	1	1:47.337	5	1:47.490	6	1:47.654	11	1:47.725	15	1:47.768	4
2	17	AF Corse / APM Monaco	ITA	Louis Prette	MCO		Vincent Abril	MCO		Ferrari 488 GT3	PRO	1	1:47.512	19	1:47.623	18	1:47.681	17	1:47.862	16	1:47.923	21
3	59	Teo Martín Motorsport	ESP	Miguel Ramos	PRT		Henrique Chaves	PRT		McLaren 720 S GT3	PRO	2	1:47.530	5	1:47.586	4	1:47.617	18	1:47.624	3	1:47.810	11
4	34	TF Sport	GBR	Salih Yoluc	TUR		Charlie Eastwood	IRL		Aston Martin Vantage GT3	PRO	3	1:47.920	6	1:47.992	17	1:48.024	4	1:48.050	5	1:48.357	16
5	88	JP Motorsport	POL	Patryk Krupinski	POL		Christian Klien	AUT		Mercedes AMG GT3 - 2016	PROAM	2	1:48.290	18	1:48.438	11	1:48.486	12	1:48.491	13	1:48.568	9
6	72	Optimum Motorsport	GBR	Nick Moss	GBR		Joe Osborne	GBR		McLaren 720 S GT3	PROAM	3	1:48.302	18	1:48.435	23	1:48.522	21	1:48.576	22	1:48.593	17
7	7	Optimum Motorsport	GBR	Brendan Iribe	USA		Ollie Millroy	GBR		McLaren 720 S GT3	PROAM	4	1:48.321	20	1:48.408	17	1:48.420	19	1:48.424	23	1:48.498	18
8	48	AF Corse / APM Monaco	ITA	Stephane Ortelli	MCO		Angelo Negro	ITA		Ferrari 488 GT3	PROAM	5	1:48.339	15	1:48.382	16	1:48.395	11	1:48.433	9	1:48.554	10
9	26	Team Lazarus	ITA	Fabrizio Crestani	ITA		Yannick Mettler	CHE		Bentley Continental GT3	PRO	4	1:48.350	6	1:48.352	4	1:48.392	5	1:48.580	9	1:48.618	10
10	13	AKM Motorsport	RUS	Alexey Nesov	RUS		Alexander Moiseev	RUS		Mercedes AMG GT3 - 2020	AM	1	1:48.419	12	1:48.432	13	1:48.536	10	1:48.574	9	1:48.622	18
11	57	Teo Martín Motorsport	ESP	Bar Baruch	ISR		Christian M. Hahn	BRA		McLaren 720 S GT3	PRO	5	1:48.755	32	1:48.823	5	1:48.971	33	1:48.999	31	1:49.103	13
12	44	GetSpeed Performance	DEU	Florian Scholze	DEU		Jens Liebhauser	DEU		Mercedes AMG GT3	AM	2	1:48.920	18	1:49.094	22	1:49.264	13	1:49.273	7	1:49.282	33
13	25	RS Racing	ITA	Daniele Di Amato	ITA		Alessandro Vezzoni	ITA		Ferrari 488 GT3	PROAM	6	1:50.027	3	1:50.084	2	1:50.845	4	1:52.528	5	1:56.269	1






Autodromo Nazionale Monza
International GT Open
Race - 2
Best 5 Top Speeds



Cl	N°	Entrant/Team	Nat	Driver 1	Nat	Driver 2	Nat	Vehicle	Cat	Cl	Top 1		Top 2		Top 3		Top 4		Top 5		Avg
											Km/h	Lap	Km/h	Lap	Km/h	Lap	Km/h	Lap	Km/h	Lap	
1	7	Optimum Motorsport		Brendan Iribe		Ollie Millroy		McLaren 720 S GT3	PROAM	1	284.2	23	278.3	21	278.3	24	277.6	4	277.6	5	279.2
2	17	AF Corse / APM Monaco		Louis Prette		Vincent Abril		Ferrari 488 GT3	PRO	1	281.9	31	281.2	28	277.6	13	276.9	8	276.9	9	278.9
3	25	RS Racing		Daniele Di Amato		Alessandro Vezzoni		Ferrari 488 GT3	PROAM	2	281.2	2	281.2	3	278.3	4	270.0	6	259.6	5	274.0
4	13	AKM Motorsport		Alexey Nesov		Alexander Moiseev		Mercedes AMG GT3 - 2020	AM	1	280.5	3	279.7	19	279.0	10	279.0	11	279.0	12	279.5
5	57	Teo Martín Motorsport		Bar Baruch		Christian M. Hahn		McLaren 720 S GT3	PRO	2	279.7	3	278.3	24	277.6	8	276.9	5	276.9	13	277.9
6	72	Optimum Motorsport		Nick Moss		Joe Osborne		McLaren 720 S GT3	PROAM	3	279.7	18	278.3	13	278.3	23	278.3	28	277.6	5	278.4
7	48	AF Corse / APM Monaco		Stephane Ortelli		Angelo Negro		Ferrari 488 GT3	PROAM	4	279.0	2	278.3	3	278.3	15	278.3	16	278.3	17	278.4
8	16	Teo Martín Motorsport		Marcelo Hahn		Allam Khodair		McLaren 720 S GT3	PROAM	5	278.3	19	276.9	2	276.9	3	276.9	15	276.2	4	277.0
9	59	Teo Martín Motorsport		Miguel Ramos		Henrique Chaves		McLaren 720 S GT3	PRO	3	278.3	19	278.3	31	277.6	14	276.9	8	276.9	20	277.6
10	88	JP Motorsport		Patryk Krupinski		Christian Klien		Mercedes AMG GT3 - 2016	PROAM	6	278.3	4	276.9	3	276.2	2	272.7	12	272.7	18	275.3
11	34	TF Sport		Salih Yoluc		Charlie Eastwood		Aston Martin Vantage GT3	PRO	4	277.6	8	277.6	14	277.6	28	276.9	5	276.9	6	277.3
12	26	Team Lazarus		Fabrizio Crestani		Yannick Mettler		Bentley Continental GT3	PRO	5	276.2	21	275.5	2	275.5	3	275.5	4	275.5	5	275.6
13	44	GetSpeed Performance		Florian Scholze		Jens Liebhauser		Mercedes AMG GT3	AM	2	276.2	5	276.2	6	276.2	18	275.5	3	274.8	2	275.7






Autodromo Nazionale Monza
International GT Open
Race - 2
Fastest Laps Sequence



Lap	Time of Day	Session Time	Nº	Entrant/Team	Nat	Driver 1	Nat	Driver 2	Nat	Vehicle	Cat	Time	Km/h
2	14:02:22.539	3:41.539	59	Teo Martín Motorsport		Miguel Ramos		<u>Henrique Chaves</u>		McLaren 720 S GT3	PRO	1:48.341	192.4
3	14:04:10.163	5:29.163	59	Teo Martín Motorsport		Miguel Ramos		<u>Henrique Chaves</u>		McLaren 720 S GT3	PRO	1:47.624	193.7
4	14:05:57.749	7:16.749	59	Teo Martín Motorsport		Miguel Ramos		<u>Henrique Chaves</u>		McLaren 720 S GT3	PRO	1:47.586	193.8
5	14:07:45.279	9:04.279	59	Teo Martín Motorsport		Miguel Ramos		<u>Henrique Chaves</u>		McLaren 720 S GT3	PRO	1:47.530	193.9
5	14:07:46.886	9:05.886	16	Teo Martín Motorsport		Marcelo Hahn		<u>Allam Khodair</u>		McLaren 720 S GT3	PROAM	1:47.337	194.2





Autodromo Nazionale Monza

International GT Open


Race - 2

Event Best Maximum Speed



Nº	Entrant/Team	Nat	Driver 1	Nat	Driver 2	Nat	Vehicle	Cat	Km/h	Session
7	Optimum Motorsport		Brendan Iribe		Ollie Millroy		McLaren 720 S GT3	PROAM	284.2	Race - 2
17	AF Corse / APM Monaco		Louis Prette		Vincent Abril		Ferrari 488 GT3	PRO	281.9	Race - 2
25	RS Racing		Daniele Di Amato		Alessandro Vezzoni		Ferrari 488 GT3	PROAM	281.2	Race - 2
13	AKM Motorsport		Alexey Nesov		Alexander Moiseev		Mercedes AMG GT3 - 2020	AM	280.5	Qualifying - 2 Driver - 2
57	Teo Martín Motorsport		Bar Baruch		Christian M. Hahn		McLaren 720 S GT3	PRO	279.7	Race - 2
72	Optimum Motorsport		Nick Moss		Joe Osborne		McLaren 720 S GT3	PROAM	279.7	Race - 2
48	AF Corse / APM Monaco		Stephane Ortelli		Angelo Negro		Ferrari 488 GT3	PROAM	279.0	Race - 2
88	JP Motorsport		Patryk Krupinski		Christian Klien		Mercedes AMG GT3 - 2016	PROAM	278.3	Race - 2
16	Teo Martín Motorsport		Marcelo Hahn		Allam Khodair		McLaren 720 S GT3	PROAM	278.3	Race - 2
59	Teo Martín Motorsport		Miguel Ramos		Henrique Chaves		McLaren 720 S GT3	PRO	278.3	Race - 2
34	TF Sport		Salih Yoluc		Charlie Eastwood		Aston Martin Vantage GT3	PRO	277.6	Race - 2
26	Team Lazarus		Fabrizio Crestani		Yannick Mettler		Bentley Continental GT3	PRO	276.9	Free Practice - 1
44	GetSpeed Performance		Florian Scholze		Jens Liebhauser		Mercedes AMG GT3	AM	276.2	Race - 2
28	Team Lazarus		Stefano Coletti		Nico Varrone		Bentley Continental GT3	PRO	274.1	Qualifying - 1 Driver - 1
60	Sports and You		Antonio Coimbra		Luis Silva		Mercedes AMG GT4 HP 2019	CUPAM	267.9	Qualifying - 2 Driver - 2
10	Baporo Motorsport		Daniel Díaz-Varela		Manel Cerqueda		Audi R8 LMS	CUPAM	267.9	Qualifying - 2 Driver - 2
51	Ombra Racing		Aldo Festante				Porsche 911 GT3 Cup 2018	CUPPA	267.3	Qualifying - 2 Driver - 2






Autodromo Nazionale Monza
International GT Open
Race - 2
Lap Chart

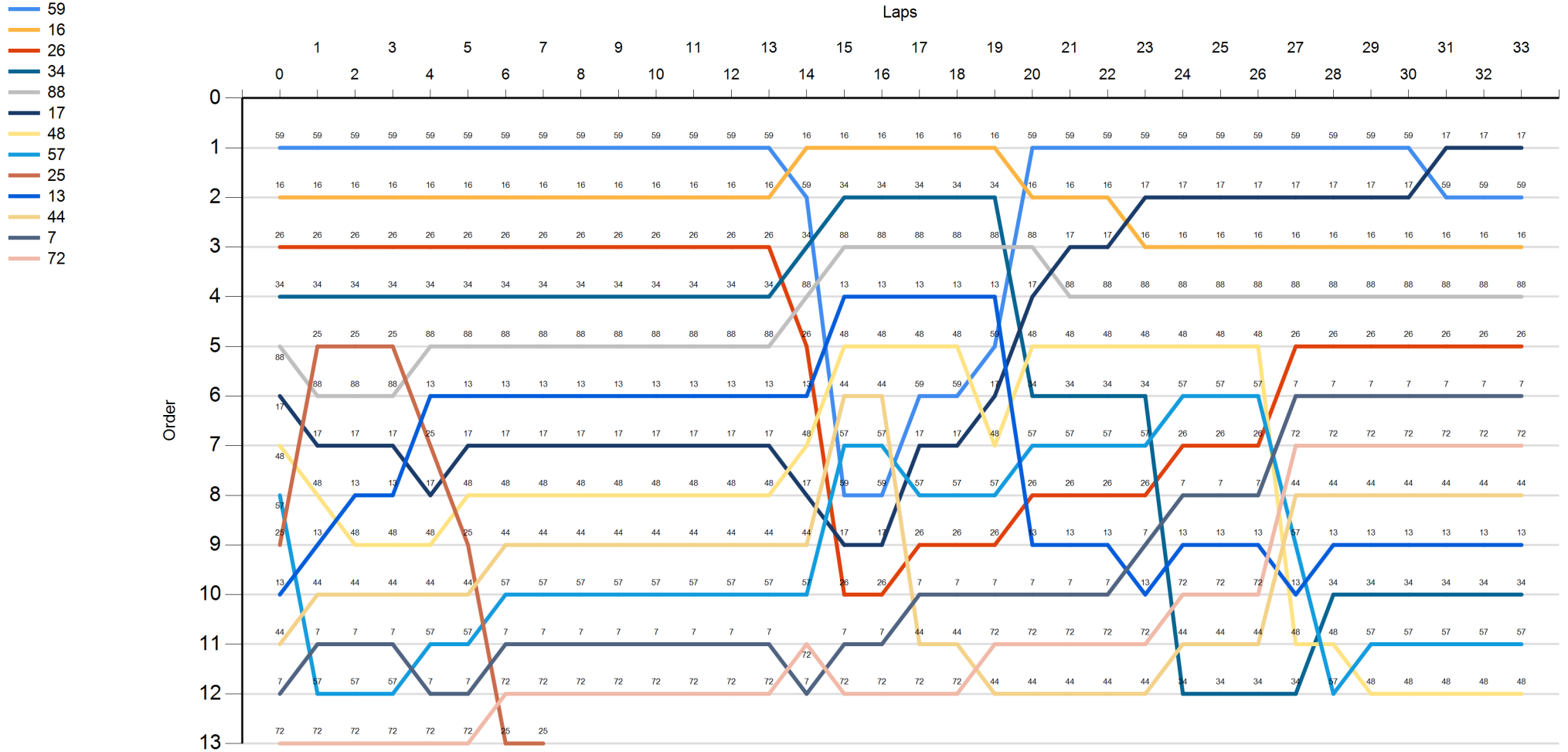



LAP																																					
Nr	Po	Grid	1	2	3	4	5	6	7	8	9	10	11	12	13	14	15	16	17	18	19	20	21	22	23	24	25	26	27	28	29	30	31	32	33		
59	1	59	59	59	59	59	59	59	59	59	59	59	59	59	59	16	16	16	16	16	16	59	59	59	59	59	59	59	59	59	59	59	17	17	17		
16	2	16	16	16	16	16	16	16	16	16	16	16	16	16	16	59	34	34	34	34	34	34	16	16	16	17	17	17	17	17	17	17	17	17	59	59	59
26	3	26	26	26	26	26	26	26	26	26	26	26	26	26	26	34	88	88	88	88	88	88	17	17	16	16	16	16	16	16	16	16	16	16	16	16	
34	4	34	34	34	34	34	34	34	34	34	34	34	34	34	34	88	13	13	13	13	13	17	88	88	88	88	88	88	88	88	88	88	88	88	88	88	
88	5	88	25	25	25	88	88	88	88	88	88	88	88	88	88	26	48	48	48	48	59	48	48	48	48	48	48	48	26	26	26	26	26	26	26		
17	6	17	88	88	88	13	13	13	13	13	13	13	13	13	13	44	44	59	59	17	34	34	34	34	57	57	57	7	7	7	7	7	7	7	7		
48	7	48	17	17	17	25	17	17	17	17	17	17	17	17	17	48	57	57	17	17	48	57	57	57	57	26	26	26	72	72	72	72	72	72	72		
57	8	57	48	13	13	17	48	48	48	48	48	48	48	48	48	17	59	59	57	57	57	26	26	26	26	7	7	7	44	44	44	44	44	44	44		
25	9	25	13	48	48	48	25	44	44	44	44	44	44	44	44	17	17	26	26	26	13	13	13	7	13	13	13	57	13	13	13	13	13	13	13		
13	10	13	44	44	44	44	44	57	57	57	57	57	57	57	57	26	26	7	7	7	7	7	7	13	72	72	72	13	34	34	34	34	34	34	34		
44	11	44	7	7	7	57	57	7	7	7	7	7	7	7	7	72	7	7	44	44	72	72	72	72	44	44	44	48	48	57	57	57	57	57			
7	12	7	57	57	57	7	7	72	72	72	72	72	72	72	72	7	72	72	72	72	44	44	44	44	34	34	34	34	57	48	48	48	48	48			
72	13	72	72	72	72	72	25	25																													





Autodromo Nazionale Monza
International GT Open
Race - 2
Graphic Lap Chart





Autodromo Nazionale Monza

International GT Open


Race - 2

Pit Stop Analysis



Nr.	In Day Time	Entrant/Team	Nat	Driver 1	Nat	Driver 2	Nat	Vehicle	Cat	In Time	Stop N°	Pit Time	Handicap	Penalty
59	14:23:58.550	Teo Martín Motorsport		Miguel Ramos		Henrique Chaves		McLaren 720 S GT3	PRO	25:17.408	1	1:16.385	1:15	
26	14:24:11.171	Team Lazarus		Fabrizio Crestani		Yannick Mettler		Bentley Continental GT3	PRO	25:30.028	1	1:32.240	1:30	
17	14:24:17.969	AF Corse / APM Monaco		Louis Prette		Vincent Abril		Ferrari 488 GT3	PRO	25:36.826	1	1:19.935	1:15	
72	14:24:36.808	Optimum Motorsport		Nick Moss		Joe Osborne		McLaren 720 S GT3	PROAM	25:55.666	1	1:30.692	1:30	
7	14:24:41.267	Optimum Motorsport		Brendan Iribe		Ollie Millroy		McLaren 720 S GT3	PROAM	26:00.125	1	1:17.879	1:15	
44	14:28:07.828	GetSpeed Performance		Florian Scholze		Jens Liebhauser		Mercedes AMG GT3	AM	29:26.685	1	1:35.949	1:35	
57	14:28:08.416	Teo Martín Motorsport		Bar Baruch		Christian M. Hahn		McLaren 720 S GT3	PRO	29:27.274	1	1:16.692	1:15	
48	14:31:33.447	AF Corse / APM Monaco		Stephane Ortelli		Angelo Negro		Ferrari 488 GT3	PROAM	32:52.305	1	1:18.989	1:15	
16	14:33:00.070	Teo Martín Motorsport		Marcelo Hahn		Allam Khodair		McLaren 720 S GT3	PROAM	34:18.928	1	1:30.569	1:30	
34	14:33:12.144	TF Sport		Salih Yoluc		Charlie Eastwood		Aston Martin Vantage GT3	PRO	34:31.001	1	1:40.491	1:40	
88	14:33:19.897	JP Motorsport		Patryk Krupinski		Christian Klien		Mercedes AMG GT3 - 2016	PROAM	34:38.755	1	1:16.222	1:15	
13	14:33:21.197	AKM Motorsport		Alexey Nesov		Alexander Moiseev		Mercedes AMG GT3 - 2020	AM	34:40.054	1	1:35.418	1:35	
57	14:50:21.171	Teo Martín Motorsport		Bar Baruch		Christian M. Hahn		McLaren 720 S GT3	PRO	51:40.028	2	25.506	1:15	-49.494

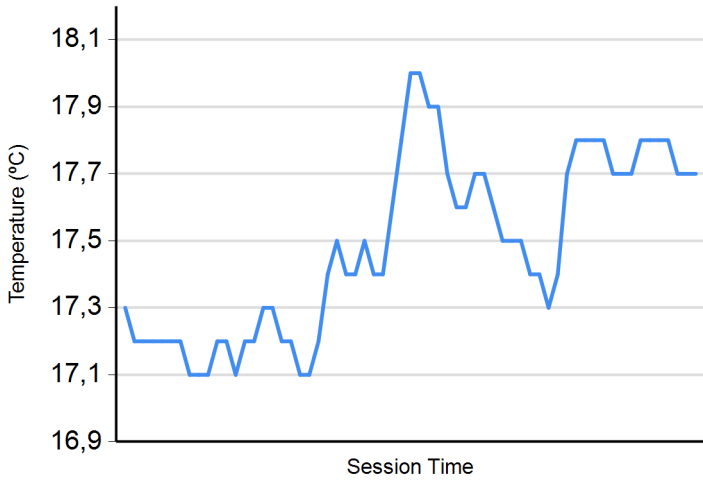




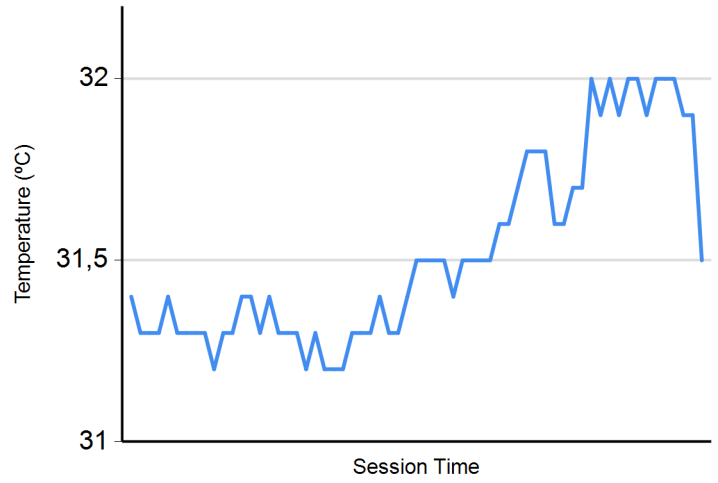
Autodromo Nazionale Monza
International GT Open
Race - 2
Weather Report



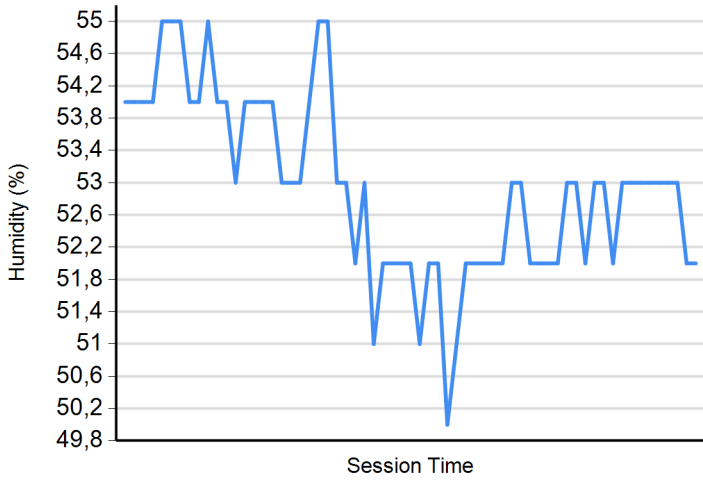
Air Temperature



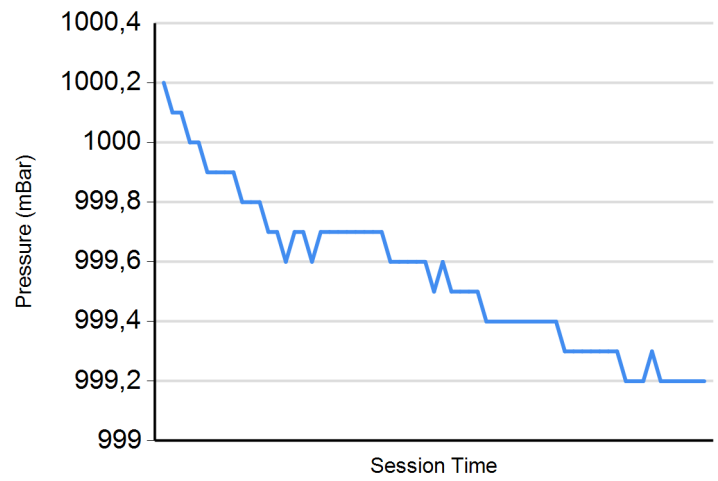
Track Temperature



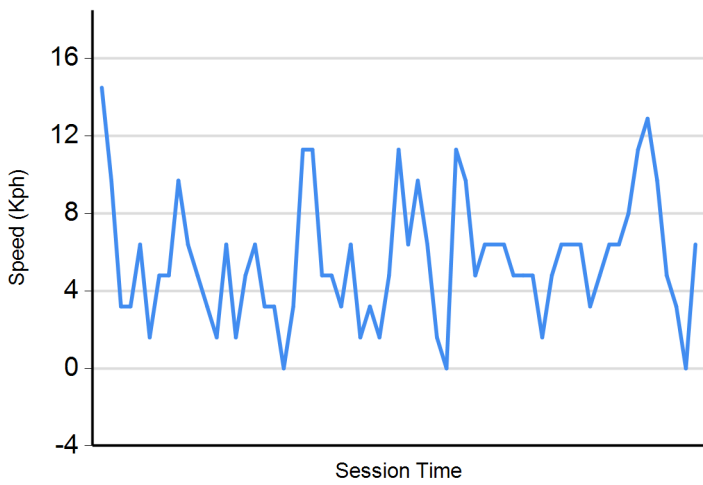
Humidity



Pressure



Wind Speed



Wind direction

North = 0°/360° Est = 90° South = 180° West = 270°

