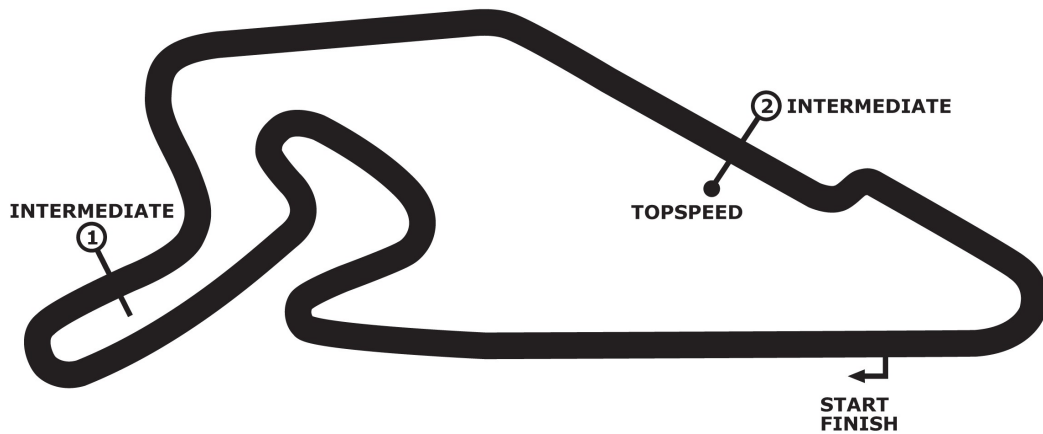


DTM

DTM Nürburgring Sprint

race 2



Nürburgring Sprintstrecke 3629 m

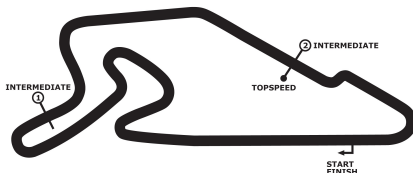
18. - 20.09.2020

DTM Nürburgring Sprint

Nürburgring Sprintstrecke, length 3629

18. - 20.09.2020

DTM




DTM

Result race 2, 20.09.2020

DMSB-Reg.No.: R-11911/20

Rk	No	DRIVER/ENTRANT	CAR	LAPS	TIME	GAP	INT	km/h	BEST	IN
1	51	Nico Müller (CHE) Audi Sport Team Abt Sportsline	Castrol EDGE Audi RS 5 DTM	41	57:09.856			156.170	1:21.537	17
2	4	Robin Frijns (NLD) Audi Sport Team Abt Sportsline	Aral Ultimate Audi RS 5 DTM	41	57:21.646	11.790	11.790	155.635	1:21.943	23
3	33	René Rast (DEU) Audi Sport Team Rosberg	Audi Sport RS 5 DTM	41	57:29.382	19.526	7.736	155.286	1:21.479	3
4	31	Sheldon Van der Linde (RSA) BMW Team RBM	Shell BMW M4 DTM	41	57:32.589	22.733	3.207	155.142	1:22.304	19
5	11	Marco Wittmann (DEU) BMW Team RMG	Schaeffler BMW M4 DTM	41	57:33.872	24.016	1.283	155.084	1:22.195	5
6	62	Ferdinand Habsburg (AUT) WRT Team Audi Sport	WRT Audi RS 5 DTM	41	57:35.569	25.713	1.697	155.008	1:22.382	5
7	99	Mike Rockenfeller (DEU) Audi Sport Team Phoenix	Twin Busch Audi RS5 DTM	41	57:40.018	30.162	4.449	154.809	1:22.751	15
8	16	Timo Glock (DEU) BMW Team RMG	iQOO BMW M4 DTM	41	57:43.651	33.795	3.633	154.646	1:22.459	15
9	28	Loic Duval (FRA) Audi Sport Team Phoenix	BMC Air Filter Audi RS 5 DTM	41	57:50.619	40.763	6.968	154.336	1:22.363	10
10	27	Jonathan Aberdein (RSA) BMW Team RMR	CATL BMW M4 DTM	41	57:54.120	44.264	3.501	154.180	1:22.621	13
11	10	Harrison Newey (GBR) WRT Team Audi Sport	WRT Audi RS 5 DTM	41	57:54.501	44.645	0.381	154.163	1:22.706	15
12	25	Philipp Eng (AUT) BMW Team RBM	ZF BMW M4 DTM	41	57:54.914	45.058	0.413	154.145	1:22.742	22
13	22	Lucas Auer (AUT) BMW Team RMR	BMW Bank M4 DTM	41	57:55.379	45.523	0.465	154.124	1:22.432	21
14	13	Fabio Scherer (CHE) WRT Team Audi Sport	WRT Audi RS 5 DTM	41	57:56.203	46.347	0.824	154.088	1:22.944	10
15	53	Jamie Green (GBR) Audi Sport Team Rosberg	Akrapovic Audi RS 5 DTM	35	50:36.034	6 Runden	6 Runden	150.609	1:22.370	12
NOT CLASSIFIED										
	8	Robert Kubica (POL) ORLEN Team ART (ART Grand Pr	BMW M4 CLASS1	8	11:28.290	33 Runden		151.848	1:22.621	6

fastest lap: 33 Rast René 1:21.479 = 160.341 km/h at lap 3

Issued:	Clerk of the Course:	Timekeeper:	
---------	----------------------	-------------	---------------------------------------------------------------------------------------

Subject to final scrutineering !



Lapchart: DTM race 2

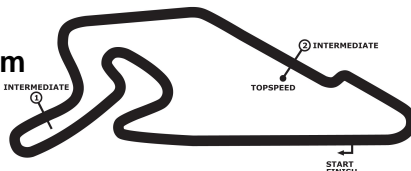
POS	1	2	3	4	5	6	7	8	9	10	11	12	13	14	15	16
LAP 1	4	51	62	33	11	8	16	31	99	25	22	28	27	13	53	10
LAP 2	4	51	33	62	11	8	16	31	99	25	22	28	27	10	53	13
LAP 3	4	51	33	11	62	8	31	16	99	25	22	28	27	10	53	13
LAP 4	4	51	33	11	62	8	31	16	99	25	22	28	27	10	53	13
LAP 5	4	51	33	11	62	8	31	16	99	25	22	28	27	10	53	13
LAP 6	4	51	33	11	62	8	31	16	99	25	22	28	27	10	13	53.
LAP 7	51	4	33	11	62	8	31	16	99	25	22	27	10	13	28.	53
LAP 8	51	4	33	11	62	31	16	99	25	22	27	10	13	8.	28	53
LAP 9	51	4	33	11	62	31	16	99	25	22	27	10	13	28	53	
LAP 10	51	4	33	11	62	31	16	99	22	25	10	13	27.	28	53	
LAP 11	51	4	33	11	62	31	16	99	22	25	13	10.	28	53	27	
LAP 12	51	4	33	11	62	31	22	16.	25	99.	13	28	53	27	10	
LAP 13	51	4	11	33.	62	31.	22	25	13	16	99	28	53	27	10	
LAP 14	4	51.	11	62.	25	13	22.	33	31	16	99	28	53	27	10	
LAP 15	11	4.	25	13	51	33	31	62	16	99	28	53	27	10	22	
LAP 16	11	25	13	51	4	33	31	62	16	99	28	53	27	10	22	
LAP 17	11.	25	13	51	4	33	31	62	16	99	28	53	27	10	22	
LAP 18	25	13.	51	4	33	31	11	62	16	99	28	53	27	10	22	
LAP 19	25.	51	4	33	31	11	62	16	99	28	53	27	10	22	13	
LAP 20	51	4	33	31	11	62	16	99	28	53	27	10	22	25	13	
LAP 21	51	4	33	31	11	62	16	99	28	53	27	10	22	25	13	
LAP 22	51	4	33	31	11	62	16	99	28	53	27	10	22	25	13	
LAP 23	51	4	33	31	11	62	16	99	28	27	53	10	22	25	13	
LAP 24	51	4	33	31	11	62	16	99	28	27	53	10	22	25	13	
LAP 25	51	4	33	31	11	62	16	99	28	27	10	53	22	25	13	
LAP 26	51	4	33	31	11	62	16	99	28	27	10	22	25	53	13	
LAP 27	51	4	33	31	11	62	16	99	28	27	10	22	25	53	13	
LAP 28	51	4	33	31	11	62	16	99	28	27	10	22	25	53	13	
LAP 29	51	4	33	31	11	62	16	99	28	27	10	22	25	13	53	
LAP 30	51	4	33	31	11	62	16	99	28	27	10	22	25	13	53	
LAP 31	51	4	33	31	11	62	16	99	28	27	10	22	25	13	53	
LAP 32	51	4	33	31	11	62	16	99	28	27	10	22	25	13	53	
LAP 33	51	4	33	31	11	62	16	99	28	27	10	25	22	13	53.	
LAP 34	51	4	33	31	11	62	16	99	28	27	10	25	22	13	53	
LAP 35	51	4	33	31	11	62	99	16	28	27	10	25	22	13	53.	
LAP 36	51	4	33	31	11	62	99	16	28	27	10	25	22	13		
LAP 37	51	4	33	31	11	62	99	16	28	27	10	25	22	13		
LAP 38	51	4	33	31	11	62	99	16	28	27	10	25	22	13		
LAP 39	51	4	33	31	11	62	99	16	28	27	10	25	22	13		
LAP 40	51	4	33	31	11	62	99	16	28	27	10	25	22	13		
LAP 41	51	4	33	31	11	62	99	16	28	27	10	25	22	13		

DTM Nürburgring Sprint

Nürburgring Sprintstrecke, length 3629 m

18. - 20.09.2020

DTM



DTM

Lap by Lap race 2, 20.09.2020

DMSB-Reg.No.: R-11911/20

4 Robin Frijns , Aral Ultimate Audi RS 5 DTM / NLD															
1	1:24.388	2	1:22.112	3	1:22.004	4	1:22.140	5	1:22.358	6	1:22.576	7	1:23.706	8	1:22.852
9	1:22.947	10	1:22.640	11	1:23.063	12	1:23.030	13	1:23.214	14	1:23.374	pit	1:28.807	16	1:55.941
17	1:22.220	18	1:22.139	19	1:22.241	20	1:22.366	21	1:22.268	22	1:22.248	23	1:21.943	24	1:22.377
25	1:22.400	26	1:22.813	27	1:23.260	28	1:23.275	29	1:23.118	30	1:23.114	31	1:23.294	32	1:23.611
33	1:23.299	34	1:23.692	35	1:23.694	36	1:23.927	37	1:23.670	38	1:23.851	39	1:23.647	40	1:23.627
41	1:24.400														

8 Robert Kubica , BMW M4 CLASS1 / POL															
1	1:27.252	2	1:22.822	3	1:23.966	4	1:22.726	5	1:22.768	6	1:22.621	7	1:23.078	pit	1:43.057

10 Harrison Newey , WRT Audi RS 5 DTM / GBR															
1	1:30.743	2	1:23.268	3	1:23.389	4	1:23.250	5	1:23.170	6	1:23.340	7	1:23.566	8	1:23.658
9	1:23.530	10	1:23.334	pit	1:28.749	12	1:58.990	13	1:23.121	14	1:22.902	15	1:22.706	16	1:22.790
17	1:23.223	18	1:22.891	19	1:23.116	20	1:23.495	21	1:23.525	22	1:23.548	23	1:23.096	24	1:23.992
25	1:23.743	26	1:23.808	27	1:23.499	28	1:23.876	29	1:23.633	30	1:23.530	31	1:23.470	32	1:23.810
33	1:23.765	34	1:23.721	35	1:23.832	36	1:23.842	37	1:24.254	38	1:24.597	39	1:24.120	40	1:24.413
41	1:25.196														

11 Marco Wittmann , Schaeffler BMW M4 DTM / DEU															
1	1:26.793	2	1:22.901	3	1:22.612	4	1:22.374	5	1:22.195	6	1:22.432	7	1:22.966	8	1:23.022
9	1:22.999	10	1:23.115	11	1:23.424	12	1:23.392	13	1:23.358	14	1:23.563	15	1:23.415	16	1:23.232
pit	1:28.163	18	1:58.140	19	1:22.537	20	1:22.983	21	1:22.648	22	1:22.729	23	1:22.984	24	1:22.686
25	1:23.113	26	1:22.964	27	1:23.472	28	1:23.824	29	1:23.616	30	1:23.444	31	1:23.577	32	1:23.941
33	1:23.481	34	1:23.468	35	1:23.381	36	1:23.398	37	1:23.546	38	1:23.568	39	1:23.406	40	1:23.562
41	1:23.448														

13 Fabio Scherer , WRT Audi RS 5 DTM / CHE															
1	1:30.193	2	1:26.177	3	1:23.166	4	1:23.059	5	1:23.237	6	1:23.238	7	1:23.416	8	1:23.731
9	1:23.587	10	1:22.944	11	1:23.298	12	1:23.357	13	1:23.322	14	1:23.300	15	1:23.437	16	1:24.065
17	1:23.774	pit	1:29.101	19	1:59.270	20	1:23.048	21	1:23.579	22	1:23.529	23	1:23.346	24	1:23.572
25	1:23.738	26	1:23.536	27	1:23.616	28	1:23.732	29	1:24.384	30	1:23.465	31	1:23.103	32	1:23.571
33	1:23.624	34	1:23.710	35	1:23.552	36	1:23.656	37	1:24.081	38	1:23.735	39	1:23.805	40	1:23.851
41	1:24.298														

16 Timo Glock , iQOO BMW M4 DTM / DEU															
1	1:27.626	2	1:22.811	3	1:24.462	4	1:22.970	5	1:22.726	6	1:22.831	7	1:22.861	8	1:23.542
9	1:22.897	10	1:22.769	11	1:23.074	pit	1:28.317	13	1:58.134	14	1:22.755	15	1:22.459	16	1:23.642
17	1:23.081	18	1:22.924	19	1:22.770	20	1:22.752	21	1:22.768	22	1:23.114	23	1:23.260	24	1:23.314
25	1:23.254	26	1:23.500	27	1:23.695	28	1:23.406	29	1:23.580	30	1:23.663	31	1:23.885	32	1:23.970
33	1:23.489	34	1:23.876	35	1:24.922	36	1:24.002	37	1:23.803	38	1:24.101	39	1:24.316	40	1:24.264
41	1:24.066														

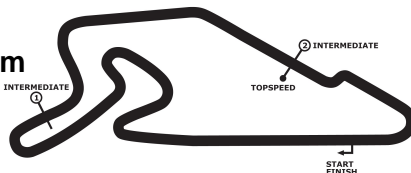
22 Lucas Auer , BMW Bank M4 DTM / AUT															
1	1:28.986	2	1:23.497	3	1:23.327	4	1:23.469	5	1:23.061	6	1:23.192	7	1:23.374	8	1:23.802
9	1:23.284	10	1:23.167	11	1:23.192	12	1:23.474	13	1:23.585	pit	1:28.482	15	2:01.039	16	1:23.823
17	1:23.600	18	1:23.116	19	1:23.324	20	1:22.958	21	1:22.432	22	1:22.647	23	1:23.059	24	1:23.818
25	1:24.525	26	1:23.923	27	1:23.242	28	1:23.533	29	1:23.461	30	1:23.562	31	1:23.568	32	1:23.585
33	1:24.904	34	1:23.780	35	1:23.790	36	1:24.209	37	1:23.977	38	1:23.980	39	1:24.416	40	1:24.303
41	1:24.913														

DTM Nürburgring Sprint

Nürburgring Sprintstrecke, length 3629 m

18. - 20.09.2020

DTM



DTM

Lap by Lap race 2, 20.09.2020

DMSB-Reg.No.: R-11911/20

25 Philipp Eng , ZF BMW M4 DTM / AUT															
1	1:28.690	2	1:23.439	3	1:23.413	4	1:23.335	5	1:22.949	6	1:23.056	7	1:23.432	8	1:23.860
9	1:23.433	10	1:24.201	11	1:23.888	12	1:23.737	13	1:23.543	14	1:23.696	15	1:23.560	16	1:24.236
17	1:24.069	18	1:23.904	pit	1:28.919	20	1:57.711	21	1:22.806	22	1:22.742	23	1:23.032	24	1:23.236
25	1:23.803	26	1:24.191	27	1:23.426	28	1:23.129	29	1:23.405	30	1:23.612	31	1:23.641	32	1:23.473
33	1:23.587	34	1:23.751	35	1:23.659	36	1:23.981	37	1:24.092	38	1:24.531	39	1:24.209	40	1:24.308
41	1:25.229														

27 Jonathan Aberdein , CATL BMW M4 DTM / RSA															
1	1:29.778	2	1:23.590	3	1:23.377	4	1:23.251	5	1:23.199	6	1:23.286	7	1:23.403	8	1:23.968
9	1:23.279	pit	1:28.555	11	1:57.931	12	1:23.052	13	1:22.621	14	1:22.783	15	1:22.860	16	1:22.859
17	1:23.160	18	1:23.418	19	1:23.306	20	1:23.330	21	1:23.386	22	1:23.697	23	1:24.193	24	1:23.595
25	1:23.325	26	1:23.383	27	1:23.608	28	1:23.717	29	1:23.971	30	1:23.694	31	1:23.721	32	1:23.828
33	1:23.847	34	1:23.854	35	1:23.951	36	1:24.049	37	1:24.463	38	1:24.300	39	1:24.355	40	1:24.902
41	1:25.275														

28 Loic Duval , BMC Air Filter Audi RS 5 DTM / FRA															
1	1:29.358	2	1:23.581	3	1:23.321	4	1:23.426	5	1:22.997	6	1:23.263	pit	1:28.515	8	1:57.719
9	1:22.998	10	1:22.363	11	1:22.825	12	1:22.547	13	1:23.361	14	1:23.916	15	1:23.237	16	1:23.346
17	1:23.259	18	1:23.210	19	1:23.336	20	1:23.116	21	1:23.233	22	1:23.296	23	1:23.363	24	1:23.454
25	1:23.404	26	1:23.351	27	1:23.813	28	1:23.775	29	1:23.696	30	1:23.759	31	1:23.699	32	1:23.789
33	1:24.092	34	1:24.211	35	1:24.388	36	1:24.201	37	1:24.117	38	1:24.188	39	1:23.984	40	1:24.406
41	1:24.706														

31 Sheldon Van der Linde , Shell BMW M4 DTM / RSA															
1	1:27.964	2	1:22.864	3	1:23.615	4	1:22.816	5	1:22.690	6	1:22.677	7	1:22.959	8	1:22.903
9	1:23.036	10	1:22.897	11	1:23.181	12	1:22.923	pit	1:28.404	14	1:55.735	15	1:22.404	16	1:22.922
17	1:22.804	18	1:22.929	19	1:22.304	20	1:22.333	21	1:22.727	22	1:22.950	23	1:22.754	24	1:22.750
25	1:23.362	26	1:23.121	27	1:23.376	28	1:23.619	29	1:23.293	30	1:23.509	31	1:23.635	32	1:23.851
33	1:23.683	34	1:23.475	35	1:23.319	36	1:23.478	37	1:23.989	38	1:23.771	39	1:23.849	40	1:24.006
41	1:23.712														

33 René Rast , Audi Sport RS 5 DTM / DEU															
1	1:26.239	2	1:22.506	3	1:21.479	4	1:22.055	5	1:22.197	6	1:22.379	7	1:22.833	8	1:22.978
9	1:22.842	10	1:22.862	11	1:22.813	12	1:23.382	pit	1:27.912	14	1:58.750	15	1:22.162	16	1:22.546
17	1:22.855	18	1:22.845	19	1:22.885	20	1:22.516	21	1:22.647	22	1:22.598	23	1:22.695	24	1:23.067
25	1:23.152	26	1:23.337	27	1:23.344	28	1:23.656	29	1:23.409	30	1:23.367	31	1:23.344	32	1:23.781
33	1:23.769	34	1:23.615	35	1:23.655	36	1:23.616	37	1:23.555	38	1:23.778	39	1:23.578	40	1:24.288
41	1:24.095														

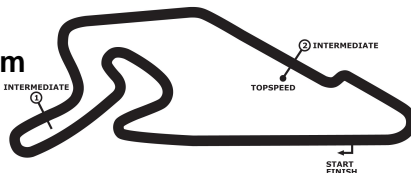
51 Nico Müller , Castrol EDGE Audi RS 5 DTM / CHE															
1	1:25.427	2	1:22.335	3	1:21.972	4	1:21.834	5	1:21.974	6	1:22.398	7	1:22.381	8	1:22.471
9	1:22.535	10	1:22.657	11	1:22.634	12	1:22.766	13	1:22.897	pit	1:27.916	15	1:56.174	16	1:21.671
17	1:21.537	18	1:21.817	19	1:21.689	20	1:22.280	21	1:22.688	22	1:22.664	23	1:22.647	24	1:22.506
25	1:22.396	26	1:22.779	27	1:22.757	28	1:22.816	29	1:22.947	30	1:22.909	31	1:22.903	32	1:23.058
33	1:23.289	34	1:23.426	35	1:23.182	36	1:23.303	37	1:23.142	38	1:23.222	39	1:23.405	40	1:23.286
41	1:23.166														

DTM Nürburgring Sprint

Nürburgring Sprintstrecke, length 3629 m

18. - 20.09.2020

DTM



Lap by Lap race 2, 20.09.2020

DMSB-Reg.No.: R-11911/20

53 Jamie Green , Akrapovic Audi RS 5 DTM / GBR															
1	1:30.584	2	1:24.117	3	1:23.351	4	1:23.156	5	1:23.197	pit	1:28.395	7	1:57.274	8	1:22.913
9	1:22.736	10	1:22.423	11	1:22.871	12	1:22.370	13	1:23.295	14	1:23.879	15	1:23.264	16	1:23.385
17	1:23.259	18	1:23.267	19	1:23.226	20	1:23.546	21	1:23.390	22	1:23.790	23	1:25.102	24	1:24.276
25	1:24.918	26	1:25.631	27	1:24.241	28	1:24.808	29	1:25.615	30	1:24.681	31	1:24.830	32	1:24.866
pit	1:30.815	34	2:03.866	pit	1:34.697										

62 Ferdinand Habsburg , WRT Audi RS 5 DTM / AUT															
1	1:25.995	2	1:23.353	3	1:24.182	4	1:22.426	5	1:22.382	6	1:22.707	7	1:22.807	8	1:22.650
9	1:23.002	10	1:23.091	11	1:22.992	12	1:23.547	13	1:23.452	pit	1:28.037	15	1:59.042	16	1:23.755
17	1:22.467	18	1:22.642	19	1:23.055	20	1:22.958	21	1:22.967	22	1:22.643	23	1:22.764	24	1:22.915
25	1:23.180	26	1:23.181	27	1:23.617	28	1:23.403	29	1:23.461	30	1:23.508	31	1:23.473	32	1:23.855
33	1:23.706	34	1:23.533	35	1:23.484	36	1:23.478	37	1:23.378	38	1:23.751	39	1:23.426	40	1:23.643
41	1:23.661														


99 Mike Rockenfeller , Twin Busch Audi RS5 DTM / DEU															
1	1:28.528	2	1:23.082	3	1:23.692	4	1:23.074	5	1:22.814	6	1:22.870	7	1:23.262	8	1:23.409
9	1:23.075	10	1:23.164	11	1:23.346	pit	1:28.017	13	1:57.685	14	1:23.520	15	1:22.751	16	1:22.819
17	1:23.120	18	1:22.970	19	1:22.886	20	1:23.266	21	1:22.869	22	1:22.990	23	1:22.997	24	1:23.087
25	1:23.410	26	1:23.182	27	1:23.646	28	1:23.660	29	1:24.004	30	1:23.233	31	1:23.356	32	1:23.587
33	1:23.568	34	1:23.706	35	1:23.849	36	1:23.719	37	1:23.747	38	1:23.320	39	1:23.459	40	1:23.650
41	1:23.629														

DTM Nürburgring Sprint

Nürburgring Sprintstrecke, length 3629

18. - 20.09.2020

DTM



Lap Analysis race 2, 20.09.2020

DMSB-Reg.No.: R-11911/20

4 Robin Frijns , Aral Ultimate Audi RS 5 DTM / NLD

theoretical besttime: 1:21.799

Lap	Time	S1	V1	S2	V2	S3	V3	Vmax	Lap	Time	S1	V1	S2	V2	S3	V3	Vmax
1	1:24.388	44.218	150	20.448	254	19.722	209	254	22	1:22.248	42.215	146	20.263	265	19.770	216	265
2	1:22.112	42.136	145	20.354	254	19.622	210	254	23	1:21.943	42.080	145	20.216	266	19.647	217	266
3	1:22.004	41.989	146	20.359	255	19.656	209	255	24	1:22.377	42.193	144	20.412	266	19.772	217	266
4	1:22.140	42.141	144	20.361	255	19.638	210	255	25	1:22.400	42.245	145	20.296	266	19.859	217	266
5	1:22.358	42.349	146	20.268	257	19.741	210	257	26	1:22.813	42.412	144	20.462	257	19.939	210	257
6	1:22.576	42.419	144	20.324	255	19.833	210	255	27	1:23.260	42.668	142	20.607	255	19.985	214	255
7	1:23.706	43.220	144	20.437	264	20.049	212	264	28	1:23.275	42.672	145	20.514	257	20.089	210	257
8	1:22.852	42.391	145	20.507	255	19.954	213	255	29	1:23.118	42.698	144	20.389	266	20.031	213	266
9	1:22.947	42.478	146	20.465	257	20.004	215	257	30	1:23.114	42.659	141	20.411	267	20.044	213	267
10	1:22.640	42.522	145	20.262	267	19.856	213	267	31	1:23.294	42.633	142	20.589	257	20.072	217	257
11	1:23.063	42.502	143	20.507	256	20.054	215	256	32	1:23.611	42.836	143	20.651	254	20.124	210	254
12	1:23.030	42.600	143	20.416	265	20.014	212	265	33	1:23.299	42.861	144	20.476	266	19.962	217	266
13	1:23.214	42.601	142	20.568	257	20.045	210	257	34	1:23.692	42.876	142	20.778	257	20.038	211	257
14	1:23.374	42.846	143	20.432	267	20.096	212	267	35	1:23.694	43.083	143	20.552	266	20.059	211	266
15	1:28.807	42.591	143	20.703	255	0.000		255	36	1:23.927	42.933	143	20.773	255	20.221	213	255
16	1:55.941	1:15.577	146	20.498	264	19.866	212	264	37	1:23.670	43.017	141	20.545	265	20.108	212	265
17	1:22.220	41.961	144	20.480	256	19.779	211	256	38	1:23.851	43.140	144	20.562	265	20.149	217	265
18	1:22.139	41.993	144	20.466	256	19.680	214	256	39	1:23.647	42.933	141	20.601	265	20.113	214	265
19	1:22.241	42.051	144	20.483	255	19.707	215	255	40	1:23.627	42.729	142	20.611	265	20.287	216	265
20	1:22.366	42.194	147	20.387	255	19.785	216	255	41	1:24.400	43.074	141	20.920	254	20.406	210	254
21	1:22.268	42.047	145	20.455	254	19.766	214	254									

8 Robert Kubica , BMW M4 CLASS1 / POL

theoretical besttime: 1:22.461

Lap	Time	S1	V1	S2	V2	S3	V3	Vmax	Lap	Time	S1	V1	S2	V2	S3	V3	Vmax
1	1:27.252	46.167	142	20.880	257	20.205	211	257	5	1:22.768	42.602	145	20.317	269	19.849	212	269
2	1:22.822	42.393	145	20.321	267	20.108	214	267	6	1:22.621	42.305	146	20.315	265	20.001	211	265
3	1:23.966	43.220	148	20.671	267	20.075	212	267	7	1:23.078	42.508	144	20.323	267	20.247	203	267
4	1:22.726	42.503	143	20.307	268	19.916	212	268	8	1:43.057	46.415	118	21.748	255	0.000		255

10 Harrison Newey , WRT Audi RS 5 DTM / GBR

theoretical besttime: 1:22.322


Lap	Time	S1	V1	S2	V2	S3	V3	Vmax	Lap	Time	S1	V1	S2	V2	S3	V3	Vmax
1	1:30.743	48.679	140	21.259	255	20.805	211	255	22	1:23.548	42.922	140	20.611	256	20.015	209	256
2	1:23.268	42.940	145	20.372	260	19.956	211	260	23	1:23.096	42.839	140	20.252	269	20.005	212	269
3	1:23.389	42.818	142	20.530	255	20.041	210	255	24	1:23.992	42.978	141	20.505	267	20.509	215	267
4	1:23.250	42.748	143	20.439	260	20.063	210	260	25	1:23.743	42.904	138	20.605	258	20.234	209	258
5	1:23.170	42.721	141	20.430	260	20.019	211	260	26	1:23.808	42.955	139	20.628	256	20.225	212	256
6	1:23.340	42.637	140	20.578	255	20.125	211	255	27	1:23.499	42.793	142	20.502	260	20.204	211	260
7	1:23.566	42.915	140	20.599	255	20.052	209	255	28	1:23.876	43.103	142	20.637	256	20.136	213	256
8	1:23.658	42.681	139	20.698	257	20.279	211	257	29	1:23.633	43.010	138	20.424	269	20.199	213	269
9	1:23.530	42.944	141	20.592	258	19.994	214	258	30	1:23.530	43.019	137	20.458	267	20.053	215	267
10	1:23.334	42.688	140	20.504	260	20.142	209	260	31	1:23.470	42.931	141	20.397	266	20.142	217	266
11	1:28.749	42.821	140	20.277	270	0.000		270	32	1:23.810	42.881	141	20.528	260	20.401	212	260
12	1:58.990	1:17.635	139	21.277	249	20.078	210	249	33	1:23.765	43.066	140	20.546	266	20.153	211	266
13	1:23.121	42.675	139	20.570	264	19.876	212	264	34	1:23.721	43.023	138	20.462	266	20.236	213	266
14	1:22.902	42.449	140	20.607	263	19.846	211	263	35	1:23.832	43.018	139	20.527	263	20.287	210	263
15	1:22.706	42.224	143	20.571	268	19.911	211	268	36	1:23.842	43.191	138	20.416	271	20.235	212	271
16	1:22.790	42.288	143	20.554	257	19.948	209	257	37	1:24.254	43.428	138	20.516	272	20.310	212	272
17	1:23.223	42.802	140	20.480	258	19.941	211	258	38	1:24.597	43.659	135	20.581	266	20.357	215	266
18	1:22.891	42.430	139	20.527	258	19.934	210	258	39	1:24.120	43.214	136	20.635	266	20.271	216	266
19	1:23.116	42.605	138	20.539	257	19.972	210	257	40	1:24.413	43.284	133	20.627	270	20.502	212	270
20	1:23.495	42.859	139	20.652	256	19.984	213	256	41	1:25.196	43.849	135	20.805	267	20.542	218	267
21	1:23.525	42.723	140	20.673	255	20.129	210	255									

DTM Nürburgring Sprint

Nürburgring Sprintstrecke, length 3629

18. - 20.09.2020

DTM



Lap Analysis race 2, 20.09.2020

DMSB-Reg.No.: R-11911/20

11 Marco Wittmann , Schaeffler BMW M4 DTM / DEU

theoretical besttime: 1:22.021

Lap	Time	S1	V1	S2	V2	S3	V3	Vmax	Lap	Time	S1	V1	S2	V2	S3	V3	Vmax
1	1:26.793	45.932	144	20.770	260	20.091	213	260	22	1:22.729	42.127	143	20.590	255	20.012	211	255
2	1:22.901	42.439	146	20.446	258	20.016	215	258	23	1:22.984	42.569	143	20.452	265	19.963	212	265
3	1:22.612	42.403	143	20.295	258	19.914	213	258	24	1:22.686	42.284	141	20.462	266	19.940	212	266
4	1:22.374	42.300	140	20.267	268	19.807	216	268	25	1:23.113	42.569	143	20.489	265	20.055	211	265
5	1:22.195	42.301	142	20.106	268	19.788	216	268	26	1:22.964	42.564	144	20.394	266	20.006	211	266
6	1:22.432	42.185	142	20.348	257	19.899	213	257	27	1:23.472	42.627	143	20.637	256	20.208	209	256
7	1:22.966	42.467	143	20.528	257	19.971	212	257	28	1:23.824	42.951	142	20.706	256	20.167	209	256
8	1:23.022	42.552	143	20.420	257	20.050	211	257	29	1:23.616	43.003	141	20.524	266	20.089	211	266
9	1:22.999	42.586	143	20.382	258	20.031	213	258	30	1:23.444	42.781	142	20.570	266	20.093	211	266
10	1:23.115	42.649	143	20.399	259	20.067	213	259	31	1:23.577	42.822	140	20.605	257	20.150	209	257
11	1:23.424	42.800	143	20.558	258	20.066	213	258	32	1:23.941	43.009	141	20.708	256	20.224	208	256
12	1:23.392	42.772	142	20.600	257	20.020	213	257	33	1:23.481	42.873	143	20.487	264	20.121	215	264
13	1:23.358	42.699	142	20.529	258	20.130	209	258	34	1:23.468	42.850	142	20.441	265	20.177	215	265
14	1:23.563	42.831	140	20.600	257	20.132	210	257	35	1:23.381	42.790	142	20.516	265	20.075	215	265
15	1:23.415	42.662	141	20.629	257	20.124	213	257	36	1:23.398	42.696	143	20.516	265	20.186	216	265
16	1:23.232	42.617	140	20.509	257	20.106	209	257	37	1:23.546	42.852	141	20.511	266	20.183	216	266
17	1:28.163	42.665	141	20.560	258	0.000		258	38	1:23.568	42.889	141	20.583	264	20.096	215	264
18	1:58.140	1:17.527	142	20.562	268	20.051	213	268	39	1:23.406	42.700	141	20.639	265	20.067	215	265
19	1:22.537	42.241	145	20.411	264	19.885	216	264	40	1:23.562	42.722	141	20.627	265	20.213	215	265
20	1:22.983	42.411	142	20.619	264	19.953	216	264	41	1:23.448	42.691	140	20.609	265	20.148	211	265
21	1:22.648	42.313	143	20.456	264	19.879	213	264									

13 Fabio Scherer , WRT Audi RS 5 DTM / CHE

theoretical besttime: 1:22.651

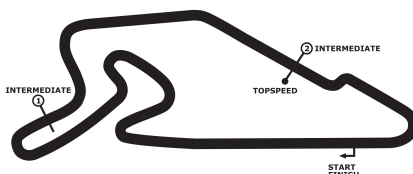
Lap	Time	S1	V1	S2	V2	S3	V3	Vmax	Lap	Time	S1	V1	S2	V2	S3	V3	Vmax
1	1:30.193	48.306	143	21.090	258	20.797	211	258	22	1:23.529	42.755	145	20.668	254	20.106	209	254
2	1:26.177	45.523	144	20.535	254	20.119	210	254	23	1:23.346	42.657	144	20.623	255	20.066	211	255
3	1:23.166	42.505	146	20.480	254	20.181	210	254	24	1:23.572	42.820	142	20.748	254	20.004	210	254
4	1:23.059	42.532	144	20.519	255	20.008	209	255	25	1:23.738	42.903	143	20.629	254	20.206	212	254
5	1:23.237	42.633	143	20.486	257	20.118	210	257	26	1:23.536	42.865	147	20.557	254	20.114	211	254
6	1:23.238	42.541	144	20.605	254	20.092	209	254	27	1:23.616	42.760	144	20.670	255	20.186	211	255
7	1:23.416	42.947	140	20.403	260	20.066	210	260	28	1:23.732	42.854	144	20.559	256	20.319	209	256
8	1:23.731	42.905	143	20.493	257	20.333	210	257	29	1:24.384	43.150	143	20.589	269	20.645	213	269
9	1:23.587	42.952	144	20.525	257	20.110	210	257	30	1:23.465	42.927	144	20.391	270	20.147	213	270
10	1:22.944	42.669	145	20.224	270	20.051	211	270	31	1:23.103	42.810	146	20.253	270	20.040	212	270
11	1:23.298	42.787	141	20.440	261	20.071	210	261	32	1:23.571	43.032	142	20.346	269	20.193	211	269
12	1:23.357	42.901	143	20.339	268	20.117	213	268	33	1:23.624	42.978	144	20.389	267	20.257	213	267
13	1:23.322	42.798	142	20.351	269	20.173	211	269	34	1:23.710	42.937	144	20.452	267	20.321	211	267
14	1:23.300	42.753	143	20.445	269	20.102	212	269	35	1:23.552	42.945	144	20.332	268	20.275	213	268
15	1:23.437	42.799	143	20.433	268	20.205	212	268	36	1:23.656	42.930	142	20.427	270	20.299	213	270
16	1:24.065	43.051	141	20.759	257	20.255	210	257	37	1:24.081	43.049	143	20.760	257	20.272	210	257
17	1:23.774	43.083	141	20.390	269	20.301	213	269	38	1:23.735	43.215	142	20.385	268	20.135	212	268
18	1:29.101	43.007	138	20.335	270	0.000		270	39	1:23.805	43.117	144	20.392	269	20.296	212	269
19	1:59.270	1:18.055	144	20.849	262	20.366	213	262	40	1:23.851	43.152	142	20.394	268	20.305	213	268
20	1:23.048	42.423	145	20.525	255	20.100	208	255	41	1:24.298	43.322	140	20.497	268	20.479	212	268
21	1:23.579	42.705	144	20.841	253	20.033	210	253									

DTM Nürburgring Sprint

Nürburgring Sprintstrecke, length 3629

18. - 20.09.2020

DTM



Lap Analysis race 2, 20.09.2020

DMSB-Reg.No.: R-11911/20

16 Timo Glock , iQOO BMW M4 DTM / DEU

theoretical besttime: 1:22.155

Lap	Time	S1	V1	S2	V2	S3	V3	Vmax	Lap	Time	S1	V1	S2	V2	S3	V3	Vmax
1	1:27.626	46.368	138	20.989	258	20.269	210	258	22	1:23.114	42.349	141	20.573	257	20.192	209	257
2	1:22.811	42.421	143	20.397	266	19.993	213	266	23	1:23.260	42.546	144	20.657	254	20.057	209	254
3	1:24.462	42.837	144	21.285	259	20.340	211	259	24	1:23.314	42.686	143	20.659	255	19.969	209	255
4	1:22.970	42.375	143	20.616	269	19.979	211	269	25	1:23.254	42.586	144	20.621	255	20.047	209	255
5	1:22.726	42.280	142	20.491	260	19.955	209	260	26	1:23.500	42.695	143	20.679	255	20.126	208	255
6	1:22.831	42.354	143	20.472	259	20.005	208	259	27	1:23.695	42.781	141	20.699	254	20.215	208	254
7	1:22.861	42.377	143	20.537	265	19.947	212	265	28	1:23.406	42.792	142	20.416	267	20.198	210	267
8	1:23.542	42.899	140	20.496	267	20.147	211	267	29	1:23.580	42.630	141	20.767	256	20.183	209	256
9	1:22.897	42.479	140	20.406	266	20.012	213	266	30	1:23.663	42.761	140	20.739	256	20.163	209	256
10	1:22.769	42.251	142	20.473	260	20.045	208	260	31	1:23.885	42.763	142	20.795	254	20.327	208	254
11	1:23.074	42.632	141	20.365	268	20.077	209	268	32	1:23.970	43.060	141	20.659	264	20.251	213	264
12	1:28.317	42.515	141	20.591	258	0.000		258	33	1:23.489	42.794	141	20.527	266	20.168	210	266
13	1:58.134	1:16.994	143	21.013	250	20.127	211	250	34	1:23.876	42.907	140	20.704	263	20.265	214	263
14	1:22.755	42.175	144	20.697	262	19.883	213	262	35	1:24.922	42.814	137	20.744	255	21.364	209	255
15	1:22.459	41.942	144	20.574	264	19.943	213	264	36	1:24.002	43.075	138	20.695	264	20.232	213	264
16	1:23.642	42.755	142	20.781	268	20.106	211	268	37	1:23.803	42.749	139	20.712	264	20.342	209	264
17	1:23.081	42.345	142	20.752	256	19.984	209	256	38	1:24.101	42.875	140	20.909	255	20.317	207	255
18	1:22.924	42.258	142	20.593	256	20.073	209	256	39	1:24.316	43.154	138	20.780	262	20.382	210	262
19	1:22.770	42.270	141	20.503	258	19.997	208	258	40	1:24.264	42.984	140	20.813	262	20.467	209	262
20	1:22.752	42.486	143	20.330	268	19.936	210	268	41	1:24.066	43.043	140	20.782	262	20.241	210	262
21	1:22.768	42.311	143	20.472	264	19.985	213	264									

22 Lucas Auer , BMW Bank M4 DTM / AUT

theoretical besttime: 1:22.372

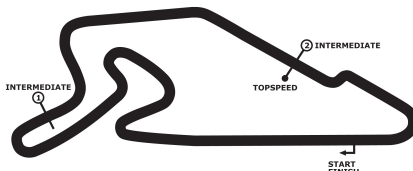
Lap	Time	S1	V1	S2	V2	S3	V3	Vmax	Lap	Time	S1	V1	S2	V2	S3	V3	Vmax
1	1:28.986	47.351	145	21.115	260	20.520	212	260	22	1:22.647	42.530	143	20.273	267	19.844	212	267
2	1:23.497	42.878	144	20.467	267	20.152	213	267	23	1:23.059	42.715	142	20.409	266	19.935	215	266
3	1:23.327	42.412	143	20.606	265	20.309	215	265	24	1:23.818	42.803	141	20.837	256	20.178	214	256
4	1:23.469	42.795	142	20.536	268	20.138	214	268	25	1:24.525	43.305	141	20.608	267	20.612	216	267
5	1:23.061	42.580	144	20.375	264	20.106	213	264	26	1:23.923	43.162	140	20.669	255	20.092	209	255
6	1:23.192	42.576	141	20.470	265	20.146	211	265	27	1:23.242	42.688	142	20.522	258	20.032	209	258
7	1:23.374	42.606	140	20.495	259	20.273	210	259	28	1:23.533	42.851	142	20.496	266	20.186	214	266
8	1:23.802	42.883	136	20.668	257	20.251	210	257	29	1:23.461	42.805	140	20.592	266	20.064	214	266
9	1:23.284	42.831	140	20.428	267	20.025	215	267	30	1:23.562	42.991	144	20.426	270	20.145	211	270
10	1:23.167	42.689	139	20.454	270	20.024	211	270	31	1:23.568	42.899	140	20.557	266	20.112	214	266
11	1:23.192	42.612	142	20.459	258	20.121	209	258	32	1:23.585	42.735	140	20.352	270	20.498	211	270
12	1:23.474	42.761	144	20.595	255	20.118	209	255	33	1:24.904	43.668	139	20.985	256	20.251	209	256
13	1:23.585	42.823	141	20.642	256	20.120	208	256	34	1:23.780	43.162	140	20.443	268	20.175	210	268
14	1:28.482	42.853	143	20.575	258	0.000		258	35	1:23.790	42.969	138	20.691	260	20.130	209	260
15	2:01.039	1:18.416	143	22.092	254	20.531	209	254	36	1:24.209	43.158	139	20.853	256	20.198	209	256
16	1:23.823	43.056	141	20.829	254	19.938	209	254	37	1:23.977	43.287	141	20.462	269	20.228	210	269
17	1:23.600	42.784	143	20.799	254	20.017	209	254	38	1:23.980	43.203	140	20.485	269	20.292	211	269
18	1:23.116	42.545	143	20.695	254	19.876	209	254	39	1:24.416	43.115	139	20.980	256	20.321	209	256
19	1:23.324	42.761	142	20.641	254	19.922	209	254	40	1:24.303	43.130	140	20.580	269	20.593	211	269
20	1:22.958	42.653	142	20.609	255	19.696	210	255	41	1:24.913	43.466	139	21.060	256	20.387	210	256
21	1:22.432	42.433	142	20.264	266	19.735	211	266									

DTM Nürburgring Sprint

Nürburgring Sprintstrecke, length 3629

18. - 20.09.2020

DTM



DTM

Lap Analysis race 2, 20.09.2020

DMSB-Reg.No.: R-11911/20

25 Philipp Eng , ZF BMW M4 DTM / AUT

theoretical besttime: 1:22.608

Lap	Time	S1	V1	S2	V2	S3	V3	Vmax	Lap	Time	S1	V1	S2	V2	S3	V3	Vmax
1	1:28.690	47.266	144	21.048	259	20.376	213	259	22	1:22.742	42.282	143	20.451	262	20.009	214	262
2	1:23.439	42.770	143	20.589	261	20.080	210	261	23	1:23.032	42.535	143	20.554	255	19.943	209	255
3	1:23.413	42.403	144	20.824	258	20.186	214	258	24	1:23.236	42.440	143	20.747	255	20.049	213	255
4	1:23.335	42.683	142	20.659	260	19.993	212	260	25	1:23.803	42.681	144	20.795	257	20.327	209	257
5	1:22.949	42.512	142	20.506	259	19.931	212	259	26	1:24.191	42.967	138	20.934	256	20.290	208	256
6	1:23.056	42.493	143	20.546	258	20.017	212	258	27	1:23.426	42.753	143	20.646	255	20.027	209	255
7	1:23.432	42.607	143	20.633	255	20.192	209	255	28	1:23.129	42.643	142	20.395	266	20.091	215	266
8	1:23.860	42.838	137	20.781	256	20.241	209	256	29	1:23.405	42.629	141	20.548	267	20.228	214	267
9	1:23.433	42.797	142	20.461	266	20.175	212	266	30	1:23.612	42.867	142	20.492	271	20.253	211	271
10	1:24.201	42.753	143	20.778	237	20.670	209	237	31	1:23.641	42.789	139	20.640	267	20.212	211	267
11	1:23.888	42.921	142	20.751	257	20.216	209	257	32	1:23.473	42.784	142	20.493	266	20.196	212	266
12	1:23.737	42.817	144	20.718	255	20.202	209	255	33	1:23.587	42.836	141	20.541	264	20.210	214	264
13	1:23.543	42.870	141	20.572	266	20.101	213	266	34	1:23.751	42.878	143	20.592	266	20.281	214	266
14	1:23.696	42.785	140	20.712	264	20.199	213	264	35	1:23.659	42.940	142	20.543	264	20.176	214	264
15	1:23.560	42.583	143	20.795	253	20.182	209	253	36	1:23.981	43.070	141	20.678	266	20.233	212	266
16	1:24.236	42.923	144	20.837	255	20.476	209	255	37	1:24.092	42.991	140	20.815	267	20.286	214	267
17	1:24.069	43.058	141	20.766	255	20.245	208	255	38	1:24.531	43.404	137	20.726	266	20.401	214	266
18	1:23.904	42.942	140	20.783	255	20.179	209	255	39	1:24.209	43.159	141	20.677	265	20.373	214	265
19	1:28.919	42.947	139	20.800	254	0.000		254	40	1:24.308	43.003	131	21.036	264	20.269	211	264
20	1:57.711	1:16.397	138	21.172	251	20.142	210	251	41	1:25.229	43.740	137	20.879	266	20.610	208	266
21	1:22.806	42.338	145	20.537	263	19.931	213	263									

27 Jonathan Aberdein , CATL BMW M4 DTM / RSA

theoretical besttime: 1:22.185

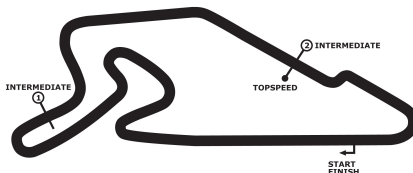
Lap	Time	S1	V1	S2	V2	S3	V3	Vmax	Lap	Time	S1	V1	S2	V2	S3	V3	Vmax
1	1:29.778	48.025	144	21.126	258	20.627	212	258	22	1:23.697	42.760	141	20.568	265	20.369	212	265
2	1:23.590	42.801	143	20.619	264	20.170	216	264	23	1:24.193	43.099	140	20.437	273	20.657	211	273
3	1:23.377	42.542	144	20.687	258	20.148	211	258	24	1:23.595	42.802	140	20.684	256	20.109	208	256
4	1:23.251	42.559	140	20.551	270	20.141	214	270	25	1:23.325	42.790	140	20.525	264	20.010	213	264
5	1:23.199	42.606	142	20.614	260	19.979	213	260	26	1:23.383	42.497	139	20.678	255	20.208	211	255
6	1:23.286	42.548	140	20.654	258	20.084	210	258	27	1:23.608	42.735	141	20.696	255	20.177	211	255
7	1:23.403	42.660	140	20.620	257	20.123	209	257	28	1:23.717	42.796	141	20.716	256	20.205	208	256
8	1:23.968	42.864	141	20.842	259	20.262	210	259	29	1:23.971	43.010	139	20.707	257	20.254	209	257
9	1:23.279	42.704	140	20.507	259	20.068	210	259	30	1:23.694	42.932	139	20.612	266	20.150	213	266
10	1:28.555	42.728	142	20.615	259	0.000		259	31	1:23.721	42.884	137	20.656	266	20.181	211	266
11	1:57.931	1:16.972	140	20.853	261	20.106	215	261	32	1:23.828	42.880	141	20.727	264	20.221	210	264
12	1:23.052	42.614	142	20.704	254	19.734	213	254	33	1:23.847	42.903	138	20.720	264	20.224	212	264
13	1:22.621	42.052	140	20.687	256	19.882	209	256	34	1:23.854	42.869	137	20.656	264	20.329	210	264
14	1:22.783	42.146	142	20.767	255	19.870	209	255	35	1:23.951	42.907	137	20.771	264	20.273	212	264
15	1:22.860	42.507	144	20.399	265	19.954	215	265	36	1:24.049	43.000	138	20.781	264	20.268	211	264
16	1:22.859	42.271	142	20.606	258	19.982	210	258	37	1:24.463	43.300	137	20.750	265	20.413	210	265
17	1:23.160	42.565	140	20.588	258	20.007	210	258	38	1:24.300	43.126	137	20.862	264	20.312	211	264
18	1:23.418	42.633	140	20.711	258	20.074	209	258	39	1:24.355	43.141	135	20.887	264	20.327	211	264
19	1:23.306	42.664	141	20.623	258	20.019	209	258	40	1:24.902	43.225	137	21.042	255	20.635	209	255
20	1:23.330	42.680	143	20.470	267	20.180	214	267	41	1:25.275	43.867	135	20.932	259	20.476	207	259
21	1:23.386	42.612	142	20.539	268	20.235	211	268									

DTM Nürburgring Sprint

Nürburgring Sprintstrecke, length 3629

18. - 20.09.2020

DTM



DTM

Lap Analysis race 2, 20.09.2020

DMSB-Reg.No.: R-11911/20

28 Loic Duval , BMC Air Filter Audi RS 5 DTM / FRA

theoretical besttime: 1:22.308

Lap	Time	S1	V1	S2	V2	S3	V3	Vmax	Lap	Time	S1	V1	S2	V2	S3	V3	Vmax
1	1:29.358	47.573	146	21.176	257	20.609	211	257	22	1:23.296	42.652	145	20.441	264	20.203	211	264
2	1:23.581	42.892	146	20.620	257	20.069	211	257	23	1:23.363	42.697	145	20.468	259	20.198	209	259
3	1:23.321	42.545	146	20.561	258	20.215	211	258	24	1:23.454	42.850	141	20.524	265	20.080	212	265
4	1:23.426	42.598	146	20.760	260	20.068	213	260	25	1:23.404	42.791	145	20.434	259	20.179	211	259
5	1:22.997	42.509	140	20.305	268	20.183	213	268	26	1:23.351	42.817	145	20.369	266	20.165	212	266
6	1:23.263	42.579	144	20.601	258	20.083	215	258	27	1:23.813	42.850	145	20.549	258	20.414	210	258
7	1:28.515	42.511	141	20.632	257	0.000	257	257	28	1:23.775	42.892	142	20.660	266	20.223	211	266
8	1:57.719	1:16.596	148	20.916	252	20.207	210	252	29	1:23.696	42.787	143	20.560	260	20.349	209	260
9	1:22.998	42.820	142	20.350	264	19.828	213	264	30	1:23.759	42.935	144	20.571	267	20.253	212	267
10	1:22.363	42.211	144	20.269	265	19.883	213	265	31	1:23.699	42.801	146	20.547	260	20.351	209	260
11	1:22.825	42.636	145	20.342	264	19.847	211	264	32	1:23.789	42.926	145	20.551	259	20.312	211	259
12	1:22.547	42.226	144	20.455	258	19.866	210	258	33	1:24.092	43.145	142	20.620	258	20.327	209	258
13	1:23.361	0.000		0.000	268	20.234	214	268	34	1:24.211	43.245	145	20.585	265	20.381	211	265
14	1:23.916	42.825	139	20.887	267	20.204	217	267	35	1:24.388	43.432	140	20.626	265	20.330	212	265
15	1:23.237	42.424	144	20.619	257	20.194	215	257	36	1:24.201	43.256	143	20.626	266	20.319	215	266
16	1:23.346	42.694	143	20.556	257	20.096	214	257	37	1:24.117	43.106	142	20.644	266	20.367	218	266
17	1:23.259	42.627	142	20.571	257	20.061	214	257	38	1:24.188	43.054	143	20.722	265	20.412	217	265
18	1:23.210	42.546	143	20.555	257	20.109	215	257	39	1:23.984	43.145	142	20.556	264	20.283	217	264
19	1:23.336	42.658	143	20.587	257	20.091	214	257	40	1:24.406	43.181	139	20.740	266	20.485	217	266
20	1:23.116	42.570	145	20.388	266	20.158	212	266	41	1:24.706	43.335	142	20.742	264	20.629	212	264
21	1:23.233	42.580	144	20.454	258	20.199	210	258									

31 Sheldon Van der Linde , Shell BMW M4 DTM / RSA

theoretical besttime: 1:22.102

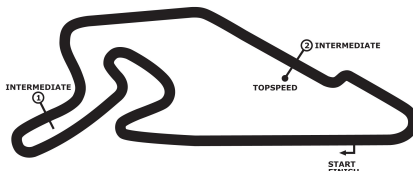
Lap	Time	S1	V1	S2	V2	S3	V3	Vmax	Lap	Time	S1	V1	S2	V2	S3	V3	Vmax
1	1:27.964	46.507	144	21.050	258	20.407	212	258	22	1:22.950	42.456	144	20.615	253	19.879	209	253
2	1:22.864	42.522	145	20.253	270	20.089	213	270	23	1:22.754	42.606	145	20.278	267	19.870	211	267
3	1:23.615	42.570	148	20.720	267	20.325	212	267	24	1:22.750	42.422	143	20.378	267	19.950	210	267
4	1:22.816	42.661	143	20.278	270	19.877	212	270	25	1:23.362	42.633	144	20.708	254	20.021	209	254
5	1:22.690	42.288	145	20.379	270	20.023	213	270	26	1:23.121	42.724	144	20.362	266	20.035	211	266
6	1:22.677	42.318	145	20.266	270	20.093	212	270	27	1:23.376	42.591	144	20.716	254	20.069	209	254
7	1:22.959	42.499	142	20.494	260	19.966	212	260	28	1:23.619	42.791	143	20.718	255	20.110	208	255
8	1:22.903	42.439	144	20.537	255	19.927	209	255	29	1:23.293	42.821	143	20.399	268	20.073	211	268
9	1:23.036	42.598	143	20.423	259	20.015	210	259	30	1:23.509	42.688	143	20.745	255	20.076	209	255
10	1:22.897	42.630	144	20.328	260	19.939	209	260	31	1:23.635	42.845	144	20.687	255	20.103	209	255
11	1:23.181	42.603	143	20.582	255	19.996	209	255	32	1:23.851	42.879	144	20.773	254	20.199	208	254
12	1:22.923	42.570	144	20.319	267	20.034	209	267	33	1:23.683	43.082	143	20.507	266	20.094	210	266
13	1:28.404	42.803	144	20.663	256	0.000	256	256	34	1:23.475	42.949	143	20.398	267	20.128	210	267
14	1:55.735	1:15.001	145	20.876	251	19.858	212	251	35	1:23.319	42.768	142	20.471	267	20.080	210	267
15	1:22.404	42.096	146	20.444	266	19.864	212	266	36	1:23.478	42.858	142	20.493	267	20.127	211	267
16	1:22.922	42.251	144	20.796	254	19.875	209	254	37	1:23.989	42.953	141	20.852	254	20.184	209	254
17	1:22.804	42.383	143	20.585	255	19.836	210	255	38	1:23.771	43.161	143	20.574	267	20.036	211	267
18	1:22.929	42.488	143	20.634	255	19.807	209	255	39	1:23.849	42.783	141	20.914	253	20.152	208	253
19	1:22.304	42.265	144	20.270	267	19.769	212	267	40	1:24.006	43.155	140	20.579	267	20.272	211	267
20	1:22.333	42.271	145	20.237	267	19.825	212	267	41	1:23.712	42.854	142	20.722	262	20.136	211	262
21	1:22.727	42.182	145	20.628	253	19.917	209	253									

DTM Nürburgring Sprint

Nürburgring Sprintstrecke, length 3629

18. - 20.09.2020

DTM



Lap Analysis race 2, 20.09.2020

DMSB-Reg.No.: R-11911/20

33 René Rast , Audi Sport RS 5 DTM / DEU

theoretical besttime: 1:21.316

Lap	Time	S1	V1	S2	V2	S3	V3	Vmax	Lap	Time	S1	V1	S2	V2	S3	V3	Vmax
1	1:26.239	45.555	144	20.719	257	19.965	212	257	22	1:22.598	42.366	142	20.332	267	19.900	212	267
2	1:22.506	42.497	145	20.187	268	19.822	213	268	23	1:22.695	42.419	145	20.370	260	19.906	210	260
3	1:21.479	41.667	146	19.930	270	19.882	212	270	24	1:23.067	42.679	142	20.410	267	19.978	212	267
4	1:22.055	41.905	142	20.431	258	19.719	211	258	25	1:23.152	42.598	142	20.492	259	20.062	210	259
5	1:22.197	42.182	143	20.296	258	19.719	211	258	26	1:23.337	42.725	143	20.562	257	20.050	210	257
6	1:22.379	42.178	145	20.358	258	19.843	210	258	27	1:23.344	42.746	142	20.435	266	20.163	212	266
7	1:22.833	42.293	142	20.559	258	19.981	211	258	28	1:23.656	42.743	143	20.668	257	20.245	212	257
8	1:22.978	42.461	142	20.547	257	19.970	210	257	29	1:23.409	42.755	143	20.496	266	20.158	213	266
9	1:22.842	42.602	143	20.070	271	20.170	213	271	30	1:23.367	42.728	141	20.488	263	20.151	210	263
10	1:22.862	42.504	142	20.489	259	19.869	211	259	31	1:23.344	42.855	143	20.429	267	20.060	211	267
11	1:22.813	42.541	142	20.123	272	20.149	211	272	32	1:23.781	42.882	140	20.675	256	20.224	212	256
12	1:23.382	42.730	142	20.621	258	20.031	211	258	33	1:23.769	43.023	140	20.536	266	20.210	211	266
13	1:27.912	42.586	142	20.431	261	0.000		261	34	1:23.615	43.064	141	20.350	270	20.201	211	270
14	1:58.750	1:18.422	144	20.447	266	19.881	212	266	35	1:23.655	42.910	139	20.601	266	20.144	216	266
15	1:22.162	41.957	146	20.396	264	19.809	217	264	36	1:23.616	42.856	140	20.549	266	20.211	213	266
16	1:22.546	41.909	143	20.628	258	20.009	210	258	37	1:23.555	42.990	140	20.420	270	20.145	212	270
17	1:22.855	42.567	141	20.367	267	19.921	211	267	38	1:23.778	43.090	139	20.498	266	20.190	215	266
18	1:22.845	42.293	143	20.565	257	19.987	209	257	39	1:23.578	42.873	139	20.465	268	20.240	212	268
19	1:22.885	42.511	141	20.488	257	19.886	211	257	40	1:24.288	43.156	138	20.674	260	20.458	209	260
20	1:22.516	42.380	142	20.290	266	19.846	213	266	41	1:24.095	43.286	139	20.501	268	20.308	207	268
21	1:22.647	42.332	142	20.378	260	19.937	211	260									

51 Nico Müller , Castrol EDGE Audi RS 5 DTM / CHE

theoretical besttime: 1:21.481


Lap	Time	S1	V1	S2	V2	S3	V3	Vmax	Lap	Time	S1	V1	S2	V2	S3	V3	Vmax
1	1:25.427	44.942	147	20.607	255	19.878	211	255	22	1:22.664	42.342	144	20.489	254	19.833	211	254
2	1:22.335	42.199	146	20.368	255	19.768	211	255	23	1:22.647	42.397	143	20.480	255	19.770	212	255
3	1:21.972	41.954	146	20.333	255	19.685	214	255	24	1:22.506	42.265	144	20.417	257	19.824	211	257
4	1:21.834	41.883	145	20.245	266	19.706	213	266	25	1:22.396	42.164	144	20.422	256	19.810	211	256
5	1:21.974	42.013	145	20.157	267	19.804	218	267	26	1:22.779	42.428	143	20.455	256	19.896	210	256
6	1:22.398	42.339	146	20.174	267	19.885	218	267	27	1:22.757	42.421	143	20.412	257	19.924	211	257
7	1:22.381	42.166	145	20.313	257	19.902	211	257	28	1:22.816	42.456	145	20.444	257	19.916	211	257
8	1:22.471	42.238	146	20.390	258	19.843	211	258	29	1:22.947	42.548	144	20.500	257	19.899	211	257
9	1:22.535	42.356	145	20.359	258	19.820	211	258	30	1:22.909	42.562	143	20.441	258	19.906	210	258
10	1:22.657	42.376	143	20.418	258	19.863	210	258	31	1:22.903	42.531	143	20.455	256	19.917	212	256
11	1:22.634	42.351	146	20.339	258	19.944	210	258	32	1:23.058	42.638	145	20.427	257	19.993	210	257
12	1:22.766	42.380	144	20.434	256	19.952	210	256	33	1:23.289	42.740	144	20.451	255	20.098	210	255
13	1:22.897	42.455	142	20.507	257	19.935	209	257	34	1:23.426	42.882	145	20.538	255	20.006	211	255
14	1:27.916	42.486	142	20.533	258	0.000		258	35	1:23.182	42.659	143	20.564	256	19.959	210	256
15	1:56.174	1:15.766	146	20.601	264	19.807	221	264	36	1:23.303	42.804	144	20.502	257	19.997	211	257
16	1:21.671	41.773	145	20.268	264	19.630	217	264	37	1:23.142	42.756	142	20.493	257	19.893	211	257
17	1:21.537	41.724	143	20.152	266	19.661	218	266	38	1:23.222	42.688	143	20.537	256	19.997	210	256
18	1:21.817	41.916	143	20.227	266	19.674	217	266	39	1:23.405	42.840	143	20.563	255	20.002	210	255
19	1:21.689	41.867	143	20.217	266	19.605	217	266	40	1:23.286	42.707	142	20.580	255	19.999	211	255
20	1:22.280	41.942	143	20.414	258	19.924	211	258	41	1:23.166	42.689	144	20.535	255	19.942	210	255
21	1:22.688	42.399	143	20.502	255	19.787	211	255									

DTM Nürburgring Sprint

Nürburgring Sprintstrecke, length 3629

18. - 20.09.2020

DTM



DTM

Lap Analysis race 2, 20.09.2020

DMSB-Reg.No.: R-11911/20

53 Jamie Green , Akrapovic Audi RS 5 DTM / GBR

theoretical besttime: 1:22.277

Lap	Time	S1	V1	S2	V2	S3	V3	Vmax	Lap	Time	S1	V1	S2	V2	S3	V3	Vmax
1	1:30.584	48.312	146	21.466	255	20.806	209	255	19	1:23.226	42.613	137	20.336	269	20.277	211	269
2	1:24.117	43.424	146	20.727	256	19.966	210	256	20	1:23.546	42.874	139	20.600	266	20.072	212	266
3	1:23.351	42.533	145	20.685	255	20.133	209	255	21	1:23.390	42.712	138	20.590	268	20.088	211	268
4	1:23.156	42.458	143	20.688	257	20.010	210	257	22	1:23.790	42.748	139	20.805	255	20.237	210	255
5	1:23.197	42.568	144	20.587	257	20.042	209	257	23	1:25.102	43.026	140	20.815	256	21.261	209	256
6	1:28.395	42.391	141	20.752	256	0.000		256	24	1:24.276	43.021	140	20.939	256	20.316	210	256
7	1:57.274	1:16.333	145	20.861	253	20.080	210	253	25	1:24.918	43.617	140	20.821	262	20.480	209	262
8	1:22.913	42.652	142	20.452	263	19.809	213	263	26	1:25.631	43.817	142	21.075	266	20.739	212	266
9	1:22.736	42.400	142	20.470	267	19.866	211	267	27	1:24.241	43.017	139	20.834	256	20.390	209	256
10	1:22.423	42.213	142	20.378	264	19.832	214	264	28	1:24.808	43.237	139	21.001	255	20.570	208	255
11	1:22.871	42.444	142	20.528	265	19.899	210	265	29	1:25.615	43.373	139	21.037	258	21.205	207	258
12	1:22.370	42.181	142	20.429	267	19.760	211	267	30	1:24.681	43.380	138	20.942	258	20.359	208	258
13	1:23.295	42.344	141	20.712	267	20.239	210	267	31	1:24.830	43.459	138	20.938	255	20.433	207	255
14	1:23.879	42.629	142	21.133	266	20.117	216	266	32	1:24.866	43.339	139	20.951	255	20.576	208	255
15	1:23.264	42.424	141	20.504	267	20.336	211	267	33	1:30.815	43.536	136	21.123	255	0.000		255
16	1:23.385	42.708	141	20.493	267	20.184	211	267	34	2:03.866	1:22.011	142	21.338	250	20.517	209	250
17	1:23.259	42.708	140	20.539	266	20.012	210	266	35	1:34.697	42.770	142	22.306	219	0.000		219
18	1:23.267	42.689	140	20.455	267	20.123	211	267									

62 Ferdinand Habsburg , WRT Audi RS 5 DTM / AUT

theoretical besttime: 1:22.198

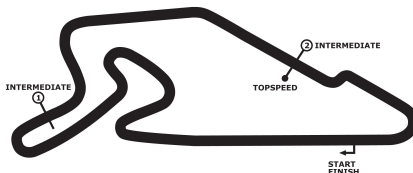
Lap	Time	S1	V1	S2	V2	S3	V3	Vmax	Lap	Time	S1	V1	S2	V2	S3	V3	Vmax
1	1:25.995	45.270	144	20.712	255	20.013	210	255	22	1:22.643	42.301	147	20.445	256	19.897	210	256
2	1:23.353	42.320	145	20.504	257	20.529	209	257	23	1:22.764	42.465	145	20.469	258	19.830	210	258
3	1:24.182	43.734	144	20.487	256	19.961	211	256	24	1:22.915	42.437	143	20.603	258	19.875	209	258
4	1:22.426	42.333	144	20.303	267	19.790	215	267	25	1:23.180	42.591	142	20.557	258	20.032	210	258
5	1:22.382	42.363	144	20.265	267	19.754	216	267	26	1:23.181	42.631	147	20.500	257	20.050	209	257
6	1:22.707	42.209	144	20.496	256	20.002	213	256	27	1:23.617	42.833	141	20.609	257	20.175	209	257
7	1:22.807	42.403	142	20.465	257	19.939	213	257	28	1:23.403	42.852	142	20.463	267	20.088	214	267
8	1:22.650	42.377	141	20.332	266	19.941	214	266	29	1:23.461	42.664	142	20.683	258	20.114	210	258
9	1:23.002	42.451	144	20.509	257	20.042	214	257	30	1:23.508	42.970	141	20.465	267	20.073	214	267
10	1:23.091	42.614	143	20.544	258	19.933	213	258	31	1:23.473	42.736	141	20.597	258	20.140	209	258
11	1:22.992	42.574	141	20.391	267	20.027	215	267	32	1:23.855	43.100	144	20.534	267	20.221	214	267
12	1:23.547	42.730	140	20.611	257	20.206	212	257	33	1:23.706	42.883	141	20.680	257	20.143	209	257
13	1:23.452	42.741	142	20.589	258	20.122	208	258	34	1:23.533	43.092	143	20.423	267	20.018	214	267
14	1:28.037	42.713	141	20.471	267	0.000		267	35	1:23.484	42.775	139	20.573	267	20.136	214	267
15	1:59.042	1:16.852	143	21.704	265	20.486	211	265	36	1:23.478	42.778	140	20.482	265	20.218	215	265
16	1:23.755	43.180	142	20.667	266	19.908	215	266	37	1:23.378	42.844	141	20.443	267	20.091	217	267
17	1:22.467	42.225	142	20.445	266	19.797	211	266	38	1:23.751	42.923	140	20.579	267	20.249	215	267
18	1:22.642	42.247	140	20.235	272	20.160	212	272	39	1:23.426	42.772	140	20.555	266	20.099	216	266
19	1:23.055	42.546	141	20.555	257	19.954	210	257	40	1:23.643	42.847	140	20.580	266	20.216	216	266
20	1:22.958	42.482	143	20.501	258	19.975	210	258	41	1:23.661	42.932	138	20.592	266	20.137	215	266
21	1:22.967	42.395	143	20.576	256	19.996	209	256									

DTM Nürburgring Sprint

Nürburgring Sprintstrecke, length 3629

18. - 20.09.2020

DTM



DTM

Lap Analysis race 2, 20.09.2020

DMSB-Reg.No.: R-11911/20

99 Mike Rockenfeller , Twin Busch Audi RS5 DTM / DEU

theoretical besttime: 1:22.247

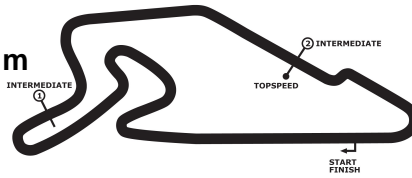
Lap	Time	S1	V1	S2	V2	S3	V3	Vmax	Lap	Time	S1	V1	S2	V2	S3	V3	Vmax
1	1:28.528	47.088	144	20.947	257	20.493	211	257	22	1:22.990	42.464	148	20.534	255	19.992	210	255
2	1:23.082	42.556	144	20.472	266	20.054	213	266	23	1:22.997	42.578	142	20.417	266	20.002	212	266
3	1:23.692	42.492	143	20.686	267	20.514	212	267	24	1:23.087	42.472	145	20.556	256	20.059	209	256
4	1:23.074	42.447	142	20.522	267	20.105	215	267	25	1:23.410	42.728	140	20.581	257	20.101	214	257
5	1:22.814	42.402	143	20.508	259	19.904	212	259	26	1:23.182	42.631	142	20.378	266	20.173	213	266
6	1:22.870	42.441	142	20.408	265	20.021	213	265	27	1:23.646	42.846	143	20.615	255	20.185	209	255
7	1:23.262	42.551	144	20.645	255	20.066	211	255	28	1:23.660	42.915	145	20.517	261	20.228	210	261
8	1:23.409	42.582	141	20.617	257	20.210	209	257	29	1:24.004	43.020	140	20.743	257	20.241	209	257
9	1:23.075	42.689	143	20.382	260	20.004	210	260	30	1:23.233	42.711	140	20.398	267	20.124	213	267
10	1:23.164	42.662	142	20.435	262	20.067	209	262	31	1:23.356	42.753	142	20.361	272	20.242	212	272
11	1:23.346	42.600	143	20.576	256	20.170	210	256	32	1:23.587	42.687	143	20.539	264	20.361	209	264
12	1:28.017	42.572	142	20.298	270	0.000		270	33	1:23.568	42.911	142	20.449	268	20.208	217	268
13	1:57.685	1:16.628	142	20.855	267	20.202	213	267	34	1:23.706	42.856	140	20.491	267	20.359	215	267
14	1:23.520	43.041	141	20.597	265	19.882	216	265	35	1:23.849	42.855	141	20.346	272	20.648	211	272
15	1:22.751	42.067	142	20.701	257	19.983	214	257	36	1:23.719	42.922	142	20.540	260	20.257	209	260
16	1:22.819	42.217	141	20.547	257	20.055	210	257	37	1:23.747	42.950	143	20.523	267	20.274	212	267
17	1:23.120	42.616	141	20.445	257	20.059	209	257	38	1:23.320	42.864	141	20.334	271	20.122	212	271
18	1:22.970	42.527	141	20.439	257	20.004	211	257	39	1:23.459	42.809	142	20.421	271	20.229	212	271
19	1:22.886	42.531	141	20.443	266	19.912	212	266	40	1:23.650	42.864	139	20.489	270	20.297	213	270
20	1:23.266	42.601	143	20.598	256	20.067	211	256	41	1:23.629	42.872	141	20.491	270	20.266	213	270
21	1:22.869	42.457	141	20.425	264	19.987	213	264									

DTM Nürburgring Sprint

Nürburgring Sprintstrecke, length 3629 m

18. - 20.09.2020

DTM



DTM

Best Sector Times race 2

DMSB-Reg.No.: R-11911/20

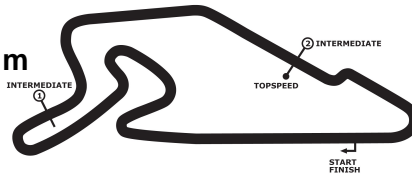
Pos.	sector 1			sector 2			sector 3			theoretical and best lap time				
	No	Driver	Time	No	Driver	Time	No	Driver	Time	No	Driver	theoretical	Best	Pos
1	33	Rast R.	41.667	33	Rast R.	19.930	51	Müller N.	19.605	33	Rast R.	1:21.316	1:21.479	
2	51	Müller N.	41.724	11	Wittmann M.	20.106	4	Frijns R.	19.622	51	Müller N.	1:21.481	1:21.537	
3	16	Glock T.	41.942	51	Müller N.	20.152	22	Auer L.	19.696	4	Frijns R.	1:21.799	1:21.943	
4	4	Frijns R.	41.961	4	Frijns R.	20.216	33	Rast R.	19.719	11	Wittmann M.	1:22.021	1:22.195	
5	27	Aberdein J.	42.052	13	Scherer F.	20.224	27	Aberdein J.	19.734	31	Van der Linde S.	1:22.102	1:22.304	
6	99	Rockenfeller M.	42.067	62	Habsburg F.	20.235	62	Habsburg F.	19.754	16	Glock T.	1:22.155	1:22.459	
7	31	Van der Linde S.	42.096	31	Van der Linde S.	20.237	53	Green J.	19.760	27	Aberdein J.	1:22.185	1:22.621	
8	11	Wittmann M.	42.127	10	Newey H.	20.252	31	Van der Linde S.	19.769	62	Habsburg F.	1:22.198	1:22.382	
9	53	Green J.	42.181	22	Auer L.	20.264	11	Wittmann M.	19.788	99	Rockenfeller M.	1:22.247	1:22.751	
10	62	Habsburg F.	42.209	28	Duval L.	20.269	28	Duval L.	19.828	53	Green J.	1:22.277	1:22.370	
11	28	Duval L.	42.211	99	Rockenfeller M.	20.298	10	Newey H.	19.846	28	Duval L.	1:22.308	1:22.363	
12	10	Newey H.	42.224	8	Kubica R.	20.307	8	Kubica R.	19.849	10	Newey H.	1:22.322	1:22.706	
13	25	Eng P.	42.282	16	Glock T.	20.330	99	Rockenfeller M.	19.882	22	Auer L.	1:22.372	1:22.432	
14	8	Kubica R.	42.305	53	Green J.	20.336	16	Glock T.	19.883	8	Kubica R.	1:22.461	1:22.621	
15	22	Auer L.	42.412	25	Eng P.	20.395	25	Eng P.	19.931	25	Eng P.	1:22.608	1:22.742	
16	13	Scherer F.	42.423	27	Aberdein J.	20.399	13	Scherer F.	20.004	13	Scherer F.	1:22.651	1:22.944	

DTM Nürburgring Sprint

Nürburgring Sprintstrecke, length 3629 m

18. - 20.09.2020

DTM



DTM

Topspeed race 2, 20.09.2020

DMSB-Reg.No.: R-11911/20

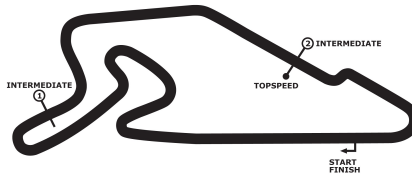
Car No.	Driver	Make	Speed km/h
27	Jonathan Aberdein	CATL BMW M4 DTM	273
33	René Rast	Audi Sport RS 5 DTM	272
99	Mike Rockenfeller	Twin Busch Audi RS5 DTM	272
10	Harrison Newey	WRT Audi RS 5 DTM	272
62	Ferdinand Habsburg	WRT Audi RS 5 DTM	272
25	Philipp Eng	ZF BMW M4 DTM	271
31	Sheldon Van der Linde	Shell BMW M4 DTM	270
13	Fabio Scherer	WRT Audi RS 5 DTM	270
22	Lucas Auer	BMW Bank M4 DTM	270
8	Robert Kubica	BMW M4 CLASS1	269
53	Jamie Green	Akrapovic Audi RS 5 DTM	269
16	Timo Glock	iQOO BMW M4 DTM	269
28	Loic Duval	BMC Air Filter Audi RS 5 DTM	268
11	Marco Wittmann	Schaeffler BMW M4 DTM	268
4	Robin Frijns	Aral Ultimate Audi RS 5 DTM	267
51	Nico Müller	Castrol EDGE Audi RS 5 DTM	267

DTM Nürburgring Sprint

Nürburgring Sprintstrecke, length 3629

18. - 20.09.2020

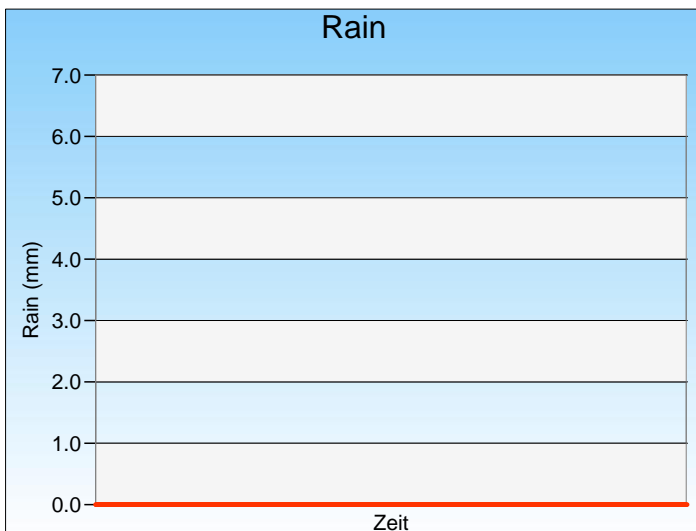
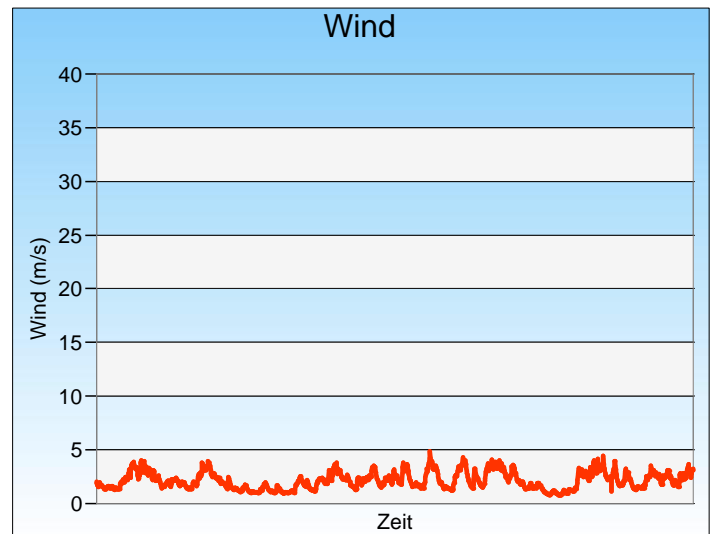
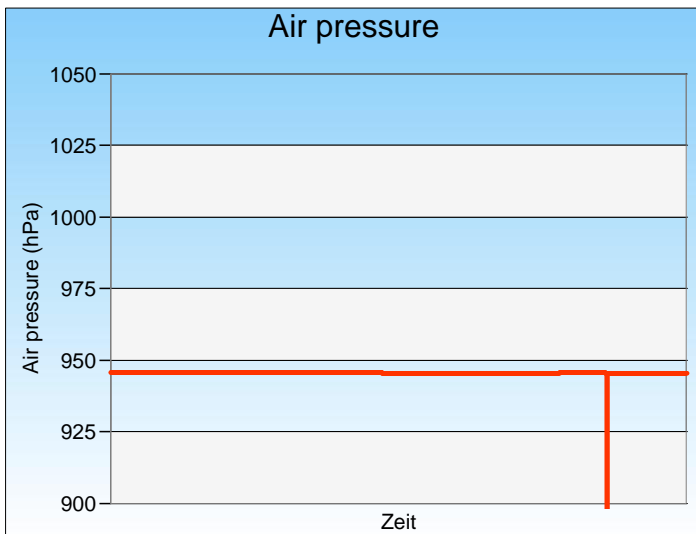
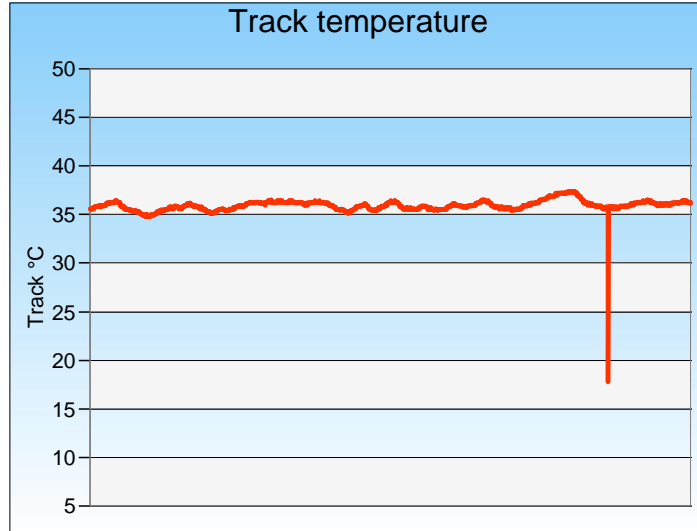
DTM




Weather race 2

DMSB-Reg.No.: R-11911/20

20.09.2020, 13:30:00 - 14:25:00




Weather:



DTM Nürburgring Sprint

Nürburgring Sprintstrecke, length 3629 m
18. - 20.09.2020



DTM

DMSB-Reg.No.: R-11911/20

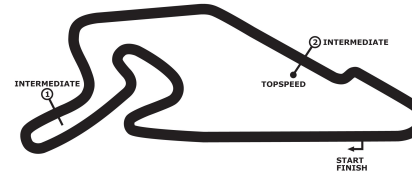
Drivers Championship 2020

POS	NAME / NATION	SUM	Spa (B) 1	Spa (B) 2	Lausitzring I 1	Lausitzring I 2	Lausitzring II 1	Lausitzring II 2	Assen (NL) 1	Assen (NL) 2	Nürburgring I 1	Nürburgring I 2	Nürburgring II 1	Nürburgring II 2	Zolder (B) I 1	Zolder (B) I 2	Zolder (B) II 1	Zolder (B) II 2	Hockenheim 1	Hockenheim 2
1	Nico Müller / CHE	242	25 + 2 (1.)	25 + 1 (1.)	25 + 2 (1.)	18 + 2 (2.)	18 + 3 (2.)	10 + 2 (5.)	15 + 1 (3.)	15 (3.)	25 + 3 (1.)	10 + 3 (5.)	10 + 1 (5.)	25 + 1 (1.)						
2	Robin Frijns / NLD	224	2 + 3 (9.)	18 + 2 (2.)	15 + 3 (3.)	12 + 3 (4.)	15 + 1 (3.)	15 + 3 (3.)	25 + 2 (1.)	18 + 1 (2.)	10 + 1 (5.)	25 + 2 (1.)	25 + 2 (1.)	18 + 3 (2.)						
3	René Rast / DEU	195	10 + 1 (5.)	15 + 3 (3.)	6 (7.)	25 + 1 (1.)	25 + 2 (1.)	8 + 1 (6.)	10 (5.)	10 + 3 (5.)	18 + 2 (2.)	18 + 1 (2.)	18 + 3 (2.)	15 (3.)						
4	Sheldon Van der Linde / RSA	88	(15.)	8 (6.)	18 (2.)	(15.)	2 (9.)	1 (10.)	6 (7.)	25 (1.)	4 (8.)	8 (6.)	4 (8.)	12 (4.)						
5	Loic Duval / FRA	87	15 (3.)	6 (7.)	+ 1	4 (8.)	6 (7.)	4 (8.)	18 + 3 (2.)	12 + 2 (4.)	2 (9.)	12 (4.)		2 (9.)						
6	Mike Rockenfeller / DEU	87	12 (4.)	10 (5.)	(11.)	10 (5.)	8 (6.)	(11.)	12 (4.)	(11.)	12 (4.)	15 (3.)	2 (9.)	6 (7.)						
7	Marco Wittmann / DEU	86	(11.)	1 (10.)	12 (4.)	15 (3.)	10 (5.)	2 (9.)	(14.)	4 (8.)	15 (3.)	2 (9.)	15 (3.)	10 (5.)						
8	Timo Glock / DEU	73	4 (8.)	(13.)	10 (5.)	8 (6.)	12 (4.)	18 (2.)	2 (9.)	8 (6.)	6 (7.)	(14.)	1 (10.)	4 (8.)						
9	Jamie Green / GBR	53	18 (2.)	12 (4.)	4 (8.)	(16.)	1 (10.)	12 (4.)		(12.)	(13.)	6 (7.)	(14.)	(15.)						
10	Philipp Eng / AUT	43	8 (6.)	(11.)	2 (9.)	6 (7.)	4 (8.)	(12.)	(13.)	2 (9.)	8 (6.)	1 (10.)	12 (4.)	(12.)						
11	Lucas Auer / AUT	36	6 (7.)	4 (8.)	(12.)	(14.)	(12.)	25 (1.)	(11.)	1 (10.)	(12.)	(11.)	(12.)	(13.)						
12	Ferdinand Habsburg / AUT	35		(15.)	8 (6.)	1 (10.)	(11.)	(14.)	4 (8.)	6 (7.)	(11.)	(15.)	6 (7.)	8 + 2 (6.)						

DTM Nürburgring Sprint
 Nürburgring Sprintstrecke, length 3629 m
 18. - 20.09.2020

DTM


Drivers Championship 2020



DMSB-Reg.No.: R-11911/20

POS	NAME / NATION	SUM	Spa (B) 1	Spa (B) 2	Lausitzring I 1	Lausitzring I 2	Lausitzring II 1	Lausitzring II 2	Assen (NL) 1	Assen (NL) 2	Nürburgring I 1	Nürburgring I 2	Nürburgring II 1	Nürburgring II 2	Zolder (B) I 1	Zolder (B) I 2	Zolder (B) II 1	Zolder (B) II 2	Hockenheim 1	Hockenheim 2	
13	Jonathan Aberdein / RSA	33	1 (10.)	2 (9.)		2 (9.)		6 (7.)	8 (6.)		1 (10.)	4 (8.)	8 (6.)	1 (10.)							
14	Harrison Newey / GBR	1			1 (10.)																
15	Robert Kubica / POL	1							1 (10.)												
16	Fabio Scherer / CHE	0																			

DTM Nürburgring Sprint
 Nürburgring Sprintstrecke, length 3629 m
 18. - 20.09.2020
 DTM
 Team Championship 2020



DMSB-Reg.No.: R-11911/20

POS	TEAM	SUM	Spa (B) 1	Spa (B) 2	Lausitzring I 1	Lausitzring I 2	Lausitzring II 1	Lausitzring II 2	Assen (NL) 1	Assen (NL) 2	Nürburgring I 1	Nürburgring I 2	Nürburgring II 1	Nürburgring II 2	Zolder (B) I 1	Zolder (B) I 2	Zolder (B) II 1	Zolder (B) II 2	Hockenheim 1	Hockenheim 2	
1	Audi Sport Team Abt Sportsline	466	32	46	45	35	37	30	43	34	39	40	38	47							
2	Audi Sport Team Rosberg	248	29	30	10	26	28	21	10	13	20	25	21	15							
3	Audi Sport Team Phoenix	174	27	16	1	14	14	4	33	14	14	27	2	8							
4	BMW Team RMG	159	4	1	22	23	22	20	2	12	21	2	16	14							
5	BMW Team RBM	131	8	8	20	6	6	1	6	27	12	9	16	12							
6	BMW Team RMR	69	7	6		2		31	8	1	1	4	8	1							
7	WRT Team Audi Sport	36			9	1			4	6			6	10							
8	ORLEN Team ART (ART Grand Prix)	1							1												

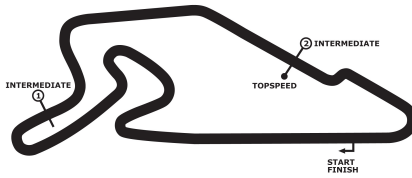
DTM Nürburgring Sprint

Nürburgring Sprintstrecke, length 3629

18. - 20.09.2020

DTM

Brand Championship 2020



DMSB -Reg.No.: R-11911/20

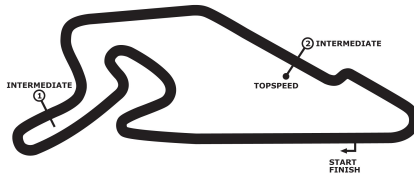
POS	NAME / NATION	SUM	Spa (B) 1	Spa (B) 2	Lausitzring I 1	Lausitzring I 2	Lausitzring II 1	Lausitzring II 2	Assen (NL) 1	Assen (NL) 2	Nürburgring I 1	Nürburgring I 2	Nürburgring II 1	Nürburgring II 2	Zolder (B) I 1	Zolder (B) I 2	Zolder (B) II 1	Zolder (B) II 2	Hockenheim 1	Hockenheim 2	
1	AUDI	827	76	76	60	71	72	51	76	61	71	76	65	72							
2	BMW	356	19	15	42	31	28	51	17	39	33	15	39	27							

DTM Nürburgring Sprint

Nürburgring Sprintstrecke, length 3629

18. - 20.09.2020

DTM



DTM

Fastest Lap in race 2, 20.09.2020

DMSB-Reg.No.: R-11911/20

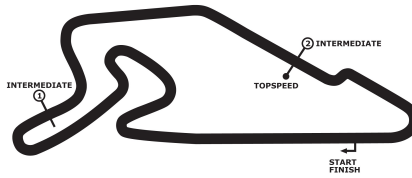
RG.	No.	Driver	Entrant	Time	IN.	DIFF	INT	KM/H	at
1	33	Rast R (DEU)	Audi Sport Team Rosberg	1:21.479	3		0.058	160.341	13:37:10
2	51	Müller N (CHE)	Audi Sport Team Abt Sportsline	1:21.537	17	0.058	0.406	160.227	13:57:02
3	4	Frijns R (NLD)	Audi Sport Team Abt Sportsline	<u>1:21.943</u>	23	0.464	0.252	159.433	14:05:21
4	11	Wittmann M (DEU)	BMW Team RMG	1:22.195	5	0.716	0.109	158.944	13:39:57
5	31	Van der Linde S (RSA)	BMW Team RBM	1:22.304	19	0.825	0.059	158.733	13:59:58
6	28	Duval L (FRA)	Audi Sport Team Phoenix	1:22.363	10	0.884	0.007	158.620	13:47:38
7	53	Green J (GBR)	Audi Sport Team Rosberg	1:22.370	12	0.891	0.012	158.606	13:50:24
8	62	Habsburg F (AUT)	WRT Team Audi Sport	1:22.382	5	0.903	0.050	158.583	13:39:59
9	22	Auer L (AUT)	BMW Team RMR	1:22.432	21	0.953	0.027	158.487	14:02:58
10	16	Glock T (DEU)	BMW Team RMG	1:22.459	15	0.980	0.162	158.435	13:54:30
11	8	Kubica R (POL)	ORLEN Team ART (ART Grand Prix)	1:22.621	6	1.142	0.000	158.124	13:41:22
12	27	Aberdein J (RSA)	BMW Team RMR	1:22.621	13	1.142	0.085	158.124	13:51:50
13	10	Newey H (GBR)	WRT Team Audi Sport	1:22.706	15	1.227	0.036	157.962	13:54:38
14	25	Eng P (AUT)	BMW Team RBM	1:22.742	22	1.263	0.009	157.893	14:04:23
15	99	Rockenfeller M (DEU)	Audi Sport Team Phoenix	1:22.751	15	1.272	0.193	157.876	13:54:33
16	13	Scherer F (CHE)	WRT Team Audi Sport	1:22.944	10	1.465		157.509	13:47:03

DTM Nürburgring Sprint

Nürburgring Sprintstrecke, length 3629

18. - 20.09.2020

DTM



DTM

Stint Analysis race 2, 20.09.2020

DMSB-Reg.No.: R-11911/20


POS	NO	DRIVER	STINT 1			STINT 2			STINT 3			STINT 4		
			LAPS	TIME	KM/H	LAPS	TIME	KM/H	LAPS	TIME	KM/H	LAPS	TIME	KM/H
1.	51	Müller Nico	14	19:22.197	157.376	27	37:47.659	155.552						
2.	4	Frijns Robin	15	20:49.211	156.872	26	36:32.435	154.930						
3.	33	Rast René	13	18:02.477	156.897	28	39:26.905	154.549						
4.	31	Van der Linde Sheldon	13	18:08.929	155.967	28	39:23.660	154.761						
5.	11	Wittmann Marco	17	23:39.956	156.410	24	33:53.916	154.159						
6.	62	Habsburg Ferdinand	14	19:30.623	156.243	27	38:04.946	154.375						
7.	99	Rockenfeller Mike	12	16:48.333	155.477	29	40:51.685	154.534						
8.	16	Glock Timo	12	16:46.886	155.701	29	40:56.765	154.214						
9.	28	Duval Loic	7	9:54.461	153.838	34	47:56.158	154.439						
10.	27	Aberdein Jonathan	10	14:05.686	154.483	31	43:48.434	154.083						
11.	10	Newey Harrison	11	15:29.997	154.526	30	42:24.504	154.031						
12.	25	Eng Philipp	19	26:39.360	155.202	22	31:15.554	153.244						
13.	22	Auer Lucas	14	19:37.892	155.279	27	38:17.487	153.532						
14.	13	Scherer Fabio	18	25:16.402	155.077	23	32:39.801	153.322						
15.	53	Green Jamie	6	8:32.800	152.860	27	38:24.671	153.054						
16.	8	Kubica Robert	8	11:28.290	151.848									

DTM Nürburgring Sprint

Nürburgring Sprintstrecke, length 3629

18. - 20.09.2020

DTM



DTM

Pitstop (Chronology) race 2, 20.09.2020

DMSB-Reg.No.: R-11911/20


Car	Driver	Entrant	at Lap	Time	duration	Sum
53	Green Jamie	Audi Sport Team Rosberg	6	13:41:28	36.921	36.921
28	Duval Loic	Audi Sport Team Phoenix	7	13:42:50	36.668	36.668
27	Aberdein Jonathan	BMW Team RMR	10	13:47:01	36.865	36.865
10	Newey Harrison	WRT Team Audi Sport	11	13:48:26	36.910	36.910
16	Glock Timo	BMW Team RMG	12	13:49:43	36.786	36.786
99	Rockenfeller Mike	Audi Sport Team Phoenix	12	13:49:44	36.925	36.925
33	Rast René	Audi Sport Team Rosberg	13	13:50:58	39.450	39.450
31	Van der Linde Sheldon	BMW Team RBM	13	13:51:05	35.790	35.790
51	Müller Nico	Audi Sport Team Abt Sportsline	14	13:52:18	36.779	36.779
62	Habsburg Ferdinand	WRT Team Audi Sport	14	13:52:26	36.226	36.226
22	Auer Lucas	BMW Team RMR	14	13:52:34	37.138	37.138
4	Frijns Robin	Audi Sport Team Abt Sportsline	15	13:53:45	36.817	36.817
11	Wittmann Marco	BMW Team RMG	17	13:56:36	37.160	37.160
13	Scherer Fabio	WRT Team Audi Sport	18	13:58:12	37.264	37.264
25	Eng Philipp	BMW Team RBM	19	13:59:35	35.686	35.686
53	Green Jamie	Audi Sport Team Rosberg	33	14:19:53	39.240	1:16.161

DTM Nürburgring Sprint

Nürburgring Sprintstrecke, length 3629

18. - 20.09.2020

DTM



DTM

Pitstops race 2, 20.09.2020

DMSB-Reg.No.: R-11911/20

Pos	Car	Driver	Entrant	at Lap	Time	Duration
1	25	Eng Philipp	BMW Team RBM	19	13:59:35	35.686
2	31	Van der Linde Sheldon	BMW Team RBM	13	13:51:05	35.790
3	62	Habsburg Ferdinand	WRT Team Audi Sport	14	13:52:26	36.226
4	28	Duval Loic	Audi Sport Team Phoenix	7	13:42:50	36.668
5	51	Müller Nico	Audi Sport Team Abt Sportsline	14	13:52:18	36.779
6	16	Glock Timo	BMW Team RMG	12	13:49:43	36.786
7	4	Frijns Robin	Audi Sport Team Abt Sportsline	15	13:53:45	36.817
8	27	Aberdein Jonathan	BMW Team RMR	10	13:47:01	36.865
9	10	Newey Harrison	WRT Team Audi Sport	11	13:48:26	36.910
10	53	Green Jamie	Audi Sport Team Rosberg	6	13:41:28	36.921
11	99	Rockenfeller Mike	Audi Sport Team Phoenix	12	13:49:44	36.925
12	22	Auer Lucas	BMW Team RMR	14	13:52:34	37.138
13	11	Wittmann Marco	BMW Team RMG	17	13:56:36	37.160
14	13	Scherer Fabio	WRT Team Audi Sport	18	13:58:12	37.264
15	33	Rast René	Audi Sport Team Rosberg	13	13:50:58	39.450

DTM Nürburgring Sprint

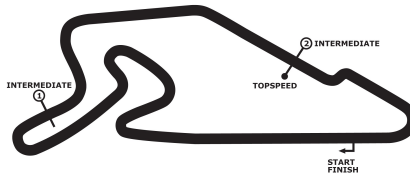
Nürburgring Sprintstrecke, length 3629

18. - 20.09.2020

DTM

Starting grid race 2

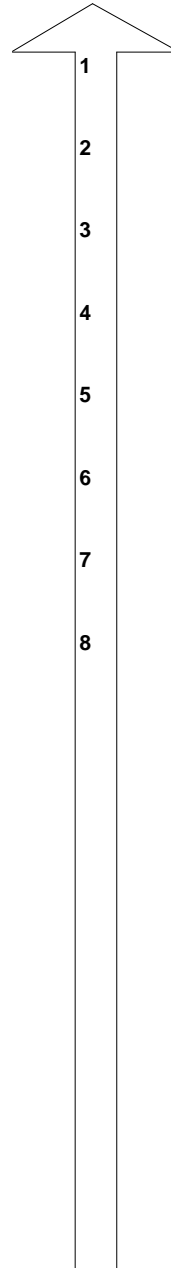
green flag lap at time: 13:30:00



DTM

DMSB-Reg.No.: R-11911/20

4 Robin Frijns Aral Ultimate Audi RS 5 DTM	1:19.117
51 Nico Müller Castrol EDGE Audi RS 5 DTM	1:19.385
11 Marco Wittmann Schaeffler BMW M4 DTM	1:19.502
8 Robert Kubica BMW M4 CLASS1	1:19.697
22 Lucas Auer BMW Bank M4 DTM	1:19.738
99 Mike Rockenfeller Twin Busch Audi RS5 DTM	1:19.846
27 Jonathan Aberdein CATL BMW M4 DTM	1:20.206
53 Jamie Green Akrapovic Audi RS 5 DTM	1:19.740



62 Ferdinand Habsburg WRT Audi RS 5 DTM	1:19.317
33 René Rast Audi Sport RS 5 DTM	1:19.452
31 Sheldon Van der Linde Shell BMW M4 DTM	1:19.691
16 Timo Glock iQOO BMW M4 DTM	1:19.717
25 Philipp Eng ZF BMW M4 DTM	1:19.839
28 Loic Duval BMC Air Filter Audi RS 5 DTM	1:19.891
13 Fabio Scherer WRT Audi RS 5 DTM	1:20.267
10 Harrison Newey WRT Audi RS 5 DTM	1:19.865

Felix Holter

Thomas Ferrero

Andreas Witkowski

CAR # 10 - DROP OF 5 GRID POSITIONS (DECISION 30)

CAR # 53 - DROP OF 5 GRID POSITIONS (DECISION 31)