

Paul Ricard
International GT Open
Race - 2



Provisional Results

Paul Ricard 5.842 m.

Cls	Nº	Entrant/Team	Nat	Driver 1	Nat	Driver 2	Nat	Vehicle	Cat	Cl	Laps	Total Time	Gap	Interval	Km/h	Best	Time	Km/h
1	17	AF Corse / APM Monaco	ITA	Louis Prette	MCO	Vincent Abril	MCO	Ferrari 488 GT3	PRO	1	29	1:00:27.140			167.5	23	2:02.126	171.6
2	59	Teo Martín Motorsport	ESP	Miguel Ramos	PRT	Henrique Chaves	PRT	McLaren 720 s	PRO	2	29	1:00:30.271	3.131	3.131	167.4	12	2:01.816	172.0
3	34	TF Sport	GBR	Salih Yoluc	TUR	Charlie Eastwood	IRL	Aston Martin	PRO	3	29	1:00:46.804	19.664	16.533	166.6	17	2:01.367	172.6
4	26	Team Lazarus	ITA	Fabrizio Crestani	ITA	Yannick Mettler	CHE	Bentley Continental GT3	PRO	4	29	1:01:00.954	33.814	14.150	166.0	16	2:01.363	172.6
5	88	JP Motorsport	POL	Patryk Krupinski	POL	Christian Klien	AUT	Mercedes AMG GT3 - 2016	PROAM	1	29	1:01:17.724	50.584	16.770	165.2	16	2:01.878	171.9
6	72	Optimum Motorsport	GBR	Nick Moss	GBR	Joe Osborne	GBR	McLaren 720 S GT3	PROAM	2	29	1:01:18.302	51.162	0.578	165.2	25	2:01.753	172.1
7	7	Optimum Motorsport	GBR	Brendan Iribe	USA	Ollie Millroy	GBR	McLaren 720 S GT3	PROAM	3	29	1:01:25.537	58.397	7.235	164.9	16	2:01.508	172.4
8	20	SPS Automotive Performance	DEU	Valentin Pierburg	DEU	Christian Hook	DEU	Mercedes AMG GT3 - 2020	AM	1	29	1:01:43.133	1:15.993	17.596	164.1	15	2:03.562	169.6
9	48	AF Corse / APM Monaco	ITA	Stephane Ortelli	MCO	Angelo Negro	ITA	Ferrari 488 GT3	PROAM	4	29	1:01:47.403	1:20.263	4.270	163.9	15	2:02.443	171.1
10	13	AKM Motorsport	SMR	Alexander Moiseev	RUS	Alexey Nesov	RUS	Mercedes AMG GT3 - 2020	AM	2	29	1:02:01.192	1:34.052	13.789	163.3	16	2:03.480	169.7
11	16	Teo Martín Motorsport	ESP	Marcelo Hahn	BRA	Christian Hahn	BRA	McLaren 720 s	PROAM	5	29	1:02:23.745	1:56.605	22.553	162.3	11	2:02.698	170.8
12	22	PZ Oberer Zürichsee by TFT	CHE	Niki Leutwiler	CHE			Porsche GT3-R	AM	3	28	1:00:41.391	1 Lap	1 Lap	161.1	17	2:02.897	170.5
Not classified: (Requirements: 75% of number laps of leader = 22 Laps)																		
	28	Team Lazarus	ITA	Stefano Coletti	ROU	Petru R. Umbrurescu	ROU	Bentley Continental GT3	PRO	5	1	2:41.124	28 Laps	27 Laps	130.0	1	2:41.124	130.0
	44	GetSpeed Performance	DEU	Florian Scholze	DEU	Jens Liebhauser	DEU	Mercedes AMG GT3 - 2020	AM	4								

Fastest lap Crestani - Mettler in 2:01.363 at 172.7 Km/h in lap 16

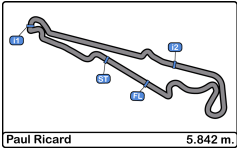
CAR #26 - 3 SECONDS TIME PENALTY TO BE ADDED TO RACE TIME - CUTTING CHICANE
 CAR #7 - 5 SECONDS TIME PENALTY TO BE ADDED TO RACE TIME - CAUSING A COLISION
 CAR #22 - 1 SECONDS TIME PENALTY TO BE ADDED TO RACE TIME - LESS TIME HANDICAP
 CAR #48 - 5 SECONDS TIME PENALTY TO BE ADDED TO RACE TIME - CAUSING A COLISION

Published at:.....

Track Temp: 49.6 °C Air Temp: 27.6 °C Humidity: 36 % Track Status: DRY

Stewards:	Race Director:	Timekeeper:
-----------	----------------	-------------





Paul Ricard
International GT Open
Race - 2
Provisional Results by Class



Cls	Nº	Entrant/Team	Nat	Driver 1	Nat	Driver 2	Nat	Vehicle	Cat	Cl	Laps	Total Time	Gap	Interval	Km/h	Best	Time	Km/h
PRO																		
1	17	AF Corse / APM Monaco	ITA	Louis Prette	MCO	Vincent Abril	MCO	Ferrari 488 GT3	PRO	1	29	1:00:27.140			167.5	23	2:02.126	171.6
2	59	Teo Martín Motorsport	ESP	Miguel Ramos	PRT	Henrique Chaves	PRT	McLaren 720 s	PRO	2	29	1:00:30.271	3.131	3.131	167.4	12	2:01.816	172.0
3	34	TF Sport	GBR	Salih Yoluc	TUR	Charlie Eastwood	IRL	Aston Martin	PRO	3	29	1:00:46.804	19.664	16.533	166.6	17	2:01.367	172.6
4	26	Team Lazarus	ITA	Fabrizio Crestani	ITA	Yannick Mettler	CHE	Bentley Continental GT3	PRO	4	29	1:01:00.954	33.814	14.150	166.0	16	2:01.363	172.6
Not classified: (Requirements: 75% of number laps of leader = 22 Laps)																		
28	Team Lazarus	ITA	Stefano Coletti	MCO	Petru R. Umbrurescu	ROU	Bentley Continental GT3	PRO	5	1	2:41.124	28 Laps	28 Laps	130.0	1	2:41.124	130.0	
PROAM																		
1	88	JP Motorsport	POL	Patryk Krupinski	POL	Christian Klien	AUT	Mercedes AMG GT3 - 2016	PROAM	1	29	1:01:17.724			165.2	16	2:01.878	171.9
2	72	Optimum Motorsport	GBR	Nick Moss	GBR	Joe Osborne	GBR	McLaren 720 S GT3	PROAM	2	29	1:01:18.302	51.162	0.578	165.2	25	2:01.753	172.1
3	7	Optimum Motorsport	GBR	Brendan Iribe	USA	Ollie Millroy	GBR	McLaren 720 S GT3	PROAM	3	29	1:01:25.537	58.397	7.235	164.9	16	2:01.508	172.4
4	48	AF Corse / APM Monaco	ITA	Stephane Ortelli	MCO	Angelo Negro	ITA	Ferrari 488 GT3	PROAM	4	29	1:01:47.403	1:20.263	21.866	163.9	15	2:02.443	171.1
5	16	Teo Martín Motorsport	ESP	Marcelo Hahn	BRA	Christian Hahn	BRA	McLaren 720 s	PROAM	5	29	1:02:23.745	1:56.605	36.342	162.3	11	2:02.698	170.8
AM																		
1	20	SPS Automotive Performance	DEU	Valentin Pierburg	DEU	Christian Hook	DEU	Mercedes AMG GT3 - 2020	AM	1	29	1:01:43.133			164.1	15	2:03.562	169.6
2	13	AKM Motorsport	UKR	Alexander Moiseev	RUS	Alexey Nesov	RUS	Mercedes AMG GT3 - 2020	AM	2	29	1:02:01.192	1:34.052	18.059	163.3	16	2:03.480	169.7
3	22	PZ Oberer Zürichsee by TFT	CHE	Niki Leutwiler	CHE			Porsche GT3-R	AM	3	28	1:00:41.391	1 Lap	1 Lap	161.1	17	2:02.897	170.5
Not classified: (Requirements: 75% of number laps of leader = 22 Laps)																		
44	GetSpeed Performance	DEU	Florian Scholze	DEU	Jens Liebhauser	DEU	Mercedes AMG GT3 - 2020	AM	4									

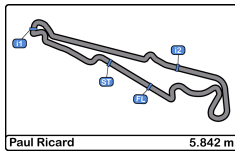
Fastest lap Crestani - Mettler in 2:01.363 at 172.7 Km/h in lap 16

Published at:.....

Track Temp: 49.6 °C Air Temp: 27.6 °C Humidity: 36 % Track Status: DRY

Stewards:	Race Director:	Timekeeper: 
------------------	-----------------------	----------------------------------------------------------------------------------------------------------





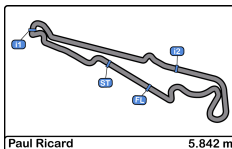
Paul Ricard
International GT Open
Race - 2



Provisional Classification by Driver Fastest Lap

Cl	N°	Entrant/Team	Nat	Vehicle	Driver	Nat	Cat	Cl	Laps	Best	Time	Gap	Interval	Km/h
1	26	Team Lazarus	ITA	Bentley Continental GT3	Fabrizio Crestani	ITA	PRO	1	15	2	2:01.363			172.6
2	34	TF Sport	GBR	Aston Martin	Charlie Eastwood	IRL	PRO	2	17	5	2:01.367	0.004	0.004	172.6
3	7	Optimum Motorsport	GBR	McLaren 720 S GT3	Ollie Millroy	GBR	PROAM	1	17	4	2:01.508	0.145	0.141	172.4
4	72	Optimum Motorsport	GBR	McLaren 720 S GT3	Joe Osborne	GBR	PROAM	2	17	13	2:01.753	0.390	0.245	172.1
5	59	Teo Martín Motorsport	ESP	McLaren 720 s	Henrique Chaves	PRT	PRO	3	16	12	2:01.816	0.453	0.063	172.0
6	88	JP Motorsport	POL	Mercedes AMG GT3 - 2016	Christian Klien	AUT	PROAM	3	17	4	2:01.878	0.515	0.062	171.9
7	17	AF Corse / APM Monaco	ITA	Ferrari 488 GT3	Louis Prette	MCO	PRO	4	12	6	2:02.126	0.763	0.248	171.6
8	17	AF Corse / APM Monaco	ITA	Ferrari 488 GT3	Vincent Abril	MCO	PRO	5	17	16	2:02.253	0.890	0.127	171.4
9	59	Teo Martín Motorsport	ESP	McLaren 720 s	Miguel Ramos	PRT	PRO	6	13	2	2:02.288	0.925	0.035	171.3
10	48	AF Corse / APM Monaco	ITA	Ferrari 488 GT3	Stephane Ortelli	MCO	PROAM	4	16	15	2:02.443	1.080	0.155	171.1
11	34	TF Sport	GBR	Aston Martin	Salih Yoluc	TUR	PRO	7	12	7	2:02.661	1.298	0.218	170.8
12	16	Teo Martín Motorsport	ESP	McLaren 720 s	Christian Hahn	BRA	PROAM	5	17	11	2:02.698	1.335	0.037	170.8
13	22	PZ Oberer Zürichsee by TFT	CHE	Porsche GT3-R	Niki Leutwiler	CHE	AM	1	28	17	2:02.897	1.534	0.199	170.5
14	26	Team Lazarus	ITA	Bentley Continental GT3	Yannick Mettler	CHE	PRO	8	14	13	2:03.435	2.072	0.538	169.7
15	13	AKM Motorsport	SMR	Mercedes AMG GT3 - 2020	Alexey Nesov	RUS	AM	2	17	16	2:03.480	2.117	0.045	169.7
16	20	SPS Automotive Performance	DEU	Mercedes AMG GT3 - 2020	Valentin Pierburg	DEU	AM	3	16	15	2:03.562	2.199	0.082	169.6
17	20	SPS Automotive Performance	DEU	Mercedes AMG GT3 - 2020	Christian Hook	DEU	AM	4	13	6	2:03.920	2.557	0.358	169.1
18	16	Teo Martín Motorsport	ESP	McLaren 720 s	Marcelo Hahn	BRA	PROAM	6	12	7	2:04.281	2.918	0.361	168.6
19	72	Optimum Motorsport	GBR	McLaren 720 S GT3	Nick Moss	GBR	PROAM	7	12	10	2:04.386	3.023	0.105	168.5
20	88	JP Motorsport	POL	Mercedes AMG GT3 - 2016	Patryk Krupinski	POL	PROAM	8	12	9	2:04.691	3.328	0.305	168.0
21	7	Optimum Motorsport	GBR	McLaren 720 S GT3	Brendan Iribe	USA	PROAM	9	12	6	2:04.791	3.428	0.100	167.9
22	13	AKM Motorsport	SMR	Mercedes AMG GT3 - 2020	Alexander Moiseev	RUS	AM	5	12	5	2:04.892	3.529	0.101	167.8
23	48	AF Corse / APM Monaco	ITA	Ferrari 488 GT3	Angelo Negro	ITA	PROAM	10	13	11	2:06.071	4.708	1.179	166.2
24	28	Team Lazarus	ITA	Bentley Continental GT3	Stefano Coletti	MCO	PRO	9	1	1	2:41.124	39.761	35.053	130.0





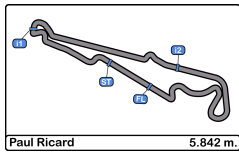
Paul Ricard
International GT Open
Race - 2



Distance and Speed Average

Cls	Nº	Entrant/Team	Nat	Driver 1	Nat	Driver 2	Nat	Vehicle	Cat	Cls	Laps	Distance	Total Time	Km/h
1	17	AF Corse / APM Monaco	ITA	Louis Prette	MCO	<u>Vincent Abril</u>	MCO	Ferrari 488 GT3	PRO	1	29	168.83	1:00:27.140	167.5
2	59	Teo Martín Motorsport	ESP	Miguel Ramos	PRT	<u>Henrique Chaves</u>	PRT	McLaren 720 s	PRO	2	29	168.83	1:00:30.271	167.4
3	34	TF Sport	GBR	<u>Salih Yoluc</u>	TUR	Charlie Eastwood	IRL	Aston Martin	PRO	3	29	168.83	1:00:46.804	166.6
4	26	Team Lazarus	ITA	Fabrizio Crestani	ITA	<u>Yannick Mettler</u>	CHE	Bentley Continental GT3	PRO	4	29	168.83	1:01:00.954	166.0
5	88	JP Motorsport	POL	<u>Patryk Krupinski</u>	POL	Christian Klien	AUT	Mercedes AMG GT3 - 2016	PROAM	1	29	168.83	1:01:17.724	165.2
6	72	Optimum Motorsport	GBR	<u>Nick Moss</u>	GBR	Joe Osborne	GBR	McLaren 720 S GT3	PROAM	2	29	168.83	1:01:18.302	165.2
7	7	Optimum Motorsport	GBR	<u>Brendan Iribe</u>	USA	Ollie Millroy	GBR	McLaren 720 S GT3	PROAM	3	29	168.83	1:01:25.537	164.9
8	20	SPS Automotive Performance	DEU	<u>Valentin Pierburg</u>	DEU	Christian Hook	DEU	Mercedes AMG GT3 - 2020	AM	1	29	168.83	1:01:43.133	164.1
9	48	AF Corse / APM Monaco	ITA	<u>Stephane Ortelli</u>	MCO	Angelo Negro	ITA	Ferrari 488 GT3	PROAM	4	29	168.83	1:01:47.403	163.9
10	13	AKM Motorsport	SMR	Alexander Moiseev	RUS	<u>Alexey Nesov</u>	RUS	Mercedes AMG GT3 - 2020	AM	2	29	168.83	1:02:01.192	163.3
11	16	Teo Martín Motorsport	ESP	Marcelo Hahn	BRA	<u>Christian Hahn</u>	BRA	McLaren 720 s	PROAM	5	29	168.83	1:02:23.745	162.3
12	22	PZ Oberer Zürichsee by TFT	CHE	Niki Leutwiler	CHE			Porsche GT3-R	AM	3	28	163.01	1:00:41.391	161.1
Not classified: (Requirements: 75% of number laps of leader = 22 Laps)														
	28	Team Lazarus	ITA	<u>Stefano Coletti</u>	MCO	Petru R. Umbrurescu	ROU	Bentley Continental GT3	PRO	5	1	05.82	2:41.124	130.0
	44	GetSpeed Performance	DEU	Florian Scholze	DEU	<u>Jens Liebhauser</u>	DEU	Mercedes AMG GT3 - 2020	AM	4				





Paul Ricard
International GT Open
Race - 2
Lap Analysis



7

1 Brendan Iribe

McLaren 720 S GT3

13

1 Alexander Moiseev

Mercedes AMG GT3 - 2020

PROAM

2 Ollie Millroy

Optimum Motorsport

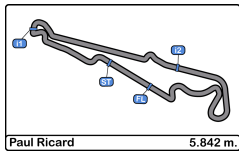
AM

2 Alexey Nesov

AKM Motorsport

Lap	D	Time	Sector 1	Sector 2	Sector 3	T. Spd	Elapsed	Lap	D	Time	Sector 1	Sector 2	Sector 3	T. Spd	Elapsed
1	1	2:14.839	41.582	38.823	54.434	237.8	2:14.839	1	2	2:13.420	41.215	38.376	53.829	223.6	2:13.420
2	1	2:06.300	35.516	37.392	53.392	244.8	4:21.139	2	2	2:06.364	35.177	37.905	53.282	239.4	4:19.784
3	1	2:05.279	34.596	37.362	53.321	244.3	6:26.418	3	2	2:05.233	34.983	37.662	52.588	241.0	6:25.017
4	1	2:04.886	34.527	37.397	52.962	243.2	8:31.304	4	2	2:05.732	34.651	38.109	52.972	240.0	8:30.749
5	1	2:05.268	34.739	37.732	52.797	240.0	10:36.572	5	2	2:04.207	34.332	37.367	52.508	236.8	10:34.956
6	1	2:04.791	34.359	37.557	52.875	243.7	12:41.363	6	2	2:04.076	34.351	37.350	52.375	239.4	12:39.032
7	1	2:20.099	34.183	37.090	1:08.826	242.1	15:01.462	7	2	2:04.261	34.383	37.337	52.541	238.9	14:43.293
8	1	2:05.383	34.899	37.318	53.166	235.8	17:06.845	8	2	2:04.930	34.434	37.448	53.048	239.4	16:48.223
9	1	2:04.899	34.403	37.339	53.157	241.6	19:11.744	9	2	2:03.967	34.231	37.401	52.335	237.8	18:52.190
10	1	2:05.383	34.547	37.335	53.501	242.1	21:17.127	10	2	2:04.034	34.145	37.400	52.489	239.4	20:56.224
11	1	2:05.303	34.676	37.368	53.259	242.6	23:22.430	11	2	2:03.742	34.002	37.450	52.290	238.9	22:59.966
12	1	3:01.333 P	34.506	37.080	1:49.747	241.0	26:23.763	12	2	2:03.706	34.147	37.276	52.283	240.0	25:03.672
13	2	2:18.339	50.550	36.535	51.254	148.9	28:42.102	13	2	2:03.708	34.180	37.343	52.185	240.5	27:07.380
14	2	2:02.120	33.432	36.631	52.057	244.8	30:44.222	14	2	2:03.950	34.211	37.386	52.353	240.0	29:11.330
15	2	2:02.119	33.651	37.111	51.357	245.4	32:46.341	15	2	2:03.518	34.065	37.221	52.232	240.5	31:14.848
16	2	2:01.508	33.440	36.505	51.563	244.8	34:47.849	16	2	2:03.480	34.230	37.308	51.942	240.5	33:18.328
17	2	2:02.044	33.666	36.661	51.717	246.0	36:49.893	17	2	3:16.448 P	34.104	37.081	2:05.263	241.0	36:34.776
18	2	2:02.268	33.884	36.750	51.634	245.4	38:52.161	18	1	2:22.107	51.267	37.945	52.895	150.4	38:56.883
19	2	2:02.045	33.723	36.646	51.676	246.0	40:54.206	19	1	2:05.409	34.941	37.521	52.947	241.0	41:02.292
20	2	2:02.408	33.689	36.747	51.972	246.0	42:56.614	20	1	2:05.031	34.629	37.429	52.973	238.9	43:07.323
21	2	2:02.512	33.450	36.935	52.127	244.3	44:59.126	21	1	2:05.007	34.572	37.627	52.808	238.9	45:12.330
22	2	2:02.057	33.478	36.825	51.754	245.4	47:01.183	22	1	2:04.892	34.594	37.614	52.684	240.0	47:17.222
23	2	2:02.913	33.694	36.603	52.616	246.5	49:04.096	23	1	2:06.545	34.487	37.704	54.354	240.0	49:23.767
24	2	2:03.274	34.082	37.400	51.792	243.7	51:07.370	24	1	2:06.387	35.196	37.809	53.382	240.5	51:30.154
25	2	2:02.302	33.876	36.778	51.648	244.8	53:09.672	25	1	2:05.381	34.633	37.541	53.207	238.9	53:35.535
26	2	2:02.914	34.178	36.723	52.013	240.5	55:12.586	26	1	2:05.651	34.681	37.491	53.479	238.9	55:41.186
27	2	2:03.086	34.166	36.782	52.138	241.6	57:15.672	27	1	2:05.766	34.657	37.797	53.312	241.0	57:46.952
28	2	2:02.441	33.749	36.694	51.998	244.8	59:18.113	28	1	2:06.716	34.847	38.054	53.815	240.5	59:53.668
29	2	2:02.424	33.946	36.582	51.896	245.4	1:01:20.537	29	1	2:07.524	35.288	38.523	53.713	238.9	1:02:01.192





Paul Ricard
International GT Open
Race - 2
Lap Analysis



16

1 Marcelo Hahn

McLaren 720 s **17**

1 Louis Prette

Ferrari 488 GT3

PROAM

2 Christian Hahn

Teo Martin Motorsport

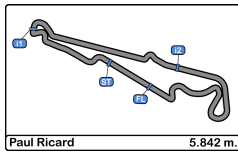
PRO

2 Vincent Abril

AF Corse / APM Monaco

Lap	D	Time	Sector 1	Sector 2	Sector 3	T. Spd	Elapsed	Lap	D	Time	Sector 1	Sector 2	Sector 3	T. Spd	Elapsed
1	2	2:09.638	39.133	37.828	52.677	232.2	2:09.638	1	2	2:05.873	36.668	37.217	51.988	231.2	2:05.873
2	2	2:03.853	34.183	37.190	52.480	242.1	4:13.491	2	2	2:03.285	34.305	37.056	51.924	237.8	4:09.158
3	2	2:03.303	33.989	36.934	52.380	242.1	6:16.794	3	2	2:02.885	33.909	36.969	52.007	237.3	6:12.043
4	2	2:03.768	34.301	37.030	52.437	240.5	8:20.562	4	2	2:02.715	34.006	36.919	51.790	237.3	8:14.758
5	2	2:04.112	34.040	37.208	52.864	240.5	10:24.674	5	2	2:02.679	33.939	36.947	51.793	237.8	10:17.437
6	2	2:03.609	34.010	37.195	52.404	243.7	12:28.283	6	2	2:02.521	33.664	36.924	51.933	238.4	12:19.958
7	2	2:03.409	34.040	37.046	52.323	242.6	14:31.692	7	2	2:02.333	33.691	36.779	51.863	239.4	14:22.291
8	2	2:03.058	33.817	37.130	52.111	241.0	16:34.750	8	2	2:02.724	33.872	37.077	51.775	237.3	16:25.015
9	2	2:02.892	33.803	37.066	52.023	243.2	18:37.642	9	2	2:02.605	33.741	37.007	51.857	238.9	18:27.620
10	2	2:03.921	33.797	37.063	53.061	242.6	20:41.563	10	2	2:02.406	33.701	37.008	51.697	238.9	20:30.026
11	2	2:02.698	33.517	37.096	52.085	244.3	22:44.261	11	2	2:02.361	33.671	36.886	51.804	239.4	22:32.387
12	2	2:03.693	33.784	37.420	52.489	242.1	24:47.954	12	2	2:02.454	33.752	37.001	51.701	238.9	24:34.841
13	2	2:03.396	33.844	36.997	52.555	243.2	26:51.350	13	2	2:02.448	33.786	36.965	51.697	240.0	26:37.289
14	2	2:03.079	33.932	37.126	52.021	242.1	28:54.429	14	2	2:02.903	34.291	36.970	51.642	238.9	28:40.192
15	2	2:02.744	33.733	36.881	52.130	244.3	30:57.173	15	2	2:02.418	33.768	37.008	51.642	240.0	30:42.610
16	2	2:02.811	33.647	37.153	52.011	243.2	32:59.984	16	2	2:02.253	33.657	37.108	51.488	240.0	32:44.863
17	2	2:09.811 P	33.741	36.929	59.141	242.1	35:09.795	17	2	2:53.173 P	33.844	36.860	1:42.469	238.4	35:38.036
18	1	3:13.406	1:42.665	37.094	53.647	128.2	38:23.201	18	1	2:19.711	50.845	37.168	51.698	145.1	37:57.747
19	1	2:04.891	35.409	37.100	52.382	240.0	40:28.092	19	1	2:02.329	33.850	36.974	51.505	236.8	40:00.076
20	1	2:04.627	34.246	37.307	53.074	240.5	42:32.719	20	1	2:02.317	33.866	36.896	51.555	237.3	42:02.393
21	1	2:40.542 P	35.404	43.964	1:21.174	240.5	45:13.261	21	1	2:02.855	33.957	37.032	51.866	237.8	44:05.248
22	1	2:36.165	1:06.135	37.780	52.250	148.3	47:49.426	22	1	2:03.069	33.941	37.278	51.850	237.3	46:08.317
23	1	2:06.059	34.841	37.324	53.894	240.5	49:55.485	23	1	2:02.126	33.588	36.939	51.599	238.4	48:10.443
24	1	2:04.281	34.478	37.265	52.538	239.4	51:59.766	24	1	2:03.207	33.666	37.017	52.524	237.8	50:13.650
25	1	2:04.739	34.262	37.708	52.769	240.5	54:04.505	25	1	2:02.839	34.264	36.927	51.648	235.8	52:16.489
26	1	2:05.131	34.870	37.655	52.606	238.9	56:09.636	26	1	2:02.911	33.919	37.052	51.940	238.4	54:19.400
27	1	2:04.865	34.481	37.766	52.618	239.4	58:14.501	27	1	2:02.219	33.750	36.764	51.705	239.4	56:21.619
28	1	2:04.338	34.468	37.373	52.497	239.4	1:00:18.839	28	1	2:02.434	33.655	37.003	51.776	238.9	58:24.053
29	1	2:04.906	34.478	37.510	52.918	239.4	1:02:23.745	29	1	2:03.087	33.857	36.995	52.235	238.9	1:00:27.140





Paul Ricard
International GT Open
Race - 2
Lap Analysis



20

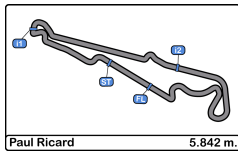
1 Valentin Pierburg Mercedes AMG GT3 - 2020
 AM 2 Christian Hook SPS Automotive Performance

22

1 Niki Leutwiler Porsche GT3-R
 AM 2 PZ Oberer Zürichsee by TFT

Lap	D	Time	Sector 1	Sector 2	Sector 3	T. Spd	Elapsed	Lap	D	Time	Sector 1	Sector 2	Sector 3	T. Spd	Elapsed
1	1	2:14.038	39.886	39.011	55.141	234.7	2:14.038	1	1	2:12.248	40.958	38.061	53.229	222.6	2:12.248
2	1	2:08.000	35.698	38.605	53.697	239.4	4:22.038	2	1	2:04.669	34.429	37.327	52.913	240.0	4:16.917
3	1	2:06.543	35.861	37.322	53.360	239.4	6:28.581	3	1	2:05.374	34.487	37.695	53.192	240.0	6:22.291
4	1	2:05.025	34.481	37.395	53.149	237.3	8:33.606	4	1	2:05.072	34.690	37.490	52.892	238.4	8:27.363
5	1	2:04.961	34.394	37.455	53.112	237.8	10:38.567	5	1	2:04.637	34.606	37.539	52.492	237.8	10:32.000
6	1	2:05.333	34.436	37.625	53.272	238.9	12:43.900	6	1	2:04.886	34.332	37.525	53.029	240.0	12:36.886
7	1	2:05.208	34.678	37.359	53.171	237.8	14:49.108	7	1	2:05.747	34.524	38.179	53.044	238.9	14:42.633
8	1	2:04.969	34.625	37.586	52.758	237.3	16:54.077	8	1	2:06.026	34.541	37.531	53.954	238.9	16:48.659
9	1	2:04.553	34.227	37.563	52.763	239.4	18:58.630	9	1	2:04.624	34.613	37.574	52.437	240.0	18:53.283
10	1	2:04.974	34.327	37.407	53.240	237.3	21:03.604	10	1	2:03.869	34.164	37.325	52.380	241.0	20:57.152
11	1	2:03.815	33.895	37.320	52.600	237.8	23:07.419	11	1	2:04.324	34.316	37.556	52.452	242.6	23:01.476
12	1	2:03.763	34.017	37.189	52.557	237.8	25:11.182	12	1	2:04.313	34.206	37.500	52.607	240.5	25:05.789
13	1	2:04.047	34.200	37.342	52.505	238.4	27:15.229	13	1	2:04.092	34.286	37.343	52.463	240.5	27:09.881
14	1	2:03.978	34.024	37.277	52.677	238.4	29:19.207	14	1	2:04.090	34.115	37.348	52.627	241.6	29:13.971
15	1	2:03.562	33.951	37.296	52.315	238.9	31:22.769	15	1	2:11.162 P	34.297	37.439	59.426	241.0	31:25.133
16	1	2:56.916 P	34.112	37.281	1:45.523	237.8	34:19.685	16	1	3:09.461	1:40.400	37.215	51.846	129.8	34:34.594
17	2	2:23.316	51.793	37.449	54.074	147.5	36:43.001	17	2	2:02.897	34.074	36.952	51.871	238.9	36:37.491
18	2	2:04.927	34.904	37.367	52.656	239.4	38:47.928	18	2	2:03.219	34.105	37.084	52.030	238.9	38:40.710
19	2	2:04.380	34.687	37.133	52.560	238.4	40:52.308	19	2	2:03.666	34.223	37.127	52.316	238.4	40:44.376
20	2	2:06.020	34.322	37.345	54.353	238.9	42:58.328	20	2	2:03.135	33.986	37.312	51.837	239.4	42:47.511
21	2	2:05.230	34.604	37.472	53.154	238.9	45:03.558	21	2	2:05.103	34.324	37.719	53.060	240.0	44:52.614
22	2	2:03.920	34.091	37.352	52.477	238.4	47:07.478	22	2	2:03.352	33.944	37.168	52.240	239.4	46:55.966
23	2	2:05.930	34.204	37.192	54.534	240.0	49:13.408	23	2	3:23.062	34.003	37.190	2:11.869	241.6	50:19.028
24	2	2:05.017	34.704	37.325	52.988	237.3	51:18.425	24	2	2:04.860	35.110	37.461	52.289	235.8	52:23.888
25	2	2:05.347	34.776	37.511	53.060	237.8	53:23.772	25	2	2:05.287	34.310	37.444	53.533	240.0	54:29.175
26	2	2:04.308	34.492	37.027	52.789	240.0	55:28.080	26	2	2:03.966	34.416	37.065	52.485	240.0	56:33.141
27	2	2:04.264	34.313	37.176	52.775	239.4	57:32.344	27	2	2:03.901	34.180	37.190	52.531	240.0	58:37.042
28	2	2:04.266	34.538	37.119	52.609	238.9	59:36.610	28	2	2:03.349	34.306	37.066	51.977	239.4	1:00:40.391
29	2	2:06.523	34.275	37.258	54.990	239.4	1:01:43.133								





Paul Ricard
International GT Open
Race - 2
Lap Analysis



26

1 Fabrizio Crestani Bentley Continental GT3
 PRO 2 Yannick Mettler Team Lazarus

34

1 Salih Yoluc Aston Martin
 PRO 2 Charlie Eastwood TF Sport

Lap	D	Time	Sector 1	Sector 2	Sector 3	T. Spd	Elapsed	Lap	D	Time	Sector 1	Sector 2	Sector 3	T. Spd	Elapsed
1	2	2:14.300	41.401	38.500	54.399	228.3	2:14.300	1	1	2:08.761	38.839	37.723	52.199	230.2	2:08.761
2	2	2:05.769	34.722	37.588	53.459	247.7	4:20.069	2	1	2:03.703	34.347	37.155	52.201	241.0	4:12.464
3	2	2:04.526	34.418	37.365	52.743	248.2	6:24.595	3	1	2:03.327	34.116	37.018	52.193	240.5	6:15.791
4	2	2:04.161	34.330	37.172	52.659	247.7	8:28.756	4	1	2:03.220	34.090	36.993	52.137	239.4	8:19.011
5	2	2:04.002	34.255	37.098	52.649	246.0	10:32.758	5	1	2:03.443	34.270	37.104	52.069	239.4	10:22.454
6	2	2:04.561	34.136	37.221	53.204	247.7	12:37.319	6	1	2:03.026	34.017	36.937	52.072	241.0	12:25.480
7	2	2:04.678	34.774	36.744	53.160	246.5	14:41.997	7	1	2:02.661	33.834	36.835	51.992	240.5	14:28.141
8	2	2:04.946	34.635	37.111	53.200	238.9	16:46.943	8	1	2:03.443	33.875	37.046	52.522	240.0	16:31.584
9	2	2:03.951	34.451	37.165	52.335	246.5	18:50.894	9	1	2:03.207	33.944	37.058	52.205	238.4	18:34.791
10	2	2:03.669	33.983	37.074	52.612	247.1	20:54.563	10	1	2:03.663	34.004	37.353	52.306	241.6	20:38.454
11	2	2:03.680	34.330	36.840	52.510	247.1	22:58.243	11	1	2:03.512	33.947	37.118	52.447	242.1	22:41.966
12	2	2:03.625	34.195	36.850	52.580	246.0	25:01.868	12	1	3:12.581 P	34.690	38.537	1:59.354	241.0	25:54.547
13	2	2:03.435	33.997	36.929	52.509	247.1	27:05.303	13	2	2:18.200	50.061	36.791	51.348	145.9	28:12.747
14	2	2:10.687 P	34.302	37.020	59.365	247.1	29:15.990	14	2	2:01.855	33.670	36.564	51.621	242.1	30:14.602
15	1	3:03.480	1:35.503	36.412	51.565	146.5	32:19.470	15	2	2:01.873	33.603	36.708	51.562	241.0	32:16.475
16	1	2:01.363	33.328	36.345	51.690	246.0	34:20.833	16	2	2:01.674	33.618	36.629	51.427	240.5	34:18.149
17	1	2:01.625	33.452	36.340	51.833	246.5	36:22.458	17	2	2:01.367	33.523	36.632	51.212	242.1	36:19.516
18	1	2:02.061	33.642	36.419	52.000	247.7	38:24.519	18	2	2:03.480	33.718	36.680	53.082	242.6	38:22.996
19	1	2:04.419	35.025	36.974	52.420	247.7	40:28.938	19	2	2:02.130	34.063	36.668	51.399	240.0	40:25.126
20	1	2:04.080	33.906	37.107	53.067	246.5	42:33.018	20	2	2:01.679	33.676	36.695	51.308	240.5	42:26.805
21	1	2:03.510	34.208	36.961	52.341	247.7	44:36.528	21	2	2:01.888	33.585	36.743	51.560	241.6	44:28.693
22	1	2:02.593	33.764	36.735	52.094	246.0	46:39.121	22	2	2:01.962	33.695	36.777	51.490	241.6	46:30.655
23	1	2:02.972	33.576	36.808	52.588	247.7	48:42.093	23	2	2:02.174	33.691	36.751	51.732	242.6	48:32.829
24	1	2:03.050	33.685	37.004	52.361	244.8	50:45.143	24	2	2:02.408	33.777	36.670	51.961	241.0	50:35.237
25	1	2:02.684	33.793	36.854	52.037	246.5	52:47.827	25	2	2:02.288	34.098	36.625	51.565	241.0	52:37.525
26	1	2:02.217	33.634	36.548	52.035	247.1	54:50.044	26	2	2:02.335	33.670	36.695	51.970	242.1	54:39.860
27	1	2:02.611	33.738	36.743	52.130	248.2	56:52.655	27	2	2:02.185	33.717	36.529	51.939	241.6	56:42.045
28	1	2:02.607	33.678	36.805	52.124	247.1	58:55.262	28	2	2:02.444	33.846	36.627	51.971	242.1	58:44.489
29	1	2:02.692	33.794	36.798	52.100	247.1	1:00:57.954	29	2	2:02.315	33.965	36.605	51.745	241.0	1:00:46.804

28

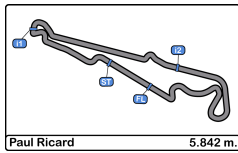
1 Stefano Coletti Bentley Continental GT3
 PRO 2 Petru R. Umbrurescu Team Lazarus

44

1 Florian Scholze Mercedes AMG GT3 - 2020
 AM 2 Jens Liebhauser GetSpeed Performance

Lap	D	Time	Sector 1	Sector 2	Sector 3	T. Spd	Elapsed	Lap	D	Time	Sector 1	Sector 2	Sector 3	T. Spd	Elapsed
1	1	2:41.124 P	57.619	38.808	1:04.697	238.9	2:41.124								





Paul Ricard
International GT Open
Race - 2
Lap Analysis



48

1 Stephane Ortelli

Ferrari 488 GT3

59

1 Miguel Ramos

McLaren 720 s

PROAM

2 Angelo Negro

AF Corse / APM Monaco

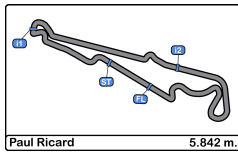
PRO

2 Henrique Chaves

Teo Martín Motorsport

Lap	D	Time	Sector 1	Sector 2	Sector 3	T. Spd	Elapsed	Lap	D	Time	Sector 1	Sector 2	Sector 3	T. Spd	Elapsed
1	1	2:10.768	39.552	38.599	52.617	231.2	2:10.768	1	2	2:06.359	37.103	37.220	52.036	235.2	2:06.359
2	1	2:03.680	34.090	37.306	52.284	240.5	4:14.448	2	2	2:03.447	34.322	36.967	52.158	241.0	4:09.806
3	1	2:03.153	34.070	37.150	51.933	240.5	6:17.601	3	2	2:02.706	33.784	36.965	51.957	240.0	6:12.512
4	1	2:03.318	33.915	37.132	52.271	240.0	8:20.919	4	2	2:02.906	33.926	36.985	51.995	240.0	8:15.418
5	1	2:03.376	34.112	37.172	52.092	240.5	10:24.295	5	2	2:02.746	33.777	36.992	51.977	239.4	10:18.164
6	1	2:03.211	33.750	37.247	52.214	241.0	12:27.506	6	2	2:02.177	33.462	36.854	51.861	240.5	12:20.341
7	1	2:03.021	33.859	36.996	52.166	240.5	14:30.527	7	2	2:02.390	33.748	36.922	51.720	240.5	14:22.731
8	1	2:03.104	33.953	37.255	51.896	239.4	16:33.631	8	2	2:02.771	33.870	37.056	51.845	240.5	16:25.502
9	1	2:03.133	33.816	37.200	52.117	240.5	18:36.764	9	2	2:02.529	33.692	36.913	51.924	241.0	18:28.031
10	1	2:02.714	33.797	36.938	51.979	241.6	20:39.478	10	2	2:04.017	33.738	37.021	53.258	242.1	20:32.048
11	1	2:02.800	33.640	37.168	51.992	242.6	22:42.278	11	2	2:02.054	33.409	36.913	51.732	241.0	22:34.102
12	1	2:04.183	34.577	37.611	51.995	241.6	24:46.461	12	2	2:01.816	33.548	36.754	51.514	239.4	24:35.918
13	1	2:02.623	33.742	36.849	52.032	240.5	26:49.084	13	2	2:02.191	33.535	36.901	51.755	241.6	26:38.109
14	1	2:03.168	33.721	36.989	52.458	240.5	28:52.252	14	2	2:02.663	34.043	36.876	51.744	240.5	28:40.772
15	1	2:02.443	33.666	37.000	51.777	242.6	30:54.695	15	2	2:03.225	33.688	37.235	52.302	242.6	30:43.997
16	1	2:56.894 P	33.549	37.512	1:45.833	241.0	33:51.589	16	2	2:09.241 P	33.546	37.486	58.209	243.7	32:53.238
17	2	2:24.932	51.794	38.347	54.791	153.6	36:16.521	17	1	3:03.461	1:34.996	36.787	51.678	151.6	35:56.699
18	2	2:06.386	35.137	36.399	54.850	237.3	38:22.907	18	1	2:02.288	33.845	36.641	51.802	238.9	37:58.987
19	2	2:09.468	37.037	38.264	54.167	237.8	40:32.375	19	1	2:02.458	33.697	36.952	51.809	240.5	40:01.445
20	2	2:06.296	34.876	37.800	53.620	238.4	42:38.671	20	1	2:02.773	33.724	36.890	52.159	240.0	42:04.218
21	2	2:06.616	34.543	38.060	54.013	240.5	44:45.287	21	1	2:02.788	33.661	37.142	51.985	241.6	44:07.006
22	2	2:06.807	34.671	38.059	54.077	238.9	46:52.094	22	1	2:02.885	33.869	36.917	52.099	240.0	46:09.891
23	2	2:08.965	34.875	38.418	55.672	240.0	49:01.059	23	1	2:02.569	33.652	37.030	51.887	242.1	48:12.460
24	2	2:08.979	36.527	37.729	54.723	236.3	51:10.038	24	1	2:03.378	33.715	36.725	52.938	240.5	50:15.838
25	2	2:06.275	34.980	37.851	53.444	240.5	53:16.313	25	1	2:02.993	34.467	36.801	51.725	239.4	52:18.831
26	2	2:06.222	34.533	37.697	53.992	240.5	55:22.535	26	1	2:02.513	33.632	36.898	51.983	241.6	54:21.344
27	2	2:06.071	34.636	37.581	53.854	240.0	57:28.606	27	1	2:02.560	33.724	36.809	52.027	241.0	56:23.904
28	2	2:06.850	35.498	37.434	53.918	239.4	59:35.456	28	1	2:02.790	33.630	36.957	52.203	242.1	58:26.694
29	2	2:06.947	34.730	37.758	54.459	240.0	1:01:42.403	29	1	2:03.577	34.173	37.034	52.370	241.0	1:00:30.271





Paul Ricard
International GT Open
Race - 2
Lap Analysis



72

1 Nick Moss

McLaren 720 S GT3

88

1 Patryk Krupinski

Mercedes AMG GT3 - 2016

PROAM

2 Joe Osborne

Optimum Motorsport

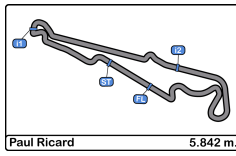
PROAM

2 Christian Klien

JP Motorsport

Lap	D	Time	Sector 1	Sector 2	Sector 3	T. Spd	Elapsed	Lap	D	Time	Sector 1	Sector 2	Sector 3	T. Spd	Elapsed
1	1	2:15.345	42.195	38.590	54.560	205.7	2:15.345	1	1	2:13.147	40.386	38.756	54.005	240.0	2:13.147
2	1	2:06.989	35.899	37.528	53.562	242.6	4:22.334	2	1	2:05.886	35.117	37.721	53.048	238.9	4:19.033
3	1	2:05.049	34.924	37.084	53.041	243.2	6:27.383	3	1	2:05.224	34.435	37.608	53.181	239.4	6:24.257
4	1	2:04.583	34.569	37.093	52.921	242.6	8:31.966	4	1	2:06.963	35.278	37.868	53.817	238.9	8:31.220
5	1	2:05.158	35.010	37.541	52.607	242.6	10:37.124	5	1	2:06.738	35.278	38.309	53.151	235.8	10:37.958
6	1	2:04.739	34.467	37.199	53.073	243.7	12:41.863	6	1	2:05.376	34.408	37.782	53.186	242.1	12:43.334
7	1	2:06.177	34.313	37.077	54.787	243.2	14:48.040	7	1	2:05.236	34.451	37.650	53.135	239.4	14:48.570
8	1	2:04.626	34.460	37.371	52.795	238.9	16:52.666	8	1	2:04.949	34.561	37.502	52.886	239.4	16:53.519
9	1	2:11.234	34.282	43.288	53.664	241.6	19:03.900	9	1	2:04.691	34.192	37.598	52.901	240.5	18:58.210
10	1	2:04.386	34.373	37.237	52.776	241.6	21:08.286	10	1	2:11.384	33.918	37.539	59.927	239.4	21:09.594
11	1	2:05.810	34.819	37.533	53.458	238.4	23:14.096	11	1	2:05.266	34.505	37.698	53.063	241.0	23:14.860
12	1	3:05.414 P	34.469	37.061	1:53.884	242.1	26:19.510	12	1	2:58.620 P	34.875	38.263	1:45.482	240.5	26:13.480
13	2	2:21.562	52.961	37.014	51.587	148.9	28:41.072	13	2	2:19.230	49.842	37.221	52.167	150.0	28:32.710
14	2	2:02.311	33.665	36.931	51.715	243.2	30:43.383	14	2	2:02.480	33.823	37.024	51.633	240.5	30:35.190
15	2	2:02.298	33.493	36.882	51.923	243.2	32:45.681	15	2	2:02.080	33.602	37.034	51.444	240.0	32:37.270
16	2	2:01.948	33.516	36.613	51.819	242.6	34:47.629	16	2	2:01.878	33.617	36.841	51.420	239.4	34:39.148
17	2	2:01.958	33.449	36.852	51.657	242.6	36:49.587	17	2	2:03.611	33.876	36.947	52.788	241.0	36:42.759
18	2	2:02.354	33.671	36.960	51.723	242.6	38:51.941	18	2	2:02.319	33.846	36.827	51.646	240.0	38:45.078
19	2	2:01.886	33.510	36.768	51.608	243.2	40:53.827	19	2	2:02.504	33.766	36.986	51.752	239.4	40:47.582
20	2	2:01.922	33.586	36.690	51.646	243.7	42:55.749	20	2	2:02.674	33.823	36.997	51.854	240.5	42:50.256
21	2	2:02.595	33.530	37.189	51.876	243.2	44:58.344	21	2	2:03.719	33.798	37.297	52.624	240.0	44:53.975
22	2	2:02.391	33.481	37.067	51.843	242.6	47:00.735	22	2	2:02.952	33.813	37.071	52.068	240.5	46:56.927
23	2	2:02.740	33.486	36.808	52.446	244.8	49:03.475	23	2	2:05.084	33.804	36.964	54.316	242.6	49:02.011
24	2	2:03.404	34.299	37.503	51.602	242.6	51:06.879	24	2	2:03.334	34.780	36.942	51.612	239.4	51:05.345
25	2	2:01.753	33.497	36.850	51.406	243.7	53:08.632	25	2	2:02.307	33.725	36.843	51.739	240.0	53:07.652
26	2	2:01.951	33.516	36.624	51.811	244.3	55:10.583	26	2	2:02.568	33.737	36.937	51.894	240.5	55:10.220
27	2	2:02.674	33.688	37.002	51.984	244.8	57:13.257	27	2	2:02.604	33.820	36.917	51.867	241.0	57:12.824
28	2	2:02.515	33.637	37.118	51.760	243.2	59:15.772	28	2	2:02.509	33.824	36.977	51.708	240.0	59:15.333
29	2	2:02.530	33.658	37.293	51.579	244.8	1:01:18.302	29	2	2:02.391	33.836	37.036	51.519	241.0	1:01:17.724





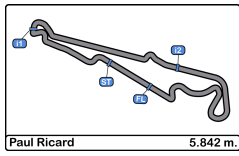
Paul Ricard
International GT Open
Race - 2
Analysis by Lap



Paul Ricard 5.842 m

Num	Lap Time	Gap	Num	Lap Time	Gap	Num	Lap Time	Gap	Num	Lap Time	Gap	Num	Lap Time	Gap
Lap 1			72	2:05.049	15.340	7	2:04.791	21.405	13	2:03.967	24.570	26	2:03.625	27.027
17	2:05.873		20	2:06.543	16.538	72	2:04.739	21.905	22	2:04.624	25.663	13	2:03.706	28.831
59	2:06.359	00.486	Num	Lap Time	Gap	88	2:05.376	23.376	88	2:04.691	30.590	22	2:04.313	30.948
34	2:08.761	02.888	Lap 4			20	2:05.333	23.942	20	2:04.553	31.010	20	2:03.763	36.341
16	2:09.638	03.765	17	2:02.715		Num	Lap Time	Gap	72	2:11.234	36.280	34	3:12.581	1:19.706
48	2:10.768	04.895	59	2:02.906	00.660	Lap 7			7	2:04.899	44.124	88	2:58.620	1:38.639
22	2:12.248	06.375	34	2:03.220	04.253	17	2:02.333		Num	Lap Time	Gap	72	3:05.414	1:44.669
88	2:13.147	07.274	16	2:03.768	05.804	59	2:02.390	00.440	Lap 10			7	3:01.333	1:48.922
13	2:13.420	07.547	48	2:03.318	06.161	34	2:02.661	05.850	17	2:02.406		Num	Lap Time	Gap
20	2:14.038	08.165	22	2:05.072	12.605	48	2:03.021	08.236	59	2:04.017	02.022	Lap 13		
26	2:14.300	08.427	26	2:04.161	13.998	16	2:03.409	09.401	34	2:03.663	08.428	17	2:02.448	
7	2:14.839	08.966	13	2:05.732	15.991	26	2:04.678	19.706	48	2:02.714	09.452	59	2:02.191	00.820
72	2:15.345	09.472	88	2:06.963	16.462	22	2:05.747	20.342	16	2:03.921	11.537	48	2:02.623	11.795
28	2:41.124	35.251	7	2:04.886	16.546	13	2:04.261	21.002	26	2:03.669	24.537	16	2:03.396	14.061
Num	Lap Time	Gap	72	2:04.583	17.208	72	2:06.177	25.749	13	2:04.034	26.198	26	2:03.435	28.014
Lap 2			20	2:05.025	18.848	88	2:05.236	26.279	22	2:03.869	27.126	13	2:03.708	30.091
17	2:03.285		Num	Lap Time	Gap	20	2:05.208	26.817	20	2:04.974	33.578	22	2:04.092	32.592
59	2:03.447	00.648	Lap 5			7	2:20.099	39.171	72	2:04.386	38.260	20	2:04.047	37.940
34	2:03.703	03.306	17	2:02.679		Num	Lap Time	Gap	88	2:11.384	39.568	34	2:18.200	1:35.458
16	2:03.853	04.333	59	2:02.746	00.727	Lap 8			7	2:05.383	47.101	88	2:19.230	1:55.421
48	2:03.680	05.290	34	2:03.443	05.017	17	2:02.724		Num	Lap Time	Gap	Num	Lap Time	Gap
22	2:04.669	07.759	48	2:03.376	06.858	59	2:02.771	00.487	Lap 11			Lap 14		
88	2:05.886	09.875	16	2:04.112	07.237	34	2:03.443	06.569	17	2:02.361		17	2:02.903	
13	2:06.364	10.626	22	2:04.637	14.563	48	2:03.104	08.616	59	2:02.054	01.715	59	2:02.663	00.580
26	2:05.769	10.911	26	2:04.002	15.321	16	2:03.058	09.735	34	2:03.512	09.579	72	2:21.562	1 Lap
7	2:06.300	11.981	13	2:04.207	17.519	26	2:04.946	21.928	48	2:02.800	09.891	7	2:18.339	1 Lap
20	2:08.000	12.880	7	2:05.268	19.135	13	2:04.930	23.208	16	2:02.698	11.874	48	2:03.168	12.060
72	2:06.989	13.176	72	2:05.158	19.687	22	2:06.026	23.644	26	2:03.680	25.856	16	2:03.079	14.237
Num	Lap Time	Gap	88	2:06.738	20.521	72	2:04.626	27.651	13	2:03.742	27.579	13	2:03.950	31.138
Lap 3			20	2:04.961	21.130	88	2:04.949	28.504	22	2:04.324	29.089	22	2:04.090	33.779
17	2:02.885		Num	Lap Time	Gap	20	2:04.969	29.062	20	2:03.815	35.032	26	2:10.687	35.798
59	2:02.706	00.469	Lap 6			7	2:05.383	41.830	72	2:05.810	41.709	20	2:03.978	39.015
34	2:03.327	03.748	17	2:02.521		Num	Lap Time	Gap	88	2:05.266	42.473	34	2:01.855	1:34.410
16	2:03.303	04.751	59	2:02.177	00.383	Lap 9			7	2:05.303	50.043	88	2:02.480	1:54.998
48	2:03.153	05.558	34	2:03.026	05.522	17	2:02.605		Num	Lap Time	Gap	Num	Lap Time	Gap
22	2:05.374	10.248	48	2:03.211	07.548	59	2:02.529	00.411	Lap 12			Lap 15		
88	2:05.224	12.214	16	2:03.609	08.325	34	2:03.207	07.171	17	2:02.454		17	2:02.418	
26	2:04.526	12.552	22	2:04.886	16.928	48	2:03.133	09.144	59	2:01.816	01.077	72	2:02.311	1 Lap
13	2:05.233	12.974	26	2:04.561	17.361	16	2:02.892	10.022	48	2:04.183	11.620	59	2:03.225	01.387
7	2:05.279	14.375	13	2:04.076	19.074	26	2:03.951	23.274	16	2:03.693	13.113	7	2:02.120	1 Lap



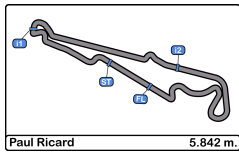


Paul Ricard
International GT Open
Race - 2
Analysis by Lap



Num	Lap Time	Gap	Num	Lap Time	Gap	Num	Lap Time	Gap	Num	Lap Time	Gap	Num	Lap Time	Gap
48	2:02.443	12.085	Lap 18			13	2:05.031	1:04.930	13	2:06.545	1:13.324	48	2:06.222	1:03.135
16	2:02.744	14.563	17	2:19.711		Num Lap Time Gap			16	2:06.059	1:45.042	20	2:04.308	1:08.680
13	2:03.518	32.238	59	2:02.288	01.240	Lap 21			Num Lap Time Gap			13	2:05.651	1:21.786
20	2:03.562	40.159	48	2:06.386	25.160	17	2:02.855		Lap 24			16	2:05.131	1:50.236
22	2:11.162	42.523	34	2:03.480	25.249	59	2:02.788	01.758	17	2:03.207		Num Lap Time Gap		
34	2:01.873	1:33.865	16	3:13.406	25.454	34	2:01.888	23.445	59	2:03.378	02.188	Lap 27		
26	3:03.480	1:36.860	26	2:02.061	26.772	26	2:03.510	31.280	22	3:23.062	1 Lap	17	2:02.219	
88	2:02.080	1:54.660	22	2:03.219	42.963	48	2:06.616	40.039	34	2:02.408	21.587	59	2:02.560	02.285
Num Lap Time Gap			88	2:02.319	47.331	22	2:05.103	47.366	26	2:03.050	31.493	22	2:03.966	1 Lap
Lap 16			20	2:04.927	50.181	88	2:03.719	48.727	88	2:03.334	51.695	34	2:02.185	20.426
17	2:02.253		72	2:02.354	54.194	72	2:02.595	53.096	72	2:03.404	53.229	26	2:02.611	31.036
72	2:02.298	1 Lap	7	2:02.268	54.414	7	2:02.512	53.878	7	2:03.274	53.720	88	2:02.604	51.205
7	2:02.119	1 Lap	13	2:22.107	59.136	20	2:05.230	58.310	48	2:08.979	56.388	72	2:02.674	51.638
59	2:09.241	08.375	Num Lap Time Gap			13	2:05.007	1:07.082	20	2:05.017	1:04.775	7	2:03.086	54.053
16	2:02.811	15.121	Lap 19			16	2:40.542	1:08.013	13	2:06.387	1:16.504	48	2:06.071	1:06.987
13	2:03.480	33.465	17	2:02.329		Num Lap Time Gap			16	2:04.281	1:46.116	20	2:04.264	1:10.725
48	2:56.894	1:06.726	59	2:02.458	01.369	Lap 22			Num Lap Time Gap			13	2:05.766	1:25.333
34	2:01.674	1:33.286	34	2:02.130	25.050	17	2:03.069		Lap 25			16	2:04.865	1:52.882
20	2:56.916	1:34.822	16	2:04.891	28.016	59	2:02.885	01.574	17	2:02.839		Num Lap Time Gap		
26	2:01.363	1:35.970	26	2:04.419	28.862	34	2:01.962	22.338	59	2:02.993	02.342	Lap 28		
22	3:09.461	1:49.731	48	2:09.468	32.299	26	2:02.593	30.804	22	2:04.860	1 Lap	17	2:02.434	
88	2:01.878	1:54.285	22	2:03.666	44.300	48	2:06.807	43.777	34	2:02.288	21.036	59	2:02.790	02.641
72	2:01.948	2:02.766	88	2:02.504	47.506	22	2:03.352	47.649	26	2:02.684	31.338	22	2:03.901	1 Lap
7	2:01.508	2:02.986	20	2:04.380	52.232	88	2:02.952	48.610	88	2:02.307	51.163	34	2:02.444	20.436
Num Lap Time Gap			72	2:01.886	53.751	72	2:02.391	52.418	72	2:01.753	52.143	26	2:02.607	31.209
Lap 17			7	2:02.045	54.130	7	2:02.057	52.866	7	2:02.302	53.183	88	2:02.509	51.280
16	2:09.811		13	2:05.409	1:02.216	20	2:03.920	59.161	48	2:06.275	59.824	72	2:02.515	51.719
17	2:53.173	28.241	Num Lap Time Gap			13	2:04.892	1:08.905	20	2:05.347	1:07.283	7	2:02.441	54.060
59	3:03.461	46.904	Lap 20			16	2:36.165	1:41.109	13	2:05.381	1:19.046	48	2:06.850	1:11.403
48	2:24.932	1:06.726	17	2:02.317		Num Lap Time Gap			16	2:04.739	1:48.016	20	2:04.266	1:12.557
34	2:01.367	1:09.721	59	2:02.773	01.825	Lap 23			Num Lap Time Gap			13	2:06.716	1:29.615
26	2:01.625	1:12.663	34	2:01.679	24.412	17	2:02.126		Lap 26			16	2:04.338	1:54.786
13	3:16.448	1:24.981	16	2:04.627	30.326	59	2:02.569	02.017	17	2:02.911		Num Lap Time Gap		
22	2:02.897	1:27.696	26	2:04.080	30.625	34	2:02.174	22.386	59	2:02.513	01.944	Lap 29		
88	2:03.611	1:32.964	48	2:06.296	36.278	26	2:02.972	31.650	22	2:05.287	1 Lap	17	2:03.087	
20	2:23.316	1:33.206	22	2:03.135	45.118	48	2:08.965	50.616	34	2:02.335	20.460	59	2:03.577	03.131
72	2:01.958	1:39.792	88	2:02.674	47.863	88	2:05.084	51.568	26	2:02.217	30.644	22	2:03.349	1 Lap
7	2:02.044	1:40.098	72	2:01.922	53.356	72	2:02.740	53.032	88	2:02.568	50.820	34	2:02.315	19.664
			7	2:02.408	54.221	7	2:02.913	53.653	72	2:01.951	51.183	26	2:02.692	30.814
			20	2:06.020	55.935	20	2:05.930	1:02.965	7	2:02.914	53.186	88	2:02.391	50.584



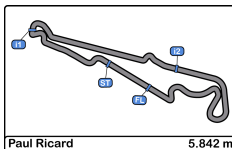


Paul Ricard
International GT Open
Race - 2
Analysis by Lap



Num	Lap Time	Gap
72	2:02.530	51.162
7	2:02.424	53.397
48	2:06.947	1:15.263
20	2:06.523	1:15.993
13	2:07.524	1:34.052
16	2:04.906	1:56.605





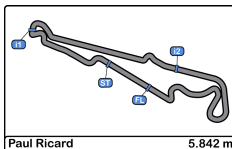
Paul Ricard
International GT Open
Race - 2
Best Sectors Results



Paul Ricard 5.842 m.

Sector - 1				Sector - 2				Sector - 3				Ideal Lap vs Best Lap				
Clas	Nº	Driver	Time	Nº	Driver	Time	Nº	Driver	Time	Clas	Nº	Driver	Ideal Lap	Best Lap	Clas	
1	26	Crestani - Mettler	33.328	26	Crestani - Mettler	36.340	34	Yoluc - Eastwood	51.212	1	7	Iribe - Millroy	2:01.191	2:01.508	3	
2	59	Ramos - Chaves	33.409	48	Ortelli - Negro	36.399	7	Iribe - Millroy	51.254	2	26	Crestani - Mettler	2:01.233	2:01.363	1	
3	7	Iribe - Millroy	33.432	7	Iribe - Millroy	36.505	72	Moss - Osborne	51.406	3	34	Yoluc - Eastwood	2:01.264	2:01.367	2	
4	72	Moss - Osborne	33.449	34	Yoluc - Eastwood	36.529	88	Krupinski - Klien	51.420	4	72	Moss - Osborne	2:01.468	2:01.753	4	
5	16	Hahn - Hahn	33.517	72	Moss - Osborne	36.613	17	Prette - Abril	51.488	5	59	Ramos - Chaves	2:01.564	2:01.816	5	
6	34	Yoluc - Eastwood	33.523	59	Ramos - Chaves	36.641	59	Ramos - Chaves	51.514	6	48	Ortelli - Negro	2:01.725	2:02.443	8	
7	48	Ortelli - Negro	33.549	17	Prette - Abril	36.764	26	Crestani - Mettler	51.565	7	17	Prette - Abril	2:01.840	2:02.126	7	
8	17	Prette - Abril	33.588	88	Krupinski - Klien	36.827	48	Ortelli - Negro	51.777	8	88	Krupinski - Klien	2:01.849	2:01.878	6	
9	88	Krupinski - Klien	33.602	16	Hahn - Hahn	36.881	22	Niki Leutwiler	51.837	9	16	Hahn - Hahn	2:02.409	2:02.698	9	
10	20	Pierburg - Hook	33.895	22	Niki Leutwiler	36.952	13	Moiseev - Nesov	51.942	10	22	Niki Leutwiler	2:02.733	2:02.897	10	
11	22	Niki Leutwiler	33.944	20	Pierburg - Hook	37.027	16	Hahn - Hahn	52.011	11	13	Moiseev - Nesov	2:03.025	2:03.480	11	
12	13	Moiseev - Nesov	34.002	13	Moiseev - Nesov	37.081	20	Pierburg - Hook	52.315	12	20	Pierburg - Hook	2:03.237	2:03.562	12	
13	28	Coletti - Umbrarescu	57.619	28	Coletti - Umbrarescu	38.808	28	Coletti - Umbrarescu	1:04.697	13	28	Coletti - Umbrarescu	2:41.124	2:41.124	13	
14	44	Scholze - Liebhauser	Transpon	44	Scholze - Liebhauser	Transpon	44	Scholze - Liebhauser	Transpon	14	44	Scholze - Liebhauser	Transpon	Transpo	14	





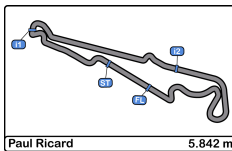
Paul Ricard
International GT Open
Race - 2
Leader Sequence



Paul Ricard 5.842 m.

Nº	Entrant/Team	Nat	Driver 1	Nat	Driver 2	Nat	Vehicle	Cat	Start Lap	End Lap	Laps	Total Laps
17	AF Corse / APM Monaco		Louis Prette		<u>Vincent Abril</u>		Ferrari 488 GT3	PRO	1	16	16	16
16	Teo Martín Motorsport		Marcelo Hahn		<u>Christian Hahn</u>		McLaren 720 s	PROAM	17	17	1	1
17	AF Corse / APM Monaco		Louis Prette		<u>Vincent Abril</u>		Ferrari 488 GT3	PRO	18	29	12	28





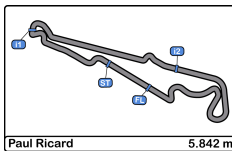
Paul Ricard
International GT Open
Race - 2
Best 5 Lap Times



Paul Ricard 5,842 m.

Cl	N°	Entrant/Team	Nat	Driver 1	Nat	Status	Driver 2	Nat	Status	Vehicle	Cat	Cl	Best 1		Best 2		Best 3		Best 4		Best 5		
													Time	Lap	Time	Lap	Time	Lap	Time	Lap	Time	Lap	
1	26	Team Lazarus	ITA	Fabrizio Crestani	ITA		Yannick Mettler	CHE		Bentley Continental GT3	PRO	1	2:01.363	16	2:01.625	17	2:02.061	18	2:02.217	26	2:02.593	22	
2	34	TF Sport	GBR	Salih Yoluc	TUR		Charlie Eastwood	IRL		Aston Martin	PRO	2	2:01.367	17	2:01.674	16	2:01.679	20	2:01.855	14	2:01.873	15	
3	7	Optimum Motorsport	GBR	Brendan Iribe	USA		Ollie Millroy	GBR		McLaren 720 S GT3	PROAM	1	2:01.508	16	2:02.044	17	2:02.045	19	2:02.057	22	2:02.119	15	
4	72	Optimum Motorsport	GBR	Nick Moss	GBR		Joe Osborne	GBR		McLaren 720 S GT3	PROAM	2	2:01.753	25	2:01.886	19	2:01.922	20	2:01.948	16	2:01.951	26	
5	59	Teo Martín Motorsport	ESP	Miguel Ramos	PRT		Henrique Chaves	PRT		McLaren 720 s	PRO	3	2:01.816	12	2:02.054	11	2:02.177	6	2:02.191	13	2:02.288	18	
6	88	JP Motorsport	POL	Patryk Krupinski	POL		Christian Klien	AUT		Mercedes AMG GT3 - 2016	PROAM	3	2:01.878	16	2:02.080	15	2:02.307	25	2:02.319	18	2:02.391	29	
7	17	AF Corse / APM Monaco	ITA	Louis Prette	MCO		Vincent Abril	MCO		Ferrari 488 GT3	PRO	4	2:02.126	23	2:02.219	27	2:02.253	16	2:02.317	20	2:02.329	19	
8	48	AF Corse / APM Monaco	ITA	Stephane Ortelli	MCO		Angelo Negro	ITA		Ferrari 488 GT3	PROAM	4	2:02.443	15	2:02.623	13	2:02.714	10	2:02.800	11	2:03.021	7	
9	16	Teo Martín Motorsport	ESP	Marcelo Hahn	BRA		Christian Hahn	BRA		McLaren 720 s	PROAM	5	2:02.698	11	2:02.744	15	2:02.811	16	2:02.892	9	2:03.058	8	
10	22	PZ Oberer Zürichsee by TFT	CHE	Niki Leutwiler	CHE					Porsche GT3-R	AM	1	2:02.897	17	2:03.135	20	2:03.219	18	2:03.349	28	2:03.352	22	
11	13	AKM Motorsport	RUS	Alexander Moiseev	RUS		Alexey Nesov	RUS		Mercedes AMG GT3 - 2020	AM	2	2:03.480	16	2:03.518	15	2:03.706	12	2:03.708	13	2:03.742	11	
12	20	SPS Automotive Performance	DEU	Valentin Pierburg	DEU		Christian Hook	DEU		Mercedes AMG GT3 - 2020	AM	3	2:03.562	15	2:03.763	12	2:03.815	11	2:03.920	22	2:03.978	14	
13	28	Team Lazarus	ITA	Stefano Coletti	MCO		Petru R. Umbrurescu	ROU		Bentley Continental GT3	PRO	5	2:41.124	1									
14	44	GetSpeed Performance	DEU	Florian Scholze	DEU		Jens Liebhauser	DEU		Mercedes AMG GT3 - 2020	AM	4											



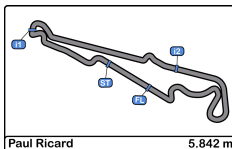


Paul Ricard
International GT Open
Race - 2
Best 5 Top Speeds



Cl	N°	Entrant/Team	Nat	Driver 1	Nat	Driver 2	Nat	Vehicle	Cat	Cl	Top 1		Top 2		Top 3		Top 4		Top 5		Avg	
											Km/h	Lap	Km/h	Lap	Km/h	Lap	Km/h	Lap	Km/h	Lap		
1	26	Team Lazarus	ITA	Fabrizio Crestani	ITA	Yannick Mettler	CHE	Bentley Continental GT3	PRO	1	248.2	3	248.2	27	247.7	2	247.7	4	247.7	6	247.9	
2	7	Optimum Motorsport	GBR	Brendan Iribe	USA	Ollie Millroy	GBR	McLaren 720 S GT3	PROAM	1	246.5	23	246.0	17	246.0	19	246.0	20	245.4	15	246.0	
3	72	Optimum Motorsport	GBR	Nick Moss	GBR	Joe Osborne	GBR	McLaren 720 S GT3	PROAM	2	244.8	23	244.8	27	244.8	29	244.3	26	243.7	6	244.5	
4	16	Teo Martín Motorsport	ESP	Marcelo Hahn	BRA	Christian Hahn	BRA	McLaren 720 s	PROAM	3	244.3	11	244.3	15	243.7	6	243.2	9	243.2	13	243.7	
5	59	Teo Martín Motorsport	ESP	Miguel Ramos	PRT	Henrique Chaves	PRT	McLaren 720 s	PRO	2	243.7	16	242.6	15	242.1	10	242.1	23	242.1	28	242.5	
6	22	PZ Oberer Zürichsee by TFT	CHE	Niki Leutwiler	CHE			Porsche GT3-R	AM	1	242.6	11	241.6	14	241.6	23	241.0	10	241.0	15	241.6	
7	34	TF Sport	GBR	Salih Yoluc	TUR	Charlie Eastwood	IRL	Aston Martin	PRO	3	242.6	18	242.6	23	242.1	11	242.1	14	242.1	17	242.3	
8	48	AF Corse / APM Monaco	ITA	Stephane Ortelli	MCO	Angelo Negro	ITA	Ferrari 488 GT3	PROAM	4	242.6	11	242.6	15	241.6	10	241.6	12	241.0	6	241.9	
9	88	JP Motorsport	POL	Patryk Krupinski	POL	Christian Klien	AUT	Mercedes AMG GT3 - 2016	PROAM	5	242.6	23	242.1	6	241.0	11	241.0	17	241.0	27	241.6	
10	13	AKM Motorsport	SMR	Alexander Moiseev	RUS	Alexey Nesov	RUS	Mercedes AMG GT3 - 2020	AM	2	241.0	3	241.0	17	241.0	19	241.0	27	240.5	13	240.9	
11	17	AF Corse / APM Monaco	ITA	Louis Prette	MCO	Vincent Abril	MCO	Ferrari 488 GT3	PRO	4	240.0	13	240.0	15	240.0	16	239.4	7	239.4	11	239.7	
12	20	SPS Automotive Performance	DEU	Valentin Pierburg	DEU	Christian Hook	DEU	Mercedes AMG GT3 - 2020	AM	3	240.0	23	240.0	26	239.4	2	239.4	3	239.4	9	239.6	
13	28	Team Lazarus	ITA	Stefano Coletti	MCO	Petru R. Umbrarescu	ROU	Bentley Continental GT3	PRO	5	238.9	1									238.9	
14	44	GetSpeed Performance	DEU	Florian Scholze	DEU	Jens Liebhauser	DEU	Mercedes AMG GT3 - 2020	AM	4	235.2	1										235.2



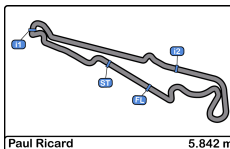


Paul Ricard
International GT Open
Race - 2
Fastest Laps Sequence



Lap	Time of Day	Session Time	Nº	Entrant/Team	Nat	Driver 1	Nat	Driver 2	Nat	Vehicle	Cat	Time	Km/h
2	14:38:01.197	4:09.197	17	AF Corse / APM Monaco	ITA	Louis Prette	MCO	<u>Vincent Abril</u>	MCO	Ferrari 488 GT3	PRO	2:03.285	170.0
3	14:40:04.082	6:12.082	17	AF Corse / APM Monaco	ITA	Louis Prette	MCO	<u>Vincent Abril</u>	MCO	Ferrari 488 GT3	PRO	2:02.885	170.5
3	14:40:04.551	6:12.551	59	Teo Martín Motorsport	ESP	Miguel Ramos	PRT	<u>Henrique Chaves</u>	PRT	McLaren 720 s	PRO	2:02.706	170.8
5	14:44:09.476	10:17.476	17	AF Corse / APM Monaco	ITA	Louis Prette	MCO	<u>Vincent Abril</u>	MCO	Ferrari 488 GT3	PRO	2:02.679	170.8
6	14:46:11.997	12:19.997	17	AF Corse / APM Monaco	ITA	Louis Prette	MCO	<u>Vincent Abril</u>	MCO	Ferrari 488 GT3	PRO	2:02.521	171.0
6	14:46:12.380	12:20.380	59	Teo Martín Motorsport	ESP	Miguel Ramos	PRT	<u>Henrique Chaves</u>	PRT	McLaren 720 s	PRO	2:02.177	171.5
11	14:56:26.141	22:34.141	59	Teo Martín Motorsport	ESP	Miguel Ramos	PRT	<u>Henrique Chaves</u>	PRT	McLaren 720 s	PRO	2:02.054	171.7
12	14:58:27.957	24:35.957	59	Teo Martín Motorsport	ESP	Miguel Ramos	PRT	<u>Henrique Chaves</u>	PRT	McLaren 720 s	PRO	2:01.816	172.0
16	15:08:10.188	34:18.188	34	TF Sport	GBR	Salih Yoluc	TUR	<u>Charlie Eastwood</u>	IRL	Aston Martin	PRO	2:01.674	172.2
16	15:08:12.872	34:20.872	26	Team Lazarus	ITA	<u>Fabrizio Crestani</u>	ITA	Yannick Mettler	CHE	Bentley Continental GT3	PRO	2:01.363	172.6





Paul Ricard
International GT Open

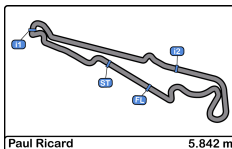
Race - 2

Event Best Maximum Speed



Nº	Entrant/Team	Nat	Driver 1	Nat	Driver 2	Nat	Vehicle	Cat	Km/h	Session
28	Team Lazarus	ITA	Stefano Coletti	ITA	Petru R. Umbrurescu	ROU	Bentley Continental GT3	PRO	250.5	Qualifying - 1 Driver - 1
26	Team Lazarus	ITA	Fabrizio Crestani	ITA	Yannick Mettler	CHE	Bentley Continental GT3	PRO	249.4	Qualifying - 2 Driver - 2
7	Optimum Motorsport	GBR	Brendan Iribe	USA	Ollie Millroy	GBR	McLaren 720 S GT3	PROAM	248.8	Free Practice - 2
16	Teo Martín Motorsport	ESP	Marcelo Hahn	BRA	Christian Hahn	BRA	McLaren 720 s	PROAM	248.8	Free Practice - 2
72	Optimum Motorsport	GBR	Nick Moss	GBR	Joe Osborne	GBR	McLaren 720 S GT3	PROAM	248.2	Free Practice - 2
34	TF Sport	GBR	Salih Yoluc	TUR	Charlie Eastwood	IRL	Aston Martin	PRO	248.2	Free Practice - 2
59	Teo Martín Motorsport	ESP	Miguel Ramos	PRT	Henrique Chaves	PRT	McLaren 720 s	PRO	247.7	Free Practice - 2
44	GetSpeed Performance	DEU	Florian Scholze	DEU	Jens Liebhauser	DEU	Mercedes AMG GT3 - 2020	AM	247.1	Free Practice - 2
48	AF Corse / APM Monaco	ITA	Stephane Ortelli	MCO	Angelo Negro	ITA	Ferrari 488 GT3	PROAM	246.5	Free Practice - 1
22	PZ Oberer Zürichsee by TFT	CHE	Niki Leutwiler	CHE			Porsche GT3-R	AM	246.5	Free Practice - 2
13	AKM Motorsport	SMR	Alexander Moiseev	RUS	Alexey Nesov	RUS	Mercedes AMG GT3 - 2020	AM	246.5	Free Practice - 2
88	JP Motorsport	POL	Patryk Krupinski	POL	Christian Klien	AUT	Mercedes AMG GT3 - 2016	PROAM	246.0	Free Practice - 2
17	AF Corse / APM Monaco	ITA	Louis Prette	MCO	Vincent Abril	MCO	Ferrari 488 GT3	PRO	246.0	Free Practice - 2
20	SPS Automotive Performance	DEU	Valentin Pierburg	DEU	Christian Hook	DEU	Mercedes AMG GT3 - 2020	AM	245.4	Free Practice - 2
99	AKM Motorsport	SMR	Lorenzo Ferrari	ITA	Marco Antonelli	ITA	Mercedes AMG GT3 - 2020	PROAM	243.2	Private test





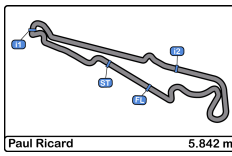
Paul Ricard
International GT Open
Race - 2
Lap Chart



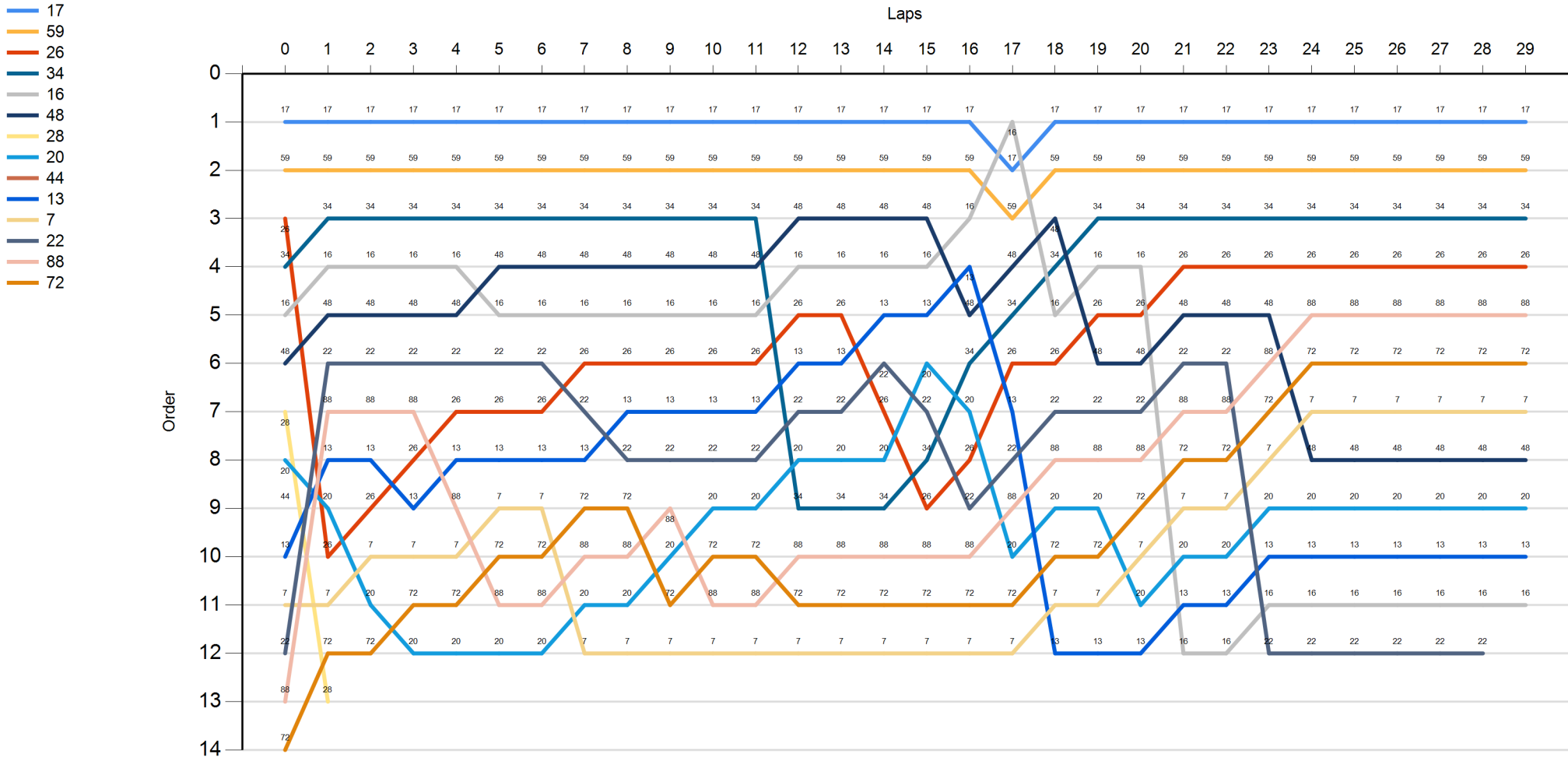
LAP

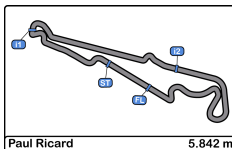
Nr	Po	Grid	1	2	3	4	5	6	7	8	9	10	11	12	13	14	15	16	17	18	19	20	21	22	23	24	25	26	27	28	29
17	1	17	17	17	17	17	17	17	17	17	17	17	17	17	17	17	17	16	17	17	17	17	17	17	17	17	17	17	17	17	
59	2	59	59	59	59	59	59	59	59	59	59	59	59	59	59	59	59	17	59	59	59	59	59	59	59	59	59	59	59	59	
26	3	26	34	34	34	34	34	34	34	34	34	34	34	48	48	48	16	59	48	34	34	34	34	34	34	34	34	34	34	34	
34	4	34	16	16	16	16	48	48	48	48	48	48	48	16	16	16	13	48	34	16	16	26	26	26	26	26	26	26	26	26	
16	5	16	48	48	48	48	16	16	16	16	16	16	16	26	26	13	13	48	34	16	26	26	48	48	48	88	88	88	88	88	
48	6	48	22	22	22	22	22	22	26	26	26	26	26	13	13	22	20	34	26	26	48	48	22	22	88	72	72	72	72	72	
28	7	28	88	88	88	26	26	26	22	13	13	13	13	22	22	26	22	20	13	22	22	88	88	72	7	7	7	7	7	7	
20	8	20	13	13	26	13	13	13	13	22	22	22	22	20	20	20	34	26	22	88	88	88	72	72	7	48	48	48	48	48	
44	9	44	20	26	13	88	7	7	72	72	88	20	20	34	34	34	26	22	88	20	20	72	7	7	20	20	20	20	20	20	
13	10	13	26	7	7	7	72	72	88	88	20	72	72	88	88	88	88	88	20	72	72	7	20	20	13	13	13	13	13	13	
7	11	7	7	20	72	72	88	88	20	20	72	88	88	72	72	72	72	72	7	7	20	13	13	16	16	16	16	16	16	16	
22	12	22	72	72	20	20	20	20	7	7	7	7	7	7	7	7	7	7	13	13	13	16	16	22	22	22	22	22	22	22	
88	13	88	28																												
72	14	72																													





Paul Ricard
International GT Open
Race - 2
Graphic Lap Chart





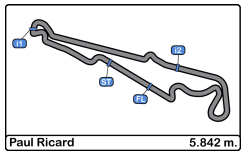
Paul Ricard
International GT Open
Race - 2
Pit Stop Analysis



Paul Ricard 5.842 m.

Nr.	In Day Time	Entrant/Team	Nat	Driver 1	Nat	Driver 2	Nat	Vehicle	Cat	In Time	Stop N°	Pit Time	Handicap	Penalty
34	14:58:37.908	TF Sport		Salih Yoluc		Charlie Eastwood		Aston Martin	PRO	24:45.869	1	1:25.373	1:25	
72	14:59:09.710	Optimum Motorsport		Nick Moss		Joe Osborne		McLaren 720 S GT3	PROAM	25:17.671	1	1:20.857	1:20	
88	14:59:11.804	JP Motorsport		Patryk Krupinski		Christian Klien		Mercedes AMG GT3 - 2016	PROAM	25:19.765	1	1:10.529	1:10	
7	14:59:17.721	Optimum Motorsport		Brendan Iribe		Ollie Millroy		McLaren 720 S GT3	PROAM	25:25.682	1	1:16.024	1:15	
26	15:02:59.645	Team Lazarus		Fabrizio Crestani		Yannick Mettler		Bentley Continental GT3	PRO	29:07.606	1	1:11.288	1:10	
22	15:05:08.708	PZ Oberer Zürichsee by TFT		Niki Leutwiler				Porsche GT3-R	AM	31:16.669	1	1:14.547	1:15	-0.453
59	15:06:36.845	Teo Martín Motorsport		Miguel Ramos		Henrique Chaves		McLaren 720 s	PRO	32:44.806	1	1:10.960	1:10	
48	15:06:47.702	AF Corse / APM Monaco		Stephane Ortelli		Angelo Negro		Ferrari 488 GT3	PROAM	32:55.663	1	1:13.273	1:10	
20	15:07:16.546	SPS Automotive Performance		Valentin Pierburg		Christian Hook		Mercedes AMG GT3 - 2020	AM	33:24.507	1	1:13.300	1:10	
17	15:08:37.143	AF Corse / APM Monaco		Louis Prette		Vincent Abril		Ferrari 488 GT3	PRO	34:45.104	1	1:10.238	1:10	
16	15:08:53.369	Teo Martín Motorsport		Marcelo Hahn		Christian Hahn		McLaren 720 s	PROAM	35:01.330	1	1:15.604	1:15	
13	15:09:11.746	AKM Motorsport		Alexander Moiseev		Alexey Nesov		Mercedes AMG GT3 - 2020	AM	35:19.707	1	1:31.835	1:10	
16	15:18:56.442	Teo Martín Motorsport		Marcelo Hahn		Christian Hahn		McLaren 720 s	PROAM	45:04.403	2	41.804	1:15	-33.196

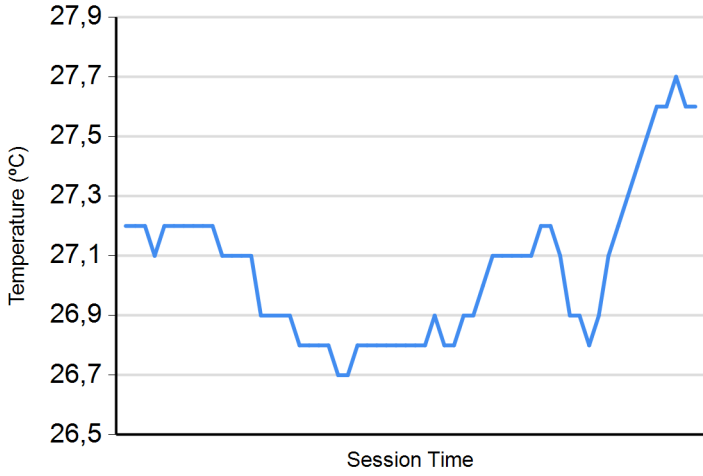




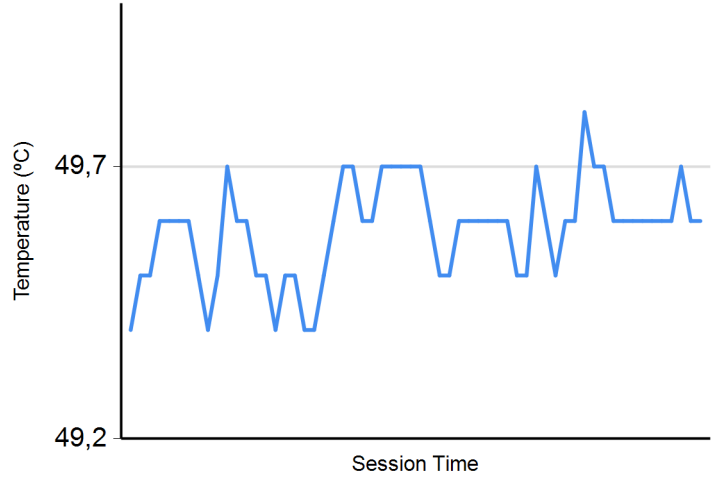
Paul Ricard
International GT Open
Race - 2
Weather Report



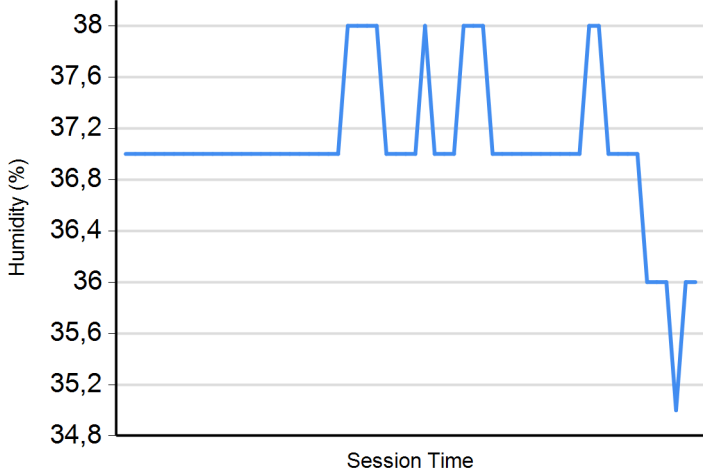
Air Temperature



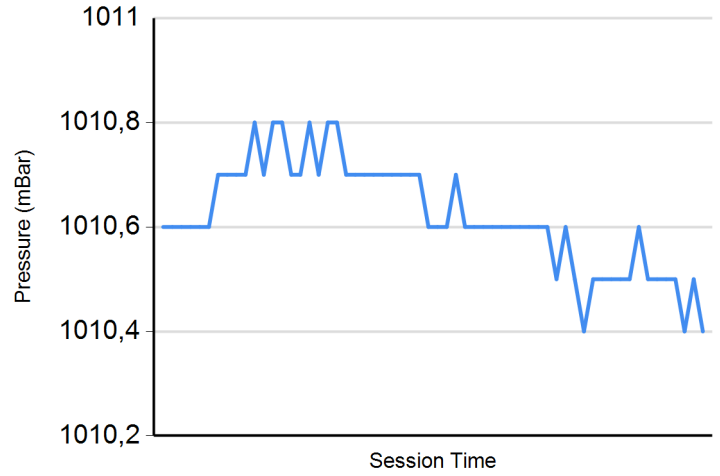
Track Temperature



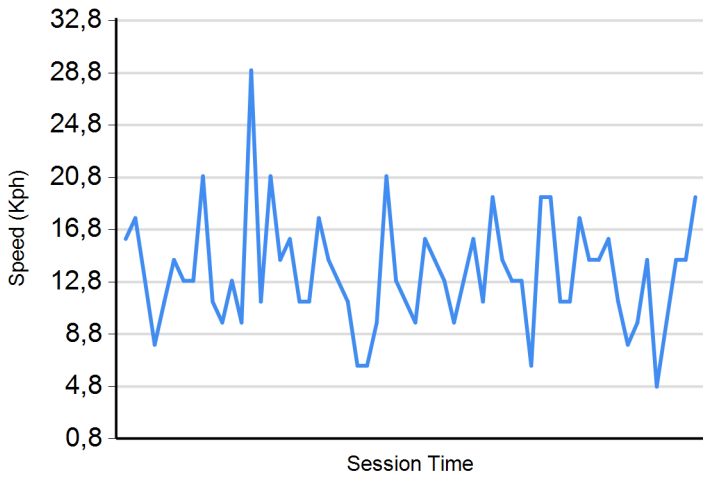
Humidity



Pressure



Wind Speed



Wind direction

North = 0°/360° Est = 90° South = 180° West = 270°

