


## Qualifying 2 Nürburgring



**DMSB**

Reg. Nr.: R-11746/20

### Provisional

### Result List

**Stewards / Race Management**

<b>STEWARD</b>	Achim Loth
<b>STEWARD</b>	Manfred Schulte
<b>STEWARD</b>	Dennis Jühe
<b>RACE DIRECTOR</b>	Niels Wittich
<b>CLERK OF THE COURSE</b>	Michael Bork
<b>TECHNICAL DELEGATE</b>	Tim Zessack
<b>CHIEF TIMEKEEPER</b>	Steffen Ruhl

**Weather Start/Finish**

<b>AIR</b>	18.4°C
<b>TRACK</b>	18.4°C
<b>CONDITIONS</b>	Dry
<b>PRESSURE</b>	945 hPa
<b>AIR</b>	19.8°C
<b>TRACK</b>	19.4°C
<b>CONDITIONS</b>	Dry
<b>PRESSURE</b>	945 hPa

**Track Information**

<b>GREEN FLAG</b>	9:00:00
<b>CHEQUERED FLAG</b>	9:30:01
<b>SAFETY CAR PHASE</b>	0
<b>FULL COURSE YELLOW PHASE</b>	0
<b>TRACK NAME</b>	Nürburgring
<b>TRACK LENGTH</b>	3629m
<b>TURN COUNT</b>	11
<b>FASTEST LAP:</b>	#72. PEP - 1:26.696

STARTED: 35 CLASSIFIED: 35 NOT CLASSIFIED: 0 DISQUALIFIED: 0

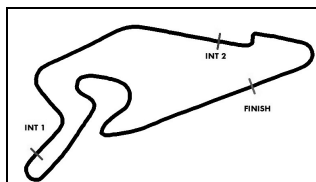
Drivers	Team	Car	Lap	Best Time	Gap	Diff	Kph	Day Time
1 72 C.Schöll(AUT)(J)/J.Pepper(ZAF)	T3-HRT-Motorsport(DEU)	Bentley Continental GT3	6	1:26.696			150.6	9:24:10
2 31 P.Niederhauser(CHE)/K.van der Linde(ZAF)	RUTRONIK-RACING(DEU)	Audi R8 LMS GT3	6	1:27.576	0.880	0.880	149.1	9:24:13
3 32 C.Weerts(BEL)(J)/D.Vanthoor(BEL)	TEAM WRT(BEL)	Audi R8 LMS GT3	9	1:27.759	1.063	0.183	148.8	9:27:13
4 77 M.Pommer(DEU)/J.Schmidt(CHE)	Callaway Competition(DEU)	Corvette C7 GT3-R	11	1:27.780	1.084	0.021	148.8	9:31:12
5 30 R.Ineichen(CHE)(T)/M.Bortolotti(ITA)	TEAM WRT(BEL)	Audi R8 LMS GT3	6	1:27.800	1.104	0.020	148.7	9:25:54
6 99 R.Renauer(DEU)/S.Müller(DEU)	Precote Herberth Motorsport(DEU)	Porsche 911 GT3 R	6	1:27.810	1.114	0.010	148.7	9:24:54
7 18 J.Fittje(DEU)(J)/D.Jahn(DEU)	KÜS TEAM75 Bernhard(DEU)	Porsche 911 GT3 R	8	1:27.830	1.134	0.020	148.7	9:30:27
8 92 M.Ammernüller(DEU)/C.Engelhart(DEU)	SSR Performance(DEU)	Porsche 911 GT3 R	11	1:27.886	1.190	0.056	148.6	9:31:27
9 28 M.Hofer(AUT)/C.Haase(DEU)	Montaplast by Land Motorsport(DEU)	Audi R8 LMS GT3	6	1:27.890	1.194	0.004	148.6	9:25:27
10 63 F.Perera(FRA)/A.Costa Balboa(ESP)	GRT GRASSERRACING TEAM(AUT)	Lamborghini Huracan GT3E	5	1:27.915	1.219	0.025	148.6	9:24:19
11 91 M.Joos(DEU)/J.Andlauer(FRA)	Joos Sportwagentechnik(DEU)	Porsche 911 GT3 R	8	1:27.926	1.230	0.011	148.5	9:26:27
12 22 M.Engel(DEU)/L.Stolz(DEU)	Toksport WRT(DEU)	Mercedes-AMG GT3EVO	7	1:27.952	1.256	0.026	148.5	9:17:57
13 82 S.Schothorst(NLD)/T.Zimmermann(DEU)(J)	GRT GRASSERRACING TEAM(AUT)	Lamborghini Huracan GT3E	8	1:27.977	1.281	0.025	148.4	9:29:12
14 48 P.Ellis(GBR)/R.Marciello(ITA)	KNAUS-TeamHTP-WINWARD(DEU)	Mercedes-AMG GT3EVO	9	1:27.978	1.282	0.001	148.4	9:28:14
15 7 A.Renauer(DEU)/S.Asch(DEU)	Precote Herberth Motorsport(DEU)	Porsche 911 GT3 R	7	1:28.033	1.337	0.055	148.4	9:24:29
16 20 M.Wishofer(AUT)(J)/D.Boccolacci(FRA)	Team Zakspeed BKK Mobil Oil Racing(D	Mercedes-AMG GT3EVO	6	1:28.079	1.383	0.046	148.3	9:25:52
17 29 K.Schramm(DEU)(J)/C.Mies(DEU)	Montaplast by Land Motorsport(DEU)	Audi R8 LMS GT3	6	1:28.128	1.432	0.049	148.2	9:25:24
18 19 N.Lagrange(BEL)/C.Schmid(AUT)	GRT GRASSERRACING TEAM(AUT)	Lamborghini Huracan GT3E	5	1:28.138	1.442	0.010	148.2	9:24:40
19 47 I.Dontje(NLD)/M.Götz(DEU)	MANNFILTER-TeamHTP-WINWARD(I	Mercedes-AMG GT3EVO	8	1:28.180	1.484	0.042	148.1	9:24:53
20 10 H.Skoog(SWE)(J)/N.Yelloly(GBR)	Schubert Motorsport(DEU)	BMW M6 GT3	4	1:28.211	1.515	0.031	148.1	9:22:09
21 21 D.Keilwitz(DEU)/J.Eriksson(SWE)	Team Zakspeed BKK Mobil Oil Racing(D	Mercedes-AMG GT3EVO	9	1:28.223	1.527	0.012	148.0	9:29:06
22 34 B.Goethe(DNK)(J)/S.Hall(GBR)	TEAM WRT(BEL)	Audi R8 LMS GT3	13	1:28.229	1.533	0.006	148.0	9:29:31
23 33 F.Salaquarda(CZE)(T)/F.Stippler(DEU)	Team ISR(CZE)	Audi R8 LMS GT3	7	1:28.242	1.546	0.013	148.0	9:27:06
24 3 N.Rogivue(CHE)(J)/M.Hackländer(DEU)	Aust Motorsport(DEU)	Audi R8 LMS GT3	7	1:28.314	1.618	0.072	147.9	9:24:43
25 71 M.Paul(DEU)(J)/N.Langeveld(NLD)	T3-HRT-Motorsport(DEU)	Audi R8 LMS GT3	9	1:28.330	1.634	0.016	147.9	9:26:37
26 17 K.Bachler(AUT)/S.De Silvestro(CHE)	KÜS TEAM75 Bernhard(DEU)	Porsche 911 GT3 R	6	1:28.420	1.724	0.090	147.7	9:25:12
27 36 M.Dienst(DEU)(J)/P.Frommenwiler(CHE)	DLV-Team Schuetz Motorsport(DEU)	Mercedes-AMG GT3	13	1:28.465	1.769	0.045	147.6	9:24:01
28 12 M.Ortmann(DEU)(J)/M.Winkelhock(DEU)	EFP Car Collection by TECE(DEU)	Audi R8 LMS GT3	9	1:28.474	1.778	0.009	147.6	9:29:28
29 9 A.Read(AUS)(J)/J.Eriksson(SWE)	Schubert Motorsport(DEU)	BMW M6 GT3	8	1:28.534	1.838	0.060	147.5	9:12:36
30 11 E.Erhart(DEU)(T)/P.Kaffer(DEU)	EFP Car Collection by TECE(DEU)	Audi R8 LMS GT3	6	1:28.544	1.848	0.010	147.5	9:24:27
31 14 E.Johansson(SWE)(J)/J.Klingmann(DEU)	MRS GT-Racing(DEU)	BMW M6 GT3	7	1:28.592	1.896	0.048	147.4	9:23:22
32 26 R.Feller(CHE)(J)/S.Mücke(DEU)	BWT Mücke Motorsport(DEU)	Audi R8 LMS GT3	10	1:28.600	1.904	0.008	147.4	9:30:53
33 8 D.Marschall(DEU)(J)/C.Schreiner(DEU)(J)	RUTRONIK-RACING(DEU)	Audi R8 LMS GT3	9	1:28.731	2.035	0.131	147.2	9:25:33
34 25 I.Walilko(POL)(J)/M.Beckhosen(DEU)(J)	BWT Mücke Motorsport(DEU)	Audi R8 LMS GT3	6	1:28.937	2.241	0.206	146.8	9:11:48
35 4 R.Frey(CHE)/H.von Danwitz(DEU)(J)	Aust Motorsport(DEU)	Audi R8 LMS GT3	7	1:29.492	2.796	0.555	145.9	9:23:46

**Did not start**

35 D.Schmidtman(DEU)(T)/H.Hammel(DEU)	Team mcchip-dkr(DEU)	Lamborghini Huracan GT3E
---------------------------------------	----------------------	--------------------------

**Subject to final scrutineering!**

Publication time:	Clerk of the Course: Michael Bork	Timekeeper: Steffen Ruhl
-------------------	-----------------------------------	--------------------------



# ADAC GT Masters

## Sector List Qualifying 2

Provisional



Nürburgring, Length: 3629m

Air temperature: 19.8°C

Track temperature: 19.5°C

Weather condition: Dry

**DMSB** Reg. Nr.: R-11746/20

Sunday, August 16, 2020 9:00:00

Lap Id	Time	SE1	SP1	SE2	SP2	SE3	SP3	TSP	Lap Id	Time	SE1	SP1	SE2	SP2	SE3	SP3	TSP
<b>3 Rogivue, CHE(#1) / Hackländer, DEU(#2)</b>									<b>theoretical besttime: 1:28.094</b>								
1	2	15:40.218	14:49.125	122	26.979	150	24.114	182	6	2	1:28.373	44.793	133	<b>22.294</b>	<b>235</b>	21.286	186
2	2	1:32.938	47.331	129	23.312	232	22.295	185	7	2	<b>1:28.314</b>	44.672	131	22.372	234	<b>21.270</b>	<b>187</b>
3	2	1:32.771	45.479	131	23.544	180	23.748	186	8	2	1:28.334	<b>44.530</b>	<b>133</b>	22.361	235	21.443	186
4	2	1:28.802	44.758	<b>133</b>	22.310	235	21.734	<b>187</b>	9	2	1:28.332	44.663	132	22.347	235	21.322	186
5	2	1:31.714	47.498	128	22.905	234	21.311	186	10								

<b>4 Frey, CHE(#1) / von Danwitz, DEU(#2)</b>									<b>theoretical besttime: 1:29.492</b>								
1	2	14:40.762	13:49.380	121	27.244	175	24.138	180	7	2	<b>1:29.492</b>	<b>45.374</b>	<b>132</b>	<b>22.471</b>	<b>233</b>	<b>21.647</b>	<b>185</b>
2	2	1:33.496	47.490	126	23.258	231	22.748	184	8	2	1:30.144	45.408	132	22.575	232	22.161	178
3	2	1:31.240	45.676	<b>133</b>	22.914	229	22.650	185	9	2	1:33.116	47.724	131	22.723	219	22.669	185
4	2	1:30.691	45.951	130	22.629	<b>234</b>	22.111	184	10	2	1:29.898	45.626	131	22.610	233	21.662	184
5	2	1:30.199	45.607	132	22.684	233	21.908	184	11	2	1:29.694	45.436	132	22.611	233	21.647	186
6	2	1:29.853	45.516	132	22.619	233	21.718	185	12	2	1:41.665	49.091	124	23.801	230	28.773	57

<b>7 Renauer, DEU(#1) / Asch, DEU(#2)</b>									<b>theoretical besttime: 1:27.933</b>								
1	2	15:10.513	14:22.031	124	24.551	200	23.931	184	7	2	<b>1:28.033</b>	<b>44.563</b>	<b>136</b>	22.157	236	<b>21.313</b>	<b>188</b>
2	2	1:34.695	47.704	134	23.056	234	23.935	167	8	2	1:30.874	46.750	131	22.770	235	21.354	189
3	2	1:45.509	53.462	126	29.509	202	22.538	188	9	2	1:29.691	44.926	135	22.081	237	22.684	188
4	2	1:33.298	45.537	136	23.004	196	24.757	189	10	2	1:34.480	49.346	133	23.404	234	21.730	188
5	2	1:28.454	44.940	137	22.186	236	21.328	187	11	2	1:28.251	44.862	137	<b>22.057</b>	<b>236</b>	21.332	189
6	2	1:28.255	44.787	<b>138</b>	22.083	<b>237</b>	21.385	<b>189</b>									

<b>8 Marschall, DEU(#1) / Schreiner, DEU(#2)</b>									<b>theoretical besttime: 1:28.599</b>								
1	2	13:28.413	12:34.563	115	28.144	155	25.706	183	7	2	1:29.064	45.222	133	22.446	235	<b>21.396</b>	<b>186</b>
2	2	1:35.435	48.121	127	24.606	222	22.708	186	8	2	1:28.755	44.947	134	22.397	235	21.411	188
3	2	1:32.764	45.700	133	22.694	235	24.370	188	9	2	<b>1:28.731</b>	44.939	134	22.343	235	21.449	187
4	2	1:30.297	45.436	130	23.319	234	21.542	188	10	2	1:28.767	<b>44.918</b>	<b>131</b>	22.396	235	21.453	188
5	2	1:29.507	45.087	131	22.478	<b>236</b>	21.942	187	11	2	1:30.187	45.045	134	23.394	229	21.748	188
6	2	1:29.469	45.261	133	22.446	235	21.762	188	12	2	1:36.215	45.145	133	<b>22.285</b>	<b>236</b>	28.785	58

<b>9 Read, AUS(#1) / Eriksson, SWE(#2)</b>									<b>theoretical besttime: 1:28.528</b>								
1	2	1:57.774	1:07.778	111	25.772	187	24.224	185	7	2	1:28.782	45.230	132	22.182	239	21.370	190
2	2	1:37.659	50.413	122	23.779	204	23.467	186	8	2	<b>1:28.534</b>	45.073	131	<b>22.149</b>	<b>240</b>	<b>21.312</b>	<b>191</b>
3	2	1:33.784	48.342	124	23.248	236	22.194	189	9	2	1:28.652	<b>45.067</b>	<b>132</b>	22.151	239	21.434	190
4	2	1:31.125	45.819	127	23.099	237	22.207	190	10	2	1:44.134	48.975	122	26.039	179	29.120	50
5	2	1:29.119	45.337	133	22.334	238	21.448	190	11								
6	2	1:28.713	45.119	<b>133</b>	22.170	<b>241</b>	21.424	189									

<b>10 Skoog, SWE(#1) / Yelloly, GBR(#2)</b>									<b>theoretical besttime: 1:28.108</b>								
1	2	17:35.607	16:42.431	111	28.211	217	24.965	187	6	2	1:30.695	45.755	128	22.319	238	22.621	191
2	2	1:35.001	46.848	127	24.388	233	23.765	190	7	2	1:28.405	44.962	132	22.149	238	21.294	190
3	2	1:29.551	45.239	134	22.237	238	22.075	191	8	2	1:36.000	45.269	132	22.182	240	28.549	58
4	2	<b>1:28.211</b>	<b>44.862</b>	134	22.153	<b>241</b>	<b>21.196</b>	<b>192</b>	9								
5	2	1:28.290	44.928	<b>135</b>	<b>22.050</b>	240	21.312	191									

<b>11 Erhart, DEU(#1) / Kaffer, DEU(#2)</b>									<b>theoretical besttime: 1:28.371</b>								
1	2	16:42.345	15:53.548	121	24.617	206	24.180	180	6	2	<b>1:28.544</b>	<b>44.755</b>	<b>132</b>	<b>22.294</b>	<b>235</b>	21.495	185
2	2	1:43.815	48.187	123	30.495	147	25.133	185	7	2	1:28.663	44.963	132	22.378	235	<b>21.322</b>	<b>185</b>
3	2	1:34.047	45.680	131	22.658	233	25.709	186	8	2	1:29.631	45.281	133	22.612	231	21.738	186
4	2	1:29.011	45.064	<b>133</b>	22.469	234	21.478	185	9	2	1:28.935	45.166	133	22.369	233	21.400	186
5	2	1:28.856	45.087	133	22.377	<b>235</b>	21.392	<b>188</b>	10	2	1:28.839	45.005	132	22.478	234	21.356	186

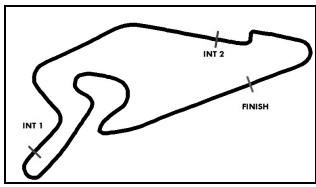
<b>12 Ortmann, DEU(#1) / Winkelhock, DEU(#2)</b>									<b>theoretical besttime: 1:28.330</b>								
1	2	17:22.422	16:30.850	120	25.287	188	26.285	169	6	2	1:28.730	44.890	132	22.422	231	21.418	187
2	2	1:40.468	50.341	116	24.382	226	25.745	186	7	2	1:28.558	44.836	132	22.442	232	<b>21.280</b>	<b>185</b>
3	2	1:30.118	45.657	129	22.818	230	21.643	185	8	2	1:28.659	44.890	132	22.398	232	21.371	186
4	2	1:28.496	<b>44.739</b>	132	22.350	<b>233</b>	21.407	185	9	2	<b>1:28.474</b>	44.805	132	<b>22.311</b>	<b>233</b>	21.358	186
5	2	1:32.038	45.006	131	22.914	169	24.118	<b>187</b>	10	2	1:38.443	45.052	132	22.705	198	30.686	53

ver: 1.0

[www.adac.de/motorsport](http://www.adac.de/motorsport)

Page 1/ 5 printed: 16.8.2020 10:16





# ADAC GT Masters

## Sector List Qualifying 2

Provisional



Nürburgring, Length: 3629m

Air temperature: 19.8°C

Track temperature: 19.5°C

Weather condition: Dry

**DMSB** Reg. Nr.: R-11746/20

Sunday, August 16, 2020 9:00:00

Lap Id	Time	SE1	SP1	SE2	SP2	SE3	SP3	TSP	Lap Id	Time	SE1	SP1	SE2	SP2	SE3	SP3	TSP
--------	------	-----	-----	-----	-----	-----	-----	-----	--------	------	-----	-----	-----	-----	-----	-----	-----

### 14 Johansson, SWE(#1) / Klingmann, DEU(#2)

**theoretical besttime: 1:28.496**

1	2	2:53.606	1:44.797	116	37.867	97	30.942	136	7	2	<b>1:28.592</b>	<b>44.977</b>	<b>134</b>	<b>22.107</b>	<b>241</b>	21.508	192
2	2	2:04.233	1:01.406	120	31.277	141	31.550	59	8	2	1:28.708	45.083	135	22.171	240	21.454	192
3	2	12:17.087	11:31.883	128	23.048	236	22.156	190	9	2	1:30.685	46.606	135	22.388	240	21.691	192
4	2	1:35.560	45.998	133	24.584	156	24.978	191	10	2	1:28.861	45.223	136	22.226	240	<b>21.412</b>	<b>191</b>
5	2	1:29.406	45.464	136	22.345	240	21.597	<b>192</b>	11	2	1:38.087	47.202	132	22.483	241	28.402	58
6	2	1:33.641	45.075	<b>136</b>	23.681	240	24.885	192									

### 17 Bachler, AUT(#1) / De Silvestro, CHE(#2)

**theoretical besttime: 1:28.238**

1	2	17:40.611	16:45.460	95	30.057	118	25.094	183	6	2	<b>1:28.420</b>	<b>44.723</b>	<b>133</b>	22.250	235	21.447	188
2	2	1:34.556	49.144	129	23.172	234	22.240	187	7	2	1:28.539	44.746	134	22.246	235	21.547	187
3	2	1:30.606	45.461	133	22.965	216	22.180	182	8	2	1:28.544	44.841	133	22.329	235	21.374	188
4	2	1:29.368	45.254	134	22.455	234	21.659	187	9	2	1:28.485	44.893	132	22.308	235	<b>21.284</b>	<b>188</b>
5	2	1:28.662	44.923	133	<b>22.231</b>	<b>235</b>	21.508	186	10	2	1:28.554	44.941	133	22.255	235	21.358	186

### 18 Fittje, DEU(#1) / Jahn, DEU(#2)

**theoretical besttime: 1:27.678**

1	2	19:56.008	19:06.804	119	24.823	219	24.381	175	5	2	1:28.159	44.588	136	22.167	235	21.404	190
2	2	1:32.477	47.648	132	23.080	232	21.749	190	6	2	1:27.843	<b>44.335</b>	<b>135</b>	<b>22.111</b>	<b>235</b>	21.397	190
3	2	1:36.132	47.161	129	26.751	189	22.220	188	7	2	1:29.952	44.470	135	22.170	236	23.312	190
4	2	1:28.384	44.863	135	22.158	234	21.363	190	8	2	<b>1:27.830</b>	44.454	134	22.144	235	<b>21.232</b>	<b>189</b>

### 19 Lagrange, BEL(#1) / Schmid, AUT(#2)

**theoretical besttime: 1:28.060**

1	2	18:40.065	17:52.353	119	24.007	229	23.705	184	6	2	1:28.313	44.724	132	22.176	234	21.413	187
2	2	1:34.450	46.415	132	22.715	233	25.320	187	7	2	1:30.761	44.875	134	23.369	233	22.517	187
3	2	1:29.135	44.831	133	22.580	234	21.724	186	8	2	1:30.144	44.863	133	<b>22.143</b>	<b>235</b>	23.138	188
4	2	1:28.400	<b>44.697</b>	<b>134</b>	22.281	234	21.422	186	9	2	1:28.140	44.759	133	22.161	234	<b>21.220</b>	<b>187</b>
5	2	<b>1:28.138</b>	44.753	133	22.164	234	21.221	187									

### 20 Wishofer, AUT(#1) / Boccolacci, FRA(#2)

**theoretical besttime: 1:27.895**

1	2	18:13.968	17:21.487	85	27.357	168	25.124	164	6	2	<b>1:28.079</b>	44.850	134	<b>22.120</b>	<b>234</b>	<b>21.109</b>	<b>187</b>
2	2	1:37.329	50.421	128	23.769	225	23.139	184	7	2	1:28.113	44.751	129	22.206	234	21.156	186
3	2	1:34.618	47.055	126	22.964	233	24.599	<b>187</b>	8	2	1:28.098	44.815	133	22.173	234	21.110	187
4	2	1:28.792	45.241	132	22.423	233	21.128	187	9	2	1:29.725	44.837	133	23.393	231	21.495	186
5	2	1:28.602	<b>44.666</b>	133	22.132	233	21.804	186									

### 21 Keilwitz, DEU(#1) / Eriksson, SWE(#2)

**theoretical besttime: 1:28.208**

1	2	16:56.537	16:05.343	109	26.515	189	24.679	178	6	2	1:28.517	44.908	133	22.401	232	21.208	187
2	2	1:35.566	48.719	122	23.667	229	23.180	183	7	2	1:28.576	44.965	133	22.329	233	21.282	186
3	2	1:37.457	46.223	128	22.699	233	28.535	<b>188</b>	8	2	1:32.613	46.801	133	22.563	232	23.249	188
4	2	1:29.651	45.755	133	22.354	232	21.542	185	9	2	<b>1:28.223</b>	<b>44.825</b>	<b>133</b>	22.284	233	<b>21.114</b>	<b>186</b>
5	2	1:28.368	44.912	133	22.281	<b>233</b>	21.175	186	10	2	1:37.159	45.169	135	<b>22.269</b>	<b>233</b>	29.721	53

### 22 Engel, DEU(#1) / Stolz, DEU(#2)

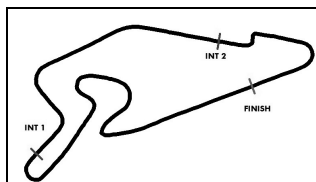
**theoretical besttime: 1:27.952**

1	2	9:00.085	8:13.780	124	23.973	229	22.332	185	6	2	1:31.088	44.873	132	22.246	234	23.969	189
2	2	1:30.024	45.888	133	22.607	232	21.529	188	7	2	<b>1:27.952</b>	<b>44.634</b>	<b>135</b>	<b>22.055</b>	<b>234</b>	<b>21.263</b>	<b>188</b>
3	2	1:28.600	44.991	134	22.303	233	21.306	188	8	2	1:29.242	44.817	135	22.234	234	22.191	190
4	2	1:28.210	44.679	134	22.139	234	21.392	186	9	2	1:28.101	44.636	137	22.193	235	21.272	188
5	2	1:30.463	44.898	134	22.213	224	23.352	188	10	2	1:34.761	44.741	135	22.310	235	27.710	56

### 25 Waliiko, POL(#1) / Beckhusen, DEU(#2)

**theoretical besttime: 1:28.809**

1	2	4:14.350	3:25.908	121	24.646	183	23.796	182	7	2	1:36.002	49.866	130	23.848	219	22.288	187
2	2	1:36.418	46.643	129	27.026	227	22.749	187	8	2	1:35.430	<b>44.941</b>	<b>134</b>	22.414	233	28.075	58
3	2	1:29.469	45.235	134	22.619	<b>234</b>	21.615	186	9	2	10:28.339	9:39.745	130	24.482	210	24.112	185
4	2	1:29.590	45.117	133	22.455	234	22.018	174	10	2	1:29.304	45.125	134	22.516	233	21.663	188
5	2	1:29.506	45.345	133	<b>22.324</b>	233	21.837	187	11	2	1:35.365	48.157	89	25.286	231	21.922	187
6	2	<b>1:28.937</b>	44.943	133	22.450	233	<b>21.544</b>	186	12	2	1:30.473	45.555	130	23.238	233	21.680	187



# ADAC GT Masters

## Sector List Qualifying 2

Provisional



Nürburgring, Length: 3629m

Air temperature: 19.8°C

Track temperature: 19.5°C

Weather condition: Dry

**DMSB** Reg. Nr.: R-11746/20

Sunday, August 16, 2020 9:00:00

Lap Id	Time	SE1	SP1	SE2	SP2	SE3	SP3	TSP	Lap Id	Time	SE1	SP1	SE2	SP2	SE3	SP3	TSP
<b>26</b>	Feller, CHE(#1) / Mücke, DEU(#2)								<b>theoretical besttime: 1:28.451</b>								
1	2	17:19.335	16:31.368	121	24.734	219	23.233	183	6	2	1:28.689	44.887	132	22.298	234	21.504	184
2	2	1:36.301	47.078	129	24.559	218	24.664	186	7	2	1:28.696	44.834	132	22.332	234	21.530	185
3	2	1:31.335	45.903	132	22.705	232	22.727	<b>187</b>	8	2	1:28.640	44.884	132	22.296	234	<b>21.460</b>	<b>186</b>
4	2	1:33.578	44.944	132	22.463	234	26.171	187	9	2	1:28.655	44.906	132	<b>22.228</b>	<b>234</b>	21.521	184
5	2	1:28.765	44.780	131	22.414	233	21.571	184	10	2	<b>1:28.600</b>	<b>44.763</b>	<b>131</b>	22.348	234	21.489	186

<b>28</b>	Hofer, AUT(#1) / Haase, DEU(#2)								<b>theoretical besttime: 1:27.777</b>								
1	2	17:55.464	17:06.461	126	23.845	206	25.158	180	6	2	<b>1:27.890</b>	44.481	133	22.144	234	21.265	185
2	2	1:34.960	47.656	131	22.645	233	24.659	186	7	2	1:29.878	44.626	133	<b>22.137</b>	<b>235</b>	23.115	186
3	2	1:31.980	44.795	131	22.387	233	24.798	<b>187</b>	8	2	1:30.137	44.816	130	22.677	223	22.644	187
4	2	1:28.352	44.773	132	22.361	233	<b>21.218</b>	185	9	2	1:29.494	44.613	132	22.249	229	22.632	186
5	2	1:28.061	44.633	132	22.178	234	21.250	186	10	2	1:27.967	<b>44.422</b>	<b>133</b>	22.196	235	21.349	186

<b>29</b>	Schramm, DEU(#1) / Mies, DEU(#2)								<b>theoretical besttime: 1:28.022</b>								
1	2	17:41.757	16:53.328	118	25.133	213	23.296	183	6	2	<b>1:28.128</b>	44.628	132	22.246	235	21.254	187
2	2	1:38.130	51.736	128	23.372	231	23.022	186	7	2	1:29.598	45.479	132	22.705	233	21.414	186
3	2	1:39.498	47.431	129	23.054	189	29.013	<b>187</b>	8	2	1:28.241	44.676	133	22.254	234	21.311	186
4	2	1:28.369	44.809	<b>133</b>	22.328	235	<b>21.232</b>	187	9	2	1:28.167	44.650	133	22.267	235	21.250	187
5	2	1:28.145	<b>44.621</b>	133	<b>22.169</b>	234	21.355	186	10	2	1:28.352	44.707	133	22.284	234	21.361	186

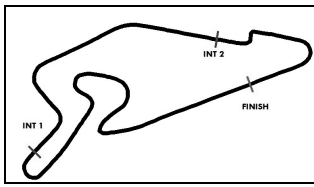
<b>30</b>	Ineichen, CHE(#1) / Bortolotti, ITA(#2)								<b>theoretical besttime: 1:27.703</b>								
1	2	4:19.395	2:59.719	109	36.809	72	42.867	46	6	2	<b>1:27.800</b>	<b>44.366</b>	<b>132</b>	22.311	234	<b>21.123</b>	<b>186</b>
2	2	15:32.801	14:46.022	126	23.741	230	23.038	183	7	2	1:33.814	48.340	124	23.296	210	22.178	185
3	2	1:35.912	46.463	129	22.953	233	26.496	186	8	2	1:29.014	44.911	130	22.476	233	21.627	187
4	2	1:29.343	44.548	131	22.364	<b>234</b>	22.431	<b>187</b>	9	2	1:33.398	44.606	131	<b>22.214</b>	<b>233</b>	26.578	58
5	2	1:28.572	44.405	131	22.404	233	21.763	187									

<b>31</b>	Niederhauser, CHE(#1) / van der Linde, ZAF(#2)								<b>theoretical besttime: 1:27.515</b>								
1	2	16:30.983	15:43.064	120	24.461	227	23.458	181	6	2	<b>1:27.576</b>	44.387	132	<b>22.114</b>	<b>234</b>	<b>21.075</b>	<b>187</b>
2	2	1:32.700	47.465	127	23.086	231	22.149	184	7	2	1:27.820	44.455	133	22.155	235	21.210	188
3	2	1:38.229	45.599	131	22.702	233	29.928	<b>188</b>	8	2	1:27.590	<b>44.326</b>	<b>133</b>	22.114	234	21.150	187
4	2	1:35.870	45.965	128	23.988	184	25.917	186	9	2	1:35.045	44.420	133	22.125	234	28.500	58
5	2	1:27.873	44.505	132	22.140	234	21.228	187									

<b>32</b>	Weerts, BEL(#1) / Vanthoor, BEL(#2)								<b>theoretical besttime: 1:27.675</b>								
1	2	2:30.385	1:20.148	92	35.738	123	34.499	57	7	2	1:30.444	46.400	130	22.567	231	21.477	186
2	2	14:03.274	13:18.115	127	23.205	227	21.954	184	8	2	1:27.962	44.520	133	<b>22.150</b>	<b>234</b>	21.292	187
3	2	1:31.534	45.826	127	22.802	227	22.906	187	9	2	<b>1:27.759</b>	<b>44.458</b>	<b>132</b>	22.234	233	<b>21.067</b>	<b>187</b>
4	2	1:30.544	44.535	132	23.604	229	22.405	186	10	2	1:29.407	44.594	133	22.228	233	22.585	187
5	2	1:43.135	52.872	67	27.714	229	22.549	<b>187</b>	11	2	1:27.875	44.565	130	22.162	234	21.148	186
6	2	1:27.910	44.530	<b>133</b>	22.186	<b>234</b>	21.194	186									

<b>33</b>	Salaquarda, CZE(#1) / Stippler, DEU(#2)								<b>theoretical besttime: 1:28.081</b>								
1	2	17:50.356	16:55.918	115	28.919	165	25.519	180	6	2	1:28.268	44.817	132	22.169	235	<b>21.282</b>	<b>186</b>
2	2	1:43.612	48.726	126	30.057	140	24.829	183	7	2	<b>1:28.242</b>	44.708	132	<b>22.119</b>	<b>235</b>	21.415	186
3	2	1:36.544	50.446	128	23.189	233	22.909	185	8	2	1:28.412	<b>44.680</b>	<b>129</b>	22.226	235	21.506	186
4	2	1:30.173	45.647	131	22.502	231	22.024	<b>187</b>	9	2	1:44.270	46.325	130	25.319	169	32.626	57
5	2	1:28.533	44.707	131	22.281	235	21.545	186									

<b>34</b>	Goethe, DNK(#1) / Hall, GBR(#2)								<b>theoretical besttime: 1:28.205</b>								
1	2	2:42.426	1:26.328	100	37.072	111	39.026	57	8	2	1:28.988	45.061	130	22.398	232	21.529	185
2	2	10:17.720	9:30.108	117	24.000	228	23.612	181	9	2	1:28.588	44.949	131	22.320	233	21.319	184
3	2	1:33.994	48.026	127	23.811	230	22.157	184	10	2	1:28.667	44.941	132	<b>22.288</b>	<b>234</b>	21.438	186
4	2	1:29.345	45.212	131	22.513	232	21.620	184	11	2	1:28.648	44.797	128	22.377	233	21.474	186
5	2	1:35.054	47.324	126	25.676	208	22.054	186	12	2	1:29.986	44.879	130	22.951	228	22.156	186
6	2	1:29.907	45.177	132	22.491	232	22.239	186	13	2	<b>1:28.229</b>	<b>44.633</b>	<b>131</b>	22.312	233	<b>21.284</b>	<b>186</b>
7	2	1:29.462	45.415	132	22.510	233	21.537	<b>186</b>	14	2	1:40.640	46.303	110	25.474	217	28.863	57



# ADAC GT Masters

## Sector List Qualifying 2

Provisional



Nürburgring, Length: 3629m

Air temperature: 19.8°C

Track temperature: 19.5°C

Weather condition: Dry

**DMSB** Reg. Nr.: R-11746/20

Sunday, August 16, 2020 9:00:00

Lap Id	Time	SE1	SP1	SE2	SP2	SE3	SP3	TSP	Lap Id	Time	SE1	SP1	SE2	SP2	SE3	SP3	TSP
<b>36</b> Dienst, DEU(#1) / Frommenwiler, CHE(#2)									<b>theoretical besttime: 1:28.344</b>								
1	2	2:41.298	1:31.382	103	34.873	116	35.043	136	8	2	1:28.675	<b>44.846</b>	<b>132</b>	22.397	234	21.432	188
2	2	2:13.527	1:04.911	89	31.939	152	36.677	57	9	2	1:40.195	44.902	134	24.121	157	31.172	57
3	2	2:42.587	1:55.769	125	24.324	230	22.494	185	10	2	2:34.893	1:41.547	133	25.641	191	27.705	186
4	2	1:45.317	59.124	108	23.921	229	22.272	188	11	2	1:30.573	45.578	136	22.545	234	22.450	190
5	2	1:29.140	45.102	127	22.562	234	21.476	188	12	2	1:28.697	45.021	128	22.353	236	21.323	188
6	2	1:28.754	44.883	129	22.506	234	21.365	188	13	2	<b>1:28.465</b>	44.889	129	<b>22.220</b>	<b>235</b>	21.356	188
7	2	1:28.548	44.907	128	22.363	235	<b>21.278</b>	188	14	2	1:46.875	49.518	110	26.286	148	31.071	57

<b>47</b> Dontje, NLD(#1) / Götz, DEU(#2)									<b>theoretical besttime: 1:27.936</b>								
1	2	13:53.166	12:59.447	116	28.909	141	24.810	181	7	2	1:28.346	44.991	137	22.196	234	<b>21.159</b>	<b>188</b>
2	2	1:35.943	49.251	132	23.920	204	22.772	185	8	2	<b>1:28.180</b>	44.877	137	22.054	235	21.249	189
3	2	1:32.184	46.905	129	23.229	221	22.050	189	9	2	1:32.166	45.281	136	24.350	212	22.535	190
4	2	1:35.932	46.323	132	23.373	215	26.236	190	10	2	1:29.041	45.110	137	22.300	234	21.631	189
5	2	1:35.604	45.056	136	22.337	234	28.211	<b>190</b>	11	2	1:28.228	44.982	138	<b>22.051</b>	<b>236</b>	21.195	189
6	2	1:43.767	<b>44.726</b>	137	34.012	181	25.029	190	12	2	1:34.641	44.803	137	22.278	234	27.560	58

<b>48</b> Ellis, GBR(#1) / Marciello, ITA(#2)									<b>theoretical besttime: 1:27.898</b>								
1	2	15:58.871	15:11.673	122	24.191	228	23.007	183	7	2	1:28.111	44.690	134	22.121	235	21.300	187
2	2	1:36.122	46.921	128	23.099	232	26.102	187	8	2	1:28.150	44.720	136	22.126	234	21.304	187
3	2	1:32.679	45.815	131	22.760	233	24.104	186	9	2	<b>1:27.978</b>	44.673	134	<b>22.093</b>	<b>235</b>	<b>21.212</b>	<b>187</b>
4	2	1:44.955	57.296	130	23.087	213	24.572	187	10	2	1:28.052	44.706	135	22.132	234	21.214	187
5	2	1:28.388	44.860	135	22.271	<b>235</b>	21.257	<b>188</b>	11	2	1:39.867	44.729	133	23.869	156	31.269	58
6	2	1:28.301	<b>44.593</b>	133	22.193	234	21.515	186									

<b>63</b> Perera, FRA(#1) / Costa Balboa, ESP(#2)									<b>theoretical besttime: 1:27.877</b>								
1	2	18:14.472	17:23.442	118	26.147	180	24.883	180	6	2	1:30.987	45.742	127	22.794	224	22.451	188
2	2	1:35.641	46.800	131	23.363	200	25.478	185	7	2	1:28.426	44.671	131	22.311	235	21.444	187
3	2	1:32.527	45.089	134	22.308	235	25.130	187	8	2	1:27.997	44.600	134	<b>22.161</b>	<b>234</b>	21.236	187
4	2	1:28.344	44.791	133	22.207	235	21.346	187	9	2	1:28.045	44.657	134	22.180	235	<b>21.208</b>	<b>187</b>
5	2	<b>1:27.915</b>	<b>44.508</b>	133	22.188	235	21.219	187									

<b>71</b> Paul, DEU(#1) / Langeveld, NLD(#2)									<b>theoretical besttime: 1:28.321</b>								
1	2	14:39.332	13:47.406	116	28.169	190	23.757	183	7	2	1:30.622	45.989	132	22.663	233	21.970	186
2	2	1:33.228	47.188	128	23.499	211	22.541	185	8	2	1:28.380	44.706	129	<b>22.294</b>	<b>234</b>	<b>21.380</b>	<b>186</b>
3	2	1:30.513	45.326	132	23.546	227	21.641	185	9	2	<b>1:28.330</b>	<b>44.647</b>	<b>132</b>	22.299	234	21.384	185
4	2	1:29.368	45.512	<b>135</b>	22.386	<b>234</b>	21.470	<b>186</b>	10	2	1:28.575	44.779	133	22.368	234	21.428	185
5	2	1:28.761	44.847	134	22.365	234	21.549	186	11	2	1:28.561	44.776	131	22.335	233	21.450	185
6	2	1:28.698	44.817	131	22.417	234	21.464	186	12	2	1:34.429	44.952	129	22.446	233	27.031	59

<b>72</b> Schöll, AUT(#1) / Pepper, ZAF(#2)									<b>theoretical besttime: 1:26.696</b>								
1	2	2:14.117	1:18.982	118	25.683	236	29.452	49	5	2	1:28.545	44.413	137	21.889	244	22.243	197
2	2	15:54.710	15:07.648	129	23.886	195	23.176	191	6	2	<b>1:26.696</b>	<b>43.945</b>	<b>135</b>	<b>21.822</b>	<b>244</b>	<b>20.929</b>	<b>194</b>
3	2	1:36.190	45.544	133	24.346	168	26.300	196	7	2	1:36.862	46.361	115	25.770	142	24.731	197
4	2	1:29.731	44.411	134	21.993	242	23.327	<b>197</b>	8	2	1:34.116	44.367	133	22.216	242	27.533	57

<b>77</b> Pommer, DEU(#1) / Schmidt, CHE(#2)									<b>theoretical besttime: 1:27.777</b>								
1	2	3:32.597	1:59.904	88	50.565	74	42.128	51	7	2	1:28.048	44.642	135	22.096	237	21.310	191
2	2	14:00.098	13:06.656	116	27.639	187	25.803	136	8	2	1:27.993	44.624	136	22.087	238	21.282	191
3	2	1:38.723	52.399	133	22.986	229	23.338	187	9	2	1:28.038	44.690	136	22.082	242	21.266	191
4	2	1:37.638	47.367	131	23.196	155	27.075	191	10	2	1:27.876	44.650	137	<b>22.054</b>	<b>238</b>	21.172	190
5	2	1:34.521	47.245	135	23.526	163	23.750	<b>192</b>	11	2	<b>1:27.780</b>	<b>44.574</b>	<b>136</b>	22.057	242	<b>21.149</b>	<b>191</b>
6	2	1:28.308	44.770	136	22.185	231	21.353	190									

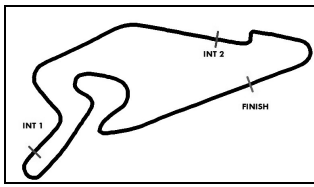
<b>82</b> Schothorst, NLD(#1) / Zimmermann, DEU(#2)									<b>theoretical besttime: 1:27.837</b>								
1	2	18:42.027	17:47.681	73	25.902	223	28.444	180	6	2	1:28.142	44.654	132	22.204	235	21.284	187
2	2	1:36.336	47.426	131	26.634	198	22.276	187	7	2	1:28.030	44.624	133	<b>22.155</b>	<b>235</b>	21.251	187
3	2	1:32.213	45.076	132	22.627	234	24.510	<b>188</b>	8	2	<b>1:27.977</b>	44.604	132	22.268	234	<b>21.105</b>	<b>188</b>
4	2	1:28.458	44.779	132	22.376	233	21.303	187	9	2	1:28.296	44.619	133	22.245	234	21.432	186

ver: 1.0

[www.adac.de/motorsport](http://www.adac.de/motorsport)

Page 4/ 5 printed: 16.8.2020 10:16





# ADAC GT Masters

## Sector List Qualifying 2

Provisional



Nürburgring, Length: 3629m

Air temperature: 19.8°C

Track temperature: 19.5°C

Weather condition: Dry

**DMSB** Reg. Nr.: R-11746/20

Sunday, August 16, 2020 9:00:00

Lap	Id	Time	SE1	SP1	SE2	SP2	SE3	SP3	TSP	Lap	Id	Time	SE1	SP1	SE2	SP2	SE3	SP3	TSP
5	2	1:28.237	<b>44.577</b>	133	22.310	234	21.350	187											

### 91 Joos, DEU(#1) / Andlauer, FRA(#2)

**theoretical besttime: 1:27.725**

1	2	2:49.748	1:32.389	98	37.424	98	39.935	51		7	2	1:28.729	<b>44.505</b>	<b>134</b>	22.212	236	22.012	191	
2	2	14:36.129	13:46.419	130	24.360	159	25.350	189		8	2	<b>1:27.926</b>	44.524	134	22.217	237	21.185	189	
3	2	1:33.661	45.244	136	24.742	144	23.675	191		9	2	1:30.447	45.180	135	22.997	217	22.270	189	
4	2	1:28.459	44.735	<b>136</b>	22.314	235	21.410	187		10	2	1:28.283	44.827	136	<b>22.106</b>	<b>236</b>	21.350	191	
5	2	1:34.622	44.625	135	22.197	237	27.800	189		11	2	1:28.098	44.797	135	22.157	236	21.144	189	
6	2	1:27.992	44.640	135	22.238	<b>237</b>	<b>21.114</b>	189											

### 92 Ammermüller, DEU(#1) / Engelhart, DEU(#2)

**theoretical besttime: 1:27.818**

1	2	16:24.453	15:37.441	119	23.945	227	23.067	184		7	2	1:28.257	44.655	132	22.262	235	21.340	188	
2	2	1:34.716	46.703	131	22.685	233	25.328	186		8	2	1:27.933	<b>44.600</b>	<b>133</b>	<b>22.175</b>	<b>235</b>	21.158	188	
3	2	1:32.994	46.520	131	23.136	233	23.338	189		9	2	1:31.198	46.096	127	22.819	234	22.283	189	
4	2	1:33.241	46.664	133	23.743	180	22.834	190		10	2	1:29.793	45.155	118	22.807	234	21.831	190	
5	2	1:28.245	44.685	132	22.293	235	21.267	187		11	2	<b>1:27.886</b>	44.614	132	22.229	233	<b>21.043</b>	<b>188</b>	
6	2	1:28.186	44.736	133	22.259	235	21.191	187											

### 99 Renauer, DEU(#1) / Müller, DEU(#2)

**theoretical besttime: 1:27.646**

1	2	17:13.261	16:21.739	107	26.304	217	25.218	161		6	2	<b>1:27.810</b>	44.553	135	22.088	237	21.169	189	
2	2	1:39.255	50.311	127	25.538	182	23.406	187		7	2	1:29.091	44.591	135	22.226	237	22.274	191	
3	2	1:32.299	46.864	128	22.869	234	22.566	191		8	2	1:27.903	<b>44.443</b>	<b>134</b>	<b>22.054</b>	<b>237</b>	21.406	189	
4	2	1:33.778	44.860	<b>135</b>	23.828	225	25.090	188		9	2	1:28.059	44.611	134	22.074	236	21.374	188	
5	2	1:27.854	44.602	135	22.103	<b>237</b>	<b>21.149</b>	189		10	2	1:27.995	44.645	134	22.149	235	21.201	189	