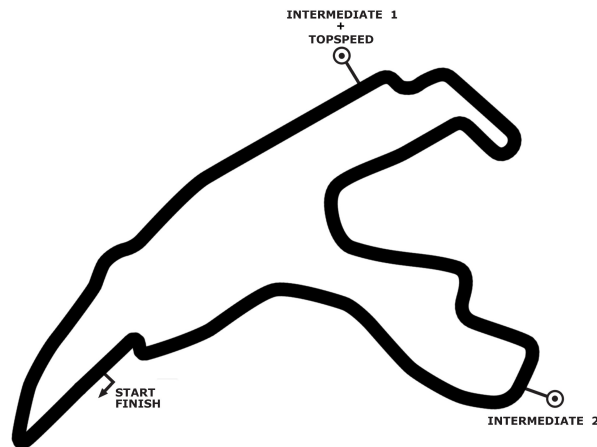


DTM

DTM Spa

race 2



Circuit de Spa-Francorchamps 7004 m

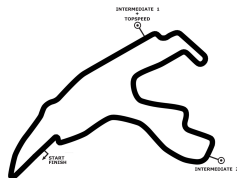
01. & 02.08.2020

DTM Spa

Circuit de Spa-Francorchamps, length 7004 m

01. & 02.08.2020

DTM




DTM

Result race 2, 02.08.2020

-Reg.No.: C-S-DTMS-001

Rk	No	DRIVER/ENTRANT	CAR	LAPS	TIME	GAP	INT	km/h	BEST	IN
1	33	René Rast (DEU) Audi Sport Team Rosberg	Audi Sport RS 5 DTM	26	57:17.254			190.726	2:08.715	16
2	51	Nico Müller (CHE) Audi Sport Team Abt Sportsline	Castrol EDGE Audi RS 5 DTM	26	57:17.737	0.483	0.483	190.699	2:08.850	16
3	4	Robin Frijns (NLD) Audi Sport Team Abt Sportsline	Aral Ultimate Audi RS 5 DTM	26	57:22.647	5.393	4.910	190.427	2:09.496	19
4	53	Jamie Green (GBR) Audi Sport Team Rosberg	Akrapovic Audi RS 5 DTM	26	57:28.334	11.080	5.687	190.113	2:09.679	20
5	99	Mike Rockenfeller (DEU) Audi Sport Team Phoenix	Twin Busch Audi RS5 DTM	26	57:40.689	23.435	12.355	189.435	2:10.000	2
6	31	Sheldon Van der Linde (RSA) BMW Team RBM	Shell BMW M4 DTM	26	57:41.372	24.118	0.683	189.397	2:10.538	14
7	28	Loic Duval (FRA) Audi Sport Team Phoenix	BMC Air Filter Audi RS 5 DTM	26	57:44.382	27.128	3.010	189.233	2:10.578	15
8	22	Lucas Auer (AUT) BMW Team RMR	BMW Bank M4 DTM	26	58:00.352	43.098	15.970	188.364	2:11.091	15
9	27	Jonathan Aberdein (RSA) BMW Team RMR	CATL BMW M4 DTM	26	58:01.027	43.773	0.675	188.328	2:10.206	18
10	11	Marco Wittmann (DEU) BMW Team RMG	Schaeffler BMW M4 DTM	26	58:04.056	46.802	3.029	188.164	2:09.791	21
11	25	Philipp Eng (AUT) BMW Team RBM	ZF BMW M4 DTM	26	58:05.003	47.749	0.947	188.113	2:10.840	20
12	13	Fabio Scherer (CHE) WRT Team Audi Sport	WRT Audi RS 5 DTM	26	58:07.568	50.314	2.565	187.975	2:11.045	16
13	16	Timo Glock (DEU) BMW Team RMG	iQOO BMW M4 DTM	26	58:11.460	54.206	3.892	187.765	2:11.510	24
14	8	Robert Kubica (POL) ART GRAND PRIX	BMW M4 CLASS1	26	58:47.699	1:30.445	36.239	185.836	2:12.190	4
15	62	Ferdinand Habsburg (AUT) WRT Team Audi Sport	WRT Audi RS 5 DTM	26	59:06.491	1:49.237	18.792	184.852	2:10.511	2
NOT CLASSIFIED										
	10	Harrison Newey (GBR) WRT Team Audi Sport	WRT Audi RS 5 DTM	12	27:03.658	14 Runden		186.353	2:10.394	7

fastest lap: 33 Rast René 2:08.715 = 195.893 km/h at lap 16

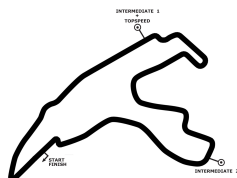
Issued:	Clerk of the Course:	Timekeeper:	
---------	----------------------	-------------	---

Subject to final scrutineering !



Lapchart: DTM race 2

POS	1	2	3	4	5	6	7	8	9	10	11	12	13	14	15	16	17
LAP 1	33	51	4	99	31	25	22	16	53	11	13	28	62	10	8	27	
LAP 2	33	51	4	99	31	25	22	53	16	11	13	28	62	10	8	27	
LAP 3	33	51	4	99	31	53	25	22	16	11	28	13	62	8	27	10.	
LAP 4	51	33	4	99	53	31	22	25	28	16	11	62	13	8	27	10	
LAP 5	51	33	4	99	53	31	22	28	25	62	16	13	11	8	27	10	
LAP 6	51	33	4	99	53	31	22	28	62	25	16	13	11	27	8	10	
LAP 7	51	33	4	99	53	31	22	28	25	16	13	11	27	62.	8	10	
LAP 8	51	33	4	99	53	31	22	28	16	25	13	11	27	8	10	62	
LAP 9	51	33	4	99	53	31	22	28	16	25	13	11	27	8	10	62	
LAP 10	51	33	4	99	53	31	28	22	25	16	13	11	27	8.	10	62	
LAP 11	51	33	4	99	53	31	28	22	25	13	16	27	11	10	62	8	
LAP 12	51	33	4	53	99.	28	31.	22	25	27	16	11	13.	10.	62	8	
LAP 13	51	4	33.	53	25	28.	27	11	22.	16	99	31	62	13	8		
LAP 14	4	51.	53	27	11	33	25.	16.	99	31	28	62	22	13	8		
LAP 15	4	53.	51	11	33	27.	99	31	28	22	13	62	25	16	8		
LAP 16	4.	51	33	11	99	53	31	28	22	13	25	62	27	16	8		
LAP 17	51	33	11	4	99	53	31	28	22	13	25	27	16	62	8		
LAP 18	51	33	4	99	53	31	11.	28	22	13	27	25	16	62.	8		
LAP 19	51	33	4	99	53	31	28	22	13	27	25	11	16	8	62		
LAP 20	51	33	4	53	99	31	28	22	13	27	25	11	16	8	62		
LAP 21	33	51	4	53	99	31	28	22	13	27	25	11	16	8	62		
LAP 22	33	51	4	53	99	31	28	22	13	27	25	11	16	8	62		
LAP 23	33	51	4	53	99	31	28	22	27	13	25	11	16	8	62		
LAP 24	33	51	4	53	99	31	28	22	27	13	11	25	16	8	62		
LAP 25	33	51	4	53	99	31	28	22	27	11	13	25	16	8	62		
LAP 26	33	51	4	53	99	31	28	22	27	11	25	13	16	8	62		



Lap by Lap race 2, 02.08.2020

4 Robin Frijns , Aral Ultimate Audi RS 5 DTM / NLD															
1	2:13.092	2	2:09.881	3	2:09.971	4	2:09.897	5	2:11.470	6	2:11.476	7	2:10.050	8	2:09.868
9	2:10.671	10	2:11.790	11	2:11.963	12	2:12.402	13	2:13.191	14	2:11.838	15	2:12.310	pit	2:20.444
17	2:40.633	18	2:11.275	19	2:09.496	20	2:09.504	21	2:09.703	22	2:09.920	23	2:10.798	24	2:10.444
25	2:10.083	26	2:10.477												

8 Robert Kubica , BMW M4 CLASS1 / POL															
1	2:20.229	2	2:13.104	3	2:12.339	4	2:12.190	5	2:13.795	6	2:13.692	7	2:14.782	8	2:14.180
9	2:13.426	pit	2:21.351	11	2:46.659	12	2:14.192	13	2:13.058	14	2:13.722	15	2:13.522	16	2:13.867
17	2:13.957	18	2:14.403	19	2:14.648	20	2:14.886	21	2:14.374	22	2:14.190	23	2:14.397	24	2:14.292
25	2:14.458	26	2:13.986												

10 Harrison Newey , WRT Audi RS 5 DTM / GBR															
1	2:20.012	2	2:11.800	pit	2:18.574	4	2:28.401	5	2:12.198	6	2:12.196	7	2:10.394	8	2:11.716
9	2:12.710	10	2:12.643	11	2:12.404	pit	2:20.610								

11 Marco Wittmann , Schaeffler BMW M4 DTM / DEU															
1	2:18.015	2	2:11.204	3	2:11.903	4	2:12.612	5	2:13.990	6	2:13.381	7	2:13.111	8	2:12.808
9	2:12.841	10	2:13.300	11	2:13.801	12	2:13.801	13	2:14.119	14	2:12.645	15	2:13.573	16	2:13.433
17	2:13.511	pit	2:20.937	19	2:37.824	20	2:09.889	21	2:09.791	22	2:10.181	23	2:10.375	24	2:12.415
25	2:13.731	26	2:10.865												

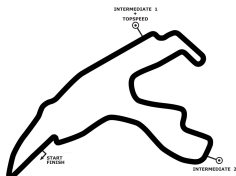
13 Fabio Scherer , WRT Audi RS 5 DTM / CHE															
1	2:18.277	2	2:11.258	3	2:12.205	4	2:12.456	5	2:12.638	6	2:13.241	7	2:13.326	8	2:12.820
9	2:12.372	10	2:13.437	11	2:12.694	pit	2:20.246	13	2:42.250	14	2:11.111	15	2:12.815	16	2:11.045
17	2:11.461	18	2:11.583	19	2:11.583	20	2:11.985	21	2:11.643	22	2:12.000	23	2:12.869	24	2:13.767
25	2:14.321	26	2:14.165												

16 Timo Glock , iQOO BMW M4 DTM / DEU															
1	2:17.230	2	2:11.537	3	2:11.605	4	2:12.664	5	2:13.439	6	2:13.249	7	2:13.134	8	2:12.243
9	2:12.633	10	2:13.871	11	2:13.952	12	2:14.635	13	2:15.181	pit	2:19.546	15	2:40.264	16	2:13.806
17	2:12.665	18	2:12.606	19	2:13.200	20	2:12.795	21	2:12.170	22	2:11.636	23	2:11.632	24	2:11.510
25	2:12.196	26	2:12.061												

22 Lucas Auer , BMW Bank M4 DTM / AUT															
1	2:16.334	2	2:11.470	3	2:12.079	4	2:11.436	5	2:11.760	6	2:12.471	7	2:12.139	8	2:12.896
9	2:13.133	10	2:14.652	11	2:12.983	12	2:14.003	pit	2:19.958	14	2:42.110	15	2:11.091	16	2:11.642
17	2:11.823	18	2:12.268	19	2:11.994	20	2:11.951	21	2:11.784	22	2:11.627	23	2:11.897	24	2:12.595
25	2:11.649	26	2:12.607												

25 Philipp Eng , ZF BMW M4 DTM / AUT															
1	2:15.965	2	2:11.531	3	2:11.821	4	2:12.798	5	2:13.357	6	2:13.904	7	2:12.942	8	2:13.581
9	2:12.248	10	2:12.395	11	2:13.883	12	2:14.324	13	2:12.888	pit	2:19.338	15	2:41.279	16	2:11.859
17	2:12.751	18	2:12.373	19	2:10.856	20	2:10.840	21	2:10.917	22	2:11.462	23	2:12.459	24	2:14.040
25	2:13.744	26	2:11.448												

27 Jonathan Aberdein , CATL BMW M4 DTM / RSA															
1	2:26.143	2	2:11.400	3	2:11.500	4	2:11.417	5	2:11.673	6	2:12.731	7	2:11.587	8	2:12.007
9	2:12.228	10	2:12.649	11	2:12.816	12	2:13.343	13	2:13.253	14	2:13.023	pit	2:20.103	16	2:41.312
17	2:10.405	18	2:10.206	19	2:10.442	20	2:11.086	21	2:11.708	22	2:11.939	23	2:12.097	24	2:11.460



Lap Analysis race 2, 02.08.2020

4 Robin Frijns , Aral Ultimate Audi RS 5 DTM / NLD

theoretical besttime: 2:08.972

Lap	Time	S1	V1	S2	V2	S3	V3	Vmax	Lap	Time	S1	V1	S2	V2	S3	V3	Vmax
1	2:13.092	39.788	280	59.880		33.424	177	280	14	2:11.838	36.470	295	1:01.620		33.748	176	295
2	2:09.881	36.718	284	59.673		33.490	176	284	15	2:12.310	37.051	281	1:01.340		33.919	176	281
3	2:09.971	36.697	282	1:00.008		33.266	178	282	16	2:20.444	37.083	282	1:02.000		0.000		282
4	2:09.897	36.033	297	1:00.531		33.333	176	297	17	2:40.633	1:06.882	276	1:00.314		33.437	177	276
5	2:11.470	36.723	285	1:00.848		33.899	175	285	18	2:11.275	36.727	281	1:00.130	171	34.418	179	281
6	2:11.476	36.976	281	1:00.709		33.791	176	281	19	2:09.496	36.161	295	59.706		33.629	177	295
7	2:10.050	36.218	296	1:00.457		33.375	175	296	20	2:09.504	36.141	298	59.948		33.415	177	298
8	2:09.868	36.267	298	1:00.256		33.345	175	298	21	2:09.703	36.247	295	1:00.022		33.434	175	295
9	2:10.671	36.202	299	1:00.871		33.598	175	299	22	2:09.920	36.186	295	1:00.228		33.506	177	295
10	2:11.790	36.260	293	1:01.809		33.721	175	293	23	2:10.798	36.696	282	1:00.458		33.644	177	282
11	2:11.963	36.812	284	1:01.171		33.980	175	284	24	2:10.444	36.659	281	1:00.210		33.575	177	281
12	2:12.402	36.801	287	1:01.719		33.882	176	287	25	2:10.083	36.214	296	1:00.369		33.500	177	296
13	2:13.191	36.314	299	1:02.863		34.014	178	299	26	2:10.477	36.189	296	1:00.787		33.501	177	296

8 Robert Kubica , BMW M4 CLASS1 / POL

theoretical besttime: 2:11.543

Lap	Time	S1	V1	S2	V2	S3	V3	Vmax	Lap	Time	S1	V1	S2	V2	S3	V3	Vmax
1	2:20.229	43.397	276	1:01.962	184	34.870	173	276	14	2:13.722	37.273	287	1:01.888	175	34.561	172	287
2	2:13.104	38.039	276	1:01.439	181	33.626	175	276	15	2:13.522	37.524	278	1:01.465	175	34.533	173	278
3	2:12.339	36.990	281	1:01.201	182	34.148	174	281	16	2:13.867	37.468	278	1:01.695	174	34.704	172	278
4	2:12.190	36.737	290	1:01.180	180	34.273	172	290	17	2:13.957	37.539	276	1:01.799	177	34.619	172	276
5	2:13.795	37.387	280	1:01.995	177	34.413	173	280	18	2:14.403	37.655	276	1:01.929	173	34.819	173	276
6	2:13.692	36.868	290	1:01.905	177	34.919	173	290	19	2:14.648	37.673	277	1:02.017	173	34.958	173	277
7	2:14.782	37.840	278	1:02.225	175	34.717	172	278	20	2:14.886	37.714	276	1:02.296	173	34.876	171	276
8	2:14.180	37.158	288	1:02.452	177	34.570	172	288	21	2:14.374	37.382	287	1:02.417	175	34.575	173	287
9	2:13.426	37.058	289	1:02.110	178	34.258	173	289	22	2:14.190	37.589	278	1:02.130	175	34.471	174	278
10	2:21.351	37.714	278	1:01.960	176	0.000		278	23	2:14.397	37.467	278	1:02.145	175	34.785	172	278
11	2:46.659	1:10.231	268	1:01.722	175	34.706	174	268	24	2:14.292	37.198	288	1:02.429	175	34.665	174	288
12	2:14.192	37.360	283	1:02.146	175	34.686	172	283	25	2:14.458	37.249	286	1:02.508	175	34.701	174	286
13	2:13.058	37.365	284	1:01.535	178	34.158	173	284	26	2:13.986	37.181	287	1:02.272	172	34.533	175	287

10 Harrison Newey , WRT Audi RS 5 DTM / GBR

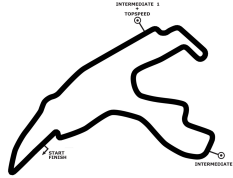
theoretical besttime: 2:10.275

Lap	Time	S1	V1	S2	V2	S3	V3	Vmax	Lap	Time	S1	V1	S2	V2	S3	V3	Vmax
1	2:20.012	44.028	275	1:01.609		34.375	177	275	7	2:10.394	37.040	292	1:00.140		33.214	165	292
2	2:11.800	38.252	284	1:00.159		33.389	178	284	8	2:11.716	37.318	291	1:00.417		33.981	173	291
3	2:18.574	37.333	279	1:00.021		0.000		279	9	2:12.710	37.845	290	1:00.678		34.187	172	290
4	2:28.401	53.494	281	1:00.451		34.456	174	281	10	2:12.643	37.617	278	1:00.939		34.087	176	278
5	2:12.198	37.496	286	1:00.622		34.080	174	286	11	2:12.404	37.054	293	1:00.997		34.353	176	293
6	2:12.196	37.587	277	1:00.455		34.154	175	277	12	2:20.610	37.622	279	1:01.279		0.000		279

11 Marco Wittmann , Schaeffler BMW M4 DTM / DEU

theoretical besttime: 2:09.650

Lap	Time	S1	V1	S2	V2	S3	V3	Vmax	Lap	Time	S1	V1	S2	V2	S3	V3	Vmax
1	2:18.015	42.349	279	1:01.111	181	34.555	176	279	14	2:12.645	36.830	296	1:01.860	177	33.955	173	296
2	2:11.204	36.757	294	1:00.877	180	33.570	175	294	15	2:13.573	37.131	295	1:02.592	177	33.850	173	295
3	2:11.903	36.744	297	1:01.219	181	33.940	175	297	16	2:13.433	37.439	282	1:01.878	177	34.116	174	282
4	2:12.612	36.941	298	1:01.466	178	34.205	174	298	17	2:13.511	36.939	295	1:02.305	177	34.267	174	295
5	2:13.990	37.767	279	1:02.008	178	34.215	173	279	18	2:20.937	37.345	282	1:02.265	176	0.000		282
6	2:13.381	37.289	283	1:01.853	179	34.239	173	283	19	2:37.824	1:04.170	286	1:00.368	181	33.286	176	286
7	2:13.111	37.261	284	1:01.620	177	34.230	175	284	20	2:09.889	36.607	295	59.974	182	33.308	176	295
8	2:12.808	37.292	283	1:01.447	176	34.069	173	283	21	2:09.791	36.563	294	59.846	182	33.382	175	294
9	2:12.841	37.278	283	1:01.476	178	34.087	174	283	22	2:10.181	36.545	295	1:00.108	181	33.528	175	295
10	2:13.300	37.163	284	1:01.892	179	34.245	174	284	23	2:10.375	36.518	296	1:00.354	180	33.503	174	296
11	2:13.801	37.508	287	1:02.076	178	34.217	173	287	24	2:12.415	37.055	283	1:01.338	181	34.022	174	283
12	2:13.801	37.239	286	1:02.440	177	34.122	174	286	25	2:13.731	36.863	284	1:02.916	179	33.952	174	284
13	2:14.119	36.707	299	1:02.750	166	34.662	173	299	26	2:10.865	36.588	297	1:00.607	179	33.670	174	297



Lap Analysis race 2, 02.08.2020

13 Fabio Scherer , WRT Audi RS 5 DTM / CHE

theoretical besttime: 2:10.259

Lap	Time	S1	V1	S2	V2	S3	V3	Vmax	Lap	Time	S1	V1	S2	V2	S3	V3	Vmax
1	2:18.277	42.437	276	1:01.349	190	34.491	178	276	14	2:11.111	36.927	282	1:00.366	178	33.818	177	282
2	2:11.258	36.725	284	1:00.886	183	33.647	178	284	15	2:12.815	37.825	276	1:01.336		33.654	176	276
3	2:12.205	36.830	284	1:01.661	185	33.714	178	284	16	2:11.045	36.930	282	1:00.222		33.893	177	282
4	2:12.456	36.699	298	1:01.449	180	34.308	174	298	17	2:11.461	36.969	284	1:00.589		33.903	177	284
5	2:12.638	37.287	284	1:01.100	177	34.251	177	284	18	2:11.583	36.884	280	1:00.745		33.954	177	280
6	2:13.241	36.672	299	1:02.697		33.872	178	299	19	2:11.583	36.972	282	1:00.664	175	33.947	177	282
7	2:13.326	37.384	281	1:01.751		34.191	176	281	20	2:11.985	36.707	284	1:01.464	175	33.814	177	284
8	2:12.820	36.752	295	1:01.880	177	34.188	177	295	21	2:11.643	36.390	299	1:01.530	178	33.723	176	299
9	2:12.372	36.513	298	1:01.956	178	33.903	176	298	22	2:12.000	36.432	300	1:01.768		33.800	176	300
10	2:13.437	37.065	287	1:02.361		34.011	176	287	23	2:12.869	36.849	288	1:01.510		34.510	175	288
11	2:12.694	36.766	300	1:01.725	176	34.203	176	300	24	2:13.767	37.134	284	1:02.508		34.125	177	284
12	2:20.246	36.836	294	1:01.955	175	0.000		294	25	2:14.321	37.258	276	1:02.469		34.594	177	276
13	2:42.250	1:07.468	276	1:00.969	183	33.813	177	276	26	2:14.165	37.063	302	1:02.643		34.459	174	302

16 Timo Glock , iQOO BMW M4 DTM / DEU

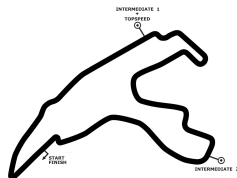
theoretical besttime: 2:10.456

Lap	Time	S1	V1	S2	V2	S3	V3	Vmax	Lap	Time	S1	V1	S2	V2	S3	V3	Vmax
1	2:17.230	41.658	278	1:01.121	180	34.451	174	278	14	2:19.546	36.866	294	1:01.860	177	0.000		294
2	2:11.537	36.289	295	1:01.724	180	33.524	174	295	15	2:40.264	1:04.733	272	1:01.423	181	34.108	174	272
3	2:11.605	36.686	294	1:01.171	181	33.748	173	294	16	2:13.806	37.208	289	1:02.539	177	34.059	175	289
4	2:12.664	36.691	296	1:01.532	182	34.441	175	296	17	2:12.665	36.903	293	1:01.725	176	34.037	174	293
5	2:13.439	37.194	285	1:01.702	181	34.543	175	285	18	2:12.606	37.101	295	1:01.473	177	34.032	174	295
6	2:13.249	36.609	294	1:02.739	181	33.901	174	294	19	2:13.200	37.024	295	1:01.495	180	34.681	174	295
7	2:13.134	37.318	283	1:01.814	173	34.002	173	283	20	2:12.795	37.249	283	1:01.359	180	34.187	172	283
8	2:12.243	36.568	296	1:01.635	178	34.040	173	296	21	2:12.170	37.196	281	1:00.978	182	33.996	173	281
9	2:12.633	36.947	295	1:01.678	178	34.008	173	295	22	2:11.636	37.042	282	1:00.642	181	33.951	172	282
10	2:13.871	37.375	281	1:02.452	177	34.044	173	281	23	2:11.632	36.828	297	1:00.919	177	33.885	173	297
11	2:13.952	37.346	284	1:02.315	178	34.291	173	284	24	2:11.510	37.062	290	1:00.789	180	33.659	171	290
12	2:14.635	37.400	281	1:02.990	176	34.245	173	281	25	2:12.196	37.099	281	1:01.323	181	33.774	173	281
13	2:15.181	37.267	284	1:02.873	155	35.041	173	284	26	2:12.061	37.171	283	1:00.953		33.937	173	283

22 Lucas Auer , BMW Bank M4 DTM / AUT

theoretical besttime: 2:10.314

Lap	Time	S1	V1	S2	V2	S3	V3	Vmax	Lap	Time	S1	V1	S2	V2	S3	V3	Vmax
1	2:16.334	40.917	265	1:01.412	181	34.005	176	265	14	2:42.110	1:06.096	264	1:01.838	175	34.176	177	264
2	2:11.470	36.541	285	1:01.311	179	33.618	175	285	15	2:11.091	37.212	291	1:00.164	180	33.715	175	291
3	2:12.079	36.924	295	1:01.528	177	33.627	175	295	16	2:11.642	36.961	281	1:00.701	178	33.980	175	281
4	2:11.436	36.610	297	1:00.799	178	34.027	174	297	17	2:11.823	37.033	281	1:00.655	178	34.135	174	281
5	2:11.760	36.532	297	1:01.454	177	33.774	173	297	18	2:12.268	37.218	279	1:00.811	178	34.239	175	279
6	2:12.471	37.123	283	1:01.279	177	34.069	174	283	19	2:11.994	36.618	295	1:01.265	176	34.111	175	295
7	2:12.139	36.621	295	1:01.594	176	33.924	173	295	20	2:11.951	36.593	296	1:01.419	177	33.939	175	296
8	2:12.896	37.196	282	1:01.496	175	34.204	173	282	21	2:11.784	36.640	295	1:01.221	178	33.923	175	295
9	2:13.133	37.176	283	1:01.765	175	34.192	174	283	22	2:11.627	36.556	295	1:01.257	179	33.814	175	295
10	2:14.652	37.902	282	1:02.318	175	34.432	173	282	23	2:11.897	36.652	295	1:01.242	179	34.003	174	295
11	2:12.983	36.701	297	1:02.111	177	34.171	173	297	24	2:12.595	37.151	281	1:01.390	179	34.054	176	281
12	2:14.003	37.433	281	1:02.003	175	34.567	173	281	25	2:11.649	36.581	295	1:01.218	178	33.850	175	295
13	2:19.958	36.684	296	1:01.961	174	0.000		296	26	2:12.607	37.209	279	1:01.290	177	34.108	175	279



Lap Analysis race 2, 02.08.2020

25 Philipp Eng , ZF BMW M4 DTM / AUT

theoretical besttime: 2:10.635

Lap	Time	S1	V1	S2	V2	S3	V3	Vmax	Lap	Time	S1	V1	S2	V2	S3	V3	Vmax
1	2:15.965	40.822	266	1:01.177	180	33.966	174	266	14	2:19.338	36.821	298	1:01.729	179	0.000	298	
2	2:11.531	36.854	289	1:00.996	180	33.681	173	289	15	2:41.279	1:05.245	267	1:02.130	179	33.904	176	267
3	2:11.821	36.778	295	1:01.633	180	33.410	173	295	16	2:11.859	37.074	294	1:01.007	179	33.778	175	294
4	2:12.798	37.328	279	1:01.378	179	34.092	173	279	17	2:12.751	37.207	281	1:01.560	179	33.984	174	281
5	2:13.357	37.064	277	1:02.287	180	34.006	173	277	18	2:12.373	37.332	281	1:01.352	181	33.689	176	281
6	2:13.904	37.162	285	1:02.794	180	33.948	175	285	19	2:10.856	36.535	295	1:00.736	183	33.591	174	295
7	2:12.942	37.279	283	1:01.669	179	33.994	173	283	20	2:10.840	36.550	300	1:00.882	183	33.408	175	300
8	2:13.581	37.189	268	1:02.128	178	34.264	174	268	21	2:10.917	36.497	300	1:00.798	183	33.622	175	300
9	2:12.248	36.602	297	1:01.794	180	33.852	175	297	22	2:11.462	36.733	288	1:01.073	183	33.656	175	288
10	2:12.395	36.765	297	1:01.879	178	33.751	175	297	23	2:12.459	36.537	302	1:02.174	182	33.748	175	302
11	2:13.883	37.258	284	1:02.203	177	34.422	174	284	24	2:14.040	36.754	298	1:03.371	181	33.915	176	298
12	2:14.324	37.329	283	1:02.809	178	34.186	174	283	25	2:13.744	36.711	276	1:03.278	180	33.755	176	276
13	2:12.888	37.065	285	1:01.773	179	34.050	175	285	26	2:11.448	36.821	300	1:00.904	181	33.723	175	300

27 Jonathan Aberdein , CATL BMW M4 DTM / RSA

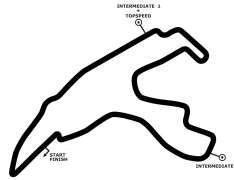
theoretical besttime: 2:10.132

Lap	Time	S1	V1	S2	V2	S3	V3	Vmax	Lap	Time	S1	V1	S2	V2	S3	V3	Vmax
1	2:26.143	42.680	262	1:02.215	179	41.248	176	262	14	2:13.023	36.928	287	1:02.034	178	34.061	174	287
2	2:11.400	37.218	286	1:00.573	181	33.609	174	286	15	2:20.103	36.833	295	1:01.983	178	0.000	174	295
3	2:11.500	37.012	285	1:00.662	179	33.826	174	285	16	2:41.312	1:06.780	272	1:01.058	184	33.474	176	272
4	2:11.417	36.944	286	1:00.719	181	33.754	175	286	17	2:10.405	36.370	299	1:00.472	180	33.563	175	299
5	2:11.673	36.925	286	1:00.903	180	33.845	175	286	18	2:10.206	36.361	296	1:00.395	181	33.450	175	296
6	2:12.731	36.641	279	1:02.035	180	34.055	175	279	19	2:10.442	36.358	299	1:00.346	181	33.738	175	299
7	2:11.587	36.981	285	1:00.772	177	33.834	174	285	20	2:11.086	36.336	300	1:00.839	180	33.911	176	300
8	2:12.007	36.818	284	1:01.374	178	33.815	174	284	21	2:11.708	36.398	301	1:01.495	181	33.815	174	301
9	2:12.228	36.849	288	1:01.515	177	33.864	174	288	22	2:11.939	36.372	302	1:01.568	177	33.999	175	302
10	2:12.649	36.536	291	1:02.154	177	33.959	178	291	23	2:12.097	36.450	300	1:01.908	177	33.739	175	300
11	2:12.816	36.724	297	1:02.077	179	34.015	175	297	24	2:11.460	36.399	300	1:01.372	178	33.689	175	300
12	2:13.343	36.774	290	1:02.648	179	33.921	175	290	25	2:12.152	36.802	287	1:01.379	178	33.971	175	287
13	2:13.253	36.961	289	1:02.104	179	34.188	173	289	26	2:12.347	36.457	285	1:01.713	178	34.177	175	285

28 Loic Duval , BMC Air Filter Audi RS 5 DTM / FRA

theoretical besttime: 2:10.210

Lap	Time	S1	V1	S2	V2	S3	V3	Vmax	Lap	Time	S1	V1	S2	V2	S3	V3	Vmax
1	2:18.650	42.637	276	1:01.575	187	34.438	179	276	14	2:39.401	1:04.741	274	1:01.022	190	33.638	177	274
2	2:11.240	36.650	281	1:01.047	187	33.543	180	281	15	2:10.578	36.381	291	1:00.521	182	33.675	176	291
3	2:11.364	36.437	299	1:01.323	182	33.604	179	299	16	2:10.977	36.535	294	1:00.869	183	33.573	175	294
4	2:11.374	36.254	298	1:01.555	178	33.565	176	298	17	2:11.792	36.966	281	1:00.922	186	33.904	176	281
5	2:11.825	36.494	291	1:01.598	183	33.733	176	291	18	2:11.863	37.033	279	1:00.930	181	33.900	176	279
6	2:12.418	36.931	281	1:01.449	180	34.038	176	281	19	2:11.403	36.891	281	1:00.694	180	33.818	176	281
7	2:12.115	36.756	281	1:01.530	180	33.829	175	281	20	2:11.554	36.906	281	1:00.793	181	33.855	176	281
8	2:12.291	37.157	280	1:01.192	183	33.942	176	280	21	2:10.651	36.354	293	1:00.825	181	33.472	175	293
9	2:12.849	36.721	291	1:02.207	180	33.921	177	291	22	2:10.653	36.357	292	1:00.632	181	33.664	175	292
10	2:12.124	36.855	295	1:01.548	180	33.721	176	295	23	2:10.675	36.228	297	1:00.977	181	33.470	175	297
11	2:12.774	37.166	282	1:01.422	183	34.186	175	282	24	2:10.600	36.290	296	1:00.850	181	33.460	176	296
12	2:12.937	37.132	282	1:01.804	180	34.001	175	282	25	2:11.698	36.915	280	1:00.951	181	33.832	177	280
13	2:19.719	36.784	294	1:01.735	179	0.000		294	26	2:10.857	36.253	295	1:00.929	181	33.675	175	295



Lap Analysis race 2, 02.08.2020

31 Sheldon Van der Linde , Shell BMW M4 DTM / RSA

theoretical besttime: 2:10.393

Lap	Time	S1	V1	S2	V2	S3	V3	Vmax	Lap	Time	S1	V1	S2	V2	S3	V3	Vmax
1	2:15.276	40.544	272	1:00.990	180	33.742	175	272	14	2:10.538	36.460	292	1:00.641	181	33.437	175	292
2	2:10.846	36.707	293	1:00.601	180	33.538	174	293	15	2:11.361	37.076	281	1:00.496	180	33.789	175	281
3	2:11.017	36.731	295	1:00.716	181	33.570	174	295	16	2:10.866	36.531	296	1:00.741	181	33.594	175	296
4	2:12.899	37.403	280	1:01.007	180	34.489	174	280	17	2:11.555	36.976	284	1:00.730	182	33.849	175	284
5	2:11.455	36.747	295	1:01.136	182	33.572	175	295	18	2:11.411	36.995	283	1:00.701	181	33.715	175	283
6	2:11.671	36.652	295	1:01.232	179	33.787	174	295	19	2:11.418	36.777	284	1:00.906	180	33.735	175	284
7	2:12.245	37.206	283	1:01.203	179	33.836	175	283	20	2:11.351	36.577	295	1:01.138	180	33.636	176	295
8	2:11.938	37.210	282	1:00.842	179	33.886	175	282	21	2:11.491	36.785	285	1:01.067	181	33.639	175	285
9	2:11.984	37.114	284	1:01.076	180	33.794	175	284	22	2:11.736	36.662	295	1:01.447	181	33.627	175	295
10	2:12.139	37.101	284	1:01.087	180	33.951	174	284	23	2:11.498	36.591	297	1:01.366		33.541	175	297
11	2:12.353	37.134	284	1:01.314	180	33.905	175	284	24	2:11.677	36.534	296	1:01.557	180	33.586	176	296
12	2:19.159	36.767	296	1:01.347	181	0.000		296	25	2:12.013	36.741	285	1:01.679	181	33.593	176	285
13	2:39.192	1:04.963	277	1:00.502	180	33.727	176	277	26	2:12.283	37.015	284	1:01.528		33.740	176	284

33 René Rast , Audi Sport RS 5 DTM / DEU

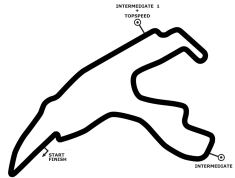
theoretical besttime: 2:08.638

Lap	Time	S1	V1	S2	V2	S3	V3	Vmax	Lap	Time	S1	V1	S2	V2	S3	V3	Vmax
1	2:11.740	38.952	279	59.682		33.106	178	279	14	2:38.496	1:05.383	288	1:00.020		33.093	177	288
2	2:09.570	36.754	284	59.525		33.291	177	284	15	2:10.577	36.268	295	1:00.630		33.679	179	295
3	2:10.389	36.902	282	1:00.181		33.306	177	282	16	2:08.715	36.265	296	59.543		32.907	178	296
4	2:10.201	36.744	281	1:00.198		33.259	176	281	17	2:09.611	36.726	284	59.505		33.380	177	284
5	2:10.436	36.438	283	1:00.728		33.270	177	283	18	2:09.323	36.306	295	59.809		33.208	177	295
6	2:10.495	36.820	283	1:00.207		33.468	176	283	19	2:10.379	36.825	284	1:00.045		33.509	178	284
7	2:10.820	36.950	282	1:00.423		33.447	175	282	20	2:09.806	36.226	295	1:00.341		33.239	178	295
8	2:10.500	36.472	295	1:00.694		33.334	175	295	21	2:09.960	36.228	295	1:00.161		33.571	177	295
9	2:11.478	36.902	284	1:00.915		33.661	176	284	22	2:10.646	36.865	281	1:00.301		33.480	177	281
10	2:11.165	36.783	295	1:00.978		33.404	177	295	23	2:11.185	36.755	284	1:00.755		33.675	177	284
11	2:12.357	36.966	282	1:01.636		33.755	176	282	24	2:11.752	37.150	282	1:00.856		33.746	177	282
12	2:12.518	36.846	296	1:01.798		33.874	178	296	25	2:11.860	36.961	282	1:01.119		33.780	178	282
13	2:20.363	37.113	283	1:02.294		0.000		283	26	2:12.912	38.130	279	1:01.045		33.737	177	279

51 Nico Müller , Castrol EDGE Audi RS 5 DTM / CHE

theoretical besttime: 2:08.626

Lap	Time	S1	V1	S2	V2	S3	V3	Vmax	Lap	Time	S1	V1	S2	V2	S3	V3	Vmax
1	2:12.449	39.355	281	59.817		33.277	177	281	14	2:19.474	37.034	281	1:01.461		0.000		281
2	2:09.618	36.424	287	59.867		33.327	176	287	15	2:38.122	1:03.913	286	1:00.501		33.708	179	286
3	2:09.956	36.652	284	1:00.248		33.056	183	284	16	2:08.850	36.056	294	59.632		33.162	178	294
4	2:09.205	36.277		59.548		33.380	176		17	2:08.934	36.022	295	59.654		33.258	177	295
5	2:10.258	36.877	283	59.991		33.390	175	283	18	2:10.464	36.822	283	1:00.226		33.416	176	283
6	2:10.477	36.865	283	1:00.143		33.469	175	283	19	2:10.855	36.959	281	1:00.390		33.506	177	281
7	2:10.687	36.928	283	1:00.295		33.464	174	283	20	2:10.377	36.798	282	1:00.150		33.429	177	282
8	2:10.753	36.939	283	1:00.342		33.472	176	283	21	2:11.206	36.893	281	1:00.981		33.332	181	281
9	2:11.282	36.933	284	1:00.838		33.511	176	284	22	2:10.806	36.471	279	1:00.891		33.444	176	279
10	2:11.199	36.899	284	1:00.656		33.644	175	284	23	2:10.991	36.458	299	1:01.062		33.471	179	299
11	2:11.849	36.977	283	1:01.140		33.732	175	283	24	2:11.630	36.780	285	1:01.227		33.623	180	285
12	2:11.861	37.086	286	1:01.247		33.528	176	286	25	2:11.720	36.841	287	1:01.276		33.603	181	287
13	2:11.686	36.994	284	1:01.073		33.619	176	284	26	2:13.028	38.065	284	1:01.377		33.586	177	284



Lap Analysis race 2, 02.08.2020

53 Jamie Green , Akrapovic Audi RS 5 DTM / GBRtheoretical besttime: **2:08.935**

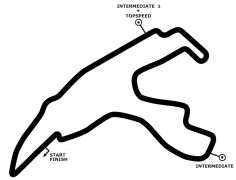
Lap	Time	S1	V1	S2	V2	S3	V3	Vmax	Lap	Time	S1	V1	S2	V2	S3	V3	Vmax
1	2:17.715	42.156	278	1:00.848	181	34.711	177	278	14	2:11.580	36.666	293	1:01.127		33.787	175	293
2	2:10.286	36.930	291	59.835	181	33.521	181	291	15	2:18.913	36.819	292	1:01.082		0.000		292
3	2:10.296	36.545	299	1:00.588		33.163	175	299	16	2:39.471	1:06.330	271	59.866		33.275	181	271
4	2:11.533	37.023	282	1:00.577	179	33.933	179	282	17	2:10.360	36.189	293	1:00.487		33.684	177	293
5	2:10.160	36.430	294	1:00.203		33.527	175	294	18	2:11.802	37.179	280	1:00.845		33.778	177	280
6	2:11.657	37.299	280	1:00.605		33.753	176	280	19	2:11.475	37.218	281	1:00.545		33.712	181	281
7	2:10.707	36.628	293	1:00.583		33.496	173	293	20	2:09.679	36.302	296	59.968		33.409	177	296
8	2:11.453	37.028	281	1:00.553		33.872	174	281	21	2:10.249	36.919	280	59.728		33.602	176	280
9	2:12.018	37.183	281	1:00.854		33.981	175	281	22	2:10.095	36.893	281	59.583		33.619	176	281
10	2:11.082	36.758	293	1:00.710		33.614	175	293	23	2:09.926	36.339	295	1:00.087		33.500	176	295
11	2:11.254	36.672	295	1:01.034		33.548	176	295	24	2:10.066	36.454	293	1:00.074		33.538	176	293
12	2:12.692	37.047	283	1:01.650		33.995	175	283	25	2:11.292	36.892	281	1:00.577		33.823	175	281
13	2:11.472	36.557	295	1:01.114		33.801	175	295	26	2:11.101	36.572	293	1:00.907		33.622	175	293

62 Ferdinand Habsburg , WRT Audi RS 5 DTM / AUTtheoretical besttime: **2:09.552**

Lap	Time	S1	V1	S2	V2	S3	V3	Vmax	Lap	Time	S1	V1	S2	V2	S3	V3	Vmax
1	2:19.949	44.076	280	1:01.738		34.135	179	280	14	2:13.448	37.304	281	1:01.919	174	34.225	174	281
2	2:10.511	37.515	282	59.660		33.336	179	282	15	2:14.747	37.473	284	1:02.869		34.405	174	284
3	2:11.524	36.602	297	1:01.161		33.761	178	297	16	2:14.037	37.731	286	1:02.287		34.019	178	286
4	2:12.027	36.556	297	1:01.682		33.789	176	297	17	2:15.664	37.473	280	1:03.059		35.132	171	280
5	2:12.012	36.887	295	1:01.356		33.769	176	295	18	2:22.526	38.031	282	1:02.826	172	0.000		282
6	2:12.219	36.681	295	1:01.873		33.665	174	295	19	2:46.218	1:10.397	276	1:01.884		33.937	177	276
7	2:20.004	37.351	282	1:01.603		0.000		282	20	2:12.089	37.382	279	1:01.005		33.702	174	279
8	2:45.501	1:11.527	282	1:00.569		33.405	178	282	21	2:11.907	37.148	280	1:00.957		33.802	174	280
9	2:11.282	36.817	288	1:00.870		33.595	174	288	22	2:13.364	37.220	283	1:01.744		34.400	171	283
10	2:11.414	36.839	292	1:00.845		33.730	174	292	23	2:14.227	37.387	281	1:02.242		34.598	173	281
11	2:12.640	37.534	281	1:01.278		33.828	174	281	24	2:15.009	37.540	280	1:03.083		34.386	173	280
12	2:12.650	37.475	281	1:01.373		33.802	174	281	25	2:15.019	37.636	281	1:02.507		34.876	173	281
13	2:12.168	36.798	293	1:01.627		33.743	175	293	26	2:14.335	37.268	292	1:02.586		34.481	177	292

99 Mike Rockenfeller , Twin Busch Audi RS5 DTM / DEUtheoretical besttime: **2:10.000**

Lap	Time	S1	V1	S2	V2	S3	V3	Vmax	Lap	Time	S1	V1	S2	V2	S3	V3	Vmax
1	2:14.585	40.290	279	1:00.719	182	33.576	176	279	14	2:11.394	36.847	290	1:01.063	181	33.484	174	290
2	2:10.000	36.452	294	1:00.271	182	33.270	175	294	15	2:12.033	37.229	280	1:00.902	177	33.902	173	280
3	2:10.667	36.664	294	1:00.485	180	33.518	171	294	16	2:10.500	36.632	293	1:00.361	180	33.507	173	293
4	2:10.999	36.758	295	1:00.488	180	33.753	173	295	17	2:11.188	36.459	295	1:01.296		33.433	174	295
5	2:11.614	36.682	294	1:00.991	176	33.941	172	294	18	2:12.014	37.023	284	1:01.122	179	33.869	175	284
6	2:11.512	37.064	284	1:00.591	177	33.857	174	284	19	2:11.661	36.969	281	1:00.857	181	33.835	174	281
7	2:11.533	37.041	284	1:00.601	177	33.891	171	284	20	2:12.896	37.360	281	1:01.530	176	34.006	174	281
8	2:10.634	36.497	295	1:00.709	179	33.428	174	295	21	2:12.061	37.159	280	1:00.864	180	34.038	174	280
9	2:11.213	36.539	295	1:01.058	181	33.616	175	295	22	2:12.049	37.099	282	1:01.102		33.848	175	282
10	2:12.101	37.132	279	1:01.117	181	33.852	174	279	23	2:11.620	36.537	294	1:01.436	178	33.647	175	294
11	2:12.328	37.121	283	1:01.300	179	33.907	174	283	24	2:12.116	36.588	294	1:01.909	180	33.619	175	294
12	2:18.831	36.593	294	1:01.506	180	0.000		294	25	2:12.141	37.053	279	1:01.148	179	33.940	176	279
13	2:40.944	1:06.471	285	1:01.041	183	33.432	174	285	26	2:12.055	36.725	293	1:01.545	180	33.785	175	293



Best Sector Times race 2

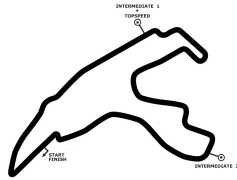
Pos.	sector 1			sector 2			sector 3			theoretical and best lap time				
	No	Driver	Time	No	Driver	Time	No	Driver	Time	No	Driver	theoretical	Best	Pos
1	51	Müller N.	36.022	33	Rast R.	59.505	33	Rast R.	32.907	51	Müller N.	2:08.626	2:08.850	
2	4	Frijns R.	36.033	51	Müller N.	59.548	51	Müller N.	33.056	33	Rast R.	2:08.638	2:08.715	
3	53	Green J.	36.189	53	Green J.	59.583	53	Green J.	33.163	53	Green J.	2:08.935	2:09.679	
4	33	Rast R.	36.226	62	Habsburg F.	59.660	10	Newey H.	33.214	4	Frijns R.	2:08.972	2:09.496	
5	28	Duval L.	36.228	4	Frijns R.	59.673	4	Frijns R.	33.266	62	Habsburg F.	2:09.552	2:10.511	
6	16	Glock T.	36.289	11	Wittmann M.	59.846	99	Rockenfeller M.	33.270	11	Wittmann M.	2:09.650	2:09.791	
7	27	Aberdein J.	36.336	10	Newey H.	1:00.021	11	Wittmann M.	33.286	99	Rockenfeller M.	2:10.000	2:10.000	
8	13	Scherer F.	36.390	22	Auer L.	1:00.164	62	Habsburg F.	33.336	27	Aberdein J.	2:10.132	2:10.206	
9	99	Rockenfeller M.	36.452	13	Scherer F.	1:00.222	25	Eng P.	33.408	28	Duval L.	2:10.210	2:10.578	
10	31	Van der Linde S.	36.460	99	Rockenfeller M.	1:00.278	31	Van der Linde S.	33.437	13	Scherer F.	2:10.259	2:11.045	
11	25	Eng P.	36.497	27	Aberdein J.	1:00.346	27	Aberdein J.	33.450	10	Newey H.	2:10.275	2:10.394	
12	11	Wittmann M.	36.518	31	Van der Linde S.	1:00.496	28	Duval L.	33.460	22	Auer L.	2:10.314	2:11.091	
13	22	Auer L.	36.532	28	Duval L.	1:00.522	16	Glock T.	33.524	31	Van der Linde S.	2:10.393	2:10.538	
14	62	Habsburg F.	36.556	16	Glock T.	1:00.643	22	Auer L.	33.618	16	Glock T.	2:10.456	2:11.510	
15	8	Kubica R.	36.737	25	Eng P.	1:00.730	8	Kubica R.	33.626	25	Eng P.	2:10.635	2:10.840	
16	10	Newey H.	37.040	8	Kubica R.	1:01.180	13	Scherer F.	33.647	8	Kubica R.	2:11.543	2:12.190	

DTM Spa

Circuit de Spa-Francorchamps, length 7004 m

01. & 02.08.2020

DTM

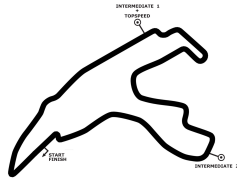


DTM

Topspeed race 2, 02.08.2020

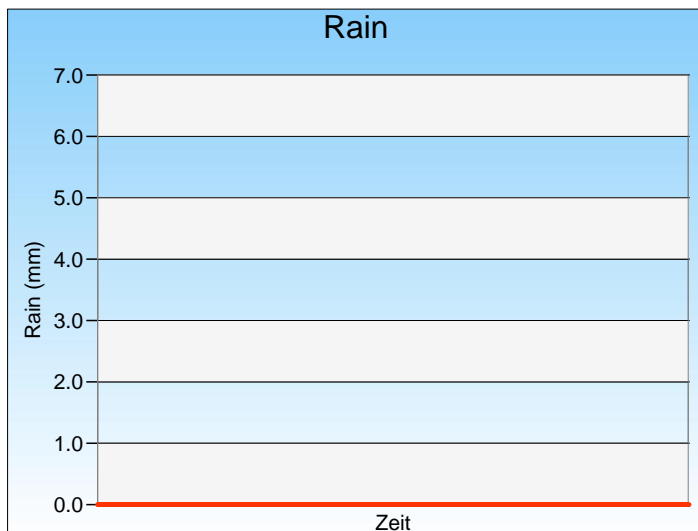
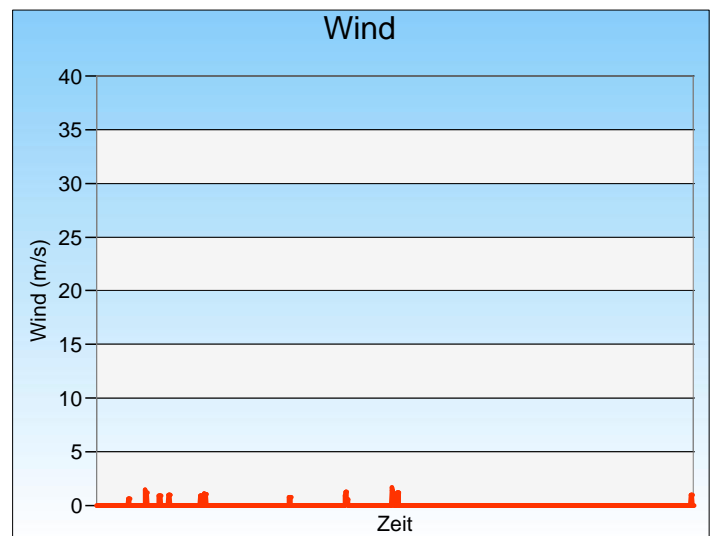
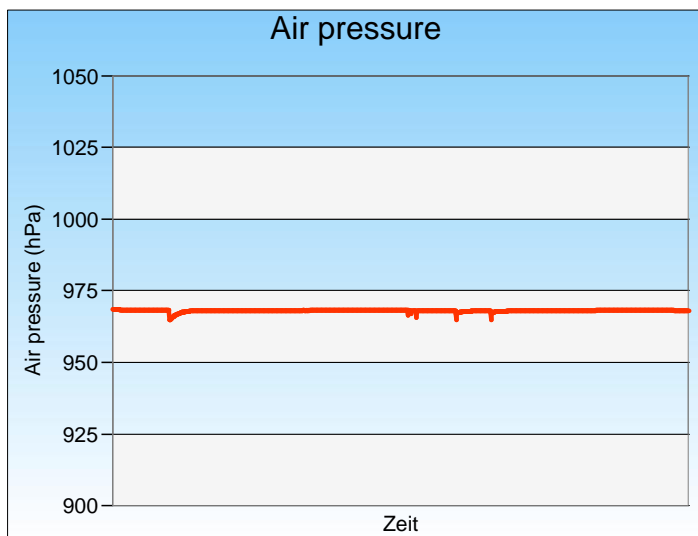
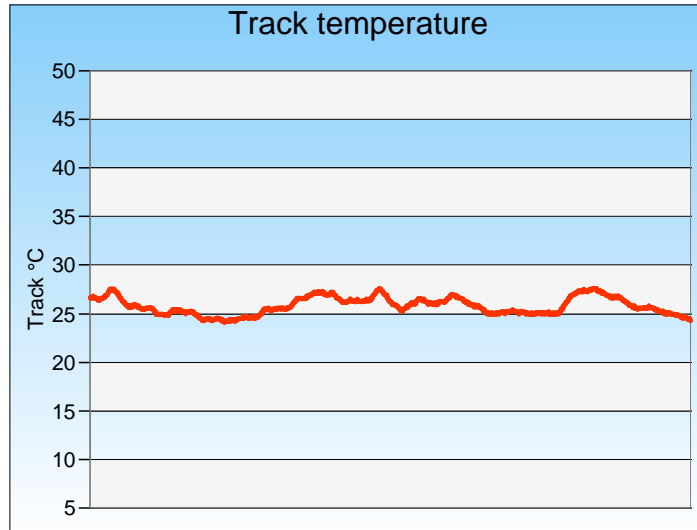
-Reg.No.: C-S-DTMS-001

Car No.	Driver	Make	Speed km/h
13	Fabio Scherer	WRT Audi RS 5 DTM	302
25	Philipp Eng	ZF BMW M4 DTM	302
27	Jonathan Aberdein	CATL BMW M4 DTM	302
51	Nico Müller	Castrol EDGE Audi RS 5 DTM	299
28	Loic Duval	BMC Air Filter Audi RS 5 DTM	299
11	Marco Wittmann	Schaeffler BMW M4 DTM	299
4	Robin Frijns	Aral Ultimate Audi RS 5 DTM	299
53	Jamie Green	Akrapovic Audi RS 5 DTM	299
16	Timo Glock	iQOO BMW M4 DTM	297
31	Sheldon Van der Linde	Shell BMW M4 DTM	297
22	Lucas Auer	BMW Bank M4 DTM	297
62	Ferdinand Habsburg	WRT Audi RS 5 DTM	297
33	René Rast	Audi Sport RS 5 DTM	296
99	Mike Rockenfeller	Twin Busch Audi RS5 DTM	295
10	Harrison Newey	WRT Audi RS 5 DTM	293
8	Robert Kubica	BMW M4 CLASS1	290



Weather race 2

02.08.2020, 13:30:00 - 14:25:00



Weather:



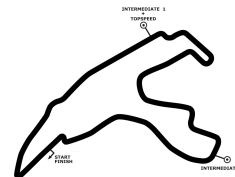
DTM Spa

Circuit de Spa-Francorchamps, length 7004 m

01. & 02.08.2020

DTM

Drivers Championship 2020



-Reg.No.: C-S-DTMS-001

POS	NAME / NATION	SUM	Spa (B) 1	Spa (B) 2	Lausitzring I 1	Lausitzring I 2	Lausitzring II 1	Lausitzring II 2	Assen (NL) 1	Assen (NL) 2	Nürburgring I 1	Nürburgring I 2	Nürburgring II 1	Nürburgring II 2	Zolder (B) I 1	Zolder (B) I 2	Zolder (B) II 1	Zolder (B) II 2	Hockenheim 1	Hockenheim 2	
1	Nico Müller / CHE	46	25 + 2 (1.)	18 + 1 (2.)																	
2	René Rast / DEU	39	10 + 1 (5.)	25 + 3 (1.)																	
3	Jamie Green / GBR	30	18 (2.)	12 (4.)																	
4	Robin Frijns / NLD	22	2 + 3 (9.)	15 + 2 (3.)																	
5	Mike Rockenfeller / DEU	22	12 (4.)	10 (5.)																	
6	Loic Duval / FRA	21	15 (3.)	6 (7.)																	
7	Lucas Auer / AUT	10	6 (7.)	4 (8.)																	
8	Philipp Eng / AUT	8	8 (6.)																		
9	Sheldon Van der Linde / RSA	8		8 (6.)																	
10	Timo Glock / DEU	4	4 (8.)																		
11	Jonathan Aberdein / RSA	3		2 (9.)																	
12	Marco Wittmann / DEU	1		1 (10.)																	

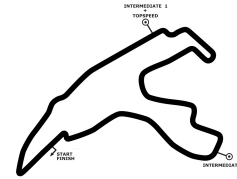
DTM Spa

Circuit de Spa-Francorchamps, length 7004 m

01. & 02.08.2020

DTM

Drivers Championship 2020



-Reg.No.: C-S-DTMS-001

POS	NAME / NATION	SUM	Spa (B) 1	Spa (B) 2	Lausitzring I 1	Lausitzring I 2	Lausitzring II 1	Lausitzring II 2	Assen (NL) 1	Assen (NL) 2	Nürburgring I 1	Nürburgring I 2	Nürburgring II 1	Nürburgring II 2	Zolder (B) I 1	Zolder (B) I 2	Zolder (B) II 1	Zolder (B) II 2	Hockenheim 1	Hockenheim 2
13	Fabio Scherer / CHE	0	(12.)	(12.)																
14	Harrison Newey / GBR	0	(13.)																	
15	Robert Kubica / POL	0	(14.)	(14.)																
16	Ferdinand Habsburg / AUT	0		(15.)																

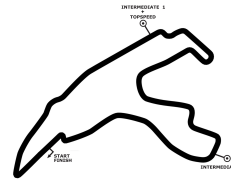
DTM Spa

Circuit de Spa-Francorchamps, length 7004 m

01. & 02.08.2020

DTM

Team Championship 2020



DTM

-Reg.No.: C-S-DTMS-001

POS	TEAM	SUM	Spa (B) 1	Spa (B) 2	Lausitzring I 1	Lausitzring I 2	Lausitzring II 1	Lausitzring II 2	Assen (NL) 1	Assen (NL) 2	Nürburgring I 1	Nürburgring I 2	Nürburgring II 1	Nürburgring II 2	Zolder (B) I 1	Zolder (B) I 2	Zolder (B) II 1	Zolder (B) II 2	Hockenheim 1	Hockenheim 2
1	Audi Sport Team Rosberg	69	29	40																
2	Audi Sport Team Abt Sportsline	68	32	36																
3	Audi Sport Team Phoenix	43	27	16																
4	BMW Team RBM	16	8	8																
5	BMW Team RMR	13	7	6																
6	BMW Team RMG	5	4	1																

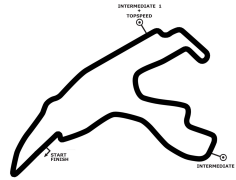
DTM Spa

Circuit de Spa-Francorchamps, length 7004 m

01. & 02.08.2020

DTM

Brand Championship 2020



-Reg.No.: C-S-DTMS-001

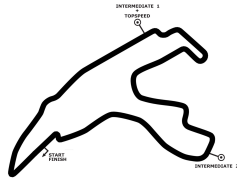
POS	NAME / NATION	SUM	Spa (B) 1	Spa (B) 2	Lausitzring I 1	Lausitzring I 2	Lausitzring II 1	Lausitzring II 2	Assen (NL) 1	Assen (NL) 2	Nürburgring I 1	Nürburgring I 2	Nürburgring II 1	Nürburgring II 2	Zolder (B) I 1	Zolder (B) I 2	Zolder (B) II 1	Zolder (B) II 2	Hockenheim 1	Hockenheim 2	
1	AUDI	152	76	76																	
2	BMW	34	19	15																	

DTM Spa

Circuit de Spa-Francorchamps, length 7004 m

01. & 02.08.2020

DTM



DTM

Fastest Lap in race 2, 02.08.2020

-Reg.No.: C-S-DTMS-001

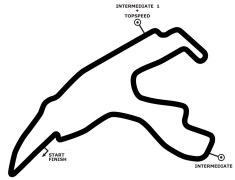
RG.	No.	Driver	Entrant	Time	IN.	DIFF	INT	KM/H	at
1	33	Rast R (DEU)	Audi Sport Team Rosberg	2:08.715	16		0.135	195.893	14:09:19
2	51	Müller N (CHE)	Audi Sport Team Abt Sportsline	<u>2:08.850</u>	16	0.135	0.646	195.688	14:09:17
3	4	Frijns R (NLD)	Audi Sport Team Abt Sportsline	2:09.496	19	0.781	0.183	194.712	14:16:01
4	53	Green J (GBR)	Audi Sport Team Rosberg	2:09.679	20	0.964	0.112	194.437	14:18:15
5	11	Wittmann M (DEU)	BMW Team RMG	<u>2:09.791</u>	21	1.076	0.209	194.269	14:20:56
6	99	Rockenfeller M (DEU)	Audi Sport Team Phoenix	2:10.000	2	1.285	0.206	193.957	13:38:14
7	27	Aberdein J (RSA)	BMW Team RMR	2:10.206	18	1.491	0.188	193.650	14:14:17
8	10	Newey H (GBR)	WRT Team Audi Sport	2:10.394	7	1.679	0.117	193.371	13:49:43
9	62	Habsburg F (AUT)	WRT Team Audi Sport	2:10.511	2	1.796	0.027	193.198	13:38:20
10	31	Van der Linde S (RSA)	BMW Team RBM	2:10.538	14	1.823	0.040	193.158	14:05:12
11	28	Duval L (FRA)	Audi Sport Team Phoenix	2:10.578	15	1.863	0.262	193.098	14:07:31
12	25	Eng P (AUT)	BMW Team RBM	<u>2:10.840</u>	20	2.125	0.205	192.712	14:18:40
13	13	Scherer F (CHE)	WRT Team Audi Sport	2:11.045	16	2.330	0.046	192.410	14:09:51
14	22	Auer L (AUT)	BMW Team RMR	2:11.091	15	2.376	0.419	192.343	14:07:38
15	16	Glock T (DEU)	BMW Team RMG	<u>2:11.510</u>	24	2.795	0.680	191.730	14:27:36
16	8	Kubica R (POL)	ART GRAND PRIX	2:12.190	4	3.475		190.744	13:42:47

DTM Spa

Circuit de Spa-Francorchamps, length 7004 m

01. & 02.08.2020

DTM



Stint Analysis race 2, 02.08.2020

-Reg.No.: C-S-DTMS-001

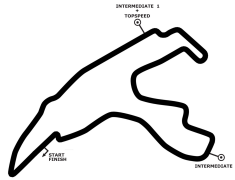
POS	NO	DRIVER	STINT 1			STINT 2			STINT 3			STINT 4		
			LAPS	TIME	KM/H	LAPS	TIME	KM/H	LAPS	TIME	KM/H	LAPS	TIME	KM/H
1.	33	Rast René	13	28:32.032	191.461	13	28:45.222	189.997						
2.	51	Müller Nico	14	30:40.754	191.770	12	26:36.983	189.465						
3.	4	Frijns Robin	16	35:10.314	191.171	10	22:12.333	189.250						
4.	53	Green Jamie	15	33:02.818	190.747	11	24:25.516	189.256						
5.	99	Rockenfeller Mike	12	26:26.017	190.775	14	31:14.672	188.300						
6.	31	Van der Linde Sheldon	12	26:32.982	189.941	14	31:08.390	188.934						
7.	28	Duval Loic	13	28:51.680	189.289	13	28:52.702	189.177						
8.	22	Auer Lucas	13	28:55.314	188.892	13	29:05.038	187.840						
9.	27	Aberdein Jonathan	15	33:25.873	188.554	11	24:35.154	188.020						
10.	11	Wittmann Marco	18	40:08.985	188.403	8	17:55.071	187.630						
11.	25	Eng Philipp	14	31:10.975	188.673	12	26:54.028	187.464						
12.	13	Scherer Fabio	12	26:44.970	188.522	14	31:22.598	187.508						
13.	16	Glock Timo	14	31:14.919	188.276	12	26:56.541	187.173						
14.	8	Kubica Robert	10	22:29.088	186.900	16	36:18.611	185.178						
15.	62	Habsburg Ferdinand	7	15:38.246	188.118	11	25:06.077	184.160	8	18:22.168	183.017			
16.	10	Newey Harrison	3	6:50.386	184.322	9	20:13.272	187.039						

DTM Spa

Circuit de Spa-Francorchamps, length 7004 m

01. & 02.08.2020

DTM



DTM

Pitstop (Chronology) race 2, 02.08.2020

-Reg.No.: C-S-DTMS-001

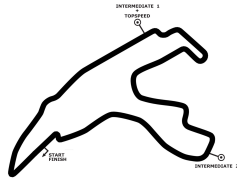
Car	Driver	Entrant	at Lap	Time	duration	Sum
62	Habsburg Ferdinand	WRT Team Audi Sport	7	13:49:21	44.790	44.790
8	Kubica Robert	ART GRAND PRIX	10	13:56:12	40.297	40.297
99	Rockenfeller Mike	Audi Sport Team Phoenix	12	14:00:09	39.445	39.445
31	Van der Linde Sheldon	BMW Team RBM	12	14:00:16	38.171	38.171
13	Scherer Fabio	WRT Team Audi Sport	12	14:00:28	39.765	39.765
33	Rast René	Audi Sport Team Rosberg	13	14:02:15	38.930	38.930
28	Duval Loic	Audi Sport Team Phoenix	13	14:02:35	37.997	37.997
22	Auer Lucas	BMW Team RMR	13	14:02:38	38.582	38.582
51	Müller Nico	Audi Sport Team Abt Sportsline	14	14:04:24	37.702	37.702
25	Eng Philipp	BMW Team RBM	14	14:04:54	37.607	37.607
16	Glock Timo	BMW Team RMG	14	14:04:58	37.289	37.289
53	Green Jamie	Audi Sport Team Rosberg	15	14:06:46	38.658	38.658
27	Aberdein Jonathan	BMW Team RMR	15	14:07:09	39.167	39.167
4	Frijns Robin	Audi Sport Team Abt Sportsline	16	14:08:53	40.137	40.137
11	Wittmann Marco	BMW Team RMG	18	14:13:52	37.356	37.356
62	Habsburg Ferdinand	WRT Team Audi Sport	18	14:14:27	42.920	1:27.710

DTM Spa

Circuit de Spa-Francorchamps, length 7004 m

01. & 02.08.2020

DTM



DTM

Pitstops race 2, 02.08.2020

-Reg.No.: C-S-DTMS-001

Pos	Car	Driver	Entrant	at Lap	Time	Duration
1	16	Glock Timo	BMW Team RMG	14	14:04:58	37.289
2	11	Wittmann Marco	BMW Team RMG	18	14:13:52	37.356
3	25	Eng Philipp	BMW Team RBM	14	14:04:54	37.607
4	51	Müller Nico	Audi Sport Team Abt Sportsline	14	14:04:24	37.702
5	28	Duval Loic	Audi Sport Team Phoenix	13	14:02:35	37.997
6	31	Van der Linde Sheldon	BMW Team RBM	12	14:00:16	38.171
7	22	Auer Lucas	BMW Team RMR	13	14:02:38	38.582
8	53	Green Jamie	Audi Sport Team Rosberg	15	14:06:46	38.658
9	33	Rast René	Audi Sport Team Rosberg	13	14:02:15	38.930
10	27	Aberdein Jonathan	BMW Team RMR	15	14:07:09	39.167
11	99	Rockenfeller Mike	Audi Sport Team Phoenix	12	14:00:09	39.445
12	13	Scherer Fabio	WRT Team Audi Sport	12	14:00:28	39.765
13	4	Frijns Robin	Audi Sport Team Abt Sportsline	16	14:08:53	40.137
14	8	Kubica Robert	ART GRAND PRIX	10	13:56:12	40.297
15	62	Habsburg Ferdinand	WRT Team Audi Sport	18	14:14:27	42.920

DTM Spa

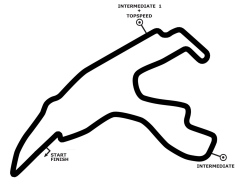
Circuit de Spa-Francorchamps, length 7004 m

01. & 02.08.2020

DTM

Starting grid race 2

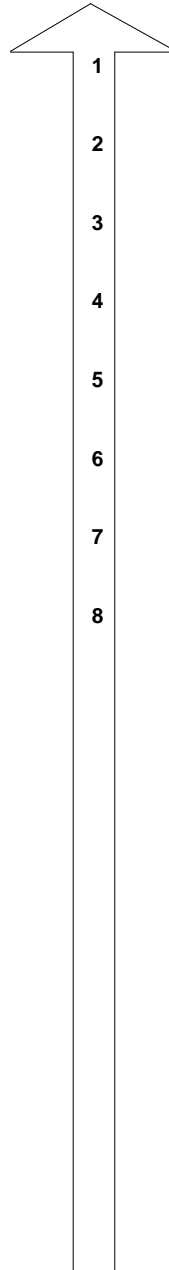
green flag lap at time: 13:30:00



DTM

-Reg.No.: C-S-DTMS-001

4	Robin Frijns Aral Ultimate Audi RS 5 DTM	2:04.484
31	Sheldon Van der Linde Shell BMW M4 DTM	2:04.987
25	Philipp Eng ZF BMW M4 DTM	2:05.383
53	Jamie Green Akrapovic Audi RS 5 DTM	2:05.691
22	Lucas Auer BMW Bank M4 DTM	2:05.738
8	Robert Kubica BMW M4 CLASS1	2:06.169
13	Fabio Scherer WRT Audi RS 5 DTM	2:06.612
62	Ferdinand Habsburg WRT Audi RS 5 DTM	0.000



33	René Rast Audi Sport RS 5 DTM	2:04.199
51	Nico Müller Castrol EDGE Audi RS 5 DTM	2:04.797
99	Mike Rockenfeller Twin Busch Audi RS5 DTM	2:05.198
16	Timo Glock iQOO BMW M4 DTM	2:05.535
11	Marco Wittmann Schaeffler BMW M4 DTM	2:05.701
27	Jonathan Aberdein CATL BMW M4 DTM	2:06.003
28	Loic Duval BMC Air Filter Audi RS 5 DTM	2:06.305
10	Harrison Newey WRT Audi RS 5 DTM	2:06.705

Felix Holter

Thomas Ferrero

Ronald Barbière

CAR # 62 - ALLOWED TO START FROM THE BACK OF THE GRID

