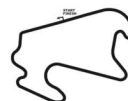


Race 1 Lausitzring



Reg. Nr.: R-11752/20

Provisional

Result List

Stewards / Race Management

STEWARD	Achim Loth
STEWARD	Dennis Broedel
STEWARD	Wieland Unnasch
RACE DIRECTOR	Niels Wittich
CLERK OF THE COURSE	Janko Garbsch
TECHNICAL DELEGATE	Tim Zessack
CHIEF TIMEKEEPER	Steffen Ruhl

Weather Start/Finish

AIR	31.3°C
TRACK	29.9°C
CONDITIONS	Dry
PRESSURE	1005 hPa
AIR	31.7°C
TRACK	29.7°C
CONDITIONS	Dry
PRESSURE	1005 hPa

Track Information

GREEN FLAG	13:04:37
CHEQUERED FLAG	14:07:19
SAFETY CAR PHASE	1
FULL COURSE YELLOW PHASE	0
TRACK NAME	Lausitzring
TRACK LENGTH	3478m
TURN COUNT	12
TOTAL DISTANCE	149.55km
FASTEST LAP:	#92. CEN - 1:22.415

STARTED: 33 CLASSIFIED: 28 NOT CLASSIFIED: 5 DISQUALIFIED: 0

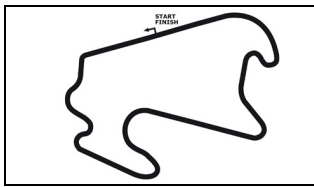
Drivers	Team	Car	Laps	Total Time	Gap	Kph	Lap	Time	Kph
1 22 L.Stolz(DEU)/M.Engel(DEU)	Toksport WRT(DEU)	Mercedes-AMGGT3EVO	43	1:02:43.235		143.2	10	1:22.510	151.7
2 92 M.Ammermüller(DEU)/C.Engelhart(DEU)	SSR Performance(DEU)	Porsche 911 GT3 R	43	1:02:43.971	0.736	143.2	26	1:22.415	151.9
3 28 M.Hofer(AUT)/C.Haase(DEU)	Montaplastby Land Motorsport(DEU)	Audi R8 LMS GT3	43	1:02:58.063	14.828	142.7	11	1:23.103	150.6
4 18 J.Fittje(DEU)/J/D. Jahn(DEU)	KÜS TEAM75 Bernhard(DEU)	Porsche 911 GT3 R	43	1:03:00.113	16.878	142.8	7	1:23.157	150.5
5 63 A.Costa Balboa(ESP)/F.Perera(FRA)	GRT GRASSERRACINGTEAM(AUT)	Lamborghini Huracan GT3E	43	1:03:00.439	17.204	142.8	8	1:22.686	151.4
6 31 P.Niederhauser(CHE)/K.van der Linde(ZAF)	RUTRONIK-RACING(DEU)	Audi R8 LMS GT3	43	1:03:01.999	18.764	142.8	11	1:22.966	150.9
7 47 I.Dontje(NLD)/M.Götz(DEU)	MANNFILTER-TeamHTP-WINWARD(I	Mercedes-AMGGT3EVO	43	1:03:03.344	20.109	142.6	7	1:23.176	150.5
8 33 F.Salaquarda(CZE)(T)/F.Stippler(DEU)	Team ISR(CZE)	Audi R8 LMS GT3	43	1:03:03.664	20.429	142.6	26	1:22.906	151.0
9 36 M.Dienst(DEU)/J/P.Frommenwiler(CHE)	Schütz Motorsport(DEU)	Mercedes-AMG GT3	43	1:03:10.365	27.130	142.5	8	1:23.023	150.8
10 7 A.Renauer(DEU)/S.Asch(DEU)	Precote Herberth Motorsport(DEU)	Porsche 911 GT3 R	43	1:03:11.033	27.798	142.1	5	1:23.199	150.4
11 20 M.Wishofer(AUT)(J)/D.Boccolacci(FRA)	Team Zakspeed BKK Mobil Oil Racing(D	Mercedes-AMGGT3EVO	43	1:03:11.483	28.248	142.5	8	1:23.309	150.2
12 71 M.Paul(DEU)/N.Langeveld(NLD)	T3-HRT-Motorsport(DEU)	Audi R8 LMS GT3	43	1:03:11.903	28.668	142.6	7	1:22.772	151.2
13 11 E.Erhart(DEU)(T)/P.Kaffer(DEU)	EFP Car Collection by TECE(DEU)	Audi R8 LMS GT3	43	1:03:13.665	30.430	142.4	12	1:23.395	150.1
14 19 N.Lagrange(BEL)/C.Schmid(AUT)	GRT GRASSERRACINGTEAM(AUT)	Lamborghini Huracan GT3E	43	1:03:14.227	30.992	142.4	12	1:23.397	150.1
15 82 T.Zimmermann(DEU)(J)/S.Schothorst(NLD)	GRT GRASSERRACINGTEAM(AUT)	Lamborghini Huracan GT3E	43	1:03:14.933	31.698	142.3	9	1:23.239	150.4
16 117 M.Ragginger(AUT)/N.Siedler(AUT)	Space Drive Racing operated by KÜS Te	Porsche 911 GT3R(GEN1)	43	1:03:15.705	32.470	142.4	9	1:23.052	150.7
17 26 R.Feller(CHE)(J)/S.Mücke(DEU)	BWT Mücke Motorsport(DEU)	Audi R8 LMS GT3	43	1:03:18.510	35.275	141.9	8	1:23.183	150.5
18 48 P.Ellis(GBR)/R.Marciello(ITA)	KNAUS-TeamHTP-WINWARD(DEU)	Mercedes-AMGGT3EVO	43	1:03:19.934	36.699	142.2	27	1:23.254	150.3
19 29 K.Schramm(DEU)(J)/C.Mies(DEU)	Montaplastby Land Motorsport(DEU)	Audi R8 LMS GT3	43	1:03:20.284	37.049	142.0	25	1:22.907	151.0
20 17 K.Bachler(AUT)/S.De Silvestro(CHE)	KÜS TEAM75 Bernhard(DEU)	Porsche 911 GT3 R	43	1:03:24.379	41.144	141.7	7	1:22.753	151.3
21 32 C.Weerts(BEL)(J)/D.Vanthoor(BEL)	TEAM WRT(BEL)	Audi R8 LMS GT3	43	1:03:25.298	42.063	141.9	11	1:22.896	151.0
22 72 C.Schöll(AUT)(J)/J.Pepper(ZAF)	T3-HRT-Motorsport(DEU)	Bentley Continental GT3	43	1:03:27.371	44.136	142.0	36	1:23.503	149.9
23 3 M.Hackländer(DEU)/N.Rogivue(CHE)(J)	Aust Motorsport(DEU)	Audi R8 LMS GT3	43	1:03:37.918	54.683	141.5	20	1:23.425	150.0
24 10 H.Skoog(SWE)(J)/N.Yelloly(GBR)	Schubert Motorsport(DEU)	BMW M6 GT3	43	1:03:38.582	55.347	141.5	7	1:23.742	149.5
25 4 H.von Danwitz(DEU)(J)/R.Frey(CHE)	Aust Motorsport(DEU)	Audi R8 LMS GT3	43	1:03:39.192	55.957	141.5	38	1:23.607	149.7
26 21 J.Eriksson(SWE)/D.Keilwitz(DEU)	Team Zakspeed BKK Mobil Oil Racing(D	Mercedes-AMGGT3EVO	43	1:03:43.256	1:00.021	141.1	7	1:22.880	151.0
27 9 A.Read(AUS)(J)/J.Eriksson(SWE)	Schubert Motorsport(DEU)	BMW M6 GT3	43	1:03:54.033	1:10.798	140.9	7	1:23.829	149.3
28 25 I.Walilko(POL)(J)/M.Beckhusen(DEU)(J)	BWT Mücke Motorsport(DEU)	Audi R8 LMS GT3	43	1:03:54.249	1:11.014	140.8	7	1:23.480	149.9

Not classified

99 R.Renauer(DEU)/S.Müller(DEU)	Precote Herberth Motorsport(DEU)	Porsche 911 GT3 R	12	16:51.759	31 LAPS	149.8	6	1:23.222	150.4
77 M.Pommer(DEU)/J.Schmidt(CHE)	Callaway Competition(DEU)	Corvette C7 GT3-R	12	16:52.293	31 LAPS	149.9	7	1:22.989	150.8
14 N.Sylvest(DNK)(J)/J.Klingmann(DEU)	MRS GT-Racing(DEU)	BMW M6 GT3	5	7:38.106	38 LAPS	140.9	4	1:25.837	145.8
8 D.Marschall(DEU)(J)/C.Schreiner(DEU)(J)	RUTRONIK-RACING(DEU)	Audi R8 LMS GT3	1	1:39.366	42 LAPS				
30 R.Ineichen(CHE)(T)/M.Bortolotti(ITA)	TEAM WRT(BEL)	Audi R8 LMS GT3	1	1:39.953	42 LAPS				

Fastest lap of the race. Car 92 driver Christian Engelhart on lap 26. Time 1:22.415, average speed 151.9 km/h.

Subject to final scrutineering!		
Publication time:	Clerk of the Course: Janko Garbsch	Timekeeper: Steffen Ruhl



ADAC GT Masters

Sector List Race 1

Provisional



Lausitzring, Length: 3478m
Air temperature: 32.82°C
Track temperature: 29.73°C
Weather condition: Dry

DMSB Reg. Nr.: R-11752/20

Saturday, August 1, 2020 13:05:00

Lap	Id	Time	SE1	SP1	SE2	SP2	SE3	SP3	TSP	Lap	Id	Time	SE1	SP1	SE2	SP2	SE3	SP3	TSP
3 Hackländer, DEU(#1) / Rogivue, CHE(#2)										theoretical besttime: 1:23.152									
1	1	1:42.560	41.415	169	23.720	214	37.425	236	207	23	1	1:24.783	27.826	176	21.631	218	35.326	58	244
2	1	1:30.518	32.569	170	22.871	214	35.078	235	247	24	2	2:22.402	1:26.319	175	21.883	217	34.200	235	
3	1	1:26.643	29.036	174	22.062	214	35.545	232	244	25	2	1:25.379	28.106	175	21.783	217	35.490	58	245
4	1	1:25.197	28.910	174	22.033	216	34.254	236	243	26	2	1:38.266	42.405	174	21.731	215	34.130	235	
5	1	1:26.423	28.162	175	23.113	209	35.148	234	245	27	2	1:23.487	27.886	175	21.629	216	33.972	235	245
6	1	1:23.961	28.049	175	21.667	217	34.245	236	245	28	2	1:23.844	28.167	175	21.631	217	34.046	235	245
7	1	1:23.642	28.059	175	21.603	217	33.980	235	245	29	2	1:24.191	28.250	176	21.608	216	34.333	234	245
8	1	1:23.916	28.169	175	21.777	217	33.970	235	245	30	2	1:24.339	28.212	175	21.755	216	34.372	235	244
9	1	1:24.659	28.077	175	21.676	219	34.906	236	246	31	2	1:25.438	29.633	173	21.432	218	34.373	238	245
10	1	1:24.607	28.383	175	21.786	216	34.438	237	247	32	2	1:24.746	28.301	175	21.912	217	34.533	237	248
11	1	1:24.532	28.233	175	21.750	218	34.549	236	247	33	2	1:24.547	28.237	175	21.921	218	34.389	237	247
12	1	1:24.699	28.318	175	21.667	218	34.714	236	247	34	2	1:24.593	28.324	175	21.628	218	34.641	236	248
13	1	1:29.984	29.441	167	24.403	167	36.140	223	246	35	2	1:24.401	28.652	173	21.747	217	34.002	236	245
14	1	1:45.766	31.666	135	23.039	213	51.061	79	224	36	2	1:23.814	28.011	175	21.748	217	34.055	235	245
15	1	2:11.022	43.435	94	36.793	137	50.794	163	105	37	2	1:23.677	28.031	175	21.615	217	34.031	235	246
16	1	1:40.786	35.755	117	29.336	156	35.695	235	183	38	2	1:23.820	28.211	175	21.633	216	33.976	235	245
17	1	1:25.136	28.606	175	22.160	217	34.370	235	245	39	2	1:23.567	27.909	175	21.610	217	34.048	235	245
18	1	1:23.757	28.149	175	21.686	217	33.922	235	245	40	2	1:24.088	27.968	176	21.851	216	34.269	236	244
19	1	1:23.642	28.007	175	21.655	217	33.980	236	244	41	2	1:24.613	28.219	176	22.131	215	34.263	235	246
20	1	1:23.425	27.921	175	21.600	218	33.904	236	245	42	2	1:25.366	28.761	173	22.051	217	34.554	234	245
21	1	1:23.764	28.089	176	21.781	219	33.894	234	246	43	2	1:25.014	28.487	173	22.123	217	34.404	233	244
22	1	1:24.904	27.986	176	22.528	213	34.390	235	244										

Lap	Id	Time	SE1	SP1	SE2	SP2	SE3	SP3	TSP	Lap	Id	Time	SE1	SP1	SE2	SP2	SE3	SP3	TSP
4 von Danwitz, DEU(#1) / Frey, CHE(#2)										theoretical besttime: 1:23.539									
1	1	1:45.163	43.048	168	24.140	210	37.975	229	216	23	2	1:24.075	28.097	175	21.599	217	34.379	236	244
2	1	1:29.917	31.229	169	23.042	216	35.646	233	240	24	2	1:23.923	28.255	175	21.483	218	34.185	235	245
3	1	1:25.860	28.722	173	22.080	216	35.058	234	243	25	2	1:23.808	27.992	175	21.471	217	34.345	237	245
4	1	1:26.447	29.308	172	22.264	215	34.875	234	245	26	2	1:24.467	28.298	174	21.771	217	34.398	236	247
5	1	1:26.061	29.441	172	21.787	213	34.833	233	244	27	2	1:24.805	28.413	174	21.771	217	34.621	236	246
6	1	1:25.424	28.332	173	22.135	215	34.957	233	244	28	2	1:24.584	28.359	175	21.783	217	34.442	236	245
7	1	1:24.478	28.205	173	21.740	216	34.533	232	243	29	2	1:25.987	28.824	173	22.305	217	34.858	235	247
8	1	1:25.713	28.714	173	22.454	215	34.545	232	243	30	2	1:24.506	28.385	175	21.764	217	34.357	236	246
9	1	1:24.190	28.006	174	21.628	217	34.556	233	243	31	2	1:26.942	30.771	172	21.667	218	34.504	237	245
10	1	1:24.435	27.974	173	21.872	215	34.589	233	243	32	2	1:24.706	28.467	174	21.708	217	34.531	237	247
11	1	1:24.436	28.088	173	21.778	215	34.570	234	242	33	2	1:24.679	28.393	175	21.812	218	34.474	236	247
12	1	1:24.555	28.223	172	21.740	216	34.592	233	244	34	2	1:25.230	28.448	175	22.129	218	34.653	236	247
13	1	1:28.521	29.852	171	23.435	211	35.234	232	243	35	2	1:24.939	28.588	173	22.006	218	34.345	237	246
14	1	1:44.194	29.489	167	23.577	210	51.128	98	243	36	2	1:24.144	28.170	175	21.575	218	34.399	236	247
15	1	2:11.738	43.773	81	37.153	129	50.812	145	126	37	2	1:24.982	29.212	174	21.554	218	34.216	235	247
16	1	1:39.760	35.311	123	28.591	142	35.858	232	179	38	2	1:23.607	28.042	174	21.397	219	34.168	236	245
17	1	1:25.771	28.745	173	22.099	215	34.927	232	243	39	2	1:24.577	28.229	175	22.085	216	34.263	234	245
18	1	1:26.569	28.352	172	22.000	214	36.217	57	242	40	2	1:24.211	28.206	175	21.678	217	34.327	235	244
19	2	2:24.485	1:28.194	172	21.748	217	34.543	234		41	2	1:23.723	28.008	175	21.523	217	34.192	235	244
20	2	1:25.299	28.943	171	21.785	217	34.571	233	244	42	2	1:24.201	28.194	175	21.662	218	34.345	234	245
21	2	1:24.648	28.423	174	21.797	218	34.428	235	244	43	2	1:24.877	28.177	175	22.097	213	34.603	235	244
22	2	1:24.555	28.441	174	21.688	217	34.426	234	244										

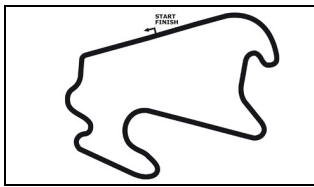
Lap	Id	Time	SE1	SP1	SE2	SP2	SE3	SP3	TSP	Lap	Id	Time	SE1	SP1	SE2	SP2	SE3	SP3	TSP
7 Renauer, DEU(#1) / Asch, DEU(#2)										theoretical besttime: 1:22.889									
1	1	1:31.836	34.925	173	22.392	213	34.519	235	198	23	3	1:24.143	28.645	177	21.491	219	34.007	237	245
2	1	1:24.537	28.521	175	21.737	218	34.279	235	242	24	1	1:25.635	29.395	175	21.630	220	34.610	238	245
3	1	1:24.061	28.425	175	21.595	218	34.041	236	244	25	1	1:24.256	28.336	176	21.746	218	34.174	238	247
4	1	1:23.401	28.039	174	21.495	218	33.867	236	244	26	1	1:24.027	28.462	177	21.551	218	34.014	238	247
5	1	1:23.199	27.943	175	21.451	217	33.805	236	244	27	1	1:23.643	28.152	177	21.499	218	33.992	237	247
6	1	1:23.221	27.793	175	21.441	218	33.987	236	244	28	1	1:23.761	28.210	176	21.564	219	33.987	237	246
7	1	1:23.647	27.939	175	21.722	218	33.986	236	244	29	1	1:23.688	28.255	176	21.412	220	34.021	236	246
8	1	1:35.719	27.915	176	33.637	219	34.167	236	243	30	1	1:23.712	28.266	177	21.541	219	33.905	236	245
9	1	1:23.282	27.804	177	21.424	220	34.054	236	245	31	1	1:24.485	28.229	176	21.660	219	34.596	238	244
10	1	1:23.677	28.184	175	21.464	218	34.029	236	245	32	1	1:23.866	28.153	175	21.452	219	34.261	238	247
11	1	1:23.610	28.012	176	21.538	218	34.060	236	244	33	1	1:24.045	28.390	176	21.613	219	34.042	237	246
12	1	1:23.675	27.941	175	21.725	220	34.009	237	244	34	1	1:23.640	27.997	177	21.592	220	34.051	237	246
13	1	1:28.738	28.145	177	23.375	158	37.218	210	245	35	1	1:23.721	28.244	176	21.541	220	33.936	238	246
14	1	1:54.643	29.741	175	31.015	112	53.887	144	217	36	1	1:23.828	28.206	176	21.518	220	34.104	238	247
15	1	2:09.341	43.315	89	34.213	171	51.813	142	181	37	1	1:24.038	28.392	176	21.586	220	34.060	237	247

ver: 1.0

www.adac.de/motorsport

Page 1/ 12 printed: 1.8.2020 14:10





ADAC GT Masters

Sector List Race 1



Provisional

DMSB Reg. Nr.: R-11752/20

Saturday, August 1, 2020 13:05:00

Lausitzring, Length: 3478m

Air temperature: 32.82°C

Track temperature: 29.73°C

Weather condition: Dry

Lap	Id	Time	SE1	SP1	SE2	SP2	SE3	SP3	TSP	Lap	Id	Time	SE1	SP1	SE2	SP2	SE3	SP3	TSP
16	1	1:44.056	37.131	76	30.587	173	36.338	237	156	38	1	1:23.701	28.111	176	21.547	220	34.043	237	246
17	1	1:25.149	28.720	175	21.949	218	34.480	237	245	39	1	1:23.811	28.037	176	21.592	219	34.182	237	245
18	1	1:24.361	28.316	176	21.717	218	34.328	236	245	40	1	1:24.038	28.237	176	21.706	218	34.095	237	245
19	1	1:26.335	28.153	176	22.479	217	35.703	58	245	41	1	1:24.122	28.347	177	21.580	218	34.195	237	245
20	3	2:22.628	1:26.397	175	21.918	217	34.313	236		42	1	1:23.992	28.137	177	21.633	218	34.222	236	245
21	3	1:24.111	28.382	176	21.557	219	34.172	237	244	43	1	1:24.116	28.214	176	21.645	219	34.257	236	245
22	3	1:23.538	28.327	176	21.291	221	33.920	237	245										

8 Marschall, DEU(#1) / Schreiner, DEU(#2)

theoretical besttime:

1	1	1:39.366	40.365	169	22.884	215	36.117	235	206	2									243
---	---	----------	--------	------------	---------------	------------	---------------	------------	-----	---	--	--	--	--	--	--	--	--	------------

9 Read, AUS(#1) / Eriksson, SWE(#2)

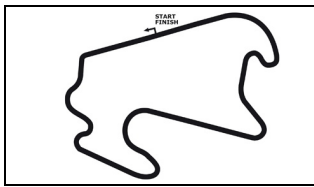
theoretical besttime: 1:23.725

1	1	1:43.464	42.501	171	23.810	207	37.153	237	219	23	2	1:25.370	28.529	178	22.394	219	34.447	238	249
2	1	1:28.986	31.612	173	22.448	217	34.926	237	249	24	2	1:24.646	28.344	179	21.804	221	34.498	240	251
3	1	1:27.099	29.246	176	22.194	213	35.659	236	247	25	2	1:24.530	28.198	177	21.856	219	34.476	242	248
4	1	1:24.893	28.659	175	21.951	218	34.283	239	244	26	2	1:24.888	28.370	178	21.936	221	34.582	238	249
5	1	1:24.675	28.102	177	22.288	215	34.285	236	247	27	2	1:24.627	28.309	178	21.877	220	34.441	239	249
6	1	1:24.109	28.143	176	21.669	218	34.297	238	248	28	2	1:25.000	28.605	177	21.783	221	34.612	236	248
7	1	1:23.829	28.080	177	21.640	219	34.109	237	249	29	2	1:28.038	31.025	165	22.091	221	34.922	240	246
8	1	1:24.109	28.305	176	21.693	220	34.111	237	250	30	2	1:25.068	28.742	178	21.832	220	34.494	237	250
9	1	1:24.290	28.280	174	21.799	219	34.211	238	247	31	2	1:25.236	28.867	177	21.701	220	34.668	240	247
10	1	1:24.150	28.084	176	21.757	218	34.309	238	247	32	2	1:24.850	28.408	176	21.855	220	34.587	240	248
11	1	1:24.017	28.212	175	21.577	219	34.228	238	247	33	2	1:24.964	28.406	177	21.886	219	34.672	238	249
12	1	1:23.885	28.039	176	21.643	219	34.203	238	246	34	2	1:25.102	28.440	178	21.820	220	34.842	240	247
13	1	1:29.485	29.052	117	24.567	211	35.866	233	249	35	2	1:26.495	28.731	175	22.934	221	34.830	242	247
14	1	1:47.318	30.925	174	24.242	123	52.151	93	231	36	2	1:25.431	28.740	177	21.837	220	34.854	241	250
15	1	2:09.939	43.241	83	36.005	148	50.693	176	111	37	2	1:25.631	28.777	177	21.828	221	35.026	241	249
16	1	1:41.992	36.260	95	29.667	155	36.065	237	154	38	2	1:25.424	28.692	175	21.998	220	34.734	239	248
17	1	1:28.387	29.159	175	22.237	220	36.991	59	247	39	2	1:25.677	28.803	176	21.946	219	34.928	239	250
18	2	2:23.331	1:26.717	175	21.976	221	34.638	237		40	2	1:26.429	28.672	177	22.795	220	34.962	240	248
19	2	1:25.152	28.207	177	21.848	221	34.697	239	246	41	2	1:25.788	28.648	177	22.121	219	35.019	237	248
20	2	1:24.595	28.384	177	21.821	219	34.390	237	248	42	2	1:26.439	29.603	177	21.786	219	35.050	239	249
21	2	1:24.477	28.387	178	21.757	221	34.333	237	248	43	2	1:27.371	29.991	175	22.152	218	35.228	235	248
22	2	1:24.847	28.456	177	21.921	220	34.470	240	245										

10 Skoog, SWE(#1) / Yelloly, GBR(#2)

theoretical besttime: 1:23.578

1	1	1:43.902	42.785	171	23.651	214	37.466	236	220	23	2	1:24.717	28.416	178	21.802	220	34.499	240	251
2	1	1:29.431	31.916	171	22.282	218	35.233	240	249	24	2	1:24.497	28.353	178	21.633	221	34.511	240	251
3	1	1:26.664	29.206	176	21.933	220	35.525	237	250	25	2	1:24.674	28.601	178	21.679	223	34.394	240	250
4	1	1:25.514	29.108	176	21.748	220	34.658	238	245	26	2	1:24.630	28.329	178	21.897	220	34.404	242	251
5	1	1:24.605	28.302	177	21.907	216	34.396	237	249	27	2	1:24.706	28.549	178	21.710	222	34.447	240	251
6	1	1:24.199	28.166	175	21.705	218	34.328	237	249	28	2	1:25.336	28.778	175	22.087	223	34.471	238	251
7	1	1:23.742	27.983	177	21.478	222	34.281	237	248	29	2	1:25.773	29.689	176	21.866	221	34.218	239	247
8	1	1:23.880	28.140	176	21.566	221	34.174	237	247	30	2	1:24.583	28.427	179	22.014	222	34.142	241	249
9	1	1:24.743	28.228	176	21.947	220	34.568	238	247	31	2	1:26.195	29.661	176	22.135	218	34.399	240	251
10	1	1:24.403	28.246	176	21.716	220	34.441	237	248	32	2	1:24.411	28.320	176	21.804	218	34.287	241	248
11	1	1:24.641	28.169	176	21.981	218	34.491	239	246	33	2	1:24.281	28.322	177	21.671	221	34.288	240	248
12	1	1:24.519	28.136	176	21.766	221	34.617	238	247	34	2	1:23.964	28.047	177	21.765	221	34.152	239	250
13	1	1:29.342	28.594	174	23.783	199	36.965	236	245	35	2	1:24.245	28.428	177	21.655	220	34.162	238	248
14	1	1:45.238	31.624	170	22.874	203	50.740	89	242	36	2	1:24.211	28.357	177	21.609	221	34.245	241	249
15	1	2:10.405	43.308	76	36.427	139	50.670	174	94	37	2	1:24.162	28.199	177	21.542	221	34.421	238	250
16	1	1:41.871	36.013	90	29.816	135	36.042	240	151	38	2	1:24.496	28.361	177	21.665	222	34.470	239	248
17	1	1:27.955	28.899	176	22.142	221	36.914	58	248	39	2	1:24.813	28.624	175	21.738	219	34.451	239	247
18	1	2:24.065	1:27.832	177	21.778	221	34.455	239		40	2	1:24.638	28.385	177	21.862	220	34.391	239	247
19	2	1:24.479	28.364	177	21.730	221	34.385	238	248	41	2	1:24.904	28.419	177	21.893	219	34.592	237	248
20	2	1:24.609	28.659	174	21.833	220	34.117	238	248	42	2	1:25.030	28.612	177	21.860	221	34.558	238	247
21	2	1:25.797	28.340	177	22.439	216	35.018	240	247	43	2	1:26.172	28.858	175	22.583	219	34.731	241	248
22	2	1:24.140	28.178	178	21.673	223	34.289	240	248										



ADAC GT Masters



Sector List Race 1

Provisional

Lausitzring, Length: 3478m
Air temperature: 32.82°C
Track temperature: 29.73°C
Weather condition: Dry

DMSB Reg. Nr.: R-11752/20

Saturday, August 1, 2020 13:05:00

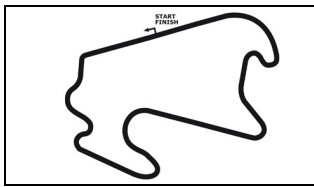
Lap	Id	Time	SE1	SP1	SE2	SP2	SE3	SP3	TSP	Lap	Id	Time	SE1	SP1	SE2	SP2	SE3	SP3	TSP
11 Erhart, DEU(#1) / Kaffer, DEU(#2)										theoretical besttime: 1:23.297									
1	1	1:42.017	41.412	170	23.397	211	37.208	233	214	23	2	1:24.191	28.361	176	21.626	218	34.204	235	243
2	1	1:29.185	31.239	172	22.892	214	35.054	234	244	24	2	1:24.116	28.214	176	21.682	218	34.220	235	245
3	1	1:25.542	28.978	174	22.064	215	34.500	233	243	25	2	1:23.825	27.995	176	21.593	219	34.237	237	246
4	1	1:24.604	28.167	173	22.062	215	34.375	234	243	26	2	1:23.796	27.888	174	21.766	217	34.142	235	247
5	1	1:24.638	28.366	172	21.982	214	34.290	233	244	27	2	1:23.666	27.864	175	21.686	218	34.116	235	245
6	1	1:24.427	28.132	173	21.906	215	34.389	234	244	28	2	1:23.405	27.866	175	21.499	218	34.040	234	245
7	1	1:25.196	28.768	173	22.042	217	34.386	233	243	29	2	1:23.599	27.823	175	21.591	218	34.185	234	244
8	1	1:23.850	28.005	174	21.813	217	34.032	233	243	30	2	1:23.834	27.924	175	21.653	217	34.257	234	244
9	1	1:23.907	28.001	173	21.762	217	34.144	234	243	31	2	1:23.925	28.046	175	21.658	218	34.221	235	243
10	1	1:23.769	28.025	173	21.685	216	34.059	233	243	32	2	1:23.703	27.954	174	21.581	218	34.168	235	244
11	1	1:23.592	27.842	174	21.668	217	34.082	234	243	33	2	1:23.942	27.941	175	21.782	217	34.219	235	245
12	1	1:23.395	27.773	174	21.512	218	34.110	235	243	34	2	1:23.801	27.982	175	21.597	218	34.222	236	245
13	1	1:26.651	28.516	147	22.891	213	35.244	234	244	35	2	1:23.618	27.989	175	21.529	219	34.100	236	245
14	1	1:52.544	30.684	173	28.913	97	52.947	104	201	36	2	1:23.566	27.898	175	21.565	218	34.103	236	246
15	1	2:09.598	42.929	89	36.251	149	50.418	180	125	37	2	1:23.983	28.219	175	21.636	218	34.128	235	246
16	1	1:42.677	36.600	99	30.092	145	35.985	232	142	38	2	1:23.559	27.854	174	21.529	219	34.176	236	246
17	1	1:26.428	29.302	170	22.463	216	34.663	234	243	39	2	1:23.886	28.051	174	21.670	218	34.165	235	246
18	1	1:24.194	28.128	175	21.801	217	34.265	234	243	40	2	1:23.567	27.932	175	21.610	219	34.025	235	245
19	1	1:23.974	27.948	174	21.787	216	34.239	235	243	41	2	1:24.071	28.095	175	21.651	218	34.325	235	245
20	1	1:24.357	27.866	175	21.688	217	34.803	235	244	42	2	1:24.181	28.172	176	21.566	218	34.443	234	245
21	1	1:25.152	28.038	175	21.704	218	35.410	58	245	43	2	1:24.084	28.324	174	21.555	219	34.205	234	244
22	2	2:23.650	1:27.275	174	21.882	217	34.493	234											

14 Sylvest, DNK(#1) / Klingmann, DEU(#2)										theoretical besttime: 1:24.664									
1	1	1:42.687	41.867	171	23.631	214	37.189	238	219	4	1	1:25.837	28.454	174	21.830	217	35.553	238	249
2	1	1:28.791	31.220	173	22.447	218	35.124	239	249	5	1	1:34.128	28.282	173	23.744	198	42.102	59	248
3	1	1:26.663	29.635	175	22.476	213	34.552	239	250										

17 Bachler, AUT(#1) / De Silvestro, CHE(#2)										theoretical besttime: 1:22.698									
1	1	1:35.498	38.293	170	22.159	216	35.046	238	206	23	2	1:24.250	28.301	175	21.720	217	34.229	237	245
2	1	1:24.650	28.758	176	21.685	220	34.207	239	247	24	2	1:23.100	27.921	177	21.377	217	33.802	237	244
3	1	1:23.574	28.389	177	21.503	219	33.682	237	248	25	2	1:23.435	28.078	176	21.427	219	33.930	238	246
4	1	1:22.958	27.855	177	21.322	219	33.781	238	246	26	2	1:23.397	27.865	176	21.434	217	34.098	237	246
5	1	1:23.409	28.034	177	21.400	217	33.975	237	247	27	2	1:23.555	27.992	176	21.547	217	34.016	237	246
6	1	1:23.289	27.987	176	21.407	217	33.895	236	247	28	2	1:23.677	28.128	176	21.476	219	34.073	237	246
7	1	1:22.753	27.694	177	21.375	219	33.684	237	246	29	2	1:23.693	28.022	177	21.403	218	34.268	235	245
8	1	1:23.493	27.796	177	21.538	219	34.159	236	245	30	2	1:23.934	28.160	177	21.582	217	34.192	236	244
9	1	1:23.334	27.796	177	21.474	218	34.064	237	245	31	2	1:48.649	28.063	175	21.443	218	59.143	234	244
10	1	1:23.397	28.136	177	21.434	219	33.827	237	245	32	2	1:24.430	28.263	173	21.748	217	34.419	235	243
11	1	1:23.242	27.800	177	21.538	218	33.904	237	245	33	2	1:23.819	28.068	175	21.784	216	33.967	236	244
12	1	1:23.373	27.936	176	21.577	219	33.860	237	246	34	2	1:23.825	28.253	176	21.512	217	34.060	236	245
13	1	1:23.475	27.955	176	21.416	219	34.104	236	245	35	2	1:23.782	28.101	175	21.493	218	34.188	236	245
14	1	1:59.839	32.961	120	33.034	139	53.844	163	245	36	2	1:24.136	28.303	175	21.616	216	34.217	237	245
15	1	2:09.479	43.150	150	34.303	177	52.026	119	158	37	2	1:23.668	28.164	176	21.443	218	34.061	236	247
16	1	1:48.845	37.920	138	30.573	153	40.352	238	168	38	2	1:24.391	28.686	175	21.596	218	34.109	237	246
17	1	1:24.220	28.568	174	21.738	217	33.914	236	247	39	2	1:24.273	28.154	175	21.792	217	34.327	236	245
18	1	1:23.518	28.129	177	21.483	217	33.906	236	244	40	2	1:24.041	28.235	175	21.634	217	34.172	237	244
19	1	1:23.482	28.185	176	21.434	218	33.863	236	244	41	2	1:24.530	28.319	176	21.873	215	34.338	236	245
20	1	1:23.591	27.944	176	21.736	218	33.911	236	244	42	2	1:23.689	27.987	177	21.450	217	34.252	235	245
21	1	1:24.789	28.074	177	21.675	219	35.040	58	245	43	2	1:24.103	28.267	175	21.663	218	34.173	236	244
22	2	2:23.794	1:27.590	174	21.919	218	34.285	236											

18 Fittje, DEU(#1) / Jahn, DEU(#2)										theoretical besttime: 1:22.864									
1	1	1:39.483	39.453	172	23.394	216	36.636	233	211	23	2	1:23.377	27.853	176	21.478	218	34.046	235	244
2	1	1:27.395	30.835	171	22.294	215	34.266	235	243	24	2	1:23.716	28.074	177	21.589	218	34.053	236	244
3	1	1:23.794	28.276	175	21.599	215	33.919	235	244	25	2	1:23.839	28.315	176	21.552	217	33.972	237	245
4	1	1:23.206	27.902	175	21.417	217	33.887	235	243	26	2	1:23.461	27.949	176	21.506	216	34.006	236	245
5	1	1:23.455	27.953	176	21.532	215	33.970	235	244	27	2	1:23.461	27.967	177	21.555	217	33.939	236	245
6	1	1:23.712	28.171	174	21.545	215	33.996	233	244	28	2	1:23.786	28.039	176	21.750	217	33.997	236	246
7	1	1:23.157	27.935	175	21.361	217	33.861	234	243	29	2	1:23.756	28.147	176	21.662	216	33.947	236	244
8	1	1:23.393	27.927	175	21.506	218	33.960	234	243	30	2	1:23.566	28.064	177	21.501	217	34.001	235	244
9	1	1:23.185	27.897	176	21.377	219	33.911	235	243	31	2	1:24.168	28.137	175	21.577	217	34.454	235	244





ADAC GT Masters

Sector List Race 1

Provisional



Lausitzring, Length: 3478m

Air temperature: 32.82°C

Track temperature: 29.73°C

Weather condition: Dry

DMSB Reg. Nr.: R-11752/20

Saturday, August 1, 2020 13:05:00

Lap	Id	Time	SE1	SP1	SE2	SP2	SE3	SP3	TSP	Lap	Id	Time	SE1	SP1	SE2	SP2	SE3	SP3	TSP
10	1	1:23.273	27.816	176	21.488	215	33.969	234	243	32	2	1:23.700	28.102	175	21.533	218	34.065	236	244
11	1	1:23.203	27.914	176	21.376	216	33.913	234	243	33	2	1:23.558	28.039	176	21.498	217	34.021	236	244
12	1	1:23.609	27.897	175	21.633	216	34.079	234	243	34	2	1:23.656	28.304	177	21.341	218	34.011	236	244
13	1	1:29.704	28.052	176	24.413	143	37.239	227	242	35	2	1:23.895	28.024	176	21.768	217	34.103	236	244
14	1	1:53.953	29.981	174	30.532	127	53.440	145	234	36	2	1:23.618	28.096	176	21.511	217	34.011	237	245
15	1	2:10.391	44.502	86	34.360	152	51.529	140	146	37	2	1:23.314	27.923	176	21.311	217	34.080	236	245
16	1	1:44.542	36.693	87	30.889	162	36.960	235	139	38	2	1:23.615	28.009	176	21.474	217	34.132	235	244
17	1	1:27.391	28.762	175	22.166	217	36.463	58	243	39	2	1:23.607	28.077	175	21.496	217	34.034	235	244
18	2	2:21.772	1:26.052	175	21.687	216	34.033	235		40	2	1:23.908	28.141	176	21.686	217	34.081	236	244
19	2	1:23.535	28.107	175	21.481	217	33.947	236	243	41	2	1:24.088	28.170	176	21.839	216	34.079	235	244
20	2	1:23.359	27.999	176	21.506	217	33.854	234	244	42	2	1:24.264	28.019	177	21.895	217	34.350	235	243
21	2	1:23.328	28.105	176	21.483	219	33.740	236	244	43	2	1:23.709	27.962	176	21.576	218	34.171	235	243
22	2	1:23.211	27.813	176	21.517	219	33.881	236	243										

19 Lagrange, BEL(#1) / Schmid, AUT(#2)

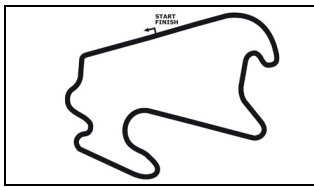
theoretical besttime: 1:22.049

1	1	1:41.572	41.208	170	23.425	213	36.939	233	212	23	2	1:24.162	28.337	177	21.644	219	34.181	237	246
2	1	1:28.382	30.829	173	22.759	213	34.794	235	243	24	2	1:24.109	28.164	178	21.711	218	34.234	237	246
3	1	1:24.320	28.200	175	21.824	215	34.296	236	245	25	2	1:23.878	28.205	177	21.581	219	34.092	239	248
4	1	1:23.774	28.000	175	21.652	217	34.122	236	247	26	2	1:23.858	27.967	176	21.616	218	34.275	237	249
5	1	1:24.216	28.353	175	21.812	213	34.051	236	245	27	2	1:23.576	27.824	177	21.635	217	34.117	237	247
6	1	1:24.502	27.955	174	21.690	216	34.857	236	245	28	2	1:23.716	28.087	176	21.516	219	34.113	237	247
7	1	1:24.203	27.907	175	21.644	218	34.652	235	247	29	2	1:23.956	28.409	176	21.526	219	34.021	236	247
8	1	1:23.883	27.986	176	21.778	218	34.119	234	246	30	2	1:23.540	28.039	176	21.465	218	34.036	236	245
9	1	1:23.743	27.835	175	21.727	218	34.181	236	245	31	2	1:23.928	27.936	176	21.412	220	34.580	236	246
10	1	1:23.834	27.940	175	21.783	217	34.111	235	247	32	2	1:23.559	27.793	175	21.786	218	33.980	238	247
11	1	1:23.666	28.020	175	21.595	217	34.051	235	245	33	2	1:23.667	27.871	176	21.729	217	34.067	238	248
12	1	1:23.397	27.812	176	21.504	219	34.081	236	245	34	2	1:23.717	27.989	177	21.653	219	34.075	238	248
13	1	1:29.031	28.282	175	23.890	179	36.859	177	245	35	2	1:24.115	28.111	177	21.598	218	34.406	238	248
14	1	1:52.823	31.072	173	28.667	117	53.084	105	200	36	2	1:23.733	28.370	176	21.409	220	33.954	238	247
15	1	2:09.712	42.932	83	35.343	141	51.437	168	121	37	2	1:23.410	27.951	176	21.401	220	34.058	236	248
16	1	1:43.331	36.570	95	30.317	150	36.444	234	158	38	2	1:23.670	27.967	177	21.575	218	34.128	238	245
17	1	1:27.927	29.234	174	22.024	216	36.669	55	243	39	2	1:23.894	28.134	175	21.758	220	34.002	238	248
18	2	2:22.934	1:26.616	173	21.735	217	34.583	234		40	2	1:23.852	28.025	177	21.642	219	34.185	237	247
19	2	1:24.228	28.351	175	21.863	217	34.014	235	244	41	2	1:23.981	28.012	177	21.736	218	34.233	237	247
20	2	1:23.407	27.971	176	21.465	218	33.971	234	245	42	2	1:24.185	28.133	177	21.537	220	34.515	237	248
21	2	1:25.231	26.694	151	23.818	216	34.719	235	244	43	2	1:24.017	28.229	176	21.640	220	34.148	237	247
22	2	1:25.588	29.174	176	21.941	217	34.473	236	244										

20 Wishofer, AUT(#1) / Boccolacci, FRA(#2)

theoretical besttime: 1:23.082

1	1	1:42.307	41.863	173	23.471	213	36.973	232	211	23	2	1:23.955	28.071	177	21.761	216	34.123	235	244
2	1	1:28.106	31.256	170	22.387	214	34.463	234	243	24	2	1:25.269	28.970	172	21.760	218	34.539	237	244
3	1	1:24.196	28.382	175	21.755	216	34.059	235	244	25	2	1:24.381	28.310	177	21.829	216	34.242	237	246
4	1	1:23.711	27.944	176	21.588	217	34.179	235	244	26	2	1:24.305	28.445	175	21.632	217	34.228	235	246
5	1	1:24.380	28.358	175	21.843	215	34.179	234	245	27	2	1:23.802	28.115	177	21.554	217	34.133	236	245
6	1	1:24.259	28.044	175	21.510	217	34.705	235	245	28	2	1:23.781	27.968	177	21.569	218	34.244	234	246
7	1	1:23.507	28.090	175	21.555	219	33.862	234	245	29	2	1:23.612	28.010	177	21.467	218	34.135	234	244
8	1	1:23.309	27.842	175	21.470	219	33.997	234	244	30	2	1:23.783	28.060	177	21.464	217	34.259	234	244
9	1	1:24.136	28.595	174	21.527	218	34.014	235	244	31	2	1:23.915	27.971	176	21.496	218	34.448	236	244
10	1	1:23.312	27.848	175	21.454	217	34.010	235	245	32	2	1:24.267	28.170	176	21.727	217	34.370	235	247
11	1	1:23.549	27.776	176	21.787	214	33.986	235	245	33	2	1:23.724	28.064	176	21.565	218	34.095	235	245
12	1	1:23.539	27.858	176	21.444	218	34.237	232	245	34	2	1:23.824	27.938	177	21.629	217	34.257	236	246
13	1	1:28.090	27.987	175	23.354	195	36.749	201	242	35	2	1:23.840	28.070	175	21.555	218	34.215	236	245
14	1	1:53.538	30.928	163	29.229	106	53.381	108	201	36	2	1:24.034	28.033	176	21.849	217	34.152	236	245
15	1	2:09.470	42.703	99	35.612	143	51.155	157	127	37	2	1:23.805	27.956	176	21.693	215	34.156	236	245
16	1	1:42.469	36.536	89	30.441	163	35.492	234	152	38	2	1:23.749	27.990	177	21.538	217	34.221	236	245
17	1	1:26.351	28.729	174	21.920	217	35.702	59	244	39	2	1:23.484	27.879	177	21.501	217	34.104	236	245
18	2	2:22.475	1:26.405	175	21.768	216	34.302	233		40	2	1:24.130	28.224	177	21.611	217	34.295	236	246
19	2	1:23.871	28.213	176	21.566	217	34.092	234	242	41	2	1:24.060	28.178	177	21.722	217	34.160	236	245
20	2	1:24.825	28.507	175	22.034	216	34.284	234	244	42	2	1:24.035	28.095	178	21.580	218	34.360	235	246
21	2	1:24.099	28.281	176	21.716	217	34.102	235	244	43	2	1:24.204	28.176	176	21.765	216	34.263	235	244
22	2	1:24.025	28.304	176	21.623	217	34.098	235	244										



ADAC GT Masters

Sector List Race 1

Provisional



Lausitzring, Length: 3478m
Air temperature: 32.82°C
Track temperature: 29.73°C
Weather condition: Dry

DMSB Reg. Nr.: R-11752/20

Saturday, August 1, 2020 13:05:00

Lap Id	Time	SE1	SP1	SE2	SP2	SE3	SP3	TSP	Lap Id	Time	SE1	SP1	SE2	SP2	SE3	SP3	TSP		
21 Eriksson, SWE(#1) / Keilwitz, DEU(#2)									theoretical besttime: 1:22.749										
1	1	1:37.563	39.114	170	23.042	213	35.407	232	212	23	1	1:23.565	28.051	176	21.496	217	34.018	235	243
2	1	1:25.302	28.778	175	21.871	218	34.653	234	242	24	1	1:25.532	28.187	177	21.535	216	35.810	58	244
3	1	1:24.372	28.366	175	21.754	217	34.252	234	244	25	2	1:37.222	41.973	176	21.356	217	33.893	236	
4	1	1:23.456	27.969	176	21.430	217	34.057	235	243	26	2	1:23.146	27.886	176	21.359	217	33.901	235	245
5	1	1:23.481	27.969	175	21.490	216	34.022	234	245	27	2	1:23.019	27.864	177	21.347	218	33.808	234	244
6	1	1:23.262	27.809	176	21.460	217	33.993	234	244	28	2	1:23.147	27.855	176	21.351	218	33.941	234	244
7	1	1:22.880	27.675	176	21.303	219	33.902	234	243	29	2	1:23.670	28.317	176	21.360	217	33.993	233	244
8	1	1:23.405	27.778	177	21.596	217	34.031	234	244	30	2	1:23.597	28.004	175	21.421	216	34.172	223	243
9	1	1:22.987	27.697	176	21.337	219	33.953	235	244	31	2	1:23.265	28.019	176	21.333	219	33.913	235	235
10	1	1:23.454	27.832	177	21.553	217	34.069	234	245	32	2	1:23.582	27.952	175	21.508	217	34.122	235	245
11	1	1:23.300	27.879	177	21.441	217	33.980	234	245	33	2	1:23.429	28.033	177	21.432	218	33.964	236	245
12	1	1:23.374	27.928	176	21.388	218	34.058	235	244	34	2	1:23.457	28.020	177	21.405	219	34.032	236	245
13	1	1:28.119	28.037	177	22.712	174	37.370	221	245	35	2	1:23.378	28.059	177	21.266	220	34.053	236	244
14	1	1:55.938	30.569	151	31.775	125	53.594	132	226	36	2	1:23.699	28.001	177	21.353	219	34.345	237	246
15	1	2:09.993	44.114	105	35.201	137	50.678	142	134	37	2	1:24.717	28.316	177	21.567	219	34.834	236	247
16	1	1:46.572	37.501	106	30.824	125	38.247	232	144	38	2	1:25.349	28.666	171	21.999	218	34.684	236	246
17	1	1:25.513	29.004	175	22.077	217	34.432	235	243	39	2	1:25.484	28.871	176	21.826	217	34.787	232	246
18	1	1:24.049	28.263	176	21.654	217	34.132	236	244	40	2	1:24.345	28.679	176	21.544	217	34.122	235	240
19	1	1:25.772	29.514	174	22.077	217	34.181	235	245	41	2	1:23.393	27.891	177	21.399	217	34.103	234	244
20	1	1:24.135	28.120	176	21.545	217	34.470	65	245	42	2	1:23.407	27.835	177	21.282	218	34.290	235	244
21	1	2:33.710	1:35.225	174	21.944	217	36.541	59		43	2	1:23.742	28.130	176	21.443	218	34.169	235	244
22	1	1:38.474	42.206	176	21.756	195	34.512	233											

Lap Id	Time	SE1	SP1	SE2	SP2	SE3	SP3	TSP	Lap Id	Time	SE1	SP1	SE2	SP2	SE3	SP3	TSP		
22 Stolz, DEU(#1) / Engel, DEU(#2)									theoretical besttime: 1:22.378										
1	1	1:32.145	35.227	173	22.229	214	34.689	234	190	23	2	1:23.037	27.823	177	21.419	219	33.795	234	243
2	1	1:24.704	28.604	176	21.802	216	34.298	234	243	24	2	1:22.784	27.797	177	21.294	220	33.693	234	243
3	1	1:24.018	28.227	176	21.675	218	34.116	235	243	25	2	1:22.946	27.844	177	21.389	218	33.713	235	244
4	1	1:23.360	27.836	176	21.621	218	33.903	236	244	26	2	1:22.774	27.749	177	21.357	217	33.668	235	244
5	1	1:23.289	27.802	177	21.626	216	33.861	236	245	27	2	1:23.163	27.635	177	21.661	218	33.867	236	245
6	1	1:23.059	27.601	176	21.578	218	33.880	236	245	28	2	1:23.001	27.782	177	21.415	219	33.804	235	245
7	1	1:23.653	27.969	177	21.815	215	33.869	236	245	29	2	1:23.161	27.878	177	21.506	219	33.777	234	244
8	1	1:23.710	27.803	178	22.094	217	33.813	234	245	30	2	1:22.889	27.910	177	21.318	219	33.661	234	243
9	1	1:22.606	27.486	177	21.359	219	33.761	235	243	31	2	1:23.048	27.858	176	21.495	218	33.695	235	243
10	1	1:22.510	27.512	177	21.255	218	33.743	234	244	32	2	1:22.892	27.776	176	21.308	219	33.808	235	244
11	1	1:22.648	27.532	177	21.309	218	33.807	234	244	33	2	1:23.219	27.883	176	21.469	218	33.867	235	245
12	1	1:22.760	27.547	177	21.336	218	33.877	234	243	34	2	1:22.983	27.811	177	21.423	220	33.749	235	244
13	1	1:23.539	27.636	177	21.239	219	34.664	233	243	35	2	1:23.197	27.974	177	21.311	219	33.912	236	244
14	1	2:03.200	36.596	119	33.059	147	53.545	175	244	36	2	1:23.040	27.848	177	21.364	219	33.828	236	245
15	1	2:09.224	43.749	133	34.165	170	51.310	167	144	37	2	1:23.058	27.876	176	21.330	219	33.852	235	246
16	1	1:50.124	38.696	133	30.812	142	40.616	235	194	38	2	1:23.129	27.791	177	21.470	219	33.868	235	244
17	1	1:25.343	29.016	175	22.100	216	34.227	235	242	39	2	1:23.305	28.085	176	21.420	217	33.800	235	243
18	1	1:25.292	28.137	177	21.675	217	35.480	58	244	40	2	1:25.364	29.826	176	21.620	218	33.918	235	244
19	2	2:21.266	1:25.863	175	21.502	218	33.901	234		41	2	1:23.482	28.030	177	21.502	217	33.950	235	244
20	2	1:23.314	27.913	177	21.548	217	33.853	233	244	42	2	1:23.153	27.851	178	21.407	219	33.895	235	244
21	2	1:22.746	27.744	177	21.365	219	33.637	234	243	43	2	1:23.144	27.889	177	21.284	220	33.971	234	244
22	2	1:23.956	28.825	176	21.387	220	33.744	235	243										

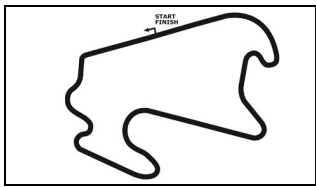
Lap Id	Time	SE1	SP1	SE2	SP2	SE3	SP3	TSP	Lap Id	Time	SE1	SP1	SE2	SP2	SE3	SP3	TSP		
25 Walilko, POL(#1) / Beckhusen, DEU(#2)									theoretical besttime: 1:23.346										
1	1	1:40.544	40.883	168	23.328	207	36.333	237	214	23	2	1:23.898	28.058	176	21.668	218	34.172	236	245
2	1	1:27.962	30.876	172	22.244	218	34.842	235	248	24	2	1:23.754	27.924	175	21.607	219	34.223	235	245
3	1	1:24.196	28.319	175	21.782	217	34.095	236	245	25	2	1:23.787	27.975	175	21.802	218	34.010	237	245
4	1	1:24.187	28.435	173	21.733	217	34.019	236	245	26	2	1:24.010	27.941	175	21.665	217	34.404	235	246
5	1	1:24.175	28.479	175	21.648	216	34.048	234	246	27	2	1:23.858	28.074	175	21.597	218	34.187	235	244
6	1	1:25.357	27.990	173	22.278	213	35.089	236	244	28	2	1:24.501	28.589	175	21.646	217	34.266	234	244
7	1	1:23.480	27.839	175	21.544	217	34.097	236	246	29	2	1:24.104	28.151	175	21.615	218	34.338	234	244
8	1	1:23.541	27.854	175	21.566	219	34.121	235	245	30	2	1:24.709	28.363	175	21.905	217	34.441	235	244
9	1	1:23.932	27.792	175	21.971	219	34.169	235	245	31	2	1:24.212	28.191	174	21.626	219	34.395	236	244
10	1	1:23.518	27.843	175	21.619	217	34.056	235	245	32	2	1:23.857	28.104	175	21.667	218	34.086	236	245
11	1	1:23.502	27.812	175	21.597	218	34.093	235	244	33	2	1:24.118	28.029	175	21.596	218	34.493	235	245
12	1	1:24.176	27.799	175	21.615	218	34.762	234	244	34	2	1:24.206	27.988	176	21.882	217	34.336	236	245
13	1	1:28.985	28.408	175	23.444	198	37.133	173	244	35	2	1:24.372	28.140	175	21.758	219	34.474	237	245
14	1	1:53.019	30.550	174	29.058	111	53.411	105	179	36	2	1:24.537	28.265	176	21.581	219	34.691	238	247
15	1	2:09.809	42.939	92	35.533	152	51.337	169	120	37	2	1:24.675	28.134	175	21.743	219	34.798	237	248

ver: 1.0

www.adac.de/motorsport

Page 5/ 12 printed: 1.8.2020 14:10





ADAC GT Masters

Sector List Race 1

Provisional



Lausitzring, Length: 3478m
Air temperature: 32.82°C
Track temperature: 29.73°C
Weather condition: Dry

DMSB Reg. Nr.: R-11752/20

Saturday, August 1, 2020 13:05:00

Lap	Id	Time	SE1	SP1	SE2	SP2	SE3	SP3	TSP	Lap	Id	Time	SE1	SP1	SE2	SP2	SE3	SP3	TSP
16	1	1:42.980	36.519	87	30.649	143	35.812	234	152	38	2	1:25.330	28.663	174	21.982	219	34.685	237	247
17	1	1:26.875	28.501	174	22.183	216	36.191	58	244	39	2	1:25.728	28.787	175	21.962	219	34.979	237	247
18	1	2:46.385	1:47.155	171	23.244	216	35.986	237		40	2	1:26.372	29.417	175	22.160	217	34.795	238	245
19	2	1:25.498	28.993	174	21.860	218	34.645	235	247	41	2	1:25.614	28.613	176	22.287	216	34.714	235	247
20	2	1:24.445	28.461	175	21.743	217	34.241	235	245	42	2	1:26.551	29.827	175	21.755	219	34.969	237	245
21	2	1:23.996	28.091	175	21.734	219	34.171	236	244	43	2	1:27.334	29.976	174	22.391	217	34.967	236	247
22	2	1:24.160	28.091	176	21.749	219	34.320	235	245										

26 Feller, CHE(#1) / Mücke, DEU(#2)

theoretical besttime: 1:23.025

1	1	1:34.677	37.038	170	22.622	213	35.017	236	195	23	1	1:24.390	27.899	176	21.657	220	34.834	59	246
2	1	1:24.722	28.562	175	21.839	219	34.321	236	246	24	2	2:40.375	1:44.336	175	21.755	216	34.284	236	
3	1	1:23.767	27.924	175	21.692	218	34.151	236	245	25	2	1:23.859	28.029	176	21.694	217	34.136	238	246
4	1	1:23.344	27.727	176	21.507	218	34.110	236	246	26	2	1:23.685	27.949	176	21.704	217	34.032	237	248
5	1	1:23.354	27.788	176	21.536	217	34.030	236	245	27	2	1:23.644	27.922	176	21.674	219	34.048	237	247
6	1	1:23.916	27.821	176	21.584	218	34.511	237	247	28	2	1:23.889	28.027	176	21.696	218	34.166	236	247
7	1	1:23.187	27.754	176	21.522	218	33.911	236	246	29	2	1:23.753	28.061	176	21.665	218	34.027	236	246
8	1	1:23.183	27.611	177	21.527	219	34.045	237	246	30	2	1:23.956	28.104	176	21.650	218	34.202	236	245
9	1	1:23.370	27.740	177	21.640	219	33.990	237	247	31	2	1:24.429	28.197	176	21.976	219	34.256	237	245
10	1	1:23.390	27.917	177	21.566	219	33.907	237	247	32	2	1:23.963	28.047	175	21.729	219	34.187	237	246
11	1	1:23.254	27.686	176	21.592	217	33.976	237	247	33	2	1:23.955	28.041	176	21.709	219	34.205	236	247
12	1	1:23.669	27.876	175	21.575	220	34.218	236	247	34	2	1:23.800	27.931	177	21.682	219	34.187	237	247
13	1	1:25.592	28.533	176	22.192	210	34.867	236	246	35	2	1:23.804	28.038	176	21.551	219	34.215	238	247
14	1	1:59.069	31.543	104	33.317	125	54.209	158	247	36	2	1:23.894	28.042	176	21.569	219	34.283	237	248
15	1	2:09.562	43.238	111	34.518	170	51.806	144	186	37	2	1:23.840	28.005	176	21.641	218	34.194	237	247
16	1	1:47.613	37.609	128	30.926	125	39.078	234	144	38	2	1:23.825	28.081	176	21.619	219	34.125	237	247
17	1	1:25.521	28.789	174	22.137	217	34.595	237	244	39	2	1:23.954	28.021	176	21.689	219	34.244	236	246
18	1	1:24.097	28.145	176	21.702	219	34.250	237	247	40	2	1:23.846	27.974	176	21.707	219	34.165	236	245
19	1	1:23.800	28.078	176	21.593	219	34.129	236	246	41	2	1:23.902	28.101	176	21.582	219	34.219	236	246
20	1	1:23.366	27.722	176	21.589	219	34.055	236	246	42	2	1:23.836	27.995	177	21.622	219	34.219	236	245
21	1	1:23.986	28.165	176	21.753	218	34.068	235	246	43	2	1:23.948	28.081	176	21.570	220	34.297	235	245
22	1	1:23.524	27.853	176	21.675	220	33.996	237	245										

28 Hofer, AUT(#1) / Haase, DEU(#2)

theoretical besttime: 1:23.021

1	1	1:35.333	37.924	167	22.372	213	35.037	232	198	23	1	1:24.704	27.935	174	21.483	218	35.286	59	243
2	1	1:24.750	28.547	173	21.882	216	34.321	236	243	24	2	2:22.759	1:26.754	175	21.670	216	34.335	235	
3	1	1:24.941	28.921	173	21.817	215	34.203	234	243	25	2	1:23.761	28.252	174	21.477	217	34.032	236	244
4	1	1:23.456	27.989	173	21.483	215	33.984	233	243	26	2	1:23.453	27.779	175	21.600	217	34.074	235	245
5	1	1:24.164	28.319	167	21.894	214	33.951	233	243	27	2	1:23.476	27.829	175	21.502	216	34.145	235	244
6	1	1:23.296	27.816	173	21.509	215	33.971	233	243	28	2	1:23.684	27.934	175	21.598	217	34.152	234	245
7	1	1:23.177	27.720	174	21.497	216	33.960	233	243	29	2	1:23.603	27.991	175	21.570	217	34.042	234	243
8	1	1:23.255	27.855	174	21.464	217	33.936	232	243	30	2	1:23.775	28.003	176	21.605	217	34.167	234	244
9	1	1:23.217	27.670	174	21.501	217	34.046	233	241	31	2	1:23.704	27.942	175	21.624	217	34.138	235	243
10	1	1:23.238	27.769	173	21.515	216	33.954	234	244	32	2	1:23.695	28.177	173	21.511	216	34.007	235	243
11	1	1:23.103	27.640	174	21.479	217	33.984	234	243	33	2	1:23.472	27.924	175	21.510	217	34.038	234	244
12	1	1:23.288	27.774	174	21.557	217	33.957	234	243	34	2	1:23.542	28.084	176	21.468	217	33.990	234	244
13	1	1:27.115	28.152	175	22.183	177	36.780	232	244	35	2	1:23.740	28.135	175	21.477	218	34.128	234	243
14	1	1:57.060	29.693	122	33.016	136	54.351	134	232	36	2	1:23.548	27.902	175	21.499	217	34.147	235	244
15	1	2:09.818	43.388	133	35.369	156	51.061	143	170	37	2	1:23.402	27.793	176	21.522	217	34.087	234	245
16	1	1:47.067	37.265	123	31.073	124	38.729	233	169	38	2	1:23.586	27.947	174	21.513	218	34.126	234	244
17	1	1:25.529	28.763	172	22.135	214	34.631	235	242	39	2	1:23.682	28.098	175	21.542	216	34.042	234	243
18	1	1:24.345	28.245	174	21.774	217	34.326	235	244	40	2	1:24.017	28.398	174	21.563	216	34.056	234	243
19	1	1:24.249	28.427	173	21.723	217	34.099	234	243	41	2	1:23.599	27.984	176	21.529	217	34.086	234	244
20	1	1:23.674	27.903	174	21.721	217	34.050	234	243	42	2	1:23.650	28.128	176	21.445	217	34.077	234	243
21	1	1:23.724	28.009	174	21.591	217	34.124	233	244	43	2	1:23.881	28.225	175	21.490	218	34.166	233	243
22	1	1:23.531	27.973	175	21.557	218	34.001	235	243										

29 Schramm, DEU(#1) / Mies, DEU(#2)

theoretical besttime: 1:22.668

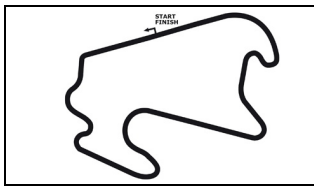
1	1	1:38.847	39.837	170	23.159	215	35.851	234	213	23	2	1:23.120	27.710	176	21.415	218	33.995	236	244
2	1	1:26.074	29.649	173	21.925	215	34.500	234	244	24	2	1:22.957	27.634	176	21.447	219	33.876	235	244
3	1	1:24.032	28.125	175	21.706	217	34.201	236	245	25	2	1:22.907	27.687	176	21.423	219	33.797	236	246
4	1	1:23.706	27.875	175	21.665	215	34.166	235	247	26	2	1:23.053	27.776	176	21.370	220	33.907	237	245
5	1	1:23.542	27.731	175	21.769	215	34.042	235	245	27	2	1:23.424	27.722	176	21.661	217	34.041	235	246
6	1	1:23.092	27.501	175	21.594	216	33.997	235	247	28	2	1:24.070	28.118	176	21.707	219	34.245	235	246
7	1	1:23.304	27.593	176	21.692	217	34.019	235	243	29	2	1:23.264	27.865	176	21.465	219	33.934	234	245

ver: 1.0

www.adac.de/motorsport

Page 6/ 12 printed: 1.8.2020 14:10





ADAC GT Masters

Sector List Race 1



Provisional

DMSB Reg. Nr.: R-11752/20

Saturday, August 1, 2020 13:05:00

Lausitzring, Length: 3478m

Air temperature: 32.82°C

Track temperature: 29.73°C

Weather condition: Dry

Lap	Id	Time	SE1	SP1	SE2	SP2	SE3	SP3	TSP	Lap	Id	Time	SE1	SP1	SE2	SP2	SE3	SP3	TSP
8	1	1:23.198	27.602	176	21.495	215	34.101	235	245	30	2	1:24.022	28.169	176	21.636	218	34.217	235	244
9	1	1:23.241	27.532	176	21.589	218	34.120	236	244	31	2	1:44.961	27.921	175	21.482	219	55.558	235	244
10	1	1:23.168	27.529	176	21.635	217	34.004	235	245	32	2	1:24.881	28.554	175	22.240	217	34.087	237	244
11	1	1:23.201	27.632	175	21.494	218	34.075	235	245	33	2	1:23.967	27.836	176	22.067	217	34.064	236	247
12	1	1:23.302	27.786	175	21.536	218	33.980	236	245	34	2	1:23.314	27.779	177	21.491	220	34.044	237	246
13	1	1:28.259	27.740	176	23.041	165	37.478	235	245	35	2	1:23.598	27.969	175	21.529	221	34.100	237	244
14	1	1:56.712	30.508	154	32.656	134	53.548	133	210	36	2	1:24.119	28.085	176	21.543	220	34.491	238	248
15	1	2:10.199	44.331	81	34.315	150	51.553	141	151	37	2	1:23.971	27.919	176	21.616	220	34.436	236	247
16	1	1:45.125	36.859	93	30.531	157	37.735	235	135	38	2	1:23.954	28.151	176	21.601	219	34.202	239	247
17	1	1:26.919	28.594	175	22.450	214	35.875	59	243	39	2	1:23.771	28.039	176	21.634	219	34.098	237	247
18	2	2:22.297	1:26.362	174	21.719	216	34.216	233		40	2	1:23.929	27.905	177	21.972	218	34.052	238	247
19	2	1:23.217	27.820	175	21.478	218	33.919	237	243	41	2	1:24.011	27.979	177	21.895	218	34.137	238	247
20	2	1:23.171	27.795	175	21.469	218	33.907	234	243	42	2	1:23.818	28.134	177	21.517	219	34.167	235	247
21	2	1:23.058	27.753	176	21.483	220	33.822	234	243	43	2	1:24.525	28.115	176	21.986	220	34.424	235	246
22	2	1:22.984	27.687	175	21.450	219	33.847	235	243										

30 Ineichen, CHE(#1) / Bortolotti, ITA(#2)

theoretical besttime:

1	1	1:39.953	40.567	169	23.534	213	35.852	235	213	2									245
---	---	----------	--------	------------	---------------	------------	---------------	------------	-----	---	--	--	--	--	--	--	--	--	------------

31 Niederhauser, CHE(#1) / van der Linde, ZAF(#2)

theoretical besttime: 1:22.684

1	1	1:40.499	40.393	169	23.061	215	37.045	233	196	23	2	1:23.346	27.805	177	21.497	219	34.044	236	245	
2	1	1:27.398	29.934	171	22.958	215	34.506	234	242	24	2	1:25.356	29.200	173	21.783	218	34.373	234	245	
3	1	1:23.705	27.964	176	21.500	218	34.241	234	243	25	2	1:23.029	27.852	176	21.352	219	33.825	219	33.825	247
4	1	1:23.052	27.674	175	21.531	217	33.847	235	244	26	2	1:23.241	27.734	176	21.457	218	34.050	236	246	
5	1	1:23.333	27.740	175	21.643	216	33.950	234	244	27	2	1:23.143	27.726	177	21.416	218	34.001	236	245	
6	1	1:23.377	27.782	175	21.590	217	34.005	235	244	28	2	1:23.565	27.794	176	21.545	219	34.226	235	245	
7	1	1:23.305	27.925	176	21.413	217	33.967	234	244	29	2	1:23.649	28.013	176	21.606	220	34.030	235	244	
8	1	1:23.421	28.034	175	21.558	218	33.829	235	244	30	2	1:23.636	27.954	176	21.561	218	34.121	235	244	
9	1	1:23.220	27.750	175	21.510	219	33.960	234	244	31	2	1:23.930	27.903	176	21.714	218	34.313	236	243	
10	1	1:23.385	27.628	176	21.471	217	34.286	234	244	32	2	1:23.782	27.943	175	21.622	219	34.217	236	247	
11	1	1:22.966	27.507	177	21.539	218	33.920	236	244	33	2	1:23.740	27.979	176	21.554	219	34.207	235	246	
12	1	1:23.570	27.893	175	21.484	219	34.193	235	245	34	2	1:23.670	27.950	176	21.633	219	34.087	236	245	
13	1	1:30.315	28.105	176	24.800	143	37.410	233	244	35	2	1:23.723	28.053	176	21.499	220	34.171	237	247	
14	1	1:54.270	29.859	174	31.197	114	53.214	156	228	36	2	1:23.897	28.139	176	21.638	219	34.120	237	246	
15	1	2:10.019	44.105	91	34.359	165	51.555	128	170	37	2	1:24.055	27.916	176	21.878	215	34.261	236	246	
16	1	1:44.059	36.991	90	30.614	168	36.454	235	162	38	2	1:23.613	27.889	176	21.420	220	34.304	236	246	
17	1	1:25.605	28.637	175	22.120	217	34.848	234	244	39	2	1:23.650	28.030	176	21.531	217	34.089	236	245	
18	1	1:23.581	28.018	175	21.591	217	33.972	235	244	40	2	1:23.858	28.042	175	21.782	218	34.034	236	245	
19	1	1:24.694	28.450	173	21.919	217	34.325	238	245	41	2	1:23.875	27.978	176	21.675	218	34.222	231	245	
20	1	1:24.944	28.023	176	21.694	217	35.227	57	247	42	2	1:24.044	28.384	177	21.506	217	34.154	235	240	
21	2	2:21.287	1:25.830	175	21.450	218	34.007	234		43	2	1:23.481	27.863	175	21.499	218	34.119	234	243	
22	2	1:23.711	27.997	176	21.671	219	34.043	237	243											

32 Weerts, BEL(#1) / Vanthoor, BEL(#2)

theoretical besttime: 1:22.741

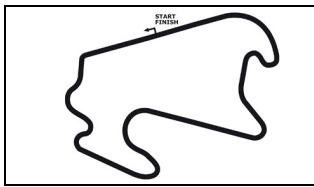
1	1	1:39.369	38.616	167	23.771	211	36.982	231	188	23	2	1:24.856	28.279	176	22.002	217	34.575	235	247
2	1	1:36.250	39.317	172	21.964	215	34.969	236	240	24	2	1:24.373	28.464	175	21.726	218	34.183	237	246
3	1	1:25.768	28.936	174	21.857	215	34.975	238	246	25	2	1:24.641	28.581	175	21.730	218	34.330	238	247
4	1	1:32.552	36.935	170	21.542	215	34.075	234	247	26	2	1:24.643	28.291	175	21.902	216	34.450	237	248
5	1	1:23.069	27.549	174	21.495	214	34.025	233	243	27	2	1:24.825	28.486	176	21.896	217	34.443	235	247
6	1	1:23.500	27.581	173	21.688	216	34.231	232	244	28	2	1:24.402	28.474	174	21.752	217	34.176	234	245
7	1	1:23.054	27.581	174	21.426	217	34.047	236	243	29	2	1:26.802	30.242	169	22.323	216	34.237	234	243
8	1	1:24.410	28.691	175	21.546	217	34.173	233	245	30	2	1:23.653	28.105	177	21.565	216	33.983	234	244
9	1	1:23.558	28.021	175	21.647	217	33.890	234	243	31	2	1:23.332	27.808	174	21.506	218	34.018	236	244
10	1	1:23.111	27.639	174	21.577	216	33.895	234	244	32	2	1:23.715	27.795	174	21.649	217	34.271	236	245
11	1	1:22.896	27.449	175	21.511	217	33.936	235	243	33	2	1:23.696	27.777	175	21.656	217	34.263	236	245
12	1	1:24.134	27.929	175	21.505	218	34.700	236	245	34	2	1:24.124	27.819	175	21.813	218	34.492	235	245
13	1	1:30.230	29.455	159	24.508	160	36.267	234	247	35	2	1:23.422	27.907	174	21.402	219	34.113	236	244
14	1	1:45.914	31.486	127	23.112	192	51.316	78	222	36	2	1:23.519	27.849	176	21.528	217	34.142	236	245
15	1	2:11.142	43.580	98	36.962	134	50.600	160	117	37	2	1:23.559	27.809	176	21.586	218	34.164	236	247
16	1	1:40.316	36.280	115	28.521	152	35.515	236	188	38	2	1:23.803	27.932	175	21.628	219	34.243	236	245
17	1	1:27.010	28.519	175	22.059	218	36.432	58	245	39	2	1:24.031	27.919	176	21.935	218	34.177	235	245
18	2	2:25.647	1:29.466	173	21.813	217	34.368	234		40	2	1:24.008	28.075	175	21.688	217	34.245	236	245
19	2	1:23.333	27.799	175	21.610	217	33.924	235	244	41	2	1:23.846	28.197	176	21.479	218	34.170	235	246
20	2	1:24.451	28.007	176	21.848	217	34.596	235	245	42	2	1:23.604	27.802	176	21.563	217	34.239	234	244

ver: 1.0

www.adac.de/motorsport

Page 7/ 12 printed: 1.8.2020 14:10





ADAC GT Masters

Sector List Race 1

Provisional



Lausitzring, Length: 3478m
Air temperature: 32.82°C
Track temperature: 29.73°C
Weather condition: Dry

DMSB Reg. Nr.: R-11752/20

Saturday, August 1, 2020 13:05:00

Lap	Id	Time	SE1	SP1	SE2	SP2	SE3	SP3	TSP	Lap	Id	Time	SE1	SP1	SE2	SP2	SE3	SP3	TSP
21	2	1:24.892	28.083	175	21.687	219	35.122	234	245	43	2	1:23.997	28.038	171	21.598	219	34.361	234	244
22	2	1:23.841	27.956	175	21.641	218	34.244	237	243										

33 Salaquarda, CZE(#1) / Stippler, DEU(#2)

theoretical besttime: 1:22.634

1	1	1:38.015	38.950	171	23.317	209	35.748	235	204	23	2	1:23.334	27.868	177	21.615	220	33.851	238	248
2	1	1:25.648	29.207	174	21.929	218	34.512	236	245	24	2	1:25.039	28.761	174	21.793	222	34.485	238	247
3	1	1:24.239	28.552	175	21.579	219	34.108	237	246	25	2	1:23.579	28.200	175	21.514	219	33.865	238	248
4	1	1:23.448	28.049	175	21.478	218	33.921	237	247	26	2	1:22.906	27.636	176	21.462	219	33.808	238	248
5	1	1:23.409	27.979	175	21.476	218	33.954	237	247	27	2	1:23.258	27.832	177	21.559	220	33.867	238	248
6	1	1:23.397	27.850	175	21.463	219	34.084	236	248	28	2	1:23.351	27.795	176	21.511	220	34.045	237	248
7	1	1:22.920	27.874	175	21.287	220	33.759	236	247	29	2	1:23.675	27.906	177	21.645	220	34.124	237	248
8	1	1:23.199	27.777	175	21.381	219	34.041	236	247	30	2	1:23.801	28.085	177	21.781	219	33.935	236	247
9	1	1:23.539	28.092	176	21.413	221	34.034	237	247	31	2	1:23.637	27.766	176	21.631	220	34.240	238	245
10	1	1:22.918	27.588	175	21.390	219	33.940	237	247	32	2	1:23.874	28.404	175	21.529	219	33.941	238	247
11	1	1:23.336	27.908	174	21.468	219	33.960	237	248	33	2	1:23.771	27.971	177	21.590	220	34.210	238	248
12	1	1:23.245	27.878	175	21.406	220	33.961	238	247	34	2	1:23.631	27.947	177	21.583	220	34.101	238	248
13	1	1:28.465	28.162	176	22.665	168	37.638	214	248	35	2	1:23.953	27.979	175	21.669	220	34.305	238	248
14	1	1:56.122	30.489	142	31.845	140	53.788	137	214	36	2	1:23.725	27.877	176	21.584	220	34.264	239	248
15	1	2:09.899	44.165	97	35.101	147	50.633	165	143	37	2	1:24.081	28.473	177	21.672	218	33.936	238	248
16	1	1:46.073	37.404	99	30.645	135	38.024	236	134	38	2	1:23.667	27.857	177	21.587	220	34.223	237	248
17	1	1:25.740	29.006	174	22.121	218	34.613	236	246	39	2	1:23.797	28.114	174	21.620	219	34.063	237	247
18	1	1:24.260	28.293	175	21.743	217	34.224	236	247	40	2	1:23.871	27.969	176	21.613	221	34.289	237	247
19	1	1:26.945	28.965	174	22.139	217	35.841	58	246	41	2	1:24.288	28.106	176	22.046	217	34.136	238	247
20	2	2:22.252	1:26.445	176	21.677	218	34.130	236		42	2	1:24.321	28.250	177	21.604	220	34.467	237	248
21	2	1:23.760	27.932	176	21.853	220	33.975	236	246	43	2	1:23.825	28.156	175	21.529	220	34.140	237	248
22	2	1:23.451	27.884	174	21.572	220	33.995	238	246										

36 Dienst, DEU(#1) / Frommenwiler, CHE(#2)

theoretical besttime: 1:22.833

1	1	1:40.721	40.774	172	23.553	208	36.394	236	214	23	1	1:25.227	28.262	176	21.538	220	35.427	58	244
2	1	1:28.072	31.043	174	22.208	218	34.821	236	245	24	2	2:23.496	1:27.107	175	21.802	218	34.587	235	
3	1	1:24.143	28.468	176	21.645	216	34.030	237	245	25	2	1:24.297	28.373	175	21.715	218	34.209	237	245
4	1	1:24.061	28.444	176	21.782	217	33.835	236	246	26	2	1:23.939	28.309	177	21.476	219	34.154	236	245
5	1	1:24.240	28.730	175	21.593	217	33.917	235	245	27	2	1:23.667	28.096	177	21.467	219	34.104	236	245
6	1	1:24.257	28.059	176	22.039	214	34.159	234	245	28	2	1:23.743	28.127	177	21.515	219	34.101	236	245
7	1	1:23.082	27.705	176	21.395	218	33.982	234	244	29	2	1:23.494	28.008	177	21.349	219	34.137	235	245
8	1	1:23.023	27.813	176	21.431	219	33.779	234	243	30	2	1:23.808	28.081	175	21.578	219	34.149	235	244
9	1	1:23.113	27.757	177	21.451	219	33.905	236	244	31	2	1:24.311	28.431	175	21.586	219	34.294	237	244
10	1	1:23.400	27.842	175	21.531	217	34.027	235	245	32	2	1:24.103	27.911	175	21.982	216	34.210	236	245
11	1	1:23.571	28.165	176	21.415	217	33.991	235	245	33	2	1:23.632	28.117	177	21.440	219	34.075	236	245
12	1	1:23.219	27.877	175	21.376	219	33.966	236	244	34	2	1:24.013	28.043	177	21.595	219	34.375	236	245
13	1	1:29.177	28.053	177	23.119	167	38.005	209	245	35	2	1:23.676	27.996	176	21.547	219	34.133	236	245
14	1	1:54.151	30.928	174	29.238	116	53.985	122	205	36	2	1:23.719	28.035	177	21.585	219	34.099	237	245
15	1	2:09.346	43.084	92	34.803	165	51.459	151	167	37	2	1:23.812	28.008	177	21.579	220	34.225	236	247
16	1	1:43.467	36.949	86	30.434	167	36.084	236	159	38	2	1:23.939	28.143	177	21.599	219	34.197	236	245
17	1	1:25.202	28.634	175	21.937	218	34.631	236	245	39	2	1:23.920	28.055	176	21.690	218	34.175	236	245
18	1	1:24.230	28.224	176	21.620	219	34.386	237	245	40	2	1:24.016	28.146	177	21.594	218	34.276	236	245
19	1	1:25.025	28.264	176	22.239	219	34.522	235	246	41	2	1:24.060	28.292	177	21.496	218	34.272	236	245
20	1	1:23.669	28.083	173	21.514	219	34.072	236	245	42	2	1:23.943	28.027	178	21.607	219	34.309	235	245
21	1	1:24.167	28.530	176	21.516	218	34.121	234	245	43	2	1:24.170	28.142	176	21.494	219	34.534	235	244
22	1	1:24.044	28.204	177	21.528	219	34.312	235	243										

47 Dontje, NLD(#1) / Götz, DEU(#2)

theoretical besttime: 1:23.038

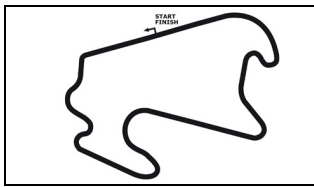
1	1	1:37.178	38.542	170	23.212	216	35.424	233	203	23	2	1:23.327	27.961	177	21.397	219	33.969	236	245
2	1	1:25.158	28.594	175	21.993	216	34.571	233	243	24	2	1:23.824	28.299	177	21.528	219	33.997	235	245
3	1	1:24.314	28.336	175	21.738	217	34.240	233	244	25	2	1:23.213	27.870	177	21.440	219	33.903	237	246
4	1	1:23.279	27.892	175	21.460	217	33.927	234	243	26	2	1:23.530	27.923	177	21.543	218	34.064	237	247
5	1	1:23.441	27.836	176	21.663	216	33.942	235	244	27	2	1:23.613	28.000	177	21.547	220	34.066	236	247
6	1	1:23.222	27.757	175	21.514	217	33.951	234	245	28	2	1:23.676	27.918	177	21.565	219	34.193	236	245
7	1	1:23.176	27.738	176	21.467	219	33.971	234	244	29	2	1:23.597	28.001	178	21.421	219	34.175	236	245
8	1	1:23.350	27.853	176	21.522	218	33.975	234	245	30	2	1:23.576	28.012	178	21.421	219	34.143	236	245
9	1	1:23.232	27.773	176	21.470	220	33.989	234	244	31	2	1:23.864	28.138	177	21.477	219	34.249	237	245
10	1	1:23.445	27.756	176	21.603	218	34.086	234	245	32	2	1:23.868	28.221	176	21.552	219	34.095	237	247
11	1	1:23.252	27.740	176	21.464	217	34.048	235	244	33	2	1:23.822	28.086	177	21.540	218	34.196	236	247
12	1	1:23.344	27.760	176	21.448	219	34.136	235	244	34	2	1:23.795	28.059	177	21.554	218	34.182	236	246

ver: 1.0

www.adac.de/motorsport

Page 8/ 12 printed: 1.8.2020 14:10





ADAC GT Masters

Sector List Race 1



Provisional

Lausitzring, Length: 3478m

Air temperature: 32.82°C

Track temperature: 29.73°C

Weather condition: Dry

DMSB Reg. Nr.: R-11752/20

Saturday, August 1, 2020 13:05:00

Lap	Id	Time	SE1	SP1	SE2	SP2	SE3	SP3	TSP	Lap	Id	Time	SE1	SP1	SE2	SP2	SE3	SP3	TSP
13	1	1:27.280	28.000	176	22.076	183	37.204	233	245	35	2	1:23.775	28.053	177	21.482	219	34.240	236	245
14	1	1:56.459	30.613	171	31.852	132	53.994	130	236	36	2	1:23.947	28.116	177	21.544	218	34.287	237	245
15	1	2:10.025	43.644	114	35.204	148	51.177	138	146	37	2	1:24.170	27.928	177	22.061	219	34.181	236	247
16	1	1:46.957	37.215	126	31.043	128	38.699	233	174	38	2	1:23.793	27.992	176	21.505	220	34.296	236	247
17	1	1:25.254	28.741	175	22.001	217	34.512	236	243	39	2	1:23.635	27.916	177	21.499	218	34.220	236	245
18	1	1:24.348	28.225	176	21.788	217	34.335	235	245	40	2	1:23.799	28.035	176	21.657	218	34.107	236	246
19	1	1:25.666	29.623	175	21.838	218	34.205	235	245	41	2	1:24.336	27.926	177	21.668	217	34.742	231	245
20	1	1:23.892	28.045	176	21.631	219	34.216	235	244	42	2	1:25.009	29.030	177	21.622	218	34.357	235	240
21	1	1:24.968	27.979	177	21.583	219	35.406	59	245	43	2	1:23.867	28.099	175	21.452	219	34.316	232	245
22	2	2:22.068	1:26.515	176	21.475	220	34.078	236											

48 Ellis, GBR(#1) / Marciello, ITA(#2)

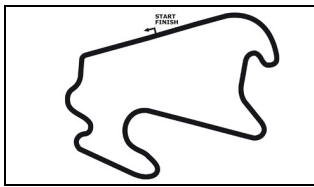
theoretical besttime: 1:23.198

1	1	1:42.993	42.813	170	23.197	214	36.983	234	220	23	2	1:24.230	28.355	176	21.808	218	34.067	234	245
2	1	1:30.972	33.092	168	22.683	217	35.197	234	244	24	2	1:23.690	27.959	177	21.587	219	34.144	235	243
3	1	1:26.106	28.797	176	22.017	218	35.292	232	244	25	2	1:23.692	27.889	177	21.596	218	34.207	237	245
4	1	1:26.007	29.247	176	21.874	217	34.886	235	243	26	2	1:24.341	28.083	177	22.096	215	34.162	234	247
5	1	1:24.409	28.089	176	21.920	213	34.400	235	245	27	2	1:23.254	27.768	177	21.404	219	34.082	235	244
6	1	1:24.393	28.053	174	21.966	216	34.374	234	245	28	2	1:23.646	27.869	177	21.492	218	34.285	234	245
7	1	1:23.565	27.843	177	21.502	219	34.220	234	244	29	2	1:23.823	27.930	177	21.620	218	34.273	234	244
8	1	1:23.942	28.117	175	21.571	220	34.254	234	244	30	2	1:23.873	28.008	177	21.579	218	34.286	235	244
9	1	1:24.556	28.060	176	21.894	217	34.602	235	244	31	2	1:24.420	28.270	176	21.774	219	34.376	234	244
10	1	1:24.515	28.232	176	21.818	218	34.465	234	245	32	2	1:24.062	28.234	176	21.584	219	34.244	236	243
11	1	1:24.556	28.071	176	22.062	215	34.423	235	244	33	2	1:23.975	28.027	177	21.718	217	34.230	235	245
12	1	1:24.589	28.192	176	21.759	219	34.638	235	245	34	2	1:23.692	27.845	178	21.567	219	34.280	236	245
13	1	1:29.640	28.984	167	24.488	185	36.168	224	245	35	2	1:23.682	28.005	176	21.406	219	34.271	237	245
14	1	1:45.326	31.763	158	22.803	207	50.760	90	223	36	2	1:24.137	28.113	176	21.656	217	34.368	236	245
15	1	2:10.906	43.515	85	36.651	135	50.740	168	86	37	2	1:24.123	27.930	177	21.578	219	34.615	235	246
16	1	1:41.574	35.903	82	29.584	162	36.087	234	159	38	2	1:23.767	28.099	176	21.469	219	34.199	235	245
17	1	1:27.399	28.574	175	21.864	219	36.961	59	244	39	2	1:23.775	28.022	176	21.456	219	34.297	235	245
18	2	2:23.007	1:26.941	175	21.660	217	34.406	234		40	2	1:24.048	27.983	176	21.877	217	34.188	235	244
19	2	1:25.685	28.442	176	21.827	217	35.416	233	244	41	2	1:23.952	28.030	177	21.703	218	34.219	234	244
20	2	1:24.540	28.237	175	22.085	219	34.218	234	243	42	2	1:23.869	27.979	177	21.482	219	34.408	234	244
21	2	1:24.083	28.306	176	21.751	218	34.026	234	244	43	2	1:24.504	28.082	177	22.035	218	34.387	234	244
22	2	1:24.616	28.250	175	21.857	218	34.509	235	243										

63 Costa Balboa, ESP(#1) / Perera, FRA(#2)

theoretical besttime: 1:22.686

1	1	1:38.437	39.108	168	23.596	216	35.733	235	203	23	1	1:25.468	28.596	176	21.527	219	35.345	55	247
2	1	1:25.561	29.043	175	21.983	218	34.535	236	245	24	2	2:22.376	1:26.761	176	21.691	219	33.924	237	
3	1	1:24.301	28.563	176	21.645	218	34.093	237	247	25	2	1:23.193	27.867	177	21.608	219	33.718	238	247
4	1	1:23.434	27.967	176	21.576	217	33.891	237	247	26	2	1:23.387	27.809	177	21.682	218	33.896	238	248
5	1	1:23.530	27.902	177	21.629	217	33.999	237	248	27	2	1:23.458	27.835	177	21.664	219	33.959	238	248
6	1	1:23.210	27.821	175	21.499	218	33.890	237	247	28	2	1:23.581	27.852	177	21.631	219	34.098	239	249
7	1	1:23.393	28.016	176	21.479	219	33.898	236	248	29	2	1:23.762	28.143	177	21.667	219	33.952	237	249
8	1	1:22.686	27.629	177	21.370	220	33.687	237	247	30	2	1:23.532	28.031	178	21.572	219	33.929	238	247
9	1	1:23.536	28.040	177	21.641	219	33.855	239	248	31	2	1:23.894	28.088	177	21.608	219	34.198	238	248
10	1	1:23.261	27.903	177	21.483	218	33.875	236	249	32	2	1:23.884	28.096	176	21.705	219	34.083	238	248
11	1	1:23.147	27.778	176	21.573	218	33.796	238	247	33	2	1:23.732	28.087	176	21.620	219	34.025	238	249
12	1	1:23.227	27.790	176	21.539	219	33.898	238	247	34	2	1:23.883	28.010	178	21.745	218	34.128	238	248
13	1	1:28.489	28.049	177	22.951	166	37.489	220	248	35	2	1:23.620	27.901	177	21.724	219	33.995	239	248
14	1	1:56.423	30.548	140	32.606	134	53.269	150	205	36	2	1:23.931	28.091	177	21.730	219	34.110	238	249
15	1	2:10.247	44.516	87	34.424	150	51.307	146	129	37	2	1:23.290	27.904	177	21.584	218	33.802	237	249
16	1	1:45.409	36.966	97	30.582	137	37.861	236	136	38	2	1:23.031	27.741	177	21.426	219	33.864	237	248
17	1	1:25.572	28.916	176	22.224	216	34.432	239	246	39	2	1:23.425	27.950	176	21.575	218	33.900	237	248
18	1	1:24.329	28.329	177	21.853	217	34.147	238	249	40	2	1:23.770	27.867	177	21.704	219	34.199	238	248
19	1	1:25.295	28.921	174	22.128	218	34.246	237	248	41	2	1:24.005	27.988	178	21.947	217	34.070	237	249
20	1	1:23.490	27.929	177	21.548	219	34.013	236	248	42	2	1:24.247	27.891	179	22.268	214	34.088	237	247
21	1	1:23.219	27.916	177	21.534	219	33.769	236	247	43	2	1:23.734	27.940	177	21.749	220	34.045	237	247
22	1	1:23.040	27.696	177	21.639	219	33.705	237	246										



ADAC GT Masters



Sector List Race 1

Provisional

DMSB Reg. Nr.: R-11752/20

Saturday, August 1, 2020 13:05:00

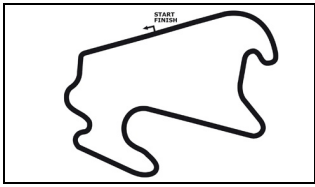
Lausitzring, Length: 3478m
Air temperature: 32.82°C
Track temperature: 29.73°C
Weather condition: Dry

Lap	Id	Time	SE1	SP1	SE2	SP2	SE3	SP3	TSP	Lap	Id	Time	SE1	SP1	SE2	SP2	SE3	SP3	TSP
71 Paul, DEU(#1) / Langeveld, NLD(#2)										theoretical besttime: 1:22.671									
1	1	1:46.285	38.370	170	23.316	213	44.599	232	188	23	2	2:22.845	1:26.853	174	21.607	217	34.385	234	
2	1	1:29.046	30.258	171	23.148	215	35.640	235	243	24	2	1:24.469	28.598	174	21.639	217	34.232	234	243
3	1	1:25.774	28.904	174	21.830	217	35.040	237	244	25	2	1:23.524	28.045	175	21.489	218	33.990	235	243
4	1	1:26.424	29.554	174	21.971	216	34.899	236	247	26	2	1:23.274	27.751	175	21.524	216	33.999	234	245
5	1	1:25.210	28.430	174	21.791	214	34.989	234	247	27	2	1:23.597	27.933	174	21.535	218	34.129	235	245
6	1	1:24.997	28.745	173	22.026	214	34.226	233	244	28	2	1:23.387	27.917	175	21.395	217	34.075	234	245
7	1	1:22.772	27.732	174	21.241	218	33.799	234	243	29	2	1:23.380	27.851	175	21.414	218	34.115	234	244
8	1	1:22.840	27.671	174	21.389	219	33.780	235	243	30	2	1:23.638	27.998	174	21.559	217	34.081	236	244
9	1	1:23.807	27.894	175	21.545	218	34.368	236	244	31	2	1:24.097	27.999	175	21.521	216	34.577	235	245
10	1	1:24.597	28.371	175	21.700	218	34.526	236	245	32	2	1:24.199	27.934	175	21.725	217	34.540	235	245
11	1	1:24.475	28.189	175	21.791	217	34.495	236	246	33	2	1:23.892	27.880	174	21.712	216	34.300	235	245
12	1	1:24.672	28.412	174	21.514	221	34.746	236	245	34	2	1:23.698	27.908	175	21.550	218	34.240	235	245
13	1	1:29.973	29.330	170	24.366	180	36.277	228	246	35	2	1:23.752	27.943	175	21.608	217	34.201	236	246
14	1	1:45.514	31.679	153	22.888	213	50.947	84	239	36	2	1:24.052	28.007	174	21.744	217	34.301	237	246
15	1	2:10.983	43.310	87	36.949	134	50.724	164	96	37	2	1:23.835	27.936	174	21.531	218	34.368	236	247
16	1	1:41.084	35.850	97	29.260	155	35.974	234	181	38	2	1:23.796	27.885	175	21.497	218	34.414	235	246
17	1	1:24.921	28.536	175	22.040	217	34.345	234	243	39	2	1:23.635	27.922	175	21.577	218	34.136	235	245
18	1	1:23.365	27.985	175	21.449	217	33.931	234	243	40	2	1:23.841	27.919	175	21.630	217	34.292	236	244
19	1	1:23.781	28.007	175	21.554	218	34.220	235	244	41	2	1:24.461	28.222	174	21.688	215	34.551	234	246
20	1	1:23.601	27.936	175	21.505	219	34.160	234	245	42	2	1:23.883	27.965	176	21.502	217	34.416	234	244
21	1	1:22.960	27.650	176	21.405	218	33.905	234	244	43	2	1:23.959	28.088	175	21.499	218	34.372	235	243
22	1	1:25.608	27.880	176	21.632	218	36.096	59	244										

Lap	Id	Time	SE1	SP1	SE2	SP2	SE3	SP3	TSP	Lap	Id	Time	SE1	SP1	SE2	SP2	SE3	SP3	TSP
72 Schöll, AUT(#1) / Pepper, ZAF(#2)										theoretical besttime: 1:23.341									
1	1	1:44.458	43.740	170	23.681	202	37.037	234	220	23	2	1:24.465	28.257	178	21.856	221	34.352	235	248
2	1	1:29.964	31.683	170	23.074	216	35.207	234	245	24	2	1:24.778	28.796	177	21.780	221	34.202	237	245
3	1	1:25.819	28.745	175	22.106	218	34.968	235	245	25	2	1:24.520	28.393	177	21.832	220	34.295	239	248
4	1	1:26.324	29.552	174	22.250	216	34.522	236	247	26	2	1:24.614	28.341	177	21.841	220	34.432	237	249
5	1	1:25.630	28.360	176	22.116	215	35.154	235	247	27	2	1:24.809	28.538	175	21.839	221	34.432	237	248
6	1	1:25.973	28.793	174	22.336	216	34.844	234	246	28	2	1:24.721	28.490	176	22.095	221	34.136	238	247
7	1	1:24.058	28.295	175	21.612	218	34.151	235	245	29	2	1:24.816	29.182	175	21.614	221	34.020	236	249
8	1	1:25.186	28.328	175	22.482	217	34.376	234	245	30	2	1:23.641	28.100	175	21.540	220	34.001	236	246
9	1	1:24.991	28.249	176	22.519	219	34.223	236	245	31	2	1:23.771	28.186	175	21.522	221	34.063	238	247
10	1	1:24.253	28.148	175	21.960	218	34.145	236	247	32	2	1:24.193	28.370	175	21.696	220	34.127	238	248
11	1	1:24.321	28.302	175	21.754	218	34.265	236	246	33	2	1:23.694	27.943	177	21.723	221	34.028	237	248
12	1	1:23.993	28.209	175	21.624	220	34.160	236	247	34	2	1:24.015	28.058	176	21.852	220	34.105	238	247
13	1	1:27.469	29.039	171	22.767	171	35.663	236	246	35	2	1:23.533	27.949	177	21.533	222	34.051	239	248
14	1	1:46.083	31.391	143	23.123	186	51.569	78	223	36	2	1:23.503	27.960	176	21.481	221	34.062	239	249
15	1	2:11.621	43.665	100	37.029	135	50.927	156	117	37	2	1:23.524	27.986	177	21.618	221	33.920	237	250
16	1	1:39.692	35.724	107	28.540	150	35.428	237	188	38	2	1:23.933	28.067	177	21.638	221	34.228	238	248
17	1	1:27.562	28.664	176	22.029	221	36.869	59	247	39	2	1:24.047	28.099	175	21.760	220	34.188	237	248
18	2	2:23.777	1:28.000	175	21.842	218	33.935	237		40	2	1:24.169	28.142	177	21.737	220	34.290	237	247
19	2	1:23.545	28.073	176	21.555	221	33.917	236	247	41	2	1:24.905	28.990	177	21.731	220	34.184	238	248
20	2	1:24.504	28.068	176	22.115	216	34.321	236	247	42	2	1:24.402	28.270	176	21.677	221	34.455	237	249
21	2	1:25.241	28.242	177	21.644	221	35.355	237	247	43	2	1:24.494	28.302	175	21.820	220	34.372	236	247
22	2	1:24.360	28.647	176	21.581	221	34.132	238	247										

Lap	Id	Time	SE1	SP1	SE2	SP2	SE3	SP3	TSP	Lap	Id	Time	SE1	SP1	SE2	SP2	SE3	SP3	TSP
77 Pommer, DEU(#1) / Schmidt, CHE(#2)										theoretical besttime: 1:22.806									
1	1	1:34.080	36.814	175	22.520	217	34.746	238	205	8	1	1:23.489	28.053	181	21.642	221	33.794	241	251
2	1	1:24.418	28.684	179	21.656	221	34.078	240	247	9	1	1:23.698	28.119	181	21.545	222	34.034	242	250
3	1	1:23.717	28.267	179	21.657	221	33.793	241	249	10	1	1:23.124	28.011	182	21.435	221	33.678	241	251
4	1	1:23.436	28.047	179	21.711	221	33.678	241	249	11	1	1:23.361	27.894	180	21.561	221	33.906	242	250
5	1	1:23.122	27.834	179	21.667	220	33.621	243	251	12	1	1:23.132	27.976	180	21.575	222	33.581	244	251
6	1	1:23.727	28.525	179	21.665	220	33.537	241	251	13									251
7	1	1:22.989	27.872	181	21.552	221	33.565	242	251										

Lap	Id	Time	SE1	SP1	SE2	SP2	SE3	SP3	TSP	Lap	Id	Time	SE1	SP1	SE2	SP2	SE3	SP3	TSP
82 Zimmermann, DEU(#1) / Schothorst, NLD(#2)										theoretical besttime: 1:23.123									
1	1	1:41.304	41.588	169	23.307	212	36.409	235	214	23	2	1:24.531	28.725	176	21.644	219	34.162	238	247
2	1	1:27.884	30.797	173	22.192	217	34.895	235	246	24	2	1:23.747	27.984	177	21.703	219	34.060	239	248
3	1	1:24.497	28.484	175	21.877	217	34.136	235	245	25	2	1:23.844	28.213	177	21.714	217	33.917	240	248
4	1	1:23.938	28.075	175	21.812	217	34.051	236	246	26	2	1:23.997	28.192	175	21.742	217	34.063	237	249
5	1	1:24.226	28.384	175	21.870	216	33.972	236	245	27	2	1:23.661	27.981	177	21.643	218	34.037	238	248



ADAC GT Masters

Sector List Race 1



Provisional

Lausitzring, Length: 3478m
Air temperature: 32.82°C
Track temperature: 29.73°C
Weather condition: Dry

DMSB Reg. Nr.: R-11752/20

Saturday, August 1, 2020 13:05:00

Lap	Id	Time	SE1	SP1	SE2	SP2	SE3	SP3	TSP	Lap	Id	Time	SE1	SP1	SE2	SP2	SE3	SP3	TSP
6	1	1:24.068	27.798	175	21.899	217	34.371	236	246	28	2	1:24.005	28.266	175	21.692	217	34.047	237	248
7	1	1:23.412	27.844	176	21.641	217	33.927	236	246	29	2	1:23.744	28.126	175	21.604	219	34.014	237	247
8	1	1:23.539	27.989	177	21.598	218	33.952	235	246	30	2	1:23.500	27.891	176	21.548	219	34.061	237	247
9	1	1:23.239	27.779	176	21.554	219	33.906	237	246	31	2	1:23.639	27.922	176	21.581	219	34.136	239	246
10	1	1:23.285	27.763	176	21.610	217	33.912	236	246	32	2	1:23.769	27.914	175	21.692	219	34.163	238	248
11	1	1:23.293	27.711	176	21.672	217	33.910	236	246	33	2	1:23.449	27.750	176	21.693	218	34.006	238	247
12	1	1:23.379	27.846	176	21.641	218	33.892	236	247	34	2	1:23.645	28.031	176	21.585	220	34.029	238	248
13	1	1:29.948	27.941	177	23.514	167	38.493	209	247	35	2	1:23.893	28.040	176	21.602	219	34.251	240	248
14	1	1:52.825	30.794	173	28.717	124	53.314	119	215	36	2	1:24.135	28.602	176	21.642	218	33.891	240	249
15	1	2:09.625	43.100	99	35.258	159	51.267	142	160	37	2	1:23.405	27.907	176	21.562	220	33.936	238	249
16	1	1:43.820	36.736	85	30.614	163	36.470	234	157	38	2	1:23.649	27.990	176	21.521	219	34.138	238	248
17	1	1:25.522	28.885	175	22.208	216	34.429	236	245	39	2	1:23.800	27.986	176	21.724	218	34.090	238	248
18	1	1:23.848	27.961	176	21.786	217	34.101	236	245	40	2	1:23.899	28.000	176	21.831	218	34.068	238	248
19	1	1:25.160	27.995	177	22.021	216	35.144	236	247	41	2	1:24.106	28.069	177	21.802	217	34.235	238	248
20	1	1:27.318	28.984	175	22.135	216	36.199	55	247	42	2	1:23.869	27.912	177	21.780	219	34.177	238	248
21	2	2:24.874	1:28.253	176	22.196	218	34.425	236		43	2	1:24.296	28.246	175	21.668	219	34.382	236	247
22	2	1:25.346	28.513	177	22.030	218	34.803	237	244										

92 Ammermüller, DEU(#1) / Engelhart, DEU(#2)

theoretical besttime: 1:22.350

1	1	1:33.091	36.419	173	22.185	214	34.487	235	193	23	2	2:22.202	1:26.609	176	21.608	218	33.985	236	
2	1	1:24.580	28.462	175	21.754	218	34.364	237	244	24	2	1:23.030	27.838	177	21.434	218	33.758	237	244
3	1	1:24.127	28.326	176	21.744	217	34.057	238	244	25	2	1:22.940	27.795	176	21.377	218	33.768	237	245
4	1	1:23.405	27.852	176	21.675	217	33.878	237	245	26	2	1:22.415	27.629	176	21.218	217	33.568	238	245
5	1	1:23.424	27.833	176	21.652	216	33.939	237	245	27	2	1:23.129	28.081	176	21.297	218	33.751	237	246
6	1	1:23.448	28.207	175	21.396	216	33.845	236	244	28	2	1:23.062	27.947	176	21.275	218	33.840	236	245
7	1	1:23.165	27.692	176	21.505	217	33.968	237	244	29	2	1:22.870	27.833	177	21.270	217	33.767	236	245
8	1	1:23.513	27.711	177	21.847	219	33.955	236	244	30	2	1:23.039	27.900	177	21.360	218	33.779	236	244
9	1	1:23.225	27.892	176	21.507	218	33.826	237	245	31	2	1:23.070	27.804	175	21.442	217	33.824	238	244
10	1	1:23.577	27.766	177	21.910	213	33.901	236	246	32	2	1:22.948	27.901	176	21.271	218	33.776	237	245
11	1	1:23.337	27.564	177	21.768	216	34.005	236	245	33	2	1:22.865	27.675	176	21.368	217	33.822	237	245
12	1	1:23.277	27.761	176	21.601	219	33.915	236	246	34	2	1:23.055	27.911	176	21.389	218	33.755	237	245
13	1	1:26.177	30.517	176	21.410	217	34.250	235	244	35	2	1:23.268	27.905	177	21.407	219	33.956	237	245
14	1	1:59.520	31.832	120	33.379	118	54.309	153	244	36	2	1:23.117	27.854	176	21.434	219	33.829	238	243
15	1	2:09.369	42.881	139	34.618	176	51.870	163	180	37	2	1:23.041	27.740	176	21.449	218	33.852	237	246
16	1	1:47.829	37.828	128	30.804	117	39.197	233	121	38	2	1:23.115	27.902	176	21.327	219	33.886	238	245
17	1	1:25.421	29.063	175	22.091	216	34.267	236	244	39	2	1:23.418	27.947	176	21.476	217	33.995	238	246
18	1	1:24.042	28.293	175	21.673	217	34.076	236	245	40	2	1:24.689	29.155	175	21.625	217	33.909	237	245
19	1	1:23.478	28.082	175	21.523	217	33.873	235	243	41	2	1:23.735	28.070	177	21.551	217	34.114	237	245
20	1	1:23.120	27.835	176	21.490	217	33.795	236	244	42	2	1:23.203	28.008	177	21.341	217	33.854	236	245
21	1	1:23.467	28.121	176	21.533	217	33.813	235	244	43	2	1:23.056	27.758	177	21.408	219	33.890	235	244
22	1	1:24.112	27.716	176	21.548	219	34.848	57	243										

99 Renauer, DEU(#1) / Müller, DEU(#2)

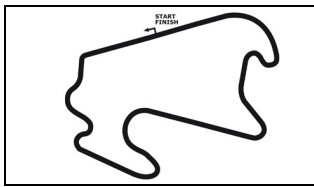
theoretical besttime: 1:23.136

1	1	1:32.639	36.124	173	22.072	217	34.443	236	203	8	1	1:23.587	27.817	176	21.875	219	33.895	237	246
2	1	1:24.740	28.522	176	21.832	219	34.386	238	245	9	1	1:23.230	27.886	177	21.495	220	33.849	238	246
3	1	1:24.114	28.366	176	21.732	219	34.016	238	247	10	1	1:23.402	27.819	176	21.659	218	33.924	238	247
4	1	1:23.372	27.921	176	21.503	219	33.948	238	247	11	1	1:23.445	27.816	177	21.663	218	33.966	237	246
5	1	1:23.378	27.881	177	21.572	218	33.925	238	247	12	1	1:23.255	27.895	176	21.507	220	33.853	237	247
6	1	1:23.222	27.792	176	21.555	218	33.875	238	247	13									246
7	1	1:23.375	27.838	176	21.613	219	33.924	237	247										

117 Ragginger, AUT(#1) / Siedler, AUT(#2)

theoretical besttime: 1:22.872

1	1	1:42.898	42.236	171	23.385	213	37.277	237	219	23	2	1:24.625	28.846	179	21.754	221	34.025	241	251
2	1	1:28.833	31.464	174	22.314	219	35.055	239	248	24	2	1:23.981	28.204	178	21.501	222	34.276	240	251
3	1	1:26.580	29.525	176	22.681	212	34.374	240	248	25	2	1:24.079	28.414	178	21.620	218	34.045	241	249
4	1	1:24.511	28.526	177	21.795	219	34.190	238	249	26	2	1:23.689	28.019	179	21.548	219	34.122	240	250
5	1	1:23.454	27.917	176	21.654	218	33.883	238	248	27	2	1:23.791	28.211	177	21.592	221	33.988	240	250
6	1	1:24.183	28.399	175	21.567	219	34.217	240	248	28	2	1:23.893	28.180	178	21.700	220	34.013	240	250
7	1	1:23.355	28.200	176	21.396	221	33.759	237	248	29	2	1:23.888	28.249	178	21.526	221	34.113	238	250
8	1	1:23.142	27.891	177	21.500	221	33.751	238	247	30	2	1:24.129	28.452	177	21.503	220	34.174	238	248
9	1	1:23.052	27.766	177	21.576	221	33.710	239	248	31	2	1:24.188	28.179	177	21.541	221	34.468	239	247
10	1	1:23.380	28.059	177	21.496	219	33.825	238	248	32	2	1:23.785	28.215	176	21.605	221	33.965	240	248
11	1	1:23.494	27.960	176	21.571	220	33.963	238	248	33	2	1:23.603	28.061	177	21.547	221	33.995	240	249



ADAC GT Masters

Sector List Race 1

Provisional



Lausitzring, Length: 3478m

Air temperature: 32.82°C

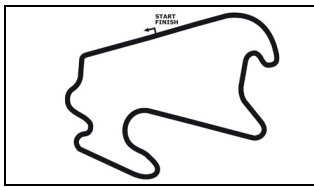
Track temperature: 29.73°C

Weather condition: Dry

DMSB Reg. Nr.: R-11752/20

Saturday, August 1, 2020 13:05:00

Lap	Id	Time	SE1	SP1	SE2	SP2	SE3	SP3	TSP	Lap	Id	Time	SE1	SP1	SE2	SP2	SE3	SP3	TSP
12	1	1:23.252	27.909	177	21.467	221	33.876	239	248	34	2	1:23.466	28.171	178	21.401	221	33.894	239	249
13	1	1:29.350	28.315	177	24.001	162	37.034	191	249	35	2	1:23.618	28.130	177	21.557	222	33.931	240	249
14	1	1:52.811	30.754	173	29.088	92	52.969	99	198	36	2	1:23.470	28.151	177	21.458	221	33.861	241	249
15	1	2:09.705	43.064	79	35.444	158	51.197	178	126	37	2	1:23.490	27.973	178	21.515	221	34.002	241	251
16	1	1:42.572	36.600	101	30.189	143	35.783	240	158	38	2	1:23.747	28.192	177	21.479	220	34.076	239	251
17	1	1:26.596	30.110	174	22.187	218	34.299	238	248	39	2	1:23.775	28.215	177	21.521	220	34.039	240	248
18	1	1:25.767	28.303	176	21.729	217	35.735	58	248	40	2	1:23.655	28.150	178	21.580	220	33.925	240	249
19	2	2:24.255	1:28.392	175	21.733	219	34.130	238		41	2	1:24.037	28.199	178	21.707	220	34.131	240	249
20	2	1:23.922	28.218	177	21.731	218	33.973	237	247	42	2	1:24.204	28.231	179	21.559	221	34.414	238	250
21	2	1:24.078	28.313	177	21.691	221	34.074	241	247	43	2	1:24.111	28.355	177	21.567	221	34.189	239	247
22	2	1:25.291	28.788	177	21.792	221	34.711	241	249										



ADAC GT Masters

Top speed list Race 1

Provisional



Lausitzring, Length: 3478m

Air temperature: 32.82°C

Track temperature: 29.73°C

Weather condition: Dry

DMSB Reg. Nr.: R-11752/20

Saturday, August 1, 2020 13:05:00

#	Name (NAT)	Team	Car name	Speed	Lap	Race time
77	Markus Pommer (DEU)	Callaway Competition (DEU)	Corvette C7 GT3-R	251.66	8	9:57.183
117	Norbert Siedler (AUT)	SpaceDriveRacingoperatedbyKÜSTeam75Bernhard(DEU)	Porsche 911 GT3 R (GEN1)	251.66	24	35:20.801
10	Nick Yelloly (GBR)	Schubert Motorsport (DEU)	BMW M6 GT3	251.66	24	35:24.557
9	Joel Eriksson (SWE)	Schubert Motorsport (DEU)	BMW M6 GT3	251.07	24	35:24.098
14	Nicolai Sylvest (DNK)	MRS GT-Racing (DEU)	BMW M6 GT3	250.48	3	3:13.186
72	Jordan Lee Pepper (ZAF)	T3-HRT-Motorsport (DEU)	Bentley Continental GT3	250.48	37	53:39.603
63	Albert Costa Balboa (ESP)	GRT GRASSER RACING TEAM (AUT)	Lamborghini Huracan GT3 EVO	249.90	18	25:45.573
19	Clemens Schmid (AUT)	GRT GRASSER RACING TEAM (AUT)	Lamborghini Huracan GT3 EVO	249.32	26	38:07.566
82	Steijn Schothorst (NLD)	GRT GRASSER RACING TEAM (AUT)	Lamborghini Huracan GT3 EVO	249.32	26	38:08.181
33	Frank Stippler (DEU)	Team ISR (CZE)	Audi R8 LMS GT3	248.75	25	36:34.369
3	Nikolaj Rogivue (CHE)	Aust Motorsport (DEU)	Audi R8 LMS GT3	248.75	32	46:47.388
29	Christopher Mies (DEU)	Montaplast by Land Motorsport (DEU)	Audi R8 LMS GT3	248.75	36	52:09.902
25	Mike Beckhusen (DEU)	BWT Mücke Motorsport (DEU)	Audi R8 LMS GT3	248.75	37	53:54.360
17	Klaus Bachler (AUT)	KÜS TEAM75 Bernhard (DEU)	Porsche 911 GT3 R	248.17	3	3:01.865
26	Stefan Mücke (DEU)	BWT Mücke Motorsport (DEU)	Audi R8 LMS GT3	248.17	26	38:10.304
32	Dries Vanthoor (BEL)	TEAM WRT (BEL)	Audi R8 LMS GT3	248.17	26	38:14.036
71	Maximilian Paul (DEU)	T3-HRT-Motorsport (DEU)	Audi R8 LMS GT3	247.60	5	6:09.255
99	Robert Renauer (DEU)	Precote Herberth Motorsport (DEU)	Porsche 911 GT3 R	247.60	6	7:09.965
31	Patric Niederhauser (CHE)	RUTRONIK-RACING (DEU)	Audi R8 LMS GT3	247.60	20	28:35.496
21	Daniel Keilwitz (DEU)	Team Zakspeed BKK Mobil Oil Racing (DEU)	Mercedes-AMG GT3 EVO	247.60	37	53:54.542
7	Alfred Renauer (DEU)	Precote Herberth Motorsport (DEU)	Porsche 911 GT3 R	247.03	25	36:38.266
47	Maximilian Götz (DEU)	MANNFILTER - Team HTP-WINWARD (DEU)	Mercedes-AMG GT3 EVO	247.03	26	37:55.399
11	Pierre Kaffer (DEU)	EFP Car Collection by TECE (DEU)	Audi R8 LMS GT3	247.03	26	38:07.206
48	Raffaele Marciello (ITA)	KNAUS - Team HTP-WINWARD (DEU)	Mercedes-AMG GT3 EVO	247.03	26	38:10.717
4	Rahel Frey (CHE)	Aust Motorsport (DEU)	Audi R8 LMS GT3	247.03	26	38:15.749
20	Dorian Bocolacci (FRA)	Team Zakspeed BKK Mobil Oil Racing (DEU)	Mercedes-AMG GT3 EVO	247.03	32	46:26.056
36	Philipp Frommenwiler (CHE)	Schütz Motorsport (DEU)	Mercedes-AMG GT3	247.03	37	53:24.230
92	Michael Ammermüller (DEU)	SSR Performance (DEU)	Porsche 911 GT3 R	246.46	10	12:43.708
18	David Jahn (DEU)	KÜS TEAM75 Bernhard (DEU)	Porsche 911 GT3 R	246.46	28	40:41.640
22	Maro Engel (DEU)	Toksport WRT (DEU)	Mercedes-AMG GT3 EVO	246.46	37	53:00.334
30	Rolf Ineichen (CHE)	TEAM WRT (BEL)	Audi R8 LMS GT3	245.90	2	1:41.687
28	Christopher Haase (DEU)	Montaplast by Land Motorsport (DEU)	Audi R8 LMS GT3	245.90	37	53:13.986
8	Dennis Marschall (DEU)	RUTRONIK-RACING (DEU)	Audi R8 LMS GT3	243.12	2	1:41.115