



POWERED BY



## KYLAMI 9 HOURS

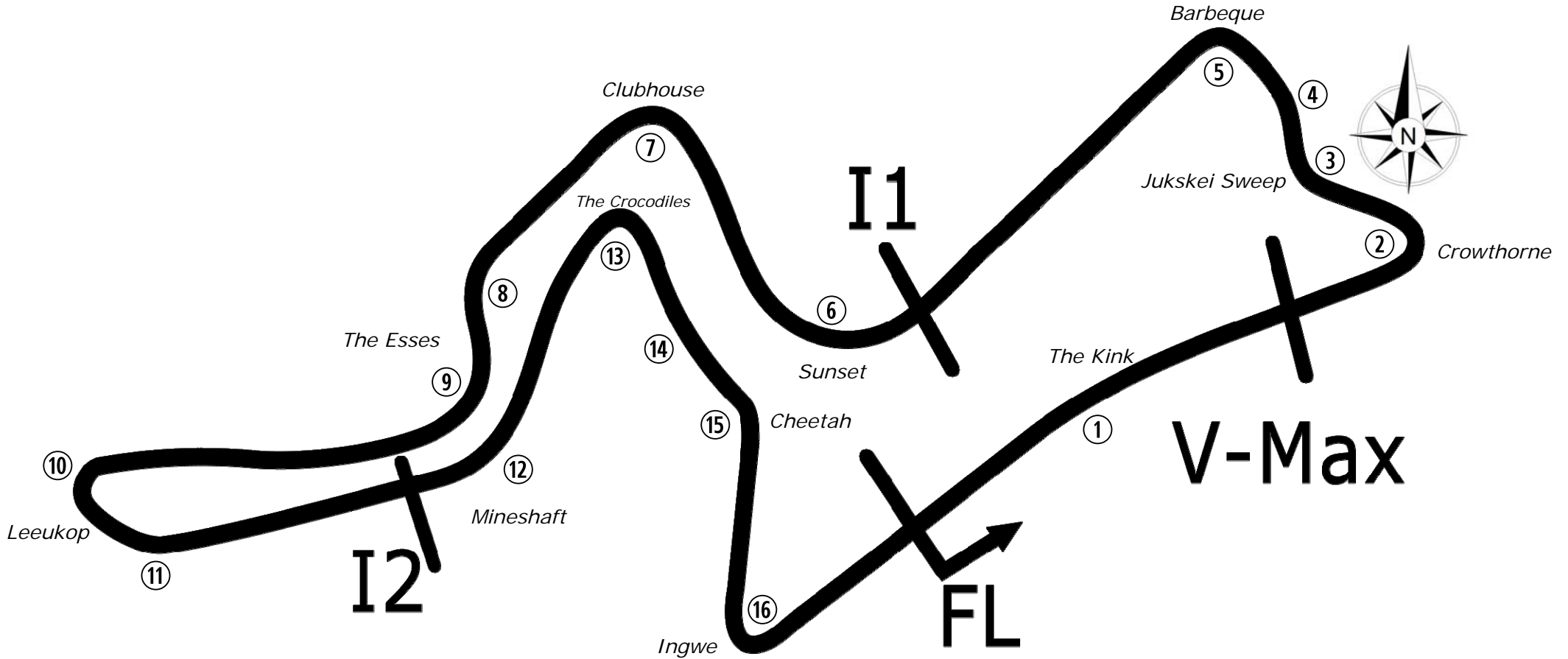
**Kyalami Grand Prix Circuit**

**21<sup>st</sup> – 23<sup>rd</sup> November 2019**



Results Provided by Timing Solutions Ltd  
[www.tsl-timing.com](http://www.tsl-timing.com)

# Kyalami Grand Prix Circuit



Length	2.810 miles	4522 m
FL		
Vmax	444m	
I1	1470m	
I2	3253m	
Pit Entry	4237m	
Pit Exit	22m after FL	
Pit Entry–Pit Exit	309m, 18.5s @60kph, 22.2s @50kph	

All results available at [www.tsl-timing.com](http://www.tsl-timing.com)

## Kyalami 9 Hours

### PAID TEST SESSION 1 - CLASSIFICATION

POS	NO	CL	PIC	TEAM / DRIVERS	CAR	TIME	ON	LAPS	GAP	DIFF	KPH
1	31	Pro	1	Frikadelli Racing Team (DEU) Mathieu JAMINET (FRA) / Dennis OLSEN (NOR) / Nick TANDY (GBR)	Porsche 911 GT3 R	1:42.386	37	48			158.99
2	44	Pro	2	Mercedes-AMG Team Strakka Racing (GBR) Gary PAFFETT (GBR) / Lewis WILLIAMSON (GBR) / Tristan VAUTIER (FRA)	Mercedes-AMG GT3	1:42.577	42	48	0.191	0.191	158.70
3	18	Pro	3	KCMG (HKG) Alexandre IMPERATORI (CHE) / Edoardo LIBERATI (ITA) / Oliver JARVIS (GBR)	Nissan GT-R NISMO GT3	1:42.593	40	50	0.207	0.016	158.67
4	35	Pro	4	KCMG (HKG) Joao Paulo de OLIVEIRA (BRA) / Katsumasa CHIYO (JPN) / Joshua BURDON (AUS)	Nissan GT-R NISMO GT3	1:42.696	28	43	0.310	0.103	158.51
5	10	Pro	5	Mercedes-AMG Team SPS Automotive Performance (DEU) Yelmer BUURMAN (NDL) / Luca STOLZ (DEU) / Maximilian GOETZ (DEU)	Mercedes-AMG GT3	1:42.891	47	47	0.505	0.195	158.21
6	76	Pro	6	R-Motorsport (CHE) Maxime MARTIN (BEL) / Enaam AHMED (GBR) / Jake DENNIS (GBR)	Aston Martin Vantage AMR GT3	1:42.974	43	51	0.588	0.083	158.09
7	999	Pro	7	Mercedes-AMG Team GruppeM Racing (HKG) Maxi BUHK (DEU) / Maro ENGEL (DEU) / Raffaele MARCIELLO (ITA)	Mercedes-AMG GT3	1:43.001	42	48	0.615	0.027	158.04
8	12	Pro	8	Dinamic Motorsport (ITA) Laurens VANTHOOR (BEL) / Earl BAMBER (NZL) / Matt CAMPBELL (AUS)	Porsche 911 GT3 R	1:43.019	43	46	0.633	0.018	158.02
9	911	Pro	9	KUS Team 75 Bernhard (DEU) Romain DUMAS (FRA) / Dirk WERNER (DEU) / Sven MUELLER (DEU)	Porsche 911 GT3 R	1:43.242	49	51	0.856	0.223	157.68
10	20	Pro	10	GPX Racing (UAE) Michael CHRISTENSEN (DNK) / Kevin ESTRE (FRA) / Richard LIETZ (AUT)	Porsche 911 GT3 R	1:43.252	26	45	0.866	0.010	157.66
11	30	Pro	11	Honda Team Motul (ITA) Marco BONANOMI (ITA) / Bertrand BAGUETTE (BEL) / Dane CAMERON (USA)	Honda NSX GT3 2019	1:43.259	47	49	0.873	0.007	157.65
12	34	Pro	12	Walkenhorst Motorsport (DEU) Christian KROGNES (NOR) / Mikkel JENSEN (DNK) / Nicky CATSBURG (NDL)	BMW M6 GT3	1:43.276	50	52	0.890	0.017	157.62
13	42	Pro	13	BMW Team Schnitzer (DEU) Martin TOMCZYK (DEU) / Sheldon VAN DER LINDE (ZAF) / Augusto FARFUS (BRA)	BMW M6 GT3	1:43.321	61	61	0.935	0.045	157.55
14	108	Pro	14	Bentley Team M-Sport (GBR) Rodrigo BAPTISTA (BRA) / Andy SOUCEK (ESP) / Steven KANE (GBR)	Bentley Continental GT3	1:43.385	29	49	0.999	0.064	157.46
15	22	Silver	1	WTM Racing powered by Rinaldi (DEU) Leonard WEISS (DEU) / Jochen KRUMBACH (DEU) / David PEREL (ZAF)	Ferrari 488 GT3	1:43.469	36	49	1.083	0.084	157.33
16	43	ProAm	1	Strakka Racing (GBR) Christina NIELSEN (DNK) / Adrian Henry D'SLIVA (MYS) / Dominik BAUMANN (AUT)	Mercedes-AMG GT3	1:43.490	9	43	1.104	0.021	157.30
17	25	Pro	15	Audi Sport Team WRT (BEL) Dries VANTHOOR (BEL) / Kelvin VAN DER LINDE (ZAF) / Frederic VERVISCH (BEL)	Audi R8 LMS GT3 2019	1:43.512	26	51	1.126	0.022	157.26
18	107	Pro	16	Bentley Team M-Sport (GBR) Jules GOUNON (FRA) / Maxime SOULET (BEL) / Jordan PEPPER (ZAF)	Bentley Continental GT3	1:43.606	36	48	1.220	0.094	157.12
19	29	Pro	17	Audi Sport Team Land (DEU) Markus WINKELHOECK (DEU) / Christopher MIES (DEU) / Christopher HAASE (DEU)	Audi R8 LMS GT3 2019	1:43.933	43	43	1.547	0.327	156.63
20	6	Silver	2	Black Falcon (DEU) Hubert HAUPT (DEU) / Patrick ASSENHEIMER (DEU) / Sergei AFANASIEV (RUS)	Mercedes-AMG GT3	1:43.955	39	50	1.569	0.022	156.59
21	188	ProAm	2	Garage 59 (GBR) Alex WEST (SWE) / Chris GOODWIN (GBR) / Côme LEDOGAR (FRA)	Aston Martin Vantage AMR GT3	1:43.960	16	51	1.574	0.005	156.59
22	62	Pro	18	R-Motorsport (CHE) Ricky COLLARD (GBR) / Hugo de SADELEER (CHE) / Marvin KIRCHHOEFER (DEU)	Aston Martin Vantage AMR GT3	1:44.616	8	26	2.230	0.656	155.60
23	9	Silver	3	Lechner Racing (AUT) Saul HACK (ZAF) / Lars KERN (DEU) / Dylan PEREIRA (LUX)	Porsche 911 GT3 R	1:44.785	36	50	2.399	0.169	155.35
24	36	Am	1	Walkenhorst Motorsport (DEU) Henry WALKENHORST (DEU) / Michael Von ROOYEN (ZAF) / Gennaro BONAFEDE	BMW M6 GT3	1:44.799	8	48	2.413	0.014	155.33
25	40	Am	2	SPS Automotive Performance (DEU) Valentin PIERBURG (DEU) / Tim Torsten MULLER (DEU) / Miguel RAMOS (PRT)	Mercedes-AMG GT3	1:45.232	13	51	2.846	0.433	154.69
26	17	Nat	1	Pablo Clark Racing (ZAF) Kishoor PITAMBER (ZAF) / Leonard Charles THOMPSON (ZAF) / Michael STEPHEN	Ferrari 458 Italia GT3	1:45.430	7	8	3.044	0.198	154.40
27	13	Nat	2	Stradale Motorsport (ZAF) Charl ARANGIES (ZAF) / Craig JARVIS (ZAF) / Dawie JOUBERT (ZAF)	Lamborghini Huracan GT3 2019	1:50.033	5	5	7.647	4.603	147.94
28	09	Am	3	Team Perfect Circle (ZAF) Franco SCRIBANTE (ZAF) / Silvio SCRIBANTE (ZAF) / Andre BEZUIDENHOUT (ZAF)	Porsche 997 GT3 R	1:50.567	7	12	8.181	0.534	147.23

Kyalami Grand Prix Circuit  
Circuit Length = 4.522 km  
Start: 10:00 Flag 11:59 End: 12:03

Weather / Track : Cloudy / Dry

These results are provisional until the conclusion of any judicial and technical matters.

Race Director :	Timekeeper :
-----------------	--------------

Results can be found at [www.tsl-timing.com](http://www.tsl-timing.com)

Printed - 12:06 Thursday, 21 November 2019

## Kyalami 9 Hours

### PAID TEST SESSION 1 - CLASSIFICATION BY CLASS

#### CLASS : ICGT - Pro

POS	NO	TEAM / DRIVERS	CAR	TIME	ON	LAPS	GAP	DIFF	KPH
1	31	Frikadelli Racing Team (DEU) Mathieu JAMINET (FRA) / Dennis OLSEN (NOR) / Nick TANDY (GBR)	Porsche 911 GT3 R	1:42.386	37	48			158.99
2	44	Mercedes-AMG Team Strakka Racing (GBR) Gary PAFFETT (GBR) / Lewis WILLIAMSON (GBR) / Tristan VAUTIER (FRA)	Mercedes-AMG GT3	1:42.577	42	48	0.191	0.191	158.70
3	18	KCMG (HKG) Alexandre IMPERATORI (CHE) / Edoardo LIBERATI (ITA) / Oliver JARVIS (GBR)	Nissan GT-R NISMO GT3	1:42.593	40	50	0.207	0.016	158.67
4	35	KCMG (HKG) Joao Paulo de OLIVEIRA (BRA) / Katsumasa CHIYO (JPN) / Joshua BURDON (AUS)	Nissan GT-R NISMO GT3	1:42.696	28	43	0.310	0.103	158.51
5	10	Mercedes-AMG Team SPS Automotive Performance (DEU) Yelmer BUURMAN (NDL) / Luca STOLZ (DEU) / Maximilian GOETZ (DEU)	Mercedes-AMG GT3	1:42.891	47	47	0.505	0.195	158.21
6	76	R-Motorsport (CHE) Maxime MARTIN (BEL) / Enaam AHMED (GBR) / Jake DENNIS (GBR)	Aston Martin Vantage AMR GT3	1:42.974	43	51	0.588	0.083	158.09
7	999	Mercedes-AMG Team GruppeM Racing (HKG) Maxi BUHK (DEU) / Maro ENGEL (DEU) / Raffaele MARCIELLO (ITA)	Mercedes-AMG GT3	1:43.001	42	48	0.615	0.027	158.04
8	12	Dinamic Motorsport (ITA) Laurens VANTHOOR (BEL) / Earl BAMBER (NZL) / Matt CAMPBELL (AUS)	Porsche 911 GT3 R	1:43.019	43	46	0.633	0.018	158.02
9	911	KUS Team 75 Bernhard (DEU) Romain DUMAS (FRA) / Dirk WERNER (DEU) / Sven MUELLER (DEU)	Porsche 911 GT3 R	1:43.242	49	51	0.856	0.223	157.68
10	20	GPX Racing (UAE) Michael CHRISTENSEN (DNK) / Kevin ESTRE (FRA) / Richard LIETZ (AUT)	Porsche 911 GT3 R	1:43.252	26	45	0.866	0.010	157.66
11	30	Honda Team Motul (ITA) Marco BONANOMI (ITA) / Bertrand BAGUETTE (BEL) / Dane CAMERON (USA)	Honda NSX GT3 2019	1:43.259	47	49	0.873	0.007	157.65
12	34	Walkenhorst Motorsport (DEU) Christian KROGNES (NOR) / Mikkel JENSEN (DNK) / Nicky CATSBURG (NDL)	BMW M6 GT3	1:43.276	50	52	0.890	0.017	157.62
13	42	BMW Team Schnitzer (DEU) Martin TOMCZYK (DEU) / Sheldon VAN DER LINDE (ZAF) / Augusto FARFUS (BRA)	BMW M6 GT3	1:43.321	61	61	0.935	0.045	157.55
14	108	Bentley Team M-Sport (GBR) Rodrigo BAPTISTA (BRA) / Andy SOUCEK (ESP) / Steven KANE (GBR)	Bentley Continental GT3	1:43.385	29	49	0.999	0.064	157.46
15	25	Audi Sport Team WRT (BEL) Dries VANTHOOR (BEL) / Kelvin VAN DER LINDE (ZAF) / Frederic VERVISCH (BEL)	Audi R8 LMS GT3 2019	1:43.512	26	51	1.126	0.127	157.26
16	107	Bentley Team M-Sport (GBR) Jules GOUNON (FRA) / Maxime SOULET (BEL) / Jordan PEPPER (ZAF)	Bentley Continental GT3	1:43.606	36	48	1.220	0.094	157.12
17	29	Audi Sport Team Land (DEU) Markus WINKELHOCK (DEU) / Christopher MIES (DEU) / Christopher HAASE (DEU)	Audi R8 LMS GT3 2019	1:43.933	43	43	1.547	0.327	156.63
18	62	R-Motorsport (CHE) Ricky COLLARD (GBR) / Hugo de SADELEER (CHE) / Marvin KIRCHHOEFER (DEU)	Aston Martin Vantage AMR GT3	1:44.616	8	26	2.230	0.683	155.60

#### CLASS : ICGT - ProAm

POS	NO	TEAM / DRIVERS	CAR	TIME	ON	LAPS	GAP	DIFF	KPH
1	43	Strakka Racing (GBR) Christina NIELSEN (DNK) / Adrian Henry D'SLIVA (MYS) / Dominik BAUMANN (AUT)	Mercedes-AMG GT3	1:43.490	9	43			157.30
2	188	Garage 59 (GBR) Alex WEST (SWE) / Chris GOODWIN (GBR) / Come LEDOGAR (FRA)	Aston Martin Vantage AMR GT3	1:43.960	16	51	0.470	0.470	156.59

#### CLASS : ICGT - Silver

POS	NO	TEAM / DRIVERS	CAR	TIME	ON	LAPS	GAP	DIFF	KPH
1	22	WTM Racing powered by Rinaldi (DEU) Leonard WEISS (DEU) / Jochen KRUMBACH (DEU) / David PEREL (ZAF)	Ferrari 488 GT3	1:43.469	36	49			157.33
2	6	Black Falcon (DEU) Hubert HAUPT (DEU) / Patrick ASSENHEIMER (DEU) / Sergei AFANASIEV (RUS)	Mercedes-AMG GT3	1:43.955	39	50	0.486	0.486	156.59
3	9	Lechner Racing (AUT) Saul HACK (ZAF) / Lars KERN (DEU) / Dylan PEREIRA (LUX)	Porsche 911 GT3 R	1:44.785	36	50	1.316	0.830	155.35

Weather / Track : Cloudy / Dry

These results are provisional until the conclusion of any judicial and technical matters.

Kyalami Grand Prix Circuit

Circuit Length = 4.522 km

Start: 10:00 Flag 11:59 End: 12:03

Race Director :

Timekeeper :

## Kyalami 9 Hours

### PAID TEST SESSION 1 - CLASSIFICATION BY CLASS

#### CLASS : ICGT - Am

POS	NO	TEAM / DRIVERS	CAR	TIME	ON	LAPS	GAP	DIFF	KPH
1	36	Walkenhorst Motorsport (DEU) Henry WALKENHORST (DEU) / Michael Von ROOYEN (ZAF) / Gennaro BONAFEDE (ZAF)	BMW M6 GT3	1:44.799	8	48			155.33
2	40	SPS Automotive Performance (DEU) Valentin PIERBURG (DEU) / Tim Torsten MÜLLER (DEU) / Miguel RAMOS (PRT)	Mercedes-AMG GT3	1:45.232	13	51	0.433	0.433	154.69
3	09	Team Perfect Circle (ZAF) Franco SCRIBANTE (ZAF) / Silvio SCRIBANTE (ZAF) / André BEZUIDENHOUT (ZAF)	Porsche 997 GT3 R	1:50.567	7	12	5.768	5.335	147.23

#### CLASS : ICGT - Nat

POS	NO	TEAM / DRIVERS	CAR	TIME	ON	LAPS	GAP	DIFF	KPH
1	17	Pablo Clark Racing (ZAF) Kishoor PITAMBER (ZAF) / Leonard Charles THOMPSON (ZAF) / Michael STEPHEN (ZAF)	Ferrari 458 Italia GT3	1:45.430	7	8			154.40
2	13	Stradale Motorsport (ZAF) Chari ARANGIES (ZAF) / Craig JARVIS (ZAF) / Dawie JOUBERT (ZAF)	Lamborghini Huracan GT3 2019	1:50.033	5	5	4.603	4.603	147.94

Weather / Track : Cloudy / Dry

These results are provisional until the conclusion of any judicial and technical matters.

Kyalami Grand Prix Circuit

Circuit Length = 4.522 km

Start: 10:00 Flag 11:59 End: 12:03

Race Director :	Timekeeper :
-----------------	--------------

# Kyalami 9 Hours

## PAID TEST SESSION 1 - BEST SECTORS

SECTOR 1			SECTOR 2			SECTOR 3			IDEAL / BEST COMPARISON						
POS	NO	NAME	TIME	NO	NAME	TIME	NO	NAME	TIME	POS	NO	NAME	IDEAL	BEST	DIFF
													<b>PERFECT LAP</b>	<b>1:42.244</b>	
1	30	Honda Team Motul	32.272	31	Frikadelli Racing Te	40.624	31	Frikadelli Racing Te	29.348	1	31	Frikadelli Racing Tear	1:42.287	1:42.386	0.099
2	18	KCMG	32.282	44	Mercedes-AMG Tea	40.652	44	Mercedes-AMG Tea	29.408	2	18	KCMG	1:42.421	1:42.593	0.172
3	31	Frikadelli Racing Te	32.315	18	KCMG	40.692	911	KUS Team 75 Bernl	29.420	3	44	Mercedes-AMG Team	1:42.577	1:42.577	0.000
4	35	KCMG	32.317	76	R-Motorsport	40.772	18	KCMG	29.447	4	35	KCMG	1:42.660	1:42.696	0.036
5	76	R-Motorsport	32.368	12	Dinamic Motorsport	40.831	35	KCMG	29.496	5	999	Mercedes-AMG Team	1:42.777	1:43.001	0.224
6	999	Mercedes-AMG Tea	32.398	35	KCMG	40.847	999	Mercedes-AMG Tea	29.509	6	10	Mercedes-AMG Team	1:42.891	1:42.891	0.000
7	108	Bentley Team M-Sp	32.415	999	Mercedes-AMG Tea	40.870	10	Mercedes-AMG Tea	29.517	7	76	R-Motorsport	1:42.895	1:42.974	0.079
8	34	Walkenhorst Motors	32.418	10	Mercedes-AMG Tea	40.879	25	Audi Sport Team WI	29.524	8	12	Dinamic Motorsport	1:42.996	1:43.019	0.023
9	42	BMW Team Schnitz	32.475	20	GPX Racing	40.953	107	Bentley Team M-Sp	29.535	9	20	GPX Racing	1:43.054	1:43.252	0.198
10	12	Dinamic Motorsport	32.493	42	BMW Team Schnitz	41.021	20	GPX Racing	29.536	10	911	KUS Team 75 Bernha	1:43.058	1:43.242	0.184
11	10	Mercedes-AMG Tea	32.495	911	KUS Team 75 Bernl	41.053	34	Walkenhorst Motors	29.575	11	34	Walkenhorst Motorspc	1:43.120	1:43.276	0.156
12	44	Mercedes-AMG Tea	32.517	25	Audi Sport Team WI	41.080	108	Bentley Team M-Sp	29.595	12	42	BMW Team Schnitzer	1:43.149	1:43.321	0.172
13	20	GPX Racing	32.565	43	Strakka Racing	41.094	30	Honda Team Motul	29.630	13	30	Honda Team Motul	1:43.228	1:43.259	0.031
14	22	WTM Racing power	32.572	22	WTM Racing power	41.117	42	BMW Team Schnitz	29.653	14	25	Audi Sport Team WRI	1:43.275	1:43.512	0.237
15	107	Bentley Team M-Sp	32.573	34	Walkenhorst Motors	41.127	12	Dinamic Motorsport	29.672	15	108	Bentley Team M-Spor	1:43.283	1:43.385	0.102
16	911	KUS Team 75 Bernl	32.585	188	Garage 59	41.220	29	Audi Sport Team La	29.699	16	107	Bentley Team M-Spor	1:43.354	1:43.606	0.252
17	6	Black Falcon	32.603	107	Bentley Team M-Sp	41.246	43	Strakka Racing	29.708	17	22	WTM Racing powered	1:43.466	1:43.469	0.003
18	25	Audi Sport Team WI	32.671	108	Bentley Team M-Sp	41.273	6	Black Falcon	29.739	18	43	Strakka Racing	1:43.490	1:43.490	0.000
19	43	Strakka Racing	32.688	29	Audi Sport Team La	41.279	76	R-Motorsport	29.755	19	6	Black Falcon	1:43.749	1:43.955	0.206
20	188	Garage 59	32.708	30	Honda Team Motul	41.326	22	WTM Racing power	29.777	20	29	Audi Sport Team Lanc	1:43.796	1:43.933	0.137
21	36	Walkenhorst Motors	32.766	6	Black Falcon	41.407	188	Garage 59	29.975	21	188	Garage 59	1:43.903	1:43.960	0.057
22	29	Audi Sport Team La	32.818	62	R-Motorsport	41.437	36	Walkenhorst Motors	30.065	22	36	Walkenhorst Motorspc	1:44.351	1:44.799	0.448
23	62	R-Motorsport	32.931	36	Walkenhorst Motors	41.520	40	SPS Automotive Per	30.152	23	62	R-Motorsport	1:44.532	1:44.616	0.084
24	17	Pablo Clark Racing	33.016	40	SPS Automotive Per	41.874	62	R-Motorsport	30.164	24	40	SPS Automotive Perc	1:45.052	1:45.232	0.180
25	40	SPS Automotive Per	33.026	17	Pablo Clark Racing	41.960	17	Pablo Clark Racing	30.357	25	17	Pablo Clark Racing	1:45.333	1:45.430	0.097
26	13	Stradale Motorsport	34.085	13	Stradale Motorsport	42.630	13	Stradale Motorsport	31.768	26	13	Stradale Motorsport	1:48.483	1:50.033	1.550
27	09	Team Perfect Circle	34.122	09	Team Perfect Circle	43.900	09	Team Perfect Circle	31.842	27	09	Team Perfect Circle	1:49.864	1:50.567	0.703
28										28	9	Lechner Racing		1:44.785	

Weather / Track : Cloudy / Dry

Kyalami Grand Prix Circuit

Circuit Length = 4.522 km

Start: 10:00 Flag 11:59 End: 12:03

Results can be found at [www.tsl-timing.com](http://www.tsl-timing.com)

Printed - 12:10 Thursday, 21 November 2019

# Kyalami 9 Hours

## PAID TEST SESSION 1 - BEST SPEEDS

POS	NO	NAME	VMAX	KPH
1	18	KCMG		238.9
2	108	Bentley Team M-Sport		238.9
3	34	Walkenhorst Motorsport		238.4
4	30	Honda Team Motul		237.8
5	42	BMW Team Schnitzer		237.8
6	107	Bentley Team M-Sport		237.8
7	36	Walkenhorst Motorsport		237.8
8	35	KCMG		237.3
9	188	Garage 59		237.3
10	76	R-Motorsport		236.8
11	17	Pablo Clark Racing		236.3
12	62	R-Motorsport		235.8
13	999	Mercedes-AMG Team GruppeM Racing		235.2
14	12	Dinamic Motorsport		235.2
15	911	KUS Team 75 Bernhard		235.2
16	6	Black Falcon		235.2
17	10	Mercedes-AMG Team SPS Automotive Performance		234.7
18	20	GPX Racing		234.7
19	43	Strakka Racing		234.7
20	40	SPS Automotive Performance		234.7
21	31	Frikadelli Racing Team		234.2
22	09	Team Perfect Circle		234.2
23	44	Mercedes-AMG Team Strakka Racing		233.2
24	22	WTM Racing powered by Rinaldi		233.2
25	25	Audi Sport Team WRT		232.7
26	29	Audi Sport Team Land		232.7
27	13	Stradale Motorsport		232.7
28				

Weather / Track : Cloudy / Dry

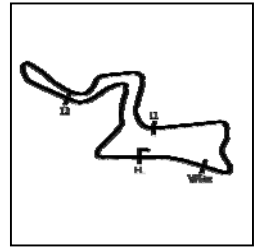
Results can be found at [www.tsl-timing.com](http://www.tsl-timing.com)

Kyalami Grand Prix Circuit  
Circuit Length = 4.522 km  
Start: 10:00 Flag 11:59 End: 12:03

Printed - 12:11 Thursday, 21 November 2019

# Kyalami 9 Hours

## PAID TEST SESSION 1 - SECTOR ANALYSIS



SECTOR 1 = FL to I1, SECTOR 2 = I1 to I2 SECTOR 3 = I2 to I3, SECTOR 4 = I3 to FL, DIFF = Difference To Personal Best Lap, P = Crossed Finish Line in Pit Lane, D = Time Disallowed

P1 31 Pro Frikadelli Racing Team		Porsche 911 GT3 R							
IDEAL LAP TIME : 1:42.287		BEST LAP TIME : 1:42.386		DIFFERENCE : 0.099					
D1: Mathieu JAMINET		D2: Dennis OLSEN		D3: Nick TANDY					
LAP	SECTOR 1	SECTOR 2	SECTOR 3	SPEED TRAP	LAP TIME	KPH	DIFF	TIME OF DAY	
1 - D1			IN PIT					10:01:00.317	
2 - D2	OUTLAP	46.886	IN PIT	182.7	5:21.651	50.61	3:39.265	10:06:21.968	
3 - D2	OUTLAP	44.410	31.134	171.9	1:56.973	139.17	14.587	10:08:18.941	
4 - D2	33.359	42.003	29.946	172.2	231.2	145.308	2.922	10:10:04.249	
5 - D2	33.113	41.343	30.279	172.5	232.2	144.735	2.349	10:11:48.984	
6 - D2	33.076	41.839	30.275	173.0	232.7	145.190	2.804	10:13:34.174	
7 - D2	32.856	41.254	29.728	173.0	233.2	143.838	1.452	10:15:18.012	
8 - D2	32.929	41.242	29.659	172.8	233.7	143.830	1.444	10:17:01.842	
9 - D2	33.100	41.640	29.913	172.8	233.2	144.653	2.267	10:18:46.495	
10 - D2	32.845	41.262	29.835	172.5	232.2	143.942	1.556	10:20:30.437	
11 - D2	33.445	41.391	29.745	173.3	232.7	144.581	2.195	10:22:15.018	
12 - D2	32.899	41.219	29.635	173.0	233.7	143.753	1.367	10:23:58.771	
13 - D2	32.906	41.702	IN PIT	233.2	8:48.656	30.79	7:06.270	10:32:47.427	
14 - D1	OUTLAP	44.042	32.008	171.9	203.0	1:57.062	139.06	10:34:44.489	
15 - D1	34.550	41.928	30.398	172.5	231.7	1:46.876	152.31	10:36:31.365	
16 - D1	33.083	41.565	30.508	172.8	231.7	1:45.156	154.80	10:38:16.521	
17 - D1	32.868	41.281	29.856	173.0	232.2	1:44.005	156.52	10:40:00.526	
18 - D1	32.725	41.232	29.870	171.9	232.7	1:43.827	156.79	10:41:44.353	
19 - D1	32.679	41.162	29.635	172.8	231.7	1:43.476	157.32	10:43:27.829	
20 - D1	32.698	41.089	29.662	172.8	232.2	1:43.449	157.36	10:45:11.278	
21 - D1	32.818	40.939	29.580	173.0	232.7	1:43.337	(3) 157.53	10:46:54.615	
22 - D1	32.718	41.013	30.064	171.9	233.2	1:43.795	156.83	10:48:38.410	
23 - D1	34.237	42.004	IN PIT	<b>234.2</b>	6:54.252	P 39.29	5:11.866	10:55:32.662	
24 - D3	OUTLAP	44.630	30.229	173.0	162.4	1:56.848	139.31	10:57:29.510	
25 - D3	33.054	41.691	30.082	173.0	232.2	1:44.827	155.29	10:59:14.337	
26 - D3	33.263	41.758	29.833	173.3	232.2	1:44.854	155.25	11:00:59.191	
27 - D3	32.938	41.394	29.724	173.9	231.7	1:44.056	156.44	11:02:43.247	
28 - D3	33.423	41.808	29.872	173.0	232.2	1:45.103	154.88	11:04:28.350	
29 - D3	32.564	41.075	29.717	174.4	232.7	1:43.356	157.50	11:06:11.706	
30 - D3	32.581	41.424	IN PIT	233.2	7:23.558	P 36.70	5:41.172	11:13:35.264	
31 - D3	OUTLAP	41.408	30.805	174.4	205.3	1:50.529	147.28	11:15:25.793	
32 - D3	32.627	41.173	31.621	<b>174.7</b>	233.2	1:45.421	154.42	11:17:11.214	
33 - D3	32.625	41.092	29.643	173.0	232.7	1:43.360	157.50	11:18:54.574	
34 - D3	32.746	41.245	IN PIT	232.7	5:31.670	P 49.08	3:49.284	11:24:26.244	
35 - D3	OUTLAP	43.056	30.209	172.8	204.5	1:53.406	143.54	11:26:19.650	
36 - D3	32.619	40.831	<b>29.348</b>	174.4	230.7	1:42.798	(2) 158.36	11:28:02.448	
<b>37 - D3</b>	<b>32.340</b>	<b>40.624</b>	29.422	174.1	232.7	<b>1:42.386</b>	(1) <b>158.99</b>	<b>11:29:44.834</b>	
38 - D3	<b>32.315</b>	40.694	IN PIT	233.7	5:47.034	P 46.90	4:04.648	11:35:31.868	
39 - D2	OUTLAP	42.227	29.953	171.9	204.5	1:51.066	146.57	11:37:22.934	
40 - D2	32.810	41.515	29.847	172.5	231.2	1:44.172	156.27	11:39:07.106	
41 - D2	1:06.774	1:19.409	IN PIT	80.0	10:02.522	P 27.01	8:20.136	11:49:09.628	
42 - D2	OUTLAP	41.793	30.126	171.4	203.3	1:50.607	147.18	11:51:00.235	
43 - D2	32.768	41.996	29.861	171.7	230.2	1:44.625	155.59	11:52:44.860	
44 - D2	32.646	41.143	29.590	172.2	231.7	1:43.379	157.47	11:54:28.239	
45 - D2	32.606	41.235	29.594	171.9	231.7	1:43.435	157.38	11:56:11.674	
46 - D2	32.799	41.504	29.670	172.2	230.7	1:43.973	156.57	11:57:55.647	
47 - D2	32.685	41.095	29.569	171.7	230.7	1:43.349	157.51	11:59:38.996	
48 - D2	32.721	41.087	29.892	171.9	230.2	1:43.700	156.98	12:01:22.696	

Weather / Track : Cloudy / Dry

Kyalami Grand Prix Circuit

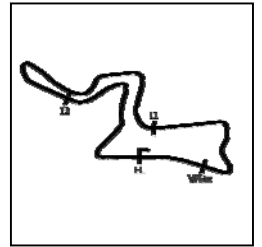
Circuit Length = 4.522 km

Start: 10:00 Flag 11:59 End: 12:03



# Kyalami 9 Hours

## PAID TEST SESSION 1 - SECTOR ANALYSIS



SECTOR 1 = FL to I1, SECTOR 2 = I1 to I2 SECTOR 3 = I2 to I3, SECTOR 4 = I3 to FL, DIFF = Difference To Personal Best Lap, P = Crossed Finish Line in Pit Lane, D = Time Disallowed

P2 44 Pro		Mercedes-AMG Team Strakka Racing			Mercedes-AMG GT3				
IDEAL LAP TIME : 1:42.577		BEST LAP TIME : 1:42.577			DIFFERENCE : 0.000				
D1: Gary PAFFETT		D2: Lewis WILLIAMSON		D3: Tristan VAUTIER					
LAP	SECTOR 1	SECTOR 2	SECTOR 3	SPEED TRAP	LAP TIME	KPH	DIFF	TIME OF DAY	
1 - D1	OUTLAP		IN PIT					10:01:18.310	
2 - D1	OUTLAP	47.941	33.310	171.9	2:07.637	127.54	25.060	10:03:25.947	
3 - D1	33.903	42.657	30.344	172.8	1:46.904	152.27	4.327	10:05:12.851	
4 - D1	33.401	41.729	29.932	173.3	1:45.062	154.94	2.485	10:06:57.913	
5 - D1	33.142	40.994	30.230	173.0	1:44.366	155.98	1.789	10:08:42.279	
6 - D1	32.968	40.859	29.759	174.1	1:43.586	157.15	1.009	10:10:25.865	
7 - D1	32.881	46.161	31.195	174.4	1:50.237	147.67	7.660	10:12:16.102	
8 - D1	32.559	40.977	29.887	<b>174.7</b>	1:43.423	<b>(3)</b> 157.40	0.846	10:13:59.525	
9 - D1	33.031	41.764	IN PIT	232.7	11:35.256	<b>P</b> 23.41	9:52.679	10:25:34.781	
10 - D1	OUTLAP	41.899	33.016	172.5	1:54.510	142.16	11.933	10:27:29.291	
11 - D1	33.012	41.184	29.868	172.8	1:44.064	156.43	1.487	10:29:13.355	
12 - D1	32.734	41.126	29.850	172.8	1:43.710	156.96	1.133	10:30:57.065	
13 - D1	32.896	41.107	30.156	173.6	1:44.159	156.29	1.582	10:32:41.224	
14 - D1	32.904	41.690	30.192	173.0	1:44.786	155.35	2.209	10:34:26.010	
15 - D1	32.960	41.664	IN PIT	231.7	6:41.618	<b>P</b> 40.53	4:59.041	10:41:07.628	
16 - D3	OUTLAP	44.188	31.878	172.2	1:59.766	135.92	17.189	10:43:07.394	
17 - D3	33.792	45.130	32.576	173.0	1:51.498	146.00	8.921	10:44:58.892	
18 - D3	33.310	43.054	31.232	171.7	1:47.596	151.29	5.019	10:46:46.488	
19 - D3	33.077	42.023	30.253	172.5	1:45.353	154.52	2.776	10:48:31.841	
20 - D3	32.950	41.917	29.928	172.8	1:44.795	155.34	2.218	10:50:16.636	
21 - D3	32.803	41.781	31.034	173.6	1:45.618	154.13	3.041	10:52:02.254	
22 - D3	33.365	43.397	IN PIT	<b>233.2</b>	3:02.767	<b>P</b> 89.07	1:20.190	10:55:05.021	
23 - D3	OUTLAP	42.375	30.429	171.9	1:50.822	146.89	8.245	10:56:55.843	
24 - D3	32.884	41.605	29.903	173.0	1:44.392	155.94	1.815	10:58:40.235	
25 - D3	32.644	41.410	29.701	173.3	1:43.755	156.90	1.178	11:00:23.990	
26 - D3	32.669	41.181	30.239	173.0	1:44.089	156.39	1.512	11:02:08.079	
27 - D3	32.770	41.317	29.810	<b>174.7</b>	1:43.897	156.68	1.320	11:03:51.976	
28 - D3	33.657	42.899	IN PIT	<b>233.2</b>	3:18.193	<b>P</b> 82.13	1:35.616	11:07:10.169	
29 - D2	OUTLAP	43.496	30.256	172.8	1:52.741	144.39	10.164	11:09:02.910	
30 - D2	32.950	41.838	30.023	172.8	1:44.811	155.31	2.234	11:10:47.721	
31 - D2	32.899	41.817	29.951	172.5	1:44.667	155.53	2.090	11:12:32.388	
32 - D2	32.764	41.311	29.864	173.3	1:43.939	156.62	1.362	11:14:16.327	
33 - D2	32.674	41.482	29.760	173.0	1:43.916	156.65	1.339	11:16:00.243	
34 - D2	32.736	41.295	29.758	172.8	1:43.789	156.84	1.212	11:17:44.032	
35 - D2	32.623	41.176	29.659	173.6	1:43.458	157.35	0.881	11:19:27.490	
36 - D2	32.645	41.275	29.639	173.3	1:43.559	157.19	0.982	11:21:11.049	
37 - D2	33.851	49.481	30.859	173.6	1:54.191	142.56	11.614	11:23:05.240	
38 - D2	32.610	41.424	29.782	173.0	1:43.816	156.80	1.239	11:24:49.056	
39 - D2	32.603	41.200	29.807	173.0	1:43.610	157.11	1.033	11:26:32.666	
40 - D2	32.873	42.804	IN PIT	231.7	5:28.718	<b>P</b> 49.52	3:46.141	11:32:01.384	
41 - D2	OUTLAP	43.197	37.039	173.0	1:51.884	133.56	19.307	11:34:03.268	
42 - D2	<b>32.517</b>	<b>40.652</b>	<b>29.408</b>	173.9	1:42.577	<b>(1)</b> 158.70		<b>11:35:45.845</b>	
43 - D2	32.521	40.841	29.548	173.3	1:42.910	<b>(2)</b> 158.18	0.333	11:37:28.755	
44 - D2	32.615	43.250	31.219	174.1	1:47.084	152.02	4.507	11:39:15.839	
45 - D2	32.723	43.253	IN PIT	231.2	9:58.257	<b>P</b> 27.21	8:15.680	11:49:14.096	
46 - D2	OUTLAP	43.701	IN PIT	191.1	3:08.690	<b>P</b> 86.27	1:26.113	11:52:22.786	
47 - D1	OUTLAP	41.702	IN PIT	202.6	3:00.795	<b>P</b> 90.04	1:18.218	11:55:23.581	
48 - D3	OUTLAP	42.242	IN PIT	203.3	3:01.879	<b>P</b> 89.50	1:19.302	11:58:25.460	

Weather / Track : Cloudy / Dry

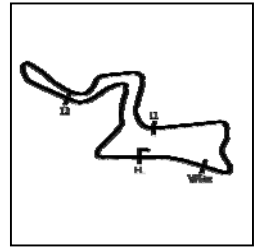
Kyalami Grand Prix Circuit

Circuit Length = 4.522 km

Start: 10:00 Flag 11:59 End: 12:03

# Kyalami 9 Hours

## PAID TEST SESSION 1 - SECTOR ANALYSIS



SECTOR 1 = FL to I1, SECTOR 2 = I1 to I2 SECTOR 3 = I2 to I3, SECTOR 4 = I3 to FL, DIFF = Difference To Personal Best Lap, P = Crossed Finish Line in Pit Lane, D = Time Disallowed

P3 18 Pro KCMG		Nissan GT-R NISMO GT3						
IDEAL LAP TIME : 1:42.421		BEST LAP TIME : 1:42.593		DIFFERENCE : 0.172				
D1: Alexandre IMPERATORI		D2: Edoardo LIBERATI		D3: Oliver JARVIS				
LAP	SECTOR 1	SECTOR 2	SECTOR 3	SPEED TRAP	LAP TIME	KPH	DIFF	TIME OF DAY
1 - D1			IN PIT					10:00:37.085
2 - D1	OUTLAP	51.829	35.356	173.6	2:17.960	117.99	35.367	10:02:55.045
3 - D1	36.279	46.350	31.794	174.7	1:54.423	142.27	11.830	10:04:49.468
4 - D1	33.851	44.488	31.021	177.0	1:49.360	148.85	6.767	10:06:38.828
5 - D1	33.389	42.550	30.299	<b>177.6</b>	1:46.238	153.23	3.645	10:08:25.066
6 - D1	32.805	44.492	IN PIT	237.3	10:15.153	<b>P</b> 26.46	8:32.560	10:18:40.219
7 - D1	OUTLAP	45.385	32.013	156.9	2:00.483	135.11	17.890	10:20:40.702
8 - D1	36.078	43.489	31.335	176.7	1:50.902	146.78	8.309	10:22:31.604
9 - D1	33.620	42.230	31.160	177.0	1:47.010	152.12	4.417	10:24:18.614
10 - D1	32.654	41.822	30.245	175.3	1:44.721	155.45	2.128	10:26:03.335
11 - D1	32.582	41.246	30.047	176.1	1:43.875	156.71	1.282	10:27:47.210
12 - D1	32.712	41.531	29.971	175.3	1:44.214	156.20	1.621	10:29:31.424
13 - D1	32.934	41.922	29.693	175.6	1:44.549	155.70	1.956	10:31:15.973
14 - D1	32.591	41.178	29.611	175.8	1:43.380	<b>(3)</b> 157.46	0.787	10:32:59.353
15 - D1	32.728	44.749	33.215	176.1	1:50.692	147.06	8.099	10:34:50.045
16 - D1	32.578	41.552	IN PIT	236.8	4:34.986	<b>P</b> 59.20	2:52.393	10:39:25.031
17 - D1	OUTLAP	44.314	31.238	175.6	1:58.393	137.50	15.800	10:41:23.424
18 - D1	33.636	42.535	30.296	176.4	1:46.467	152.90	3.874	10:43:09.891
19 - D1	32.994	42.039	30.259	175.6	1:45.292	154.61	2.699	10:44:55.183
20 - D1	33.163	42.435	30.116	174.7	1:45.714	153.99	3.121	10:46:40.897
21 - D1	32.746	41.905	30.042	175.3	1:44.693	155.49	2.100	10:48:25.590
22 - D1	32.811	41.634	30.077	175.8	1:44.522	155.74	1.929	10:50:10.112
23 - D1	34.021	44.501	30.766	175.8	<b>238.9</b>	1:49.288	6.695	10:51:59.400
24 - D1	32.785	41.552	29.978	175.6	1:44.315	156.05	1.722	10:53:43.715
25 - D1	32.630	41.314	29.891	175.3	1:43.835	156.77	1.242	10:55:27.550
26 - D1	33.888	42.260	IN PIT	236.3	3:39.606	<b>P</b> 74.12	1:57.013	10:59:07.156
27 - D2	OUTLAP	46.090	31.406	175.0	2:01.668	133.80	19.075	11:01:08.824
28 - D2	33.600	42.842	30.612	177.0	1:47.054	152.06	4.461	11:02:55.878
29 - D2	32.918	42.712	30.406	176.4	1:46.036	153.52	3.443	11:04:41.914
30 - D2	33.019	41.998	30.242	176.7	1:45.259	154.65	2.666	11:06:27.173
31 - D2	33.229	41.852	30.189	177.3	1:45.270	154.64	2.677	11:08:12.443
32 - D2	32.814	41.919	29.897	176.7	1:44.630	155.58	2.037	11:09:57.073
33 - D2	32.665	41.662	29.732	175.8	1:44.059	156.44	1.466	11:11:41.132
34 - D2	32.603	41.553	29.818	176.1	1:43.974	156.56	1.381	11:13:25.106
35 - D2	32.624	43.987	33.547	177.3	1:50.158	147.78	7.565	11:15:15.264
36 - D2	32.697	41.391	IN PIT	237.3	8:59.535	<b>P</b> 30.17	7:16.942	11:24:14.799
37 - D2	OUTLAP	51.724	32.692	167.4	2:14.808	120.75	32.215	11:26:29.607
38 - D2	42.320	42.841	32.368	177.0	1:57.529	138.51	14.936	11:28:27.136
39 - D2	32.554	40.792	<b>29.447</b>	177.0	1:42.793	<b>(2)</b> 158.36	0.200	11:30:09.929
<b>40 - D2</b>	<b>32.282</b>	<b>40.692</b>	29.619	175.8	1:42.593	<b>(1)</b> 158.67		<b>11:31:52.522</b>
41 - D2	32.985	41.515	IN PIT	236.8	3:46.187	<b>P</b> 71.97	2:03.594	11:35:38.709
42 - D1	OUTLAP	46.358	33.358	176.1	2:02.073	133.35	19.480	11:37:40.782
43 - D1	32.602	41.572	30.430	176.7	1:44.604	155.62	2.011	11:39:25.386
44 - D1	32.624	41.397	IN PIT	237.8	8:39.261	<b>P</b> 31.35	6:56.668	11:48:04.647
45 - D3	OUTLAP	45.301	31.422	175.6	2:00.748	134.81	18.155	11:50:05.395
46 - D3	32.627	42.663	31.771	176.1	1:47.061	152.05	4.468	11:51:52.456
47 - D3	32.622	41.293	29.840	175.8	1:43.755	156.90	1.162	11:53:36.211
48 - D3	32.541	41.504	29.964	174.4	1:44.009	156.51	1.416	11:55:20.220
49 - D3	33.110	43.832	29.946	175.8	1:46.888	152.30	4.295	11:57:07.108
50 - D3	32.587	41.471	29.687	174.1	1:43.745	156.91	1.152	11:58:50.853

Weather / Track : Cloudy / Dry

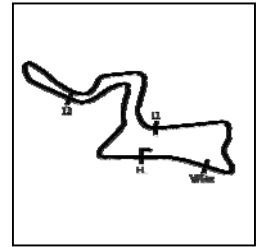
Kyalami Grand Prix Circuit

Circuit Length = 4.522 km

Start: 10:00 Flag 11:59 End: 12:03

# Kyalami 9 Hours

## PAID TEST SESSION 1 - SECTOR ANALYSIS



SECTOR 1 = FL to I1, SECTOR 2 = I1 to I2 SECTOR 3 = I2 to I3, SECTOR 4 = I3 to FL, DIFF = Difference To Personal Best Lap, P = Crossed Finish Line in Pit Lane, D = Time Disallowed

P4 35 Pro KCMG		Nissan GT-R NISMO GT3							
IDEAL LAP TIME : 1:42.660		BEST LAP TIME : 1:42.696		DIFFERENCE : 0.036					
D1: Joao Paulo de OLIVEIRA		D2: Katsumasa CHIYO		D3: Joshua BURDON					
LAP	SECTOR 1	SECTOR 2	SECTOR 3	SPEED TRAP	LAP TIME	KPH	DIFF	TIME OF DAY	
1 - D1			IN PIT					10:01:06.948	
2 - D2	OUTLAP		IN PIT	121.4	6:09.427	P		10:07:16.375	
3 - D2	OUTLAP	53.917	33.591	174.7	2:12.097		4:26.731	10:09:28.472	
4 - D2	35.670	45.396	31.756	175.8	226.4	1:52.822	29.401	10:11:21.294	
5 - D2	34.367	43.120	IN PIT	234.7	9:19.946	P	10.126	10:20:41.240	
6 - D2	OUTLAP	45.882	31.717	175.0	192.8	2:03.952	29.07	10:22:45.192	
7 - D2	33.791	42.740	30.749	174.4	235.8	1:47.280	21.256	10:24:32.472	
8 - D2	33.205	42.955	IN PIT	236.3	8:41.191	P	4.584	10:33:13.663	
9 - D2	OUTLAP	44.077	33.167	173.6	183.6	2:01.051	31.23	10:35:14.714	
10 - D2	33.474	44.568	31.739	175.0	233.2	1:49.781	134.48	10:37:04.495	
11 - D2	32.906	42.895	IN PIT	232.7	8:23.645	P	148.28	10:45:28.140	
12 - D2	OUTLAP	42.964	36.312	176.7	200.0	2:00.019	32.32	10:47:28.159	
13 - D2	33.085	41.846	30.178	175.3	234.7	1:45.109	17.323	10:49:13.268	
14 - D2	32.753	41.797	29.950	175.8	234.2	1:44.500	154.87	10:49:13.268	
15 - D2	32.597	41.421	29.903	175.3	235.8	1:43.921	155.78	10:50:57.768	
16 - D2	32.572	41.555	30.012	174.4	235.8	1:44.139	156.64	10:52:41.689	
17 - D2	32.641	42.758	33.299	176.7	236.8	1:48.698	1.225	10:54:25.828	
18 - D2	<b>32.317</b>	41.330	29.698	176.4	236.8	1:43.345	1.443	10:56:14.526	
19 - D2	33.627	43.482	IN PIT	236.8	6:10.249	P	149.76	10:57:57.871	
20 - D3	OUTLAP	45.137	31.272	175.3	166.9	1:59.038	6.002	11:04:08.120	
21 - D3	32.911	42.413	30.761	175.6	234.7	1:46.085	43.96	11:06:07.158	
22 - D3	33.443	41.652	29.919	175.8	235.2	1:45.014	136.75	11:07:53.243	
23 - D3	33.324	41.525	30.226	175.3	235.2	1:45.075	153.45	11:09:38.257	
24 - D3	32.613	41.151	29.967	174.7	235.2	1:43.731	3.389	11:11:23.332	
25 - D3	32.903	42.023	30.056	176.1	234.2	1:44.982	2.318	11:13:07.063	
26 - D3	33.016	41.813	IN PIT	236.3	4:38.218	P	155.06	11:14:52.045	
27 - D3	OUTLAP	43.764	30.348	175.8	188.1	1:57.200	2.286	11:19:30.263	
<del>28 - D3</del>	32.353	<b>40.847</b>	<b>29.496</b>	176.4	235.8	<b>1:42.696</b>	48.01	11:21:27.463	
29 - D3	33.183	42.289	29.615	175.8	236.3	1:45.087	138.90	<b>11:23:10.159</b>	
30 - D3	32.413	41.131	IN PIT	235.8	5:39.048	P	158.51	11:24:55.246	
31 - D1	OUTLAP	43.971	31.083	175.8	142.2	2:03.163	2.391	11:30:34.294	
32 - D1	32.952	41.887	30.467	175.8	236.3	1:45.306	48.01	11:32:37.457	
33 - D1	32.801	41.678	30.169	176.7	<b>237.3</b>	1:44.648	3:56.352	11:34:22.763	
34 - D1	32.521	41.319	29.940	176.4	236.8	1:43.780	20.467	11:36:07.411	
35 - D1	32.591	41.428	29.788	<b>177.3</b>	236.3	1:43.807	2.610	11:37:51.191	
36 - D1	33.427	44.098	IN PIT	<b>237.3</b>	8:32.910	P	1.111	11:39:34.998	
37 - D1	OUTLAP	45.397	32.859	175.6	193.5	1:59.288	6:50.214	11:48:07.908	
38 - D1	32.491	42.968	32.161	176.4	236.3	1:47.620	31.73	11:50:07.196	
39 - D1	32.800	44.700	31.153	176.1	236.8	1:48.653	16.592	11:51:54.816	
40 - D1	32.436	41.378	29.743	175.8	236.8	1:43.557	4.924	11:53:43.469	
41 - D1	32.559	41.239	29.683	177.0	235.8	1:43.481	5.957	11:55:27.026	
42 - D1	34.054	43.109	30.584	175.6	236.8	1:47.747	0.861	11:57:10.507	
43 - D1	32.418	41.211	29.742	175.6	236.3	1:43.371	0.785	11:58:58.254	
						<b>(3)</b>	5.051	12:00:41.625	

Weather / Track : Cloudy / Dry

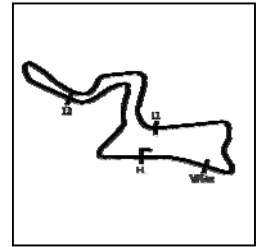
Kyalami Grand Prix Circuit

Circuit Length = 4.522 km

Start: 10:00 Flag 11:59 End: 12:03

# Kyalami 9 Hours

## PAID TEST SESSION 1 - SECTOR ANALYSIS



SECTOR 1 = FL to I1, SECTOR 2 = I1 to I2 SECTOR 3 = I2 to I3, SECTOR 4 = I3 to FL, DIFF = Difference To Personal Best Lap, P = Crossed Finish Line in Pit Lane, D = Time Disallowed

P5 10 Pro Mercedes-AMG Team SPS Automotive Perf Mercedes-AMG GT3									
IDEAL LAP TIME : 1:42.891		BEST LAP TIME : 1:42.891		DIFFERENCE : 0.000					
D1: Yelmer BUURMAN		D2: Luca STOLZ		D3: Maximilian GOETZ					
LAP	SECTOR 1	SECTOR 2	SECTOR 3	SPEED TRAP	LAP TIME	KPH	DIFF	TIME OF DAY	
1 - D1			IN PIT						P
2 - D1	OUTLAP	49.098	32.799	171.9	93.6	2:10.525	124.72	27.634	10:00:33.581
3 - D1	34.740	44.718	31.118	172.8	230.2	1:50.576	147.22	7.685	10:02:44.106
4 - D1	33.658	43.385	IN PIT		231.2	5:12.006	P 52.17	3:29.115	10:04:34.682
5 - D1	OUTLAP	43.010	30.237	174.1	206.1	1:51.899	145.48	9.008	10:09:46.688
6 - D1	32.734	42.432	30.081	174.1	231.2	1:45.247	154.67	2.356	10:11:38.587
7 - D1	33.371	41.886	30.068	172.8	232.7	1:45.325	154.56	2.434	10:13:23.834
8 - D1	32.846	41.478	29.887	173.9	231.7	1:44.211	156.21	1.320	10:15:09.159
9 - D1	32.744	41.478	29.678	174.4	232.2	1:43.900	156.68	1.009	10:16:53.370
10 - D1	32.668	41.619	29.776	173.6	233.2	1:44.063	156.43	1.172	10:18:37.270
11 - D1	33.247	42.366	IN PIT		232.2	10:48.971	P 25.08	9:06.080	10:20:21.333
12 - D1	OUTLAP	47.702	33.956	172.8	155.6	2:02.427	132.97	19.536	10:31:10.304
13 - D1	33.037	41.573	30.046	173.6	229.7	1:44.656	155.54	1.765	10:33:12.731
14 - D1	33.102	41.721	29.764	173.3	232.2	1:44.587	155.65	1.696	10:34:57.387
15 - D1	32.767	42.056	29.777	173.6	232.2	1:44.600	155.63	1.709	10:36:41.974
16 - D1	32.637	41.572	29.741	173.6	231.7	1:43.950	156.60	1.059	10:38:26.574
17 - D1	32.804	41.680	30.046	174.1	232.7	1:44.530	155.73	1.639	10:40:10.524
18 - D1	32.878	41.549	29.759	173.9	233.2	1:44.186	156.25	1.295	10:41:55.054
19 - D1	32.595	41.282	29.848	173.6	232.7	1:43.725	156.94	0.834	10:43:39.240
20 - D1	32.656	43.571	30.118	174.4	232.2	1:46.345	153.07	3.454	10:45:22.965
21 - D1	32.624	41.351	29.700	174.1	233.2	1:43.675	157.02	0.784	10:47:09.310
22 - D1	32.632	41.118	30.038	173.3	233.2	1:43.788	156.85	0.897	10:48:52.985
23 - D1	32.633	41.458	IN PIT		233.2	11:59.849	P 22.61	10:16.958	10:50:36.773
24 - D2	OUTLAP	42.541	30.402	173.0	203.3	1:54.296	142.43	11.405	11:02:36.622
25 - D2	33.054	42.821	30.229	173.6	230.2	1:46.104	153.42	3.213	11:04:30.918
26 - D2	32.962	41.749	29.885	173.9	230.7	1:44.596	155.63	1.705	11:06:17.022
27 - D2	32.782	41.440	29.648	173.6	231.7	1:43.870	156.72	0.979	11:08:01.618
28 - D2	32.904	41.390	29.778	173.0	232.2	1:44.072	156.42	1.181	11:09:45.488
29 - D2	32.562	41.422	29.715	173.6	231.7	1:43.699	156.98	0.808	11:11:29.560
30 - D2	32.584	41.132	29.676	174.7	232.2	1:43.392	157.45	0.501	11:13:13.259
31 - D2	32.777	41.741	IN PIT		233.2	6:00.264	P 45.18	4:17.373	11:14:56.651
32 - D2	OUTLAP	41.545	29.677	174.1	206.1	1:49.090	149.22	6.199	11:20:56.915
33 - D2	32.654	41.345	29.690	173.3	232.7	1:43.689	157.00	0.798	11:22:46.005
34 - D2	32.593	41.051	29.660	173.9	232.7	1:43.304	(2) 157.58	0.413	11:24:29.694
35 - D2	32.735	41.463	IN PIT		232.7	1:57.316	P 138.76	14.425	11:26:12.998
36 - D2	OUTLAP	41.594	IN PIT		207.2	4:27.056	P 60.95	2:44.165	11:28:10.314
37 - D3	OUTLAP	43.018	30.777	174.1	202.2	1:53.064	143.98	10.173	11:32:37.370
38 - D3	33.078	42.413	IN PIT		234.7	3:53.055	P 69.85	2:10.164	11:34:30.434
39 - D3	OUTLAP	42.350	30.182	174.1	206.8	1:50.581	147.21	7.690	11:38:23.489
40 - D3	42.575	1:19.495	IN PIT		231.7	8:04.706	P 33.58	6:21.815	11:40:14.070
41 - D3	OUTLAP	45.372	33.764	172.8	183.3	2:02.228	133.18	19.337	11:48:18.776
42 - D3	33.690	42.959	31.177	173.6	230.7	1:47.826	150.97	4.935	11:50:21.004
43 - D3	32.726	41.393	30.782	174.1	231.7	1:44.901	155.18	2.010	11:52:08.830
44 - D3	32.580	41.164	30.547	174.7	232.2	1:44.291	156.09	1.400	11:53:53.731
45 - D3	32.544	40.973	29.815	172.8	231.7	1:43.332	(3) 157.54	0.441	11:55:38.022
46 - D3	32.509	42.731	31.721	174.1	231.2	1:46.961	152.19	4.070	11:57:21.354
47 - D3	32.495	40.879	29.517	173.6	231.2	1:42.891	(1) 158.21		11:59:08.315
									12:00:51.206

Weather / Track : Cloudy / Dry

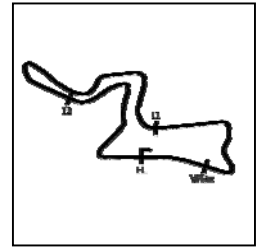
Kyalami Grand Prix Circuit

Circuit Length = 4.522 km

Start: 10:00 Flag 11:59 End: 12:03

# Kyalami 9 Hours

## PAID TEST SESSION 1 - SECTOR ANALYSIS



SECTOR 1 = FL to I1, SECTOR 2 = I1 to I2 SECTOR 3 = I2 to I3, SECTOR 4 = I3 to FL, DIFF = Difference To Personal Best Lap, P = Crossed Finish Line in Pit Lane, D = Time Disallowed

P6 76 Pro R-Motorsport		Aston Martin Vantage AMR GT3							
IDEAL LAP TIME : 1:42.895		BEST LAP TIME : 1:42.974		DIFFERENCE : 0.079					
D1: Maxime MARTIN		D2: Enaam AHMED		D3: Jake DENNIS					
LAP	SECTOR 1	SECTOR 2	SECTOR 3	SPEED TRAP	LAP TIME	KPH	DIFF	TIME OF DAY	
1 - D1			IN PIT				<b>P</b>	10:00:40.732	
2 - D3	OUTLAP		IN PIT	146.9	2:32.209	106.95	49.235	10:03:12.941	
3 - D3	OUTLAP	52.814	33.142	171.1	188.4	2:03.855	131.43	20.881	10:05:16.796
4 - D3	35.052	44.049	32.249	171.9	232.7	1:51.350	146.19	8.376	10:07:08.146
5 - D3	33.223	42.083	31.401	175.0	233.7	1:46.707	152.55	3.733	10:08:54.853
6 - D3	32.931	41.813	30.419	175.3	235.2	1:45.163	154.79	2.189	10:10:40.016
7 - D3	33.175	41.492	30.248	175.6	235.8	1:44.915	155.16	1.941	10:12:24.931
8 - D3	32.872	41.613	30.287	174.4	236.3	1:44.772	155.37	1.798	10:14:09.703
9 - D3	34.444	47.065	IN PIT	235.2	5:43.676	<b>P</b>	47.36	4:00.702	10:19:53.379
10 - D1	OUTLAP	43.930	30.893	173.9	203.7	1:55.273	141.22	12.299	10:21:48.652
11 - D1	33.560	42.346	30.279	174.7	234.2	1:46.185	153.30	3.211	10:23:34.837
12 - D1	32.819	41.894	31.098	174.7	235.8	1:45.811	153.85	2.837	10:25:20.648
13 - D1	32.883	41.809	30.166	173.6	235.8	1:44.858	155.24	1.884	10:27:05.506
14 - D1	32.862	41.650	30.344	174.1	235.8	1:44.856	155.25	1.882	10:28:50.362
15 - D1	32.896	41.546	30.124	173.6	235.8	1:44.566	155.68	1.592	10:30:34.928
16 - D1	32.821	41.538	29.985	174.7	236.3	1:44.344	156.01	1.370	10:32:19.272
17 - D1	32.950	42.886	IN PIT	235.8	7:36.403	<b>P</b>	35.66	5:53.429	10:39:55.675
18 - D2	OUTLAP	49.921	34.142	172.2	175.6	2:12.411	122.94	29.437	10:42:08.086
19 - D2	35.370	45.537	31.769	173.9	233.7	1:52.676	144.47	9.702	10:44:00.762
20 - D2	33.949	43.815	31.045	175.0	234.2	1:48.809	149.61	5.835	10:45:49.571
21 - D2	33.549	42.883	30.971	171.9	235.2	1:47.403	151.57	4.429	10:47:36.974
22 - D2	33.571	42.780	30.610	173.3	235.2	1:46.961	152.19	3.987	10:49:23.935
23 - D2	37.540	52.581	34.532	174.4	236.3	2:04.653	130.59	21.679	10:51:28.588
24 - D2	33.268	43.582	31.047	174.1	<b>236.8</b>	1:47.897	150.87	4.923	10:53:16.485
25 - D2	33.135	42.817	30.574	172.8	<b>236.8</b>	1:46.526	152.81	3.552	10:55:03.011
26 - D2	34.119	43.205	IN PIT	236.3	5:55.082	<b>P</b>	45.84	4:12.108	11:00:58.093
27 - D2	OUTLAP	50.287	34.963	174.1	125.1	2:15.273	120.34	32.299	11:03:13.366
28 - D2	33.010	42.308	30.242	174.7	234.7	1:45.560	154.21	2.586	11:04:58.926
29 - D2	32.932	41.974	30.324	174.7	235.8	1:45.230	154.70	2.256	11:06:44.156
30 - D2	33.136	43.736	32.586	<b>175.8</b>	235.8	1:49.458	148.72	6.484	11:08:33.614
31 - D2	32.829	45.912	IN PIT	236.3	3:34.288	<b>P</b>	75.96	1:51.314	11:12:07.902
32 - D1	OUTLAP	45.670	30.884	175.0	183.9	1:59.628	136.08	16.654	11:14:07.530
33 - D1	32.987	41.643	29.917	174.7	235.8	1:44.547	155.71	1.573	11:15:52.077
34 - D1	32.625	41.303	29.838	<b>175.8</b>	235.8	1:43.766	<b>(2)</b> 156.88	0.792	11:17:35.843
35 - D1	32.675	41.468	29.805	175.3	235.8	1:43.948	<b>(3)</b> 156.60	0.974	11:19:19.791
36 - D1	32.722	41.684	IN PIT	<b>236.8</b>	3:49.067	<b>P</b>	71.06	2:06.093	11:23:08.858
37 - D3	OUTLAP	43.618	31.723	171.9	188.1	1:57.054	139.07	14.080	11:25:05.912
38 - D3	33.220	41.603	30.194	174.4	234.2	1:45.017	155.01	2.043	11:26:50.929
39 - D3	32.781	41.441	30.042	175.0	235.8	1:44.264	156.13	1.290	11:28:35.193
40 - D3	32.687	41.725	IN PIT	235.8	2:41.583	<b>P</b>	100.74	58.609	11:31:16.776
41 - D3	OUTLAP	44.520	30.970	174.7	196.3	1:57.535	138.50	14.561	11:33:14.311
42 - D3	32.442	<b>40.772</b>	31.265	173.9	234.7	1:44.479	155.81	1.505	11:34:58.790
43 - D3	<b>32.368</b>	40.851	<b>29.755</b>	175.6	235.8	<b>1:42.974</b>	<b>(1)</b> <b>158.09</b>		<b>11:36:41.764</b>
44 - D3	36.688	48.819	38.332	<b>175.8</b>	197.4	2:03.839	131.45	20.865	11:38:45.603
45 - D3	33.800	47.603	IN PIT	235.8	10:09.691	<b>P</b>	26.70	8:26.717	11:48:55.294
46 - D2	OUTLAP	50.583	34.048	173.9	182.1	2:11.552	123.74	28.578	11:51:06.846
47 - D2	33.035	42.582	31.016	173.3	232.7	1:46.633	152.66	3.659	11:52:53.479
48 - D2	32.748	45.579	35.180	173.9	234.2	1:53.507	143.42	10.533	11:54:46.986
49 - D2	32.909	42.001	30.610	174.7	234.2	1:45.520	154.27	2.546	11:56:32.506
50 - D2	32.862	41.565	30.332	174.1	234.7	1:44.759	155.39	1.785	11:58:17.265
51 - D2	33.063	41.749	30.091	174.7	234.7	1:44.903	155.18	1.929	12:00:02.168

Weather / Track : Cloudy / Dry

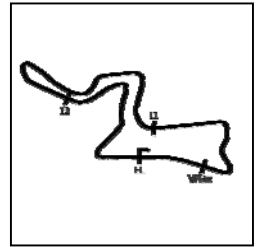
Kyalami Grand Prix Circuit

Circuit Length = 4.522 km

Start: 10:00 Flag 11:59 End: 12:03

# Kyalami 9 Hours

## PAID TEST SESSION 1 - SECTOR ANALYSIS



SECTOR 1 = FL to I1, SECTOR 2 = I1 to I2 SECTOR 3 = I2 to I3, SECTOR 4 = I3 to FL, DIFF = Difference To Personal Best Lap, P = Crossed Finish Line in Pit Lane, D = Time Disallowed

P7 999 Pro		Mercedes-AMG Team GruppeM Racing			Mercedes-AMG GT3				
IDEAL LAP TIME : 1:42.777		BEST LAP TIME : 1:43.001			DIFFERENCE : 0.224				
D1: Maxi BUHK		D2: Maro ENGEL		D3: Raffaele MARCIELLO					
LAP	SECTOR 1	SECTOR 2	SECTOR 3	SPEED TRAP	LAP TIME	KPH	DIFF	TIME OF DAY	
1 - D1	OUTLAP		IN PIT					10:00:58.051	
2 - D3	OUTLAP	47.438	33.917 170.8	181.2	2:06.462	128.72	23.461	10:03:04.513	
3 - D3	34.835	42.967	31.311 172.8	218.1	1:49.113	149.19	6.112	10:04:53.626	
4 - D3	33.765	42.233	30.345 173.3	231.7	1:46.343	153.08	3.342	10:06:39.969	
5 - D3	33.718	42.041	30.171 173.9	233.2	1:45.930	153.67	2.929	10:08:25.899	
6 - D3	41.886	45.015	30.190 174.1	233.7	1:57.091	139.03	14.090	10:10:22.990	
7 - D3	32.853	41.444	30.311 174.4	233.2	1:44.608	155.62	1.607	10:12:07.598	
8 - D3	32.845	41.524	29.781 173.9	232.2	1:44.150	156.30	1.149	10:13:51.748	
9 - D3	32.980	43.467	30.325 174.1	232.7	1:46.772	152.46	3.771	10:15:38.520	
10 - D3	33.112	41.092	IN PIT	233.7	9:05.703	P 29.83	7:22.702	10:24:44.223	
11 - D1	OUTLAP	44.470	31.563 172.8	205.7	1:56.175	140.12	13.174	10:26:40.398	
12 - D1	33.279	42.467	30.890 173.3	232.2	1:46.636	152.66	3.635	10:28:27.034	
13 - D1	33.153	42.086	30.022 173.9	232.7	1:45.261	154.65	2.260	10:30:12.295	
14 - D1	33.126	42.057	29.876 173.9	233.2	1:45.059	154.95	2.058	10:31:57.354	
15 - D1	33.037	41.756	29.808 174.4	233.7	1:44.601	155.63	1.600	10:33:41.955	
16 - D1	33.206	41.721	29.747 174.4	233.2	1:44.674	155.52	1.673	10:35:26.629	
17 - D1	32.956	41.779	29.760 175.0	234.2	1:44.495	155.78	1.494	10:37:11.124	
18 - D1	32.951	41.950	29.885 173.9	<b>235.2</b>	1:44.786	155.35	1.785	10:38:55.910	
19 - D1	32.666	41.375	29.623 173.6	233.2	1:43.664	157.03	0.663	10:40:39.574	
20 - D1	32.485	41.311	29.615 174.1	233.7	1:43.411	157.42	0.410	10:42:22.985	
21 - D1	32.594	41.197	29.618 174.4	233.7	1:43.409	(3) 157.42	0.408	10:44:06.394	
22 - D1	33.228	41.701	IN PIT	233.7	9:06.566	P 29.78	7:23.565	10:53:12.960	
23 - D2	OUTLAP	47.790	33.198 170.8	152.9	2:04.941	130.29	21.940	10:55:17.901	
24 - D2	34.649	44.884	32.085 172.2	220.8	1:51.618	145.84	8.617	10:57:09.519	
25 - D2	33.218	46.783	IN PIT	231.7	2:49.409	P 96.09	1:06.408	10:59:58.928	
26 - D2	OUTLAP	47.900	34.125 172.5	206.5	2:00.646	134.93	17.645	11:01:59.574	
27 - D2	32.980	42.349	30.144 173.9	231.7	1:45.473	154.34	2.472	11:03:45.047	
28 - D2	33.103	41.571	30.395 173.9	232.2	1:45.069	154.93	2.068	11:05:30.116	
29 - D2	32.756	41.585	29.869 174.1	232.7	1:44.210	156.21	1.209	11:07:14.326	
30 - D2	32.619	41.353	29.906 172.8	233.2	1:43.878	156.71	0.877	11:08:58.204	
31 - D2	32.887	41.171	29.768 173.6	233.7	1:43.826	156.79	0.825	11:10:42.030	
32 - D2	32.608	41.160	29.681 173.6	232.7	1:43.449	157.36	0.448	11:12:25.479	
33 - D2	32.577	41.274	29.707 174.1	231.7	1:43.558	157.19	0.557	11:14:09.037	
34 - D2	33.111	42.313	33.774 175.6	234.7	1:49.198	149.07	6.197	11:15:58.235	
35 - D2	<b>32.398</b>	41.214	<b>29.509</b> 175.0	233.7	1:43.121	(2) 157.86	0.120	11:17:41.356	
36 - D2	32.521	41.406	IN PIT	233.7	7:09.980	P 37.86	5:26.979	11:24:51.336	
37 - D3	OUTLAP	42.234	32.579 174.4	202.6	1:56.451	139.79	13.450	11:26:47.787	
38 - D3	32.672	41.746	29.903 174.1	232.7	1:44.321	156.04	1.320	11:28:32.108	
39 - D3	32.919	44.424	39.792 <b>176.1</b>	232.7	1:57.135	138.97	14.134	11:30:29.243	
40 - D3	32.821	41.635	30.114 174.1	233.2	1:44.570	155.67	1.569	11:32:13.813	
41 - D3	32.741	41.296	29.604 174.7	232.7	1:43.641	157.07	0.640	11:33:57.454	
<b>42 - D3</b>	32.602	<b>40.870</b>	29.529 174.7	233.7	<b>1:43.001</b> (1)	<b>158.04</b>		<b>11:35:40.455</b>	
43 - D3	32.579	41.700	IN PIT	234.2	2:40.796	P 101.24	57.795	11:38:21.251	
44 - D3	OUTLAP	40.923	IN PIT	208.4	10:03.260	P 26.98	8:20.259	11:48:24.511	
45 - D3	OUTLAP	43.095	IN PIT	183.9	2:44.553	P 98.92	1:01.552	11:51:09.064	
46 - D3	OUTLAP	41.098	IN PIT	206.8	2:41.542	P 100.77	58.541	11:53:50.606	
47 - D1	OUTLAP	42.090	29.697 175.0	208.4	1:50.129	147.81	7.128	11:55:40.735	
48 - D1	33.018	41.518	IN PIT	233.7	2:34.557	P 105.32	51.556	11:58:15.292	

Weather / Track : Cloudy / Dry

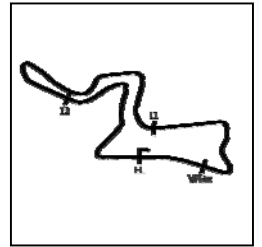
Kyalami Grand Prix Circuit

Circuit Length = 4.522 km

Start: 10:00 Flag 11:59 End: 12:03

# Kyalami 9 Hours

## PAID TEST SESSION 1 - SECTOR ANALYSIS



SECTOR 1 = FL to I1, SECTOR 2 = I1 to I2 SECTOR 3 = I2 to I3, SECTOR 4 = I3 to FL, DIFF = Difference To Personal Best Lap, P = Crossed Finish Line in Pit Lane, D = Time Disallowed

P8 12 Pro		Dinamic Motorsport		Porsche 911 GT3 R					
IDEAL LAP TIME : 1:42.996		BEST LAP TIME : 1:43.019		DIFFERENCE : 0.023					
D1: Laurens VANTHOOR		D2: Earl BAMBER		D3: Matt CAMPBELL					
LAP	SECTOR 1	SECTOR 2	SECTOR 3	SPEED TRAP	LAP TIME	KPH	DIFF	TIME OF DAY	
1 - D1			IN PIT					10:01:11.540	
2 - D1	OUTLAP		IN PIT	129.3	3:53.332	P 69.76	2:10.313	10:05:04.872	
3 - D1	OUTLAP	44.066	31.710	169.5	189.4	1:56.450	139.79	10:07:01.322	
4 - D1	33.894	42.427	30.050	173.0	229.7	1:46.371	153.04	10:08:47.693	
5 - D1	33.151	42.163	30.297	173.9	231.7	1:45.611	154.14	10:10:33.304	
6 - D1	32.780	41.530	29.707	173.0	232.7	1:44.017	156.50	10:12:17.321	
7 - D1	32.820	41.338	30.071	173.0	233.7	1:44.229	156.18	10:14:01.550	
8 - D1	33.095	42.257	IN PIT	234.2	4:02.835	P 67.03	2:19.816	10:18:04.385	
9 - D1	OUTLAP	42.011	29.929	173.6	199.6	2:01.976	133.46	10:20:06.361	
10 - D1	32.741	41.717	30.004	172.8	233.2	1:44.462	155.83	10:21:50.823	
11 - D1	32.761	41.705	33.832	174.4	233.2	1:48.298	150.31	10:23:39.121	
12 - D1	32.592	41.398	29.970	174.1	233.7	1:43.960	156.59	10:25:23.081	
13 - D1	33.251	42.516	IN PIT	234.7	3:58.401	P 68.28	2:15.382	10:29:21.482	
14 - D2	OUTLAP	44.439	31.073	173.0	165.6	1:57.857	138.12	10:31:19.339	
15 - D2	33.350	41.978	1:30.898	233.7	2:46.226	97.93	1:03.207	10:34:05.565	
16 - D2	36.304	42.166	IN PIT	210.5	14:54.563	P 18.19	13:11.544	10:49:00.128	
17 - D2	OUTLAP	42.118	30.333	172.2	183.0	1:53.033	144.02	10:50:53.161	
18 - D2	32.970	42.345	30.010	172.8	231.7	1:45.325	154.56	10:52:38.486	
19 - D2	33.012	42.390	30.166	173.0	233.2	1:45.568	154.20	10:54:24.054	
20 - D2	32.909	41.439	31.499	173.0	233.2	1:45.847	153.79	10:56:09.901	
21 - D2	32.881	41.251	29.925	173.3	233.2	1:44.057	156.44	10:57:53.958	
22 - D2	32.626	40.979	29.977	173.3	233.2	1:43.582 (2)	157.16	10:59:37.540	
23 - D2	32.829	41.652	IN PIT	233.2	5:07.580	P 52.92	3:24.561	11:04:45.120	
24 - D2	OUTLAP	43.178	31.859	173.3	159.0	1:56.420	139.83	11:06:41.540	
25 - D2	33.054	41.149	31.226	172.8	231.7	1:45.429	154.40	11:08:26.969	
26 - D2	33.433	41.242	29.901	173.3	232.2	1:44.576	155.66	11:10:11.545	
27 - D2	32.746	41.406	29.832	173.0	232.7	1:43.984	156.55	11:11:55.529	
28 - D2	32.747	41.540	29.817	173.9	232.7	1:44.104	156.37	11:13:39.633	
29 - D2	32.685	41.226	29.807	173.6	232.7	1:43.718	156.95	11:15:23.351	
30 - D2	32.687	41.223	35.784	174.7	234.2	1:49.694	148.40	11:17:13.045	
31 - D2	32.789	42.002	IN PIT	234.2	3:27.844	P 78.32	1:44.825	11:20:40.889	
32 - D3	OUTLAP	44.620	30.700	173.6	154.9	1:57.968	137.99	11:22:38.857	
33 - D3	32.823	42.610	30.180	173.0	233.2	1:45.613	154.14	11:24:24.470	
34 - D3	32.830	41.790	29.833	172.5	233.2	1:44.453	155.85	11:26:08.923	
35 - D3	32.632	46.237	30.880	174.7	232.7	1:49.749	148.33	11:27:58.672	
36 - D3	32.650	41.674	31.709	164.1	233.2	1:46.033	153.52	11:29:44.705	
37 - D3	33.790	41.459	31.149	175.6	233.6	1:46.398	153.00	11:31:31.103	
38 - D3	32.708	41.995	31.137	176.1	234.7	1:45.840	153.80	11:33:16.943	
39 - D3	33.285	41.530	29.832	173.9	235.2	1:44.647	155.56	11:35:01.590	
40 - D3	32.620	41.978	IN PIT	234.7	4:03.131	P 66.95	2:20.112	11:39:04.721	
41 - D3	OUTLAP	43.598	32.526	174.1	173.0	10:56.793	24.78	11:50:01.514	
42 - D3	32.619	41.279	33.633	174.4	231.7	1:47.531	151.39	11:51:49.045	
43 - D3	32.516	40.831	29.672	172.5	232.2	1:43.019 (1)	158.02	11:53:32.064	
44 - D3	32.532	42.401	31.154	174.4	232.2	1:46.087	153.45	11:55:18.151	
45 - D3	32.765	41.121	29.755	172.2	232.2	1:43.641 (3)	157.07	11:57:01.792	
46 - D3	32.591	41.130	30.462	173.3	231.2	1:44.183	156.25	11:58:45.975	

Weather / Track : Cloudy / Dry

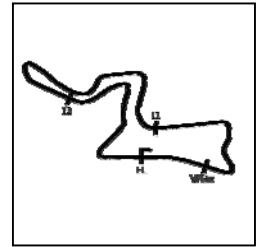
Kyalami Grand Prix Circuit

Circuit Length = 4.522 km

Start: 10:00 Flag 11:59 End: 12:03

# Kyalami 9 Hours

## PAID TEST SESSION 1 - SECTOR ANALYSIS



SECTOR 1 = FL to I1, SECTOR 2 = I1 to I2 SECTOR 3 = I2 to I3, SECTOR 4 = I3 to FL, DIFF = Difference To Personal Best Lap, P = Crossed Finish Line in Pit Lane, D = Time Disallowed

P9 911 Pro		KUS Team 75 Bernhard			Porsche 911 GT3 R				
IDEAL LAP TIME : 1:43.058		BEST LAP TIME : 1:43.242			DIFFERENCE : 0.184				
D1: Romain DUMAS		D2: Dirk WERNER			D3: Sven MUELLER				
LAP	SECTOR 1	SECTOR 2	SECTOR 3	SPEED TRAP	LAP TIME	KPH	DIFF	TIME OF DAY	
1 - D1			IN PIT					10:00:17.620	
2 - D2	OUTLAP	54.980	36.349	168.2	2:19.368	116.80	36.126	10:02:36.988	
3 - D2	39.897	49.048	32.944	172.2	2:01.889	133.55	18.647	10:04:38.877	
4 - D2	36.894	46.448	31.804	172.2	1:55.146	141.37	11.904	10:06:34.023	
5 - D2	34.837	44.484	31.396	173.0	1:50.717	147.03	7.475	10:08:24.740	
6 - D2	34.489	44.613	31.655	<b>173.9</b>	1:50.757	146.98	7.515	10:10:15.497	
7 - D2	33.471	44.371	31.177	<b>173.9</b>	1:49.019	149.32	5.777	10:12:04.516	
8 - D2	34.407	47.012	IN PIT	234.2	3:16.781	<b>P</b> 82.72	1:33.539	10:15:21.297	
9 - D2	OUTLAP	43.909	30.921	173.0	1:54.473	142.20	11.231	10:17:15.770	
10 - D2	33.447	43.308	IN PIT	233.7	3:07.364	<b>P</b> 86.88	1:24.122	10:20:23.134	
11 - D2	OUTLAP	43.674	IN PIT	206.5	12:09.076	<b>P</b> 22.32	10:25.834	10:32:32.210	
12 - D2	OUTLAP	44.883	31.316	170.6	1:58.750	137.08	15.508	10:34:30.960	
13 - D2	33.829	42.088	30.186	172.8	1:46.103	153.42	2.861	10:36:17.063	
14 - D2	33.133	41.878	30.359	172.5	1:45.370	154.49	2.128	10:38:02.433	
15 - D2	32.699	41.461	29.805	172.5	1:43.965	156.58	0.723	10:39:46.398	
16 - D2	32.873	42.109	29.943	172.5	1:44.925	155.15	1.683	10:41:31.323	
17 - D2	32.963	41.615	31.021	172.5	1:45.599	154.16	2.357	10:43:16.922	
18 - D2	32.959	41.749	29.981	173.3	1:44.689	155.50	1.447	10:45:01.611	
19 - D2	32.782	41.902	30.872	171.4	1:45.556	154.22	2.314	10:46:47.167	
20 - D2	33.093	42.150	30.042	172.5	1:45.285	154.62	2.043	10:48:32.452	
21 - D2	32.979	41.937	29.860	172.2	1:44.776	155.37	1.534	10:50:17.228	
22 - D2	32.941	41.747	30.897	171.9	1:45.585	154.18	2.343	10:52:02.813	
23 - D2	33.075	42.089	30.127	172.2	1:45.291	154.61	2.049	10:53:48.104	
24 - D2	32.925	41.385	29.860	172.2	1:44.170	156.27	0.928	10:55:32.274	
25 - D2	32.644	41.656	29.821	172.2	1:44.121	156.34	0.879	10:57:16.395	
26 - D2	32.710	41.320	29.844	172.5	1:43.874	156.72	0.632	10:59:00.269	
27 - D2	32.734	41.826	29.999	172.2	1:44.559	155.69	1.317	11:00:44.828	
28 - D2	32.771	41.553	29.784	172.2	1:44.108	156.36	0.866	11:02:28.936	
29 - D2	32.755	41.550	29.881	172.2	1:44.186	156.25	0.944	11:04:13.122	
30 - D2	<b>32.585</b>	41.515	29.790	172.2	1:43.890	156.69	0.648	11:05:57.012	
31 - D2	33.110	41.422	29.964	173.0	1:44.496	155.78	1.254	11:07:41.508	
32 - D2	32.929	41.732	IN PIT	232.7	3:44.890	<b>P</b> 72.38	2:01.648	11:11:26.398	
33 - D3	OUTLAP	44.617	32.360	171.9	1:56.787	139.39	13.545	11:13:23.185	
34 - D3	33.155	43.370	31.028	173.0	1:47.553	151.35	4.311	11:15:10.738	
35 - D3	32.904	42.479	30.293	173.0	1:45.676	154.04	2.434	11:16:56.414	
36 - D3	32.821	42.010	30.214	173.0	1:45.045	154.97	1.803	11:18:41.459	
37 - D3	33.079	42.214	30.062	172.5	1:45.355	154.51	2.113	11:20:26.814	
38 - D3	32.764	41.953	29.774	172.5	1:44.491	155.79	1.249	11:22:11.305	
39 - D3	32.838	42.393	30.052	172.2	1:45.283	154.62	2.041	11:23:56.588	
40 - D3	32.860	41.623	29.842	171.7	1:44.325	156.04	1.083	11:25:40.913	
41 - D3	32.953	41.569	29.893	171.4	1:44.415	155.90	1.173	11:27:25.328	
42 - D3	32.786	41.418	29.764	173.0	1:43.968	156.57	0.726	11:29:09.296	
43 - D3	32.698	41.649	29.841	173.0	1:44.188	156.24	0.946	11:30:53.484	
44 - D3	32.769	41.468	30.019	173.3	1:44.256	156.14	1.014	11:32:37.740	
45 - D3	33.305	42.032	31.357	173.3	1:46.694	152.57	3.452	11:34:24.434	
46 - D3	32.679	41.445	29.686	173.6	1:43.810	<b>(2)</b> 156.81	0.568	11:36:08.244	
47 - D3	OUTLAP	43.870	30.853	170.8	170.0	13:50.905	19.59	12:07.663	
48 - D3	33.646	41.846	31.703	173.6	1:47.195	151.86	3.953	11:51:46.344	
49 - D3	32.769	<b>41.053</b>	<b>29.420</b>	171.9	231.2	<b>1:43.242 (1)</b>	<b>157.68</b>	<b>11:53:29.586</b>	
50 - D3	32.792	41.286	32.169	172.2	231.7	1:46.247	3.005	11:55:15.833	
51 - D3	32.692	41.424	29.733	172.2	231.2	<b>(3)</b> 1:43.849	0.607	11:56:59.682	

Weather / Track : Cloudy / Dry

Kyalami Grand Prix Circuit

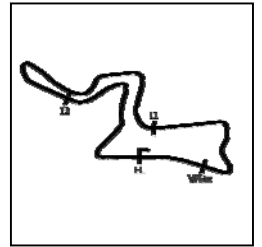
Circuit Length = 4.522 km

Start: 10:00 Flag 11:59 End: 12:03



# Kyalami 9 Hours

## PAID TEST SESSION 1 - SECTOR ANALYSIS



SECTOR 1 = FL to I1, SECTOR 2 = I1 to I2 SECTOR 3 = I2 to I3, SECTOR 4 = I3 to FL, DIFF = Difference To Personal Best Lap, P = Crossed Finish Line in Pit Lane, D = Time Disallowed

P10 20 Pro		GPX Racing		Porsche 911 GT3 R					
IDEAL LAP TIME : 1:43.054		BEST LAP TIME : 1:43.252		DIFFERENCE : 0.198					
D1: Michael CHRISTENSEN		D2: Kevin ESTRE		D3: Richard LIETZ					
LAP	SECTOR 1	SECTOR 2	SECTOR 3	SPEED TRAP	LAP TIME	KPH	DIFF	TIME OF DAY	
1 - D1			IN PIT					10:15:23.893	
2 - D2	OUTLAP	48.429	34.506	170.3	2:09.427	125.77	26.175	10:17:33.320	
3 - D2	34.564	43.361	30.511	172.2	1:48.436	150.12	5.184	10:19:21.756	
4 - D2	33.399	41.833	29.932	171.4	1:45.164	154.79	1.912	10:21:06.920	
5 - D2	32.994	41.965	30.082	173.9	1:45.041	154.97	1.789	10:22:51.961	
6 - D2	32.928	41.706	29.851	173.3	1:44.485	155.80	1.233	10:24:36.446	
7 - D2	32.820	41.228	29.818	172.8	1:43.866	156.73	0.614	10:26:20.312	
8 - D2	33.032	41.308	29.728	173.3	1:44.068	156.42	0.816	10:28:04.380	
9 - D2	33.091	41.194	29.686	173.3	1:43.971	156.57	0.719	10:29:48.351	
10 - D2	32.718	41.456	29.925	173.6	1:44.099	156.38	0.847	10:31:32.450	
11 - D2	33.192	41.756	IN PIT	233.7	8:02.475	P 33.74	6:19.223	10:39:34.925	
12 - D2	OUTLAP	41.658	31.741	173.3	1:52.395	144.83	9.143	10:41:27.320	
13 - D2	32.806	41.860	29.910	173.6	1:44.576	155.66	1.324	10:43:11.896	
14 - D2	32.845	41.303	29.877	173.9	1:44.025	156.49	0.773	10:44:55.921	
15 - D2	32.899	42.437	33.001	173.6	1:48.337	150.26	5.085	10:46:44.258	
16 - D2	32.780	41.289	29.639	173.3	1:43.708	156.97	0.456	10:48:27.966	
17 - D2	32.592	41.150	IN PIT	233.2	3:59.588	P 67.94	2:16.336	10:52:27.554	
18 - D1	OUTLAP	43.249	31.119	173.0	1:53.546	143.37	10.294	10:54:21.100	
19 - D1	34.103	41.878	30.510	173.3	1:46.491	152.86	3.239	10:56:07.591	
20 - D1	33.042	41.716	30.086	172.8	1:44.844	155.27	1.592	10:57:52.435	
21 - D1	32.818	41.627	29.986	173.3	1:44.431	155.88	1.179	10:59:36.866	
22 - D1	32.778	41.544	29.782	173.9	1:44.104	156.37	0.852	11:01:20.970	
23 - D1	32.574	41.173	29.840	172.8	1:43.587	(3) 157.15	0.335	11:03:04.557	
24 - D1	32.647	41.597	31.871	174.4	1:46.115	153.41	2.863	11:04:50.672	
25 - D1	32.672	41.205	29.985	174.1	1:43.862	156.73	0.610	11:06:34.534	
26 - D1	32.565	40.953	29.734	173.9	1:43.252	(1) 157.66		11:08:17.786	
27 - D1	32.736	42.045	IN PIT	234.2	3:27.752	P 78.35	1:44.500	11:11:45.538	
28 - D3	OUTLAP	45.349	32.001	173.0	2:04.143	131.13	20.891	11:13:49.681	
29 - D3	35.539	44.302	31.167	173.9	1:51.008	146.64	7.756	11:15:40.689	
30 - D3	33.300	42.478	30.481	174.4	1:46.259	153.20	3.007	11:17:26.948	
31 - D3	32.824	41.894	30.143	174.4	1:44.861	155.24	1.609	11:19:11.809	
32 - D3	32.582	41.877	30.093	173.0	1:44.552	155.70	1.300	11:20:56.361	
33 - D3	32.942	42.002	30.087	173.3	1:45.031	154.99	1.779	11:22:41.392	
34 - D3	32.720	41.742	30.195	174.1	1:44.657	155.54	1.405	11:24:26.049	
35 - D3	32.619	41.646	30.041	174.4	1:44.306	156.07	1.054	11:26:10.355	
36 - D3	32.662	42.440	30.045	174.1	1:45.147	154.82	1.895	11:27:55.502	
37 - D3	32.619	41.256	29.754	173.9	1:43.629	157.09	0.377	11:29:39.131	
38 - D3	34.019	43.685	IN PIT	231.2	18:30.868	P 14.65	16:47.616	11:48:09.999	
39 - D3	OUTLAP	48.868	37.196	149.3	2:13.263	122.15	30.011	11:50:23.262	
40 - D3	38.301	49.871	33.805	171.1	2:01.977	133.46	18.725	11:52:25.239	
41 - D3	36.951	45.248	32.909	154.7	1:55.108	141.42	11.856	11:54:20.347	
42 - D3	39.256	46.138	32.474	171.4	1:57.868	138.11	14.616	11:56:18.215	
43 - D3	33.158	43.012	30.585	172.8	1:46.755	152.49	3.503	11:58:04.970	
44 - D3	33.017	41.519	29.894	173.0	1:44.430	155.88	1.178	11:59:49.400	
45 - D3	32.636	41.087	29.536	173.9	1:43.259	(2) 157.65	0.007	12:01:32.659	

Weather / Track : Cloudy / Dry

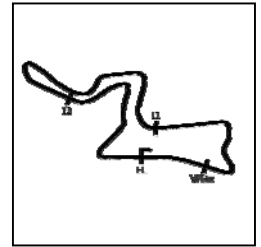
Kyalami Grand Prix Circuit

Circuit Length = 4.522 km

Start: 10:00 Flag 11:59 End: 12:03

# Kyalami 9 Hours

## PAID TEST SESSION 1 - SECTOR ANALYSIS



SECTOR 1 = FL to I1, SECTOR 2 = I1 to I2 SECTOR 3 = I2 to I3, SECTOR 4 = I3 to FL, DIFF = Difference To Personal Best Lap, P = Crossed Finish Line in Pit Lane, D = Time Disallowed

P11 30 Pro		Honda Team Motul		Honda NSX GT3 2019				
IDEAL LAP TIME : 1:43.228		BEST LAP TIME : 1:43.259		DIFFERENCE : 0.031				
D1: Marco BONANOMI		D2: Bertrand BAGUETTE		D3: Dane CAMERON				
LAP	SECTOR 1	SECTOR 2	SECTOR 3	SPEED TRAP	LAP TIME	KPH	DIFF	TIME OF DAY
1 - D1			IN PIT					10:01:08.190
2 - D3	OUTLAP		IN PIT	129.9	5:22.269	P 50.51	3:39.010	10:06:30.459
3 - D3	OUTLAP	45.512	31.870 174.1	108.2	2:05.472	129.74	22.213	10:08:35.931
4 - D3	34.414	43.147	30.730 175.3	234.2	1:48.291	150.32	5.032	10:10:24.222
5 - D3	33.350	42.816	30.194 175.0	236.8	1:46.360	153.05	3.101	10:12:10.582
6 - D3	33.149	42.853	30.417 175.0	235.8	1:46.419	152.97	3.160	10:13:57.001
7 - D3	33.062	43.312	30.509 175.3	236.8	1:46.883	152.30	3.624	10:15:43.884
8 - D3	33.672	42.835	30.692 175.3	<b>237.8</b>	1:47.199	151.85	3.940	10:17:31.083
9 - D3	35.982	43.523	IN PIT	237.3	4:30.035	P 60.28	2:46.776	10:22:01.118
10 - D3	OUTLAP	42.474	30.308 174.4	206.1	1:51.818	145.58	8.559	10:23:52.936
11 - D3	32.945	41.780	31.865 173.6	235.2	1:46.590	152.72	3.331	10:25:39.526
12 - D3	33.224	42.017	30.080 174.4	235.2	1:45.321	154.56	2.062	10:27:24.847
13 - D3	32.924	41.952	30.161 174.1	235.8	1:45.037	154.98	1.778	10:29:09.884
14 - D3	32.948	41.757	30.136 174.4	235.8	1:44.841	155.27	1.582	10:30:54.725
15 - D3	33.153	41.930	IN PIT	236.3	2:46.089	P 98.01	1:02.830	10:33:40.814
16 - D2	OUTLAP	43.431	31.714 173.3	206.8	1:54.207	142.54	10.948	10:35:35.021
17 - D2	33.358	42.478	30.374 173.0	235.2	1:46.210	153.27	2.951	10:37:21.231
18 - D2	33.076	42.120	30.338 173.6	234.7	1:45.534	154.25	2.275	10:39:06.765
19 - D2	33.020	42.261	30.294 174.1	234.7	1:45.575	154.19	2.316	10:40:52.340
20 - D2	32.835	42.149	30.114 173.3	235.2	1:45.098	154.89	1.839	10:42:37.438
21 - D2	32.885	41.764	30.088 173.9	234.7	1:44.737	155.42	1.478	10:44:22.175
22 - D2	32.809	41.920	30.249 175.3	235.2	1:44.978	155.07	1.719	10:46:07.153
23 - D2	33.040	42.501	IN PIT	236.8	5:12.504	P 52.09	3:29.245	10:51:19.657
24 - D2	OUTLAP	41.938	31.477 175.0	204.1	1:52.956	144.11	9.697	10:53:12.613
25 - D2	32.760	42.271	29.988 174.1	235.2	1:45.019	155.01	1.760	10:54:57.632
26 - D2	32.658	41.800	30.053 174.7	235.8	1:44.511	155.76	1.252	10:56:42.143
27 - D2	32.542	41.518	29.928 175.0	235.2	1:43.988	156.54	0.729	10:58:26.131
28 - D2	32.717	42.632	IN PIT	234.7	5:16.879	P 51.37	3:33.620	11:03:43.010
29 - D1	OUTLAP	47.254	32.846 174.7	200.0	2:01.145	134.37	17.886	11:05:44.155
30 - D1	33.765	43.577	30.802 174.4	235.2	1:48.144	150.53	4.885	11:07:32.299
31 - D1	33.390	42.785	30.943 173.6	235.8	1:47.118	151.97	3.859	11:09:19.417
32 - D1	33.063	42.496	30.447 175.0	234.7	1:46.006	153.56	2.747	11:11:05.423
33 - D1	32.916	42.027	30.191 174.1	234.7	1:45.134	154.84	1.875	11:12:50.557
34 - D1	32.837	41.865	30.259 175.0	234.7	1:44.961	155.09	1.702	11:14:35.518
35 - D1	32.769	41.723	30.264 <b>175.6</b>	235.2	1:44.756	155.40	1.497	11:16:20.274
36 - D1	32.721	41.910	30.297 175.3	236.3	1:44.928	155.14	1.669	11:18:05.202
37 - D1	32.919	42.893	IN PIT	235.8	4:05.320	P 66.35	2:22.061	11:22:10.522
38 - D1	OUTLAP	42.982	30.486 174.7	208.0	1:51.829	145.57	8.570	11:24:02.351
39 - D1	32.958	42.459	30.290 174.1	235.8	1:45.707	154.00	2.448	11:25:48.058
40 - D1	32.790	41.885	30.186 175.0	235.2	1:44.861	155.24	1.602	11:27:32.919
41 - D1	32.527	41.512	29.936 175.3	235.2	1:43.975	156.56	0.716	11:29:16.894
42 - D1	32.999	42.238	IN PIT	236.3	9:55.839	P 27.32	8:12.580	11:39:12.733
43 - D2	OUTLAP	49.498	IN PIT	205.3	10:22.276	P 26.16	8:39.017	11:49:35.009
44 - D2	OUTLAP	45.075	32.681 171.9	202.6	1:59.077	136.71	15.818	11:51:34.086
45 - D2	33.889	41.850	29.698 175.0	232.2	1:45.437	154.39	2.178	11:53:19.523
46 - D2	<b>32.272</b>	41.991	29.696 <b>175.6</b>	235.2	1:43.959	156.59	0.700	11:55:03.482
<b>47 - D2</b>	32.287	<b>41.326</b>	29.646 175.3	235.8	<b>1:43.259 (1)</b>	<b>157.65</b>		<b>11:56:46.741</b>
48 - D2	32.367	41.485	<b>29.630</b> 175.0	234.2	1:43.482 <b>(2)</b>	157.31	0.223	11:58:30.223
49 - D2	32.417	41.410	29.738 175.3	234.7	1:43.565 <b>(3)</b>	157.18	0.306	12:00:13.788

Weather / Track : Cloudy / Dry

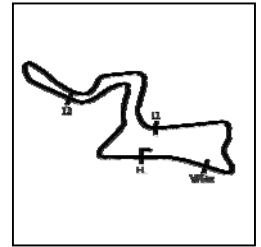
Kyalami Grand Prix Circuit

Circuit Length = 4.522 km

Start: 10:00 Flag 11:59 End: 12:03

# Kyalami 9 Hours

## PAID TEST SESSION 1 - SECTOR ANALYSIS



SECTOR 1 = FL to I1, SECTOR 2 = I1 to I2 SECTOR 3 = I2 to I3, SECTOR 4 = I3 to FL, DIFF = Difference To Personal Best Lap, P = Crossed Finish Line in Pit Lane, D = Time Disallowed

P12 34 Pro		Walkenhorst Motorsport			BMW M6 GT3				
IDEAL LAP TIME : 1:43.120		BEST LAP TIME : 1:43.276			DIFFERENCE : 0.156				
D1: Christian KROGNES		D2: Mikkel JENSEN		D3: Nicky CATSBURG					
LAP	SECTOR 1	SECTOR 2	SECTOR 3	SPEED TRAP	LAP TIME	KPH	DIFF	TIME OF DAY	
1 - D1			IN PIT					10:01:17.334	
2 - D1	OUTLAP		IN PIT	162.6	4:20.934	62.38	2:37.658	10:05:38.268	
3 - D1	OUTLAP	43.751	30.634	173.9	1:56.657	139.54	13.381	10:07:34.925	
4 - D1	33.613	42.018	30.265	173.3	234.7	1:45.896	2.620	10:09:20.821	
5 - D1	33.163	41.664	30.387	173.3	233.7	1:45.214	1.938	10:11:06.035	
6 - D1	33.120	41.605	30.227	173.0	235.2	1:44.952	1.676	10:12:50.987	
7 - D1	33.290	41.674	30.146	173.9	235.2	1:45.110	1.834	10:14:36.097	
8 - D1	33.100	41.617	29.961	173.6	235.8	1:44.678	1.402	10:16:20.775	
9 - D1	33.203	42.305	IN PIT	235.2	5:51.343	46.33	4:08.067	10:22:12.118	
10 - D1	OUTLAP	43.275	30.930	174.1	204.9	1:54.117	10.841	10:24:06.235	
11 - D1	32.863	41.474	30.229	173.6	234.2	1:44.566	1.290	10:25:50.801	
12 - D1	32.867	41.385	29.948	173.9	235.2	1:44.200	0.924	10:27:35.001	
13 - D1	32.733	41.418	29.850	174.7	235.8	1:44.001	0.725	10:29:19.002	
14 - D1	32.784	42.367	30.352	175.3	236.8	1:45.503	2.227	10:31:04.505	
15 - D1	32.832	41.505	29.934	174.4	236.8	1:44.271	0.995	10:32:48.776	
16 - D1	32.787	41.576	IN PIT	236.3	4:28.025	60.73	2:44.749	10:37:16.801	
17 - D2	OUTLAP	42.849	30.432	173.0	200.7	1:52.855	9.579	10:39:09.656	
18 - D2	33.468	41.948	30.288	173.3	235.2	1:45.704	2.428	10:40:55.360	
19 - D2	33.325	41.480	30.093	173.9	236.8	1:44.898	1.622	10:42:40.258	
20 - D2	33.010	41.576	30.215	174.1	236.8	1:44.801	1.525	10:44:25.059	
21 - D2	33.333	41.566	29.935	174.7	237.3	1:44.834	1.558	10:46:09.893	
22 - D2	32.776	42.184	30.453	175.0	236.8	1:45.413	2.137	10:47:55.306	
23 - D2	32.750	41.460	30.088	175.0	237.3	1:44.298	1.022	10:49:39.604	
24 - D2	32.763	41.232	29.745	174.4	237.3	1:43.740	0.464	10:51:23.344	
25 - D2	32.658	42.883	30.095	173.9	236.8	1:45.636	2.360	10:53:08.980	
26 - D2	32.831	41.338	29.735	173.9	237.3	1:43.904	0.628	10:54:52.884	
27 - D2	32.570	<b>41.127</b>	32.014	174.7	<b>238.4</b>	1:45.711	2.435	10:56:38.595	
28 - D2	32.499	41.132	29.704	<b>175.8</b>	237.8	1:43.335	(2) 0.059	10:58:21.930	
29 - D2	32.615	42.339	30.890	175.3	237.8	1:45.844	2.568	11:00:07.774	
30 - D2	32.946	41.927	IN PIT	237.8	3:51.527	70.31	2:08.251	11:03:59.301	
31 - D3	OUTLAP	43.287	30.480	173.6	167.4	1:54.591	142.06	11:05:53.892	
32 - D3	33.765	44.431	31.486	175.0	236.8	1:49.682	6.406	11:07:43.574	
33 - D3	33.230	42.157	30.063	174.1	237.3	1:45.450	2.174	11:09:29.024	
34 - D3	33.167	41.820	29.874	174.4	237.8	1:44.861	1.585	11:11:13.885	
35 - D3	33.852	41.772	30.258	175.0	237.3	1:45.882	2.606	11:12:59.767	
36 - D3	32.595	42.517	30.035	<b>175.8</b>	237.3	1:45.147	1.871	11:14:44.914	
37 - D3	32.593	42.187	29.722	175.3	237.8	1:44.502	1.226	11:16:29.416	
38 - D3	32.583	41.530	<b>29.575</b>	<b>175.8</b>	237.8	1:43.688	0.412	11:18:13.104	
39 - D3	32.735	41.472	IN PIT	<b>238.4</b>	3:41.588	73.46	1:58.312	11:21:54.692	
40 - D1	OUTLAP	43.148	30.536	175.6	207.6	1:53.862	10.586	11:23:48.554	
41 - D1	32.661	41.391	29.826	174.1	237.3	1:43.878	0.602	11:25:32.432	
42 - D1	32.537	41.304	29.769	<b>175.8</b>	237.8	1:43.610	(3) 0.334	11:27:16.042	
43 - D1	32.666	41.584	29.789	175.6	237.8	1:44.039	0.763	11:29:00.081	
44 - D1	32.465	41.460	IN PIT	<b>238.4</b>	7:04.963	38.30	5:21.687	11:36:05.044	
45 - D3	OUTLAP	44.662	30.666	175.3	167.1	1:59.561	136.15	11:38:04.605	
46 - D3	32.509	44.211	33.017	175.3	235.8	1:49.737	6.461	11:39:54.342	
47 - D3	34.353	1:04.595	IN PIT	237.3	8:22.345	32.40	6:39.069	11:48:16.687	
48 - D3	OUTLAP	43.143	35.320	174.1	180.3	2:00.440	135.16	11:50:17.127	
49 - D3	32.740	41.307	29.819	174.1	236.3	1:43.866	0.590	11:52:00.993	
50 - D3	32.450	41.146	29.680	175.3	236.8	<b>1:43.276</b>	(1) <b>157.62</b>	<b>11:53:44.269</b>	
51 - D3	32.533	44.415	31.903	175.0	<b>238.4</b>	1:48.851	5.575	11:55:33.120	
52 - D3	<b>32.418</b>	41.768	29.873	173.9	236.8	1:44.059	0.783	11:57:17.179	

Weather / Track : Cloudy / Dry

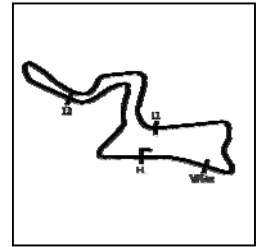
Kyalami Grand Prix Circuit

Circuit Length = 4.522 km

Start: 10:00 Flag 11:59 End: 12:03

# Kyalami 9 Hours

## PAID TEST SESSION 1 - SECTOR ANALYSIS



SECTOR 1 = FL to I1, SECTOR 2 = I1 to I2 SECTOR 3 = I2 to I3, SECTOR 4 = I3 to FL, DIFF = Difference To Personal Best Lap, P = Crossed Finish Line in Pit Lane, D = Time Disallowed

P13 42 Pro		BMW Team Schnitzer		BMW M6 GT3					
IDEAL LAP TIME : 1:43.149		BEST LAP TIME : 1:43.321		DIFFERENCE : 0.172					
D1: Martin TOMCZYK		D2: Sheldon VAN DER LINDE		D3: Augusto FARFUS					
LAP	SECTOR 1	SECTOR 2	SECTOR 3	SPEED TRAP	LAP TIME	KPH	DIFF	TIME OF DAY	
1 - D1			IN PIT					10:00:21.108	
2 - D2	OUTLAP	50.767	33.473	166.6	145.3	2:12.417	122.93	29.096	
3 - D2	34.465	43.009	30.942	174.7	229.7	1:48.416	150.15	5.095	
4 - D2	33.214	41.341	29.968	174.7	235.8	1:44.523	155.74	1.202	
5 - D2	32.848	41.060	30.129	174.4	236.8	1:44.037	156.47	0.716	
6 - D2	32.857	41.375	30.147	174.7	236.3	1:44.379	155.96	1.058	
7 - D2	32.840	41.301	30.145	174.4	236.8	1:44.286	156.10	0.965	
8 - D2	32.864	41.184	30.072	173.9	235.8	1:44.120	156.35	0.799	
9 - D2	33.049	41.606	30.252	173.9	236.3	1:44.907	155.17	1.586	
10 - D2	32.941	41.511	30.107	174.1	236.3	1:44.559	155.69	1.238	
11 - D2	33.397	43.233	IN PIT	237.3	4:11.219	P	64.80	2:27.898	
12 - D2	OUTLAP	43.126	30.974	174.7	169.8	1:54.965	141.60	11.644	
13 - D2	32.948	41.649	30.075	174.1	235.8	1:44.672	155.52	1.351	
14 - D2	32.751	41.440	30.020	174.1	235.8	1:44.211	156.21	0.890	
15 - D2	32.906	41.867	30.912	175.8	236.3	1:45.685	154.03	2.364	
16 - D2	32.793	41.515	30.138	174.7	236.8	1:44.446	155.86	1.125	
17 - D2	32.781	41.432	29.991	174.4	236.8	1:44.204	156.22	0.883	
18 - D2	32.817	41.521	30.726	168.7	237.8	1:45.064	154.94	1.743	
19 - D2	33.190	41.398	30.033	174.1	235.8	1:44.621	155.60	1.300	
20 - D2	33.078	43.078	IN PIT	237.8	3:09.594	P	85.86	1:26.273	
21 - D1	OUTLAP	44.164	30.974	173.3	197.4	1:56.709	139.48	13.388	
22 - D1	33.459	42.994	31.170	172.2	234.2	1:47.623	151.26	4.302	
23 - D1	33.300	42.318	31.170	171.9	234.2	1:46.788	152.44	3.467	
24 - D1	33.315	42.260	30.427	174.1	234.7	1:46.002	153.57	2.681	
25 - D1	33.146	42.044	30.248	172.5	234.7	1:45.438	154.39	2.117	
26 - D1	33.254	42.057	30.309	172.8	235.2	1:45.620	154.12	2.299	
27 - D1	33.012	42.080	29.954	173.6	235.8	1:45.046	154.97	1.725	
28 - D1	32.972	41.872	30.059	172.5	235.2	1:44.903	155.18	1.582	
29 - D1	33.013	41.881	31.616	173.0	235.8	1:46.510	152.84	3.189	
30 - D1	32.889	41.854	30.099	173.0	235.8	1:44.842	155.27	1.521	
31 - D1	33.070	41.713	30.039	172.8	235.2	1:44.822	155.30	1.501	
32 - D1	32.909	41.759	29.921	173.9	235.2	1:44.589	155.64	1.268	
33 - D1	32.844	41.998	29.971	172.8	235.2	1:44.813	155.31	1.492	
34 - D1	32.847	42.017	30.119	174.1	235.8	1:44.983	155.06	1.662	
35 - D1	33.466	43.863	IN PIT	235.2	3:42.517	P	73.15	1:59.196	
36 - D1	OUTLAP	47.933	31.674	171.9	194.5	2:03.089	132.25	19.768	
37 - D1	33.657	42.460	30.018	174.4	233.7	1:46.135	153.38	2.814	
38 - D1	32.701	41.489	29.717	173.9	234.7	1:43.907	156.67	0.586	
39 - D1	32.594	41.560	30.169	173.0	235.2	1:44.323	156.04	1.002	
40 - D1	33.958	42.052	30.009	173.9	234.7	1:46.019	153.54	2.698	
41 - D1	32.666	41.631	29.802	173.9	236.3	1:44.099	156.38	0.778	
42 - D1	32.758	41.440	29.964	174.1	236.3	1:44.162	156.28	0.841	
43 - D1	32.686	41.429	29.936	173.9	237.3	1:44.051	156.45	0.730	
44 - D1	32.836	41.558	29.903	173.9	236.8	1:44.297	156.08	0.976	
45 - D1	32.956	43.079	IN PIT	236.3	3:07.078	P	87.01	1:23.757	
46 - D3	OUTLAP	44.113	31.042	172.5	197.4	1:57.023	139.11	13.702	
47 - D3	33.360	46.363	30.263	173.9	234.7	1:49.986	148.01	6.665	
48 - D3	33.061	42.182	30.213	173.0	235.8	1:45.456	154.36	2.135	
49 - D3	32.927	42.170	30.550	172.8	235.8	1:45.647	154.09	2.326	
50 - D3	33.064	42.036	30.096	173.3	236.3	1:45.196	154.75	1.875	
51 - D3	32.864	42.318	29.907	174.4	236.8	1:45.089	154.90	1.768	
52 - D3	32.938	41.738	29.779	173.9	236.3	1:44.455	155.84	1.134	
53 - D3	32.821	41.726	29.927	173.3	237.3	1:44.474	155.82	1.153	
54 - D3	32.828	1:04.189	IN PIT	236.3	8:14.398	P	32.92	6:31.077	
55 - D3	OUTLAP	42.406	34.079	173.3	173.6	1:58.000	137.95	14.679	
56 - D3	32.761	41.664	30.219	171.9	236.3	1:44.644	155.56	1.323	
57 - D3	33.068	41.577	IN PIT	236.3	2:27.575	P	110.31	44.254	
58 - D3	OUTLAP	46.089	33.384	170.3	158.3	2:02.611	132.77	19.290	
59 - D3	34.552	44.340	30.406	174.4	229.7	1:49.298	148.94	5.977	
60 - D3	32.475	41.160	29.713	172.8	235.2	1:43.348	157.51	0.027	

Weather / Track : Cloudy / Dry

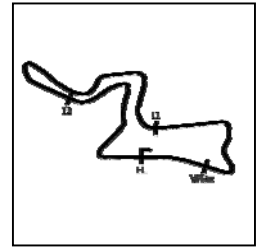
Kyalami Grand Prix Circuit

Circuit Length = 4.522 km

Start: 10:00 Flag 11:59 End: 12:03

# Kyalami 9 Hours

## PAID TEST SESSION 1 - SECTOR ANALYSIS



SECTOR 1 = FL to I1, SECTOR 2 = I1 to I2 SECTOR 3 = I2 to I3, SECTOR 4 = I3 to FL, DIFF = Difference To Personal Best Lap, P = Crossed Finish Line in Pit Lane, D = Time Disallowed  
 61 - D3 32.647 41.021 29.653 172.8 235.2 1:43.321 (1) 157.55 12:01:40.319

P14 108 Pro		Bentley Team M-Sport			Bentley Continental GT3				
IDEAL LAP TIME : 1:43.283		BEST LAP TIME : 1:43.385			DIFFERENCE : 0.102				
D1: Rodrigo BAPTISTA		D2: Andy SOUCEK		D3: Steven KANE					
LAP	SECTOR 1	SECTOR 2	SECTOR 3	SPEED TRAP	LAP TIME	KPH	DIFF	TIME OF DAY	
1 - D1			IN PIT				P	10:00:19.258	
2 - D2	OUTLAP	49.914	32.912	175.0	144.7	2:10.228	125.00	26.843	10:02:29.486
3 - D2	36.105	46.540	IN PIT		227.8	5:07.898	P 52.87	3:24.513	10:07:37.384
4 - D2	OUTLAP	45.550	31.132	177.0	139.5	2:08.356	126.82	24.971	10:09:45.740
5 - D2	33.307	42.004	30.162	177.0	237.3	1:45.473	154.34	2.088	10:11:31.213
6 - D2	33.236	41.706	29.595	177.9	238.4	1:44.537	155.72	1.152	10:13:15.750
7 - D2	32.572	41.738	29.792	177.6	238.4	1:44.102	156.37	0.717	10:14:59.852
8 - D2	32.671	41.537	29.715	177.6	238.9	1:43.923	156.64	0.538	10:16:43.775
9 - D2	32.849	41.296	29.603	177.3	238.4	1:43.748	(3) 156.91	0.363	10:18:27.523
10 - D2	34.261	43.034	IN PIT		238.4	5:51.526	P 46.31	4:08.141	10:24:19.049
11 - D1	OUTLAP	46.227	32.236	172.8	196.7	2:00.338	135.27	16.953	10:26:19.387
12 - D1	35.709	43.602	30.838	174.1	234.7	1:50.149	147.79	6.764	10:28:09.536
13 - D1	33.540	42.691	30.407	175.6	236.3	1:46.638	152.65	3.253	10:29:56.174
14 - D1	33.374	42.309	30.212	175.6	236.8	1:45.895	153.72	2.510	10:31:42.069
15 - D1	33.126	41.925	30.421	175.3	237.3	1:45.472	154.34	2.087	10:33:27.541
16 - D1	33.443	41.963	30.113	175.3	238.4	1:45.519	154.27	2.134	10:35:13.060
17 - D1	33.117	41.948	IN PIT		236.8	4:02.147	P 67.22	2:18.762	10:39:15.207
18 - D3	OUTLAP	46.184	31.603	173.9	164.8	1:59.911	135.76	16.526	10:41:15.118
19 - D3	33.685	43.370	30.785	175.0	234.7	1:47.840	150.95	4.455	10:43:02.958
20 - D3	33.008	43.288	30.330	174.4	235.2	1:46.626	152.67	3.241	10:44:49.584
21 - D3	33.133	42.285	30.279	175.6	235.8	1:45.697	154.01	2.312	10:46:35.281
22 - D3	32.795	41.689	30.209	175.0	236.8	1:44.693	155.49	1.308	10:48:19.974
23 - D3	32.855	44.116	30.726	172.8	236.8	1:47.697	151.15	4.312	10:50:07.671
24 - D3	32.887	41.944	29.893	175.6	235.8	1:44.724	155.44	1.339	10:51:52.395
25 - D3	32.817	41.893	IN PIT		236.8	8:24.784	P 32.24	6:41.399	11:00:17.179
26 - D2	OUTLAP	41.895	29.941	176.4	181.2	1:53.714	143.15	10.329	11:02:10.893
27 - D2	32.683	41.368	29.716	177.0	236.8	1:43.767	156.88	0.382	11:03:54.660
28 - D2	32.483	42.963	31.192	176.1	237.3	1:46.638	152.65	3.253	11:05:41.298
29 - D2	32.470	41.273	29.642	177.0	236.3	1:43.385	(1) 157.46		11:07:24.683
30 - D2	32.445	41.401	32.308	177.3	236.8	1:46.154	153.35	2.769	11:09:10.837
31 - D2	32.415	41.383	29.741	177.0	237.8	1:43.539	(2) 157.22	0.154	11:10:54.376
32 - D2	32.789	42.250	IN PIT		237.3	6:33.230	P 41.39	4:49.845	11:17:27.606
33 - D1	OUTLAP	42.861	30.622	175.3	201.4	1:55.359	141.11	11.974	11:19:22.965
34 - D1	33.225	41.984	29.942	176.1	237.3	1:45.151	154.81	1.766	11:21:08.116
35 - D1	33.020	41.586	30.063	175.8	237.3	1:44.669	155.53	1.284	11:22:52.785
36 - D1	32.646	41.520	29.672	175.8	236.8	1:43.838	156.77	0.453	11:24:36.623
37 - D1	32.943	41.851	33.695	175.8	237.3	1:48.489	150.05	5.104	11:26:25.112
38 - D1	32.787	41.596	29.917	176.4	237.8	1:44.300	156.08	0.915	11:28:09.412
39 - D1	32.878	41.893	IN PIT		238.4	5:48.185	P 46.75	4:04.800	11:33:57.597
40 - D3	OUTLAP	42.383	30.484	176.7	205.7	1:53.516	143.40	10.131	11:35:51.113
41 - D3	32.809	41.621	29.959	177.0	237.3	1:44.389	155.94	1.004	11:37:35.502
42 - D3	32.597	41.724	29.803	176.4	237.3	1:44.124	156.34	0.739	11:39:19.626
43 - D3	34.220	43.374	IN PIT		236.8	9:15.752	P 29.29	7:32.367	11:48:35.378
44 - D3	OUTLAP	43.234	31.199	176.4	202.6	1:55.026	141.52	11.641	11:50:30.404
45 - D3	32.701	43.191	29.864	177.3	236.3	1:45.756	153.93	2.371	11:52:16.160
46 - D3	34.215	41.701	IN PIT		236.8	2:56.282	P 92.34	1:12.897	11:55:12.442
47 - D1	OUTLAP	42.808	30.664	176.7	194.2	1:55.848	140.52	12.463	11:57:08.290
48 - D1	32.873	41.628	29.693	175.6	236.8	1:44.194	156.23	0.809	11:58:52.484
49 - D1	32.796	41.740	29.877	175.8	237.8	1:44.413	155.91	1.028	12:00:36.897

Weather / Track : Cloudy / Dry

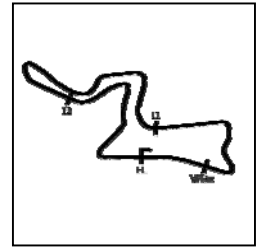
Kyalami Grand Prix Circuit

Circuit Length = 4.522 km

Start: 10:00 Flag 11:59 End: 12:03

# Kyalami 9 Hours

## PAID TEST SESSION 1 - SECTOR ANALYSIS



SECTOR 1 = FL to I1, SECTOR 2 = I1 to I2 SECTOR 3 = I2 to I3, SECTOR 4 = I3 to FL, DIFF = Difference To Personal Best Lap, P = Crossed Finish Line in Pit Lane, D = Time Disallowed

P15 22 Silver		WTM Racing powered by Rinaldi			Ferrari 488 GT3				
IDEAL LAP TIME : 1:43.466		BEST LAP TIME : 1:43.469			DIFFERENCE : 0.003				
D1: Leonard WEISS		D2: Jochen KRUMBACH		D3: David PEREL					
LAP	SECTOR 1	SECTOR 2	SECTOR 3	SPEED TRAP	LAP TIME	KPH	DIFF	TIME OF DAY	
1 - D1			IN PIT					10:00:24.024	
2 - D2	OUTLAP	58.818	39.020	150.8	94.3	2:38.502	102.70	10:03:02.526	
3 - D2	40.308	49.190	34.512	168.7	177.9	2:04.010	131.27	10:05:06.536	
4 - D2	39.570	51.114	IN PIT		153.8	6:25.125	P 42.26	10:11:31.661	
5 - D2	OUTLAP	51.160	35.553	147.3	130.7	2:16.129	119.58	10:13:47.790	
6 - D2	38.675	48.343	31.367	169.0	192.8	1:58.385	137.51	10:15:46.175	
7 - D2	35.046	46.543	IN PIT		229.2	4:24.048	P 61.65	10:20:10.223	
8 - D2	OUTLAP	43.435	30.738	169.8	201.1	1:59.584	136.13	10:22:09.807	
9 - D2	33.808	42.565	30.962	168.4	228.8	1:47.335	151.66	10:23:57.142	
10 - D2	35.086	42.359	30.374	170.0	227.8	1:47.819	150.98	10:25:44.961	
11 - D2	33.307	42.326	30.424	170.3	230.2	1:46.057	153.49	10:27:31.018	
12 - D2	33.292	42.434	30.764	170.8	230.2	1:46.490	152.87	10:29:17.508	
13 - D2	33.575	43.561	30.525	171.1	230.7	1:47.661	151.20	10:31:05.169	
14 - D2	33.248	42.186	30.309	171.4	231.7	1:45.743	153.95	10:32:50.912	
15 - D2	33.426	42.306	IN PIT		231.2	7:57.778	P 34.07	10:40:48.690	
16 - D2	OUTLAP	43.878	30.225	170.8	202.6	1:56.178	140.12	10:42:44.868	
17 - D2	33.397	42.389	30.223	172.2	230.7	1:46.009	153.56	10:44:30.877	
18 - D2	33.414	42.444	30.883	171.4	232.7	1:46.741	152.51	10:46:17.618	
19 - D2	33.423	42.268	30.222	171.4	231.2	1:45.913	153.70	10:48:03.531	
20 - D2	33.385	42.453	30.049	171.7	231.7	1:45.887	153.74	10:49:49.418	
21 - D2	33.347	42.221	30.515	171.4	231.7	1:46.083	153.45	10:51:35.501	
22 - D2	33.596	42.404	IN PIT		232.7	3:26.019	P 79.01	10:55:01.520	
23 - D3	OUTLAP	44.778	31.224	172.2	199.6	1:56.254	140.03	10:56:57.774	
24 - D3	33.537	42.055	31.002	171.1	231.7	1:46.594	152.72	10:58:44.368	
25 - D3	34.166	42.328	30.589	170.6	215.1	1:47.083	152.02	11:00:31.451	
26 - D3	33.236	42.098	30.172	171.4	231.2	1:45.506	154.29	11:02:16.957	
27 - D3	33.108	41.775	30.280	171.7	230.2	1:45.163	154.79	11:04:02.120	
28 - D3	33.196	41.863	IN PIT		231.7	7:57.333	P 34.10	11:11:59.453	
29 - D3	OUTLAP	42.254	30.276	171.7	199.6	1:53.581	143.32	11:13:53.034	
30 - D3	32.995	42.565	30.127	171.1	230.7	1:45.687	154.03	11:15:38.721	
31 - D3	33.146	42.777	30.084	172.5	231.2	1:46.007	153.56	11:17:24.728	
32 - D3	33.004	41.874	30.054	171.4	231.7	1:44.932	(3) 155.14	11:19:09.660	
33 - D3	32.998	41.678	IN PIT		231.7	4:16.877	P 63.37	11:23:26.537	
34 - D3	OUTLAP	44.552	31.024	172.5	178.5	1:57.088	139.03	11:25:23.625	
35 - D3	33.162	41.724	<b>29.777</b>	<b>172.8</b>	230.2	1:44.663	(2) 155.53	11:27:08.288	
<b>36 - D3</b>	<b>32.572</b>	<b>41.117</b>	29.780	172.5	231.7	<b>1:43.469</b>	(1) <b>157.33</b>	<b>11:28:51.757</b>	
37 - D3	32.680	41.506	IN PIT		231.2	4:07.888	P 65.67	11:32:59.645	
38 - D1	OUTLAP	45.685	33.120	172.5	205.3	1:59.569	136.14	11:34:59.214	
39 - D1	34.454	44.659	31.711	<b>172.8</b>	<b>233.2</b>	1:50.824	146.89	11:36:50.038	
40 - D1	34.082	43.316	31.597	172.2	232.2	1:48.995	149.35	11:38:39.033	
41 - D1	33.918	43.040	31.041	172.5	232.2	1:47.999	150.73	11:40:27.032	
42 - D1	44.652	1:19.289	IN PIT		232.2	8:00.946	P 33.84	11:48:27.978	
43 - D1	OUTLAP	45.118	31.997	171.4	150.2	2:00.161	135.47	11:50:28.139	
44 - D1	34.266	44.361	31.119	171.4	230.2	1:49.746	148.33	11:52:17.885	
45 - D1	33.823	43.387	30.660	171.9	231.7	1:47.870	150.91	11:54:05.755	
46 - D1	33.590	43.311	30.868	171.4	231.2	1:47.769	151.05	11:55:53.524	
47 - D1	34.721	42.793	30.542	172.2	230.7	1:48.056	150.65	11:57:41.580	
48 - D1	33.556	42.561	30.400	172.5	231.2	1:46.517	152.83	11:59:28.097	
49 - D1	33.308	42.639	30.451	172.2	232.7	1:46.398	153.00	12:01:14.495	

Weather / Track : Cloudy / Dry

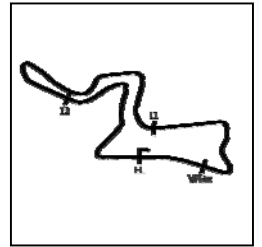
Kyalami Grand Prix Circuit

Circuit Length = 4.522 km

Start: 10:00 Flag 11:59 End: 12:03

# Kyalami 9 Hours

## PAID TEST SESSION 1 - SECTOR ANALYSIS



SECTOR 1 = FL to I1, SECTOR 2 = I1 to I2 SECTOR 3 = I2 to I3, SECTOR 4 = I3 to FL, DIFF = Difference To Personal Best Lap, P = Crossed Finish Line in Pit Lane, D = Time Disallowed

P16 43 ProAm Strakka Racing			Mercedes-AMG GT3					
IDEAL LAP TIME : 1:43.490		BEST LAP TIME : 1:43.490		DIFFERENCE : 0.000				
D1: Christina NIELSEN		D2: Adrian Henry D'SLIVA		D3: Dominik BAUMANN				
LAP	SECTOR 1	SECTOR 2	SECTOR 3	SPEED TRAP	LAP TIME	KPH	DIFF	TIME OF DAY
1 - D1			IN PIT				<b>P</b>	10:01:28.128
2 - D3	OUTLAP	54.608	35.556	170.0	124.4	2:22.986	113.85	39.496
3 - D3	36.553	45.612	31.628	173.3	201.8	1:53.793	143.05	10.303
4 - D3	34.127	42.959	30.543	173.3	231.2	1:47.629	151.25	4.139
5 - D3	33.649	42.595	29.968	174.1	232.2	1:46.212	153.27	2.722
6 - D3	32.913	41.583	29.912	175.3	232.7	1:44.408	155.91	0.918
7 - D3	33.205	46.552	34.473	<b>175.6</b>	234.2	1:54.230	142.51	10.740
8 - D3	32.754	41.323	29.724	175.3	233.7	1:43.801	156.83	0.311
<b>9 - D3</b>	<b>32.688</b>	<b>41.094</b>	<b>29.708</b>	175.3	233.7	<b>1:43.490 (1)</b>	<b>157.30</b>	
10 - D3	32.828	41.852	IN PIT		<b>234.7</b>	10:42.748	<b>P</b> 25.32	8:59.258
11 - D3	OUTLAP	42.852	30.033	173.6	133.4	1:56.357	139.90	12.867
12 - D3	32.706	41.607	<b>29.708</b>	174.4	232.2	1:44.021	156.49	0.531
13 - D3	32.704	41.444	29.784	175.0	233.7	1:43.932	<b>(3)</b> 156.63	0.442
14 - D3	32.754	41.606	29.952	174.4	233.2	1:44.312	156.06	0.822
15 - D3	33.023	41.971	IN PIT		233.7	6:27.186	<b>P</b> 42.04	4:43.696
16 - D1	OUTLAP	47.693	34.798	171.9	137.7	2:13.825	121.64	30.335
17 - D1	35.447	47.622	32.940	171.4	230.7	1:56.009	140.32	12.519
18 - D1	35.023	45.767	33.246	170.8	231.7	1:54.036	142.75	10.546
19 - D1	34.982	44.375	31.401	172.5	216.4	1:50.758	146.97	7.268
20 - D1	34.559	45.063	31.130	171.7	232.2	1:50.752	146.98	7.262
21 - D1	34.028	43.557	31.139	171.7	231.7	1:48.724	149.72	5.234
22 - D1	33.912	43.717	IN PIT		232.7	4:01.944	<b>P</b> 67.28	2:18.454
23 - D1	OUTLAP	43.986	31.335	170.6	206.1	1:55.137	141.38	11.647
24 - D1	34.111	43.084	30.698	171.9	230.2	1:47.893	150.88	4.403
25 - D1	33.830	43.325	31.055	172.2	231.7	1:48.210	150.44	4.720
26 - D1	33.374	42.861	30.583	172.5	231.7	1:46.818	152.40	3.328
27 - D1	33.367	42.572	30.185	173.0	231.7	1:46.124	153.39	2.634
28 - D1	33.264	42.400	30.048	173.6	232.2	1:45.712	153.99	2.222
29 - D1	33.179	42.399	30.323	172.5	232.2	1:45.901	153.72	2.411
30 - D1	36.913	46.678	IN PIT		232.2	4:56.246	<b>P</b> 54.95	3:12.756
31 - D2	OUTLAP	55.984	37.590	169.2	145.3	2:26.750	110.93	43.260
32 - D2	37.782	46.371	34.651	172.2	224.5	1:58.804	137.02	15.314
33 - D2	35.349	45.114	33.392	171.4	231.2	1:53.855	142.98	10.365
34 - D2	34.668	45.690	35.562	170.6	231.2	1:55.920	140.43	12.430
35 - D2	34.932	45.407	32.766	170.8	230.7	1:53.105	143.92	9.615
36 - D2	34.185	44.998	32.274	168.7	230.7	1:51.457	146.05	7.967
37 - D2	37.013	46.497	31.980	172.8	230.7	1:55.490	140.95	12.000
38 - D2	35.094	44.001	32.510	169.0	228.3	1:51.605	145.86	8.115
39 - D2	34.185	43.894	32.001	171.9	230.7	1:50.080	147.88	6.590
40 - D2	34.237	45.627	31.606	172.5	231.2	1:51.470	146.04	7.980
41 - D2	35.065	44.037	32.270	170.0	194.5	1:51.372	146.16	7.882
42 - D2	33.717	43.106	31.072	172.5	231.7	1:47.895	150.88	4.405
43 - D2	33.745	42.985	31.462	171.9	231.7	1:48.192	150.46	4.702

Weather / Track : Cloudy / Dry

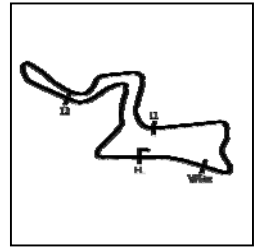
Kyalami Grand Prix Circuit

Circuit Length = 4.522 km

Start: 10:00 Flag 11:59 End: 12:03

# Kyalami 9 Hours

## PAID TEST SESSION 1 - SECTOR ANALYSIS



SECTOR 1 = FL to I1, SECTOR 2 = I1 to I2 SECTOR 3 = I2 to I3, SECTOR 4 = I3 to FL, DIFF = Difference To Personal Best Lap, P = Crossed Finish Line in Pit Lane, D = Time Disallowed

P17 25 Pro		Audi Sport Team WRT			Audi R8 LMS GT3 2019				
IDEAL LAP TIME : 1:43.275		BEST LAP TIME : 1:43.512			DIFFERENCE : 0.237				
D1: Dries VANTHOOR		D2: Kelvin VAN DER LINDE		D3: Frederic VERVISCH					
LAP	SECTOR 1	SECTOR 2	SECTOR 3	SPEED TRAP	LAP TIME	KPH	DIFF	TIME OF DAY	
1 - D1			IN PIT					10:00:28.315	
2 - D2	OUTLAP	46.193	IN PIT	99.6	2:20.780	115.63	37.268	10:02:49.095	
3 - D2	OUTLAP	42.945	30.551	170.6	138.6	2:02.078	133.35	10:04:51.173	
4 - D2	33.329	42.494	30.398	171.9	230.2	1:46.221	2.709	10:06:37.394	
5 - D2	33.203	41.739	30.093	171.7	230.2	1:45.035	1.523	10:08:22.429	
6 - D2	33.597	41.344	32.468	172.5	231.7	1:47.409	3.897	10:10:09.838	
7 - D2	33.082	41.306	29.839	172.2	231.2	1:44.227	0.715	10:11:54.065	
8 - D2	32.895	41.277	29.823	172.2	231.2	1:43.995	0.483	10:13:38.060	
9 - D2	32.953	41.309	29.876	171.4	230.7	1:44.138	0.626	10:15:22.198	
10 - D2	32.965	41.289	29.884	171.7	231.2	1:44.138	0.626	10:17:06.336	
11 - D2	33.048	41.490	IN PIT	230.7	4:51.139	55.91	3:07.627	10:21:57.475	
12 - D2	OUTLAP	41.496	29.968	171.1	200.3	1:50.291	6.779	10:23:47.766	
13 - D2	32.913	41.374	29.820	171.9	229.7	1:44.107	0.595	10:25:31.873	
14 - D2	32.952	41.208	29.953	171.9	230.7	1:44.113	0.601	10:27:15.986	
15 - D2	32.826	<b>41.080</b>	29.727	171.7	230.7	1:43.633	0.121	10:28:59.619	
16 - D2	32.979	42.176	IN PIT	230.7	4:49.049	56.31	3:05.537	10:33:48.668	
17 - D1	OUTLAP	42.876	30.696	171.1	202.2	1:53.899	10.387	10:35:42.567	
18 - D1	33.705	42.086	30.793	171.1	230.7	1:46.584	3.072	10:37:29.151	
19 - D1	33.079	41.841	30.065	171.9	231.2	1:44.985	1.473	10:39:14.136	
20 - D1	32.992	41.454	29.869	171.1	231.2	1:44.315	0.803	10:40:58.451	
21 - D1	33.095	42.002	30.043	170.8	231.2	1:45.140	1.628	10:42:43.591	
22 - D1	33.625	41.602	30.003	171.7	231.7	1:45.230	1.718	10:44:28.821	
23 - D1	32.878	41.580	29.724	172.8	230.7	1:44.182	0.670	10:46:13.003	
24 - D1	32.692	41.300	29.644	171.4	231.7	1:43.636	0.124	10:47:56.639	
25 - D1	32.902	41.321	34.958	170.6	231.7	1:49.181	5.669	10:49:45.820	
26 - D1	32.802	41.083	29.627	171.9	230.7	<b>1:43.512</b>	<b>157.26</b>	<b>10:51:29.332</b>	
27 - D1	32.773	41.809	31.902	172.5	<b>232.7</b>	1:46.484	2.972	10:53:15.816	
28 - D1	<b>32.671</b>	41.533	30.237	171.4	231.2	1:44.441	0.929	10:55:00.257	
29 - D1	33.199	41.147	IN PIT	231.7	8:40.722	31.26	6:57.210	11:03:40.979	
30 - D3	OUTLAP	43.843	30.933	171.1	201.4	1:54.209	10.697	11:05:35.188	
31 - D3	33.126	42.727	30.514	171.4	229.7	1:46.367	2.855	11:07:21.555	
32 - D3	33.121	41.658	30.155	171.4	230.2	1:44.934	1.422	11:09:06.489	
33 - D3	33.066	41.883	30.008	171.4	230.2	1:44.957	1.445	11:10:51.446	
34 - D3	32.814	41.511	29.899	171.4	230.2	1:44.224	0.712	11:12:35.670	
35 - D3	32.965	41.624	29.973	171.4	230.7	1:44.562	1.050	11:14:20.232	
36 - D3	33.017	41.574	29.685	171.4	230.7	1:44.276	0.764	11:16:04.508	
37 - D3	33.245	41.795	29.837	<b>173.0</b>	230.7	1:44.877	1.365	11:17:49.385	
38 - D3	32.756	41.514	29.832	171.9	231.7	1:44.102	0.590	11:19:33.487	
39 - D3	32.984	41.278	<b>29.524</b>	172.2	231.7	1:43.786	0.274	11:21:17.273	
40 - D3	32.732	41.602	29.869	172.5	231.7	1:44.203	0.691	11:23:01.476	
41 - D3	32.736	41.334	30.319	171.9	231.2	1:44.389	0.877	11:24:45.865	
42 - D3	32.830	41.603	IN PIT	230.7	12:39.514	21.43	10:56.002	11:37:25.379	
43 - D3	OUTLAP	45.628	31.101	169.8	197.8	1:56.957	13.445	11:39:22.336	
44 - D3	33.837	42.105	IN PIT	228.8	8:50.696	30.67	7:07.184	11:48:13.032	
45 - D3	OUTLAP	42.432	34.703	170.6	194.5	1:59.004	15.492	11:50:12.036	
46 - D3	32.837	41.228	29.791	170.6	228.3	1:43.856	0.344	11:51:55.892	
47 - D3	32.800	41.552	29.690	169.8	229.7	1:44.042	0.530	11:53:39.934	
48 - D3	32.787	41.991	29.975	169.8	229.2	1:44.753	1.241	11:55:24.687	
49 - D3	32.920	41.623	30.753	169.8	228.3	1:45.296	1.784	11:57:09.983	
50 - D3	33.093	41.616	30.562	170.6	228.3	1:45.271	1.759	11:58:55.254	
51 - D3	32.942	41.429	30.282	169.5	228.8	1:44.653	1.141	12:00:39.907	

Weather / Track : Cloudy / Dry

Kyalami Grand Prix Circuit

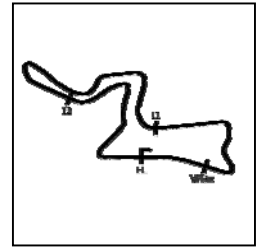
Circuit Length = 4.522 km

Start: 10:00 Flag 11:59 End: 12:03



# Kyalami 9 Hours

## PAID TEST SESSION 1 - SECTOR ANALYSIS



SECTOR 1 = FL to I1, SECTOR 2 = I1 to I2 SECTOR 3 = I2 to I3, SECTOR 4 = I3 to FL, DIFF = Difference To Personal Best Lap, P = Crossed Finish Line in Pit Lane, D = Time Disallowed

P18 107 Pro		Bentley Team M-Sport			Bentley Continental GT3				
IDEAL LAP TIME : 1:43.354		BEST LAP TIME : 1:43.606			DIFFERENCE : 0.252				
D1: Jules GOUNON		D2: Maxime SOULET			D3: Jordan PEPPER				
LAP	SECTOR 1	SECTOR 2	SECTOR 3	SPEED TRAP	LAP TIME	KPH	DIFF	TIME OF DAY	
1 - D1			IN PIT					10:00:31.320	
2 - D3	OUTLAP	46.421	32.494	171.7	97.0	2:08.522	126.66	24.916	
3 - D3	34.206	42.870	30.474	174.1	232.2	1:47.550	151.36	3.944	
4 - D3	33.243	48.278	IN PIT		234.7	20:06.890	P 13.48	18:23.284	
5 - D3	OUTLAP	44.243	34.928	174.4	183.6	2:02.711	132.66	19.105	
6 - D3	32.852	41.527	<b>29.535</b>	175.3	233.7	1:43.914	156.66	0.308	
7 - D3	32.778	41.303	30.005	173.9	235.2	1:44.086	156.40	0.480	
8 - D3	32.778	41.347	29.606	175.8	234.7	1:43.731	156.93	0.125	
9 - D3	32.764	41.347	29.692	175.3	235.8	1:43.803	156.82	0.197	
10 - D3	32.700	41.583	31.393	175.0	236.3	1:45.676	154.04	2.070	
11 - D3	32.628	41.248	IN PIT		236.3	2:54.083	P 93.51	1:10.477	
12 - D2	OUTLAP	44.115	31.084	174.1	205.3	1:55.432	141.02	11.826	
13 - D2	33.806	42.507	30.783	173.9	234.2	1:47.096	152.00	3.490	
14 - D2	33.746	41.850	29.928	175.0	235.2	1:45.524	154.27	1.918	
15 - D2	33.563	41.965	30.338	174.4	236.3	1:45.866	153.77	2.260	
16 - D2	33.296	41.615	30.023	175.3	235.8	1:44.934	155.13	1.328	
17 - D2	32.931	41.695	29.911	174.7	236.3	1:44.537	155.72	0.931	
18 - D2	32.911	41.498	29.923	174.7	235.8	1:44.332	156.03	0.726	
19 - D2	33.314	41.378	29.890	175.6	236.3	1:44.582	155.65	0.976	
20 - D2	32.863	41.313	31.202	174.1	236.3	1:45.378	154.48	1.772	
21 - D2	32.912	41.777	IN PIT		236.8	3:02.386	P 89.25	1:18.780	
22 - D1	OUTLAP	42.976	30.883	175.6	207.6	1:52.383	144.85	8.777	
23 - D1	33.028	42.029	30.205	175.3	237.3	1:45.262	154.65	1.656	
24 - D1	33.497	41.914	30.612	175.6	236.8	1:46.023	153.54	2.417	
25 - D1	32.881	41.415	30.034	176.1	237.3	1:44.330	156.03	0.724	
26 - D1	32.675	41.799	30.167	177.0	237.3	1:44.641	155.57	1.035	
27 - D1	32.781	42.245	29.997	<b>177.6</b>	237.3	1:45.023	155.00	1.417	
28 - D1	32.752	41.515	29.877	176.7	<b>237.8</b>	1:44.144	156.31	0.538	
29 - D1	32.719	41.372	IN PIT		237.3	5:25.139	P 50.06	3:41.533	
30 - D1	OUTLAP	41.473	30.202	<b>177.6</b>	205.3	1:50.557	147.24	6.951	
31 - D1	<b>32.573</b>	41.347	29.749	175.8	237.3	1:43.669	(2) 157.03	0.063	
32 - D1	32.759	41.269	30.959	175.8	236.3	1:44.987	155.05	1.381	
33 - D1	32.670	41.459	IN PIT		237.3	5:32.201	P 49.00	3:48.595	
34 - D1	OUTLAP	42.449	32.207	177.0	205.7	1:53.823	143.02	10.217	
35 - D1	32.685	41.502	34.645	175.3	236.3	1:48.832	149.58	5.226	
<b>36 - D1</b>	32.613	41.321	29.672	175.8	236.8	<b>1:43.606</b>	(1) <b>157.12</b>	<b>11:31:16.973</b>	
37 - D1	32.657	41.422	IN PIT		236.3	2:50.776	P 95.32	1:07.170	
38 - D2	OUTLAP	42.047	30.063	173.3	206.5	1:51.592	145.88	7.986	
39 - D2	33.313	41.305	30.079	175.6	234.7	1:44.697	155.48	1.091	
40 - D2	32.989	41.532	29.858	174.4	235.8	1:44.379	155.96	0.773	
41 - D2	33.164	41.456	IN PIT		236.8	9:01.330	P 30.07	7:17.724	
42 - D2	OUTLAP	42.687	30.201	175.6	201.1	1:53.387	143.57	9.781	
43 - D2	32.682	41.486	29.695	174.7	235.8	1:43.863	156.73	0.257	
44 - D2	32.878	<b>41.246</b>	29.715	175.3	235.2	1:43.839	156.77	0.233	
45 - D2	33.424	41.542	29.932	175.0	235.2	1:44.898	155.19	1.292	
46 - D2	32.651	41.454	29.904	175.6	236.3	1:44.009	156.51	0.403	
47 - D2	32.857	41.593	30.343	175.3	235.2	1:44.793	155.34	1.187	
48 - D2	32.778	41.305	29.640	175.3	236.8	1:43.723	(3) 156.94	0.117	

Weather / Track : Cloudy / Dry

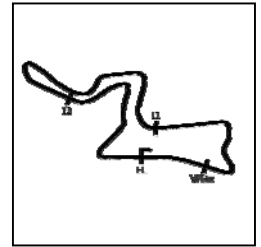
Kyalami Grand Prix Circuit

Circuit Length = 4.522 km

Start: 10:00 Flag 11:59 End: 12:03

# Kyalami 9 Hours

## PAID TEST SESSION 1 - SECTOR ANALYSIS



SECTOR 1 = FL to I1, SECTOR 2 = I1 to I2 SECTOR 3 = I2 to I3, SECTOR 4 = I3 to FL, DIFF = Difference To Personal Best Lap, P = Crossed Finish Line in Pit Lane, D = Time Disallowed

P19 29 Pro		Audi Sport Team Land			Audi R8 LMS GT3 2019				
IDEAL LAP TIME : 1:43.796		BEST LAP TIME : 1:43.933			DIFFERENCE : 0.137				
D1: Markus WINKELHOCK		D2: Christopher MIES		D3: Christopher HAASE					
LAP	SECTOR 1	SECTOR 2	SECTOR 3	SPEED TRAP	LAP TIME	KPH	DIFF	TIME OF DAY	
1 - D1			IN PIT					10:04:29.556	
2 - D2	OUTLAP	45.581	31.475	169.0	2:00.579	135.00	16.646	10:06:30.135	
3 - D2	34.116	42.727	30.561	170.0	228.3	1:47.404	3.471	10:08:17.539	
4 - D2	33.673	41.824	29.849	170.8	230.2	1:45.346	1.413	10:10:02.885	
5 - D2	33.238	43.627	29.901	171.7	230.2	1:46.766	2.833	10:11:49.651	
6 - D2	33.192	41.987	29.957	171.7	232.2	1:45.136	1.203	10:13:34.787	
7 - D2	32.946	41.547	29.738	172.2	232.7	1:44.231	0.298	10:15:19.018	
8 - D2	33.187	41.495	29.867	170.8	232.7	1:44.549	0.616	10:17:03.567	
9 - D2	33.031	42.002	IN PIT		232.2	11:22.515	23.85	9:38.582	
10 - D2	OUTLAP	41.885	32.426	171.1	201.1	1:53.367	143.59	10:30:19.449	
11 - D2	33.089	41.633	30.430	170.3	230.2	1:45.152	1.219	10:32:04.601	
12 - D2	33.194	41.553	29.947	171.1	230.7	1:44.694	0.761	10:33:49.295	
13 - D2	32.945	41.737	30.272	171.7	231.2	1:44.954	1.021	10:35:34.249	
14 - D2	33.492	41.794	29.999	170.8	231.7	1:45.285	1.352	10:37:19.534	
15 - D2	33.132	41.554	29.788	171.4	230.7	1:44.474	0.541	10:39:04.008	
16 - D2	33.004	41.627	29.893	171.4	231.2	1:44.524	0.591	10:40:48.532	
17 - D2	32.976	41.435	29.890	171.1	231.2	1:44.301	0.368	10:42:32.833	
18 - D2	32.983	41.561	29.834	171.7	231.7	1:44.378	0.445	10:44:17.211	
19 - D2	33.482	41.509	29.870	171.9	232.2	1:44.861	0.928	10:46:02.072	
20 - D2	32.818	41.445	29.812	171.1	231.2	1:44.075	0.142	10:47:46.147	
21 - D2	33.576	41.940	IN PIT		231.2	3:44.902	72.38	2:00.969	
22 - D1	OUTLAP	44.562	31.316	171.4	194.5	1:56.424	139.82	10:53:27.473	
23 - D1	33.530	43.030	30.305	170.6	230.7	1:46.865	2.932	10:55:14.338	
24 - D1	33.266	42.173	30.105	171.1	230.7	1:45.544	1.611	10:56:59.882	
25 - D1	33.171	41.720	29.905	172.2	229.7	1:44.796	0.863	10:58:44.678	
26 - D1	32.945	41.588	29.962	170.8	231.7	1:44.495	0.562	11:00:29.173	
27 - D1	32.890	41.632	29.855	171.7	231.2	1:44.377	0.444	11:02:13.550	
28 - D1	32.974	41.596	32.742	172.2	231.7	1:47.312	3.379	11:04:00.862	
29 - D1	32.973	41.455	IN PIT		231.2	16:27.887	16.47	14:43.954	
30 - D1	OUTLAP	43.007	30.520	170.8	201.4	1:52.905	144.18	11:22:21.654	
31 - D1	33.099	41.663	29.918	170.0	230.2	1:44.680	0.747	11:24:06.334	
32 - D1	33.173	41.804	30.258	171.4	229.7	1:45.235	1.302	11:25:51.569	
33 - D1	34.920	42.597	30.885	171.7	231.2	1:48.402	4.469	11:27:39.971	
34 - D1	33.035	41.696	29.937	171.7	231.7	1:44.668	0.735	11:29:24.639	
35 - D1	33.025	41.454	29.816	171.4	230.7	1:44.295	0.362	11:31:08.934	
36 - D1	33.117	41.479	IN PIT		231.2	9:27.953	28.66	7:44.020	
37 - D3	OUTLAP	44.171	31.251	167.9	194.5	9:20.082	29.06	7:36.149	
38 - D3	33.590	42.653	30.254	169.2	227.3	1:46.497	152.86	11:51:43.466	
39 - D3	33.402	41.695	30.139	168.2	228.3	1:45.236	1.303	11:53:28.702	
40 - D3	33.210	41.279	29.881	168.4	228.3	1:44.370	0.437	11:55:13.072	
41 - D3	33.107	41.994	29.718	169.5	228.3	1:44.819	0.886	11:56:57.891	
42 - D3	33.084	41.319	29.716	169.2	227.8	1:44.119	0.186	11:58:42.010	
43 - D3	32.859	41.375	29.699	168.4	228.3	1:43.933	156.63	12:00:25.943	

Weather / Track : Cloudy / Dry

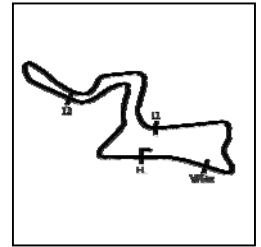
Kyalami Grand Prix Circuit

Circuit Length = 4.522 km

Start: 10:00 Flag 11:59 End: 12:03

# Kyalami 9 Hours

## PAID TEST SESSION 1 - SECTOR ANALYSIS



SECTOR 1 = FL to I1, SECTOR 2 = I1 to I2 SECTOR 3 = I2 to I3, SECTOR 4 = I3 to FL, DIFF = Difference To Personal Best Lap, P = Crossed Finish Line in Pit Lane, D = Time Disallowed

P20 6 Silver Black Falcon			Mercedes-AMG GT3						
IDEAL LAP TIME : 1:43.749			BEST LAP TIME : 1:43.955		DIFFERENCE : 0.206				
D1: Hubert HAUPT			D2: Patrick ASSENHEIMER		D3: Sergei AFANASIEV				
LAP	SECTOR 1	SECTOR 2	SECTOR 3	SPEED TRAP	LAP TIME	KPH	DIFF	TIME OF DAY	
1 - D1			IN PIT					10:00:26.071	
2 - D1	OUTLAP	48.939	IN PIT	101.3	2:27.596	110.29		10:02:53.667	
3 - D1	OUTLAP	44.447	31.242 173.9	136.8	2:00.522	135.07	16.567	10:04:54.189	
4 - D1	33.754	42.219	30.567 174.1	233.2	1:46.540	152.79	2.585	10:06:40.729	
5 - D1	33.539	42.325	29.969 174.1	234.7	1:45.833	153.81	1.878	10:08:26.562	
6 - D1	33.051	41.741	30.857 175.0	234.7	1:45.649	154.08	1.694	10:10:12.211	
7 - D1	33.113	41.516	30.139 174.1	234.2	1:44.768	155.38	0.813	10:11:56.979	
8 - D1	32.927	41.631	IN PIT	233.2	3:38.181	74.61	1:54.226	10:15:35.160	
9 - D1	OUTLAP	42.096	30.651 174.7	206.8	1:51.448	146.06	7.493	10:17:26.608	
10 - D1	32.936	<b>41.407</b>	30.353 173.3	232.7	1:44.696	155.49	0.741	10:19:11.304	
11 - D1	33.072	41.607	30.280 174.4	232.2	1:44.959	155.10	1.004	10:20:56.263	
12 - D1	32.954	41.708	30.069 174.1	233.2	1:44.731	155.43	0.776	10:22:40.994	
13 - D1	33.733	41.968	IN PIT	232.7	3:18.803	81.88	1:34.848	10:25:59.797	
14 - D2	OUTLAP	44.301	31.797 173.3	203.3	1:56.251	140.03	12.296	10:27:56.048	
15 - D2	33.698	43.807	31.334 174.4	232.7	1:48.839	149.57	4.884	10:29:44.887	
16 - D2	33.440	42.606	30.996 173.6	233.2	1:47.042	152.08	3.087	10:31:31.929	
17 - D2	33.661	42.956	30.411 174.7	232.7	1:47.028	152.10	3.073	10:33:18.957	
18 - D2	33.187	41.903	30.817 175.0	233.7	1:45.907	153.71	1.952	10:35:04.864	
19 - D2	33.156	41.933	31.152 173.9	233.2	1:46.241	153.22	2.286	10:36:51.105	
20 - D2	33.375	41.826	30.361 173.9	233.2	1:45.562	154.21	1.607	10:38:36.667	
21 - D2	33.111	41.708	30.430 175.3	233.2	1:45.249	154.67	1.294	10:40:21.916	
22 - D2	32.904	43.862	30.507 174.4	233.2	1:47.273	151.75	3.318	10:42:09.189	
23 - D2	33.530	41.640	30.205 175.3	233.2	1:45.375	154.48	1.420	10:43:54.564	
24 - D2	33.017	41.534	30.421 175.3	233.2	1:44.972	155.08	1.017	10:45:39.536	
25 - D2	32.680	41.439	29.936 174.7	233.7	1:44.055	156.44	0.100	10:47:23.591	
26 - D2	32.855	42.274	IN PIT	233.7	3:03.922	88.51	1:19.967	10:50:27.513	
27 - D3	OUTLAP	47.085	32.934 172.8	122.7	2:09.354	125.84	25.399	10:52:36.867	
28 - D3	34.167	45.843	31.400 173.9	232.7	1:51.410	146.11	7.455	10:54:28.277	
29 - D3	33.631	42.900	31.465 173.9	233.7	1:47.996	150.73	4.041	10:56:16.273	
30 - D3	33.152	42.766	31.008 173.0	233.7	1:46.926	152.24	2.971	10:58:03.199	
31 - D3	33.389	42.553	30.862 173.3	233.2	1:46.804	152.42	2.849	10:59:50.003	
32 - D3	33.099	42.259	30.581 174.1	233.2	1:45.939	153.66	1.984	11:01:35.942	
33 - D3	32.776	41.750	30.212 174.7	233.7	1:44.738	155.42	0.783	11:03:20.680	
34 - D3	<b>32.603</b>	41.895	30.077 174.7	234.2	1:44.575	155.67	0.620	11:05:05.255	
35 - D3	32.723	41.587	30.190 174.7	234.2	1:44.500	155.78	0.545	11:06:49.755	
36 - D3	33.106	42.419	38.358 174.7	234.2	1:53.883	142.94	9.928	11:08:43.638	
37 - D3	32.830	41.847	30.022 175.0	233.7	1:44.699	155.48	0.744	11:10:28.337	
38 - D3	32.824	42.461	30.017 174.1	234.2	1:45.302	154.59	1.347	11:12:13.639	
<b>39 - D3</b>	32.652	41.564	<b>29.739</b> 174.7	234.2	<b>1:43.955 (1)</b>	<b>156.59</b>		<b>11:13:57.594</b>	
40 - D3	32.811	41.447	29.909 <b>175.6</b>	233.7	1:44.167 <b>(3)</b>	156.27	0.212	11:15:41.761	
41 - D3	32.839	42.675	IN PIT	<b>235.2</b>	12:12.736	22.21	10:28.781	11:27:54.497	
42 - D3	OUTLAP	52.771	37.295 127.5	106.6	2:25.743	111.69	41.788	11:30:20.240	
43 - D3	40.413	47.339	34.320 167.7	141.5	2:02.072	133.35	18.117	11:32:22.312	
44 - D3	35.675	44.954	32.550 172.2	174.1	1:53.179	143.83	9.224	11:34:15.491	
45 - D3	33.805	43.535	31.199 173.6	221.7	1:48.539	149.98	4.584	11:36:04.030	
46 - D3	39.375	1:05.719	IN PIT	228.3	12:22.419	21.92	10:38.464	11:48:26.449	
47 - D3	OUTLAP	49.993	36.351 169.0	145.9	2:15.127	120.47	31.172	11:50:41.576	
48 - D3	38.659	45.833	34.008 171.1	144.5	1:58.500	137.37	14.545	11:52:40.076	
49 - D3	34.675	46.481	32.192 172.8	186.2	1:53.348	143.62	9.393	11:54:33.424	
50 - D3	34.114	44.026	33.785 165.8	221.3	1:51.925	145.44	7.970	11:56:25.349	

Weather / Track : Cloudy / Dry

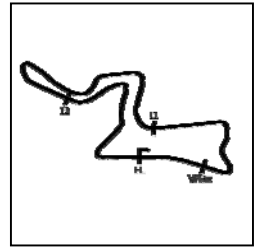
Kyalami Grand Prix Circuit

Circuit Length = 4.522 km

Start: 10:00 Flag 11:59 End: 12:03

# Kyalami 9 Hours

## PAID TEST SESSION 1 - SECTOR ANALYSIS



SECTOR 1 = FL to I1, SECTOR 2 = I1 to I2 SECTOR 3 = I2 to I3, SECTOR 4 = I3 to FL, DIFF = Difference To Personal Best Lap, P = Crossed Finish Line in Pit Lane, D = Time Disallowed

P21 188 ProAm Garage 59				Aston Martin Vantage AMR GT3					
IDEAL LAP TIME : 1:43.903		BEST LAP TIME : 1:43.960		DIFFERENCE : 0.057					
D1: Alex WEST		D2: Chris GOODWIN		D3: Côme LEDOGAR					
LAP	SECTOR 1	SECTOR 2	SECTOR 3	SPEED TRAP	LAP TIME	KPH	DIFF	TIME OF DAY	
1 - D1			IN PIT					P	10:00:27.376
2 - D3	OUTLAP	50.754	IN PIT	98.0	6:01.270	45.06	4:17.310	P	10:06:28.646
3 - D3	OUTLAP	47.647	31.683	168.7	2:02.404	132.99	18.444		10:08:31.050
4 - D3	34.004	43.361	31.107	172.5	1:48.472	150.07	4.512		10:10:19.522
5 - D3	33.695	42.940	32.040	<b>176.4</b>	1:48.675	149.79	4.715		10:12:08.197
6 - D3	33.267	43.015	30.685	174.1	1:46.967	152.18	3.007		10:13:55.164
7 - D3	33.331	44.187	30.764	174.4	1:48.282	150.34	4.322		10:15:43.446
8 - D3	33.278	43.009	31.062	175.3	<b>237.3</b>	151.64	3.389		10:17:30.795
9 - D3	32.989	42.145	30.541	174.4	1:45.675	154.04	1.715		10:19:16.470
10 - D3	33.089	41.879	30.310	175.3	1:45.278	154.63	1.318		10:21:01.748
11 - D3	33.146	42.508	38.571	175.6	1:54.225	142.51	10.265		10:22:55.973
12 - D3	33.125	41.906	30.342	174.4	1:45.373	154.49	1.413		10:24:41.346
13 - D3	33.075	42.262	IN PIT	236.8	6:10.735	43.91	4:26.775	P	10:30:52.081
14 - D3	OUTLAP	43.372	30.599	174.4	1:54.833	141.76	10.873		10:32:46.914
15 - D3	32.811	41.324	30.124	175.6	1:44.259	156.14	0.299	(2)	10:34:31.173
<b>16 - D3</b>	<b>32.765</b>	<b>41.220</b>	<b>29.975</b>	173.9	<b>1:43.960</b>	<b>156.59</b>		<b>(1)</b>	<b>10:36:15.133</b>
17 - D3	32.755	41.318	30.233	174.1	1:44.306	156.07	0.346	<b>(3)</b>	10:37:59.439
18 - D3	<b>32.708</b>	41.484	IN PIT	236.3	4:30.710	60.13	2:46.750	P	10:42:30.149
19 - D1	OUTLAP	46.711	32.225	171.4	2:07.839	127.34	23.879		10:44:37.988
20 - D1	35.064	44.132	31.160	173.3	1:50.356	147.51	6.396		10:46:28.344
21 - D1	34.346	44.120	31.480	171.9	1:49.946	148.06	5.986		10:48:18.290
22 - D1	34.115	45.508	31.482	172.2	1:51.105	146.52	7.145		10:50:09.395
23 - D1	35.053	45.584	31.324	172.8	1:51.961	145.40	8.001		10:52:01.356
24 - D1	35.126	43.637	31.486	171.9	1:50.249	147.65	6.289		10:53:51.605
25 - D1	33.871	43.693	30.989	173.0	1:48.553	149.96	4.593		10:55:40.158
26 - D1	34.035	46.099	31.640	172.2	1:51.774	145.64	7.814		10:57:31.932
27 - D1	34.442	44.281	31.535	173.6	1:50.258	147.64	6.298		10:59:22.190
28 - D1	34.153	43.639	30.897	173.0	1:48.689	149.77	4.729		11:01:10.879
29 - D1	33.604	43.308	31.165	173.3	1:48.077	150.62	4.117		11:02:58.956
30 - D1	33.846	42.876	31.500	171.7	1:48.222	150.42	4.262		11:04:47.178
31 - D1	34.412	44.812	IN PIT	235.2	3:09.094	86.09	1:25.134	P	11:07:56.272
32 - D2	OUTLAP	47.111	33.965	172.2	2:07.911	127.26	23.951		11:10:04.183
33 - D2	34.621	43.503	31.404	171.9	1:49.528	148.63	5.568		11:11:53.711
34 - D2	33.956	44.232	31.306	173.0	1:49.494	148.67	5.534		11:13:43.205
35 - D2	33.404	42.765	30.765	172.8	1:46.934	152.23	2.974		11:15:30.139
36 - D2	33.109	42.960	30.728	174.1	1:46.797	152.43	2.837		11:17:16.936
37 - D2	33.239	42.504	30.427	173.0	1:46.170	153.33	2.210		11:19:03.106
38 - D2	35.919	43.627	IN PIT	235.2	7:11.381	37.73	5:27.421	P	11:26:14.487
39 - D2	OUTLAP	45.956	30.922	173.0	1:57.505	138.54	13.545		11:28:11.992
40 - D2	33.785	42.686	30.972	173.3	1:47.443	151.51	3.483		11:29:59.435
41 - D2	33.491	42.559	30.705	172.5	1:46.755	152.49	2.795		11:31:46.190
42 - D2	33.020	42.293	30.345	171.9	1:45.658	154.07	1.698		11:33:31.848
43 - D2	33.193	42.092	30.247	173.3	1:45.532	154.25	1.572		11:35:17.380
44 - D2	34.735	43.731	IN PIT	221.7	13:04.268	20.75	11:20.308	P	11:48:21.648
45 - D1	OUTLAP	49.048	33.601	171.7	2:10.755	124.50	26.795		11:50:32.403
46 - D1	34.225	43.431	30.607	172.8	1:48.263	150.36	4.303		11:52:20.666
47 - D1	33.313	42.360	30.176	174.1	1:45.849	153.79	1.889		11:54:06.515
48 - D1	33.408	42.934	31.041	173.6	1:47.383	151.59	3.423		11:55:53.898
49 - D1	33.758	42.340	30.580	173.3	1:46.678	152.60	2.718		11:57:40.576
50 - D1	33.513	42.577	30.682	171.1	1:46.772	152.46	2.812		11:59:27.348
51 - D1	33.419	42.438	30.915	172.2	1:46.772	152.46	2.812		12:01:14.120

Weather / Track : Cloudy / Dry

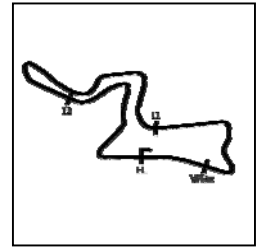
Kyalami Grand Prix Circuit

Circuit Length = 4.522 km

Start: 10:00 Flag 11:59 End: 12:03

# Kyalami 9 Hours

## PAID TEST SESSION 1 - SECTOR ANALYSIS



SECTOR 1 = FL to I1, SECTOR 2 = I1 to I2 SECTOR 3 = I2 to I3, SECTOR 4 = I3 to FL, DIFF = Difference To Personal Best Lap, P = Crossed Finish Line in Pit Lane, D = Time Disallowed

P22 62 Pro R-Motorsport		Aston Martin Vantage AMR GT3							
IDEAL LAP TIME : 1:44.532		BEST LAP TIME : 1:44.616		DIFFERENCE : 0.084					
D1: Ricky COLLARD		D2: Hugo de SADELEER		D3: Marvin KIRCHHOEFER					
LAP	SECTOR 1	SECTOR 2	SECTOR 3	SPEED TRAP	LAP TIME	KPH	DIFF	TIME OF DAY	
1 - D1	OUTLAP		IN PIT					10:00:38.832	
2 - D3	OUTLAP		IN PIT	138.6	2:46.892	P 97.54	1:02.276	10:03:25.724	
3 - D3	OUTLAP	50.314	IN PIT	181.5	7:49.072	P 34.70	6:04.456	10:11:14.796	
4 - D3	OUTLAP	48.861	32.782	169.2	147.5	2:12.425	122.93	27.809	10:13:27.221
5 - D3	34.508	43.387	30.461	173.9	231.7	1:48.356	150.23	3.740	10:15:15.577
6 - D3	33.225	41.532	30.436	173.3	234.2	1:45.193 (3)	154.75	0.577	10:17:00.770
7 - D3	33.016	45.476	37.076	173.3	234.2	1:55.568	140.86	10.952	10:18:56.338
8 - D3	<b>32.931</b>	<b>41.437</b>	30.248	172.8	233.7	<b>1:44.616 (1)</b>	<b>155.60</b>		<b>10:20:40.954</b>
9 - D3	35.222	42.351	<b>30.164</b>	174.1	234.2	1:47.737	151.10	3.121	10:22:28.691
10 - D3	33.115	41.751	30.252	<b>174.4</b>	234.7	1:45.118 (2)	154.86	0.502	10:24:13.809
11 - D3	33.777	47.514	39.063	173.6	235.2	2:00.354	135.26	15.738	10:26:14.163
12 - D3	32.938	41.517	IN PIT	234.7	5:08.952	P 52.69	3:24.336	10:31:23.115	
13 - D2	OUTLAP	46.067	33.302	171.4	193.5	2:03.752	131.54	19.136	10:33:26.867
14 - D2	36.192	45.187	31.761	173.3	233.7	1:53.140	143.88	8.524	10:35:20.007
15 - D2	33.880	43.860	31.256	173.6	<b>235.8</b>	1:48.996	149.35	4.380	10:37:09.003
16 - D2	33.436	43.679	31.196	172.8	234.7	1:48.311	150.30	3.695	10:38:57.314
17 - D2	33.437	42.762	30.668	173.0	234.7	1:46.867	152.33	2.251	10:40:44.181
18 - D2	33.301	42.834	30.756	173.3	234.2	1:46.891	152.29	2.275	10:42:31.072
19 - D2	33.247	41.840	30.800	172.5	234.7	1:45.887	153.74	1.271	10:44:16.959
20 - D2	34.168	43.715	31.892	173.6	234.2	1:49.775	148.29	5.159	10:46:06.734
21 - D2	34.954	43.766	IN PIT	233.7	12:53.023	P 21.05	11:08.407	10:58:59.757	
22 - D1	OUTLAP	46.135	IN PIT	139.1	7:35.358	P 35.75	5:50.742	11:06:35.115	
23 - D1	OUTLAP	46.514	32.056	172.2	203.7	2:01.316	134.18	16.700	11:08:36.431
24 - D1	34.237	44.683	30.919	171.7	232.2	1:49.839	148.20	5.223	11:10:26.270
25 - D1	34.007	44.449	30.843	166.9	229.7	1:49.299	148.94	4.683	11:12:15.569
26 - D1	34.555	43.869	IN PIT	220.8	43:23.325	P 6.25	41:38.709	11:55:38.894	

Weather / Track : Cloudy / Dry

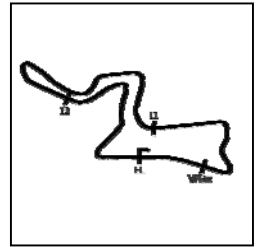
Kyalami Grand Prix Circuit

Circuit Length = 4.522 km

Start: 10:00 Flag 11:59 End: 12:03

# Kyalami 9 Hours

## PAID TEST SESSION 1 - SECTOR ANALYSIS



SECTOR 1 = FL to I1, SECTOR 2 = I1 to I2 SECTOR 3 = I2 to I3, SECTOR 4 = I3 to FL, DIFF = Difference To Personal Best Lap, P = Crossed Finish Line in Pit Lane, D = Time Disallowed

P23 9 Silver Lechner Racing			Porsche 911 GT3 R					
IDEAL LAP TIME :		BEST LAP TIME : 1:44.785		DIFFERENCE :				
D1: Saul HACK		D2: Lars KERN		D3: Dylan PEREIRA				
LAP	SECTOR 1	SECTOR 2	SECTOR 3	SPEED TRAP	LAP TIME	KPH	DIFF	TIME OF DAY
1 - D1								10:04:29.045
2 - D1					2:08.144	127.03	23.359	10:06:37.189
3 - D1					2:02.956	132.39	18.171	10:08:40.145
4 - D1					1:56.691	139.50	11.906	10:10:36.836
5 - D1					1:54.057	142.72	9.272	10:12:30.893
6 - D1					1:46.578	152.74	1.793	10:14:17.471
7 - D1					1:46.407	152.98	1.622	10:16:03.878
8 - D1					1:54.653	141.98	9.868	10:17:58.531
9 - D1			IN PIT		11:15.951	P 24.08	9:31.166	10:29:14.482
10 - D1					2:19.607	116.60	34.822	10:31:34.090
11 - D1					2:04.282	130.98	19.497	10:33:38.372
12 - D1					1:59.096	136.68	14.311	10:35:37.468
13 - D1					1:52.351	144.89	7.566	10:37:29.819
14 - D1					1:49.269	148.98	4.484	10:39:19.088
15 - D1					1:48.098	150.59	3.313	10:41:07.186
16 - D1					1:47.931	150.82	3.146	10:42:55.117
17 - D1					1:59.890	135.78	15.105	10:44:55.007
18 - D1					1:56.080	140.24	11.295	10:46:51.087
19 - D1			IN PIT		5:12.695	P 52.06	3:27.910	10:52:03.782
20 - D2					2:02.123	133.30	17.338	10:54:05.906
21 - D2					1:51.000	146.65	6.215	10:55:56.906
22 - D2					1:47.713	151.13	2.928	10:57:44.619
23 - D2					1:46.765	152.47	1.980	10:59:31.384
24 - D2					1:45.825	153.83	1.040	11:01:17.209
25 - D2					1:45.603	154.15	0.818	11:03:02.812
26 - D2					1:48.904	149.48	4.119	11:04:51.716
27 - D2					1:46.241	153.22	1.456	11:06:37.957
28 - D2					1:45.670	154.05	0.885	11:08:23.627
29 - D2					1:45.703	154.00	0.918	11:10:09.330
30 - D2			IN PIT		4:12.785	P 64.39	2:28.000	11:14:22.115
31 - D2					1:51.076	146.55	6.291	11:16:13.192
32 - D2					1:45.667	154.06	0.882	11:17:58.859
33 - D2					1:44.964	(2) 155.09	0.179	11:19:43.823
34 - D2					1:45.537	154.25	0.752	11:21:29.360
35 - D2					1:45.308	154.58	0.523	11:23:14.668
36 - D2					1:44.785	(1) 155.35		11:24:59.453
37 - D2					1:45.247	154.67	0.462	11:26:44.700
38 - D2					1:45.954	153.64	1.169	11:28:30.654
39 - D2					1:45.611	154.14	0.826	11:30:16.265
40 - D2					1:45.069	(3) 154.93	0.284	11:32:01.334
41 - D2			IN PIT		4:40.905	P 57.95	2:56.120	11:36:42.239
42 - D2					2:14.043	121.44	29.258	11:38:56.283
43 - D2			IN PIT		9:47.367	P 27.71	8:02.582	11:48:43.650
44 - D2					1:59.737	135.95	14.952	11:50:43.388
45 - D2					1:49.612	148.51	4.827	11:52:33.000
46 - D2					1:48.168	150.49	3.383	11:54:21.168
47 - D2					1:47.356	151.63	2.571	11:56:08.524
48 - D2					1:48.814	149.60	4.029	11:57:57.338
49 - D2					1:47.299	151.71	2.514	11:59:44.637
50 - D2					1:46.288	153.16	1.503	12:01:30.925

Weather / Track : Cloudy / Dry

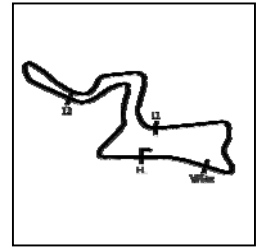
Kyalami Grand Prix Circuit

Circuit Length = 4.522 km

Start: 10:00 Flag 11:59 End: 12:03

# Kyalami 9 Hours

## PAID TEST SESSION 1 - SECTOR ANALYSIS



SECTOR 1 = FL to I1, SECTOR 2 = I1 to I2 SECTOR 3 = I2 to I3, SECTOR 4 = I3 to FL, DIFF = Difference To Personal Best Lap, P = Crossed Finish Line in Pit Lane, D = Time Disallowed

P24 36 Am Walkenhorst Motorsport		BMW M6 GT3							
IDEAL LAP TIME : 1:44.351		BEST LAP TIME : 1:44.799		DIFFERENCE : 0.448					
D1: Henry WALKENHORST		D2: Michael Von ROOYEN		D3: Gennaro BONAFEDE					
LAP	SECTOR 1	SECTOR 2	SECTOR 3	SPEED TRAP	LAP TIME	KPH	DIFF	TIME OF DAY	
1 - D1			IN PIT					10:00:30.446	
2 - D3	OUTLAP	1:01.721	IN PIT	88.7	9:25.128	28.80	7:40.329	10:09:55.574	
3 - D3	OUTLAP	46.331	31.939	173.3	113.0	2:03.260	132.07	10:11:58.834	
4 - D3	33.795	42.758	31.128	174.4	234.7	1:47.681	151.17	10:13:46.515	
5 - D3	33.184	42.137	IN PIT	235.8	4:02.933	67.01	2:18.134	10:17:49.448	
6 - D3	OUTLAP	42.679	30.664	174.1	208.8	1:52.619	144.55	10:19:42.067	
7 - D3	33.099	41.710	30.340	173.9	235.2	1:45.149	154.82	10:21:27.216	
8 - D3	32.883	<b>41.520</b>	30.396	172.8	235.8	<b>1:44.799 (1)</b>	<b>155.33</b>	<b>10:23:12.015</b>	
9 - D3	32.998	41.612	30.535	173.0	235.2	1:45.145	154.82	10:24:57.160	
10 - D3	33.612	43.524	30.783	173.0	235.8	1:47.919	150.84	10:26:45.079	
11 - D3	32.968	41.962	30.411	173.3	236.3	1:45.341	154.53	10:28:30.420	
12 - D3	33.071	41.836	30.564	173.3	235.8	1:45.471	154.34	10:30:15.891	
13 - D3	33.009	41.959	IN PIT	236.3	4:19.917	62.63	2:35.118	10:34:35.808	
14 - D1	OUTLAP	45.314	32.689	169.2	193.8	2:01.862	133.58	10:36:37.670	
15 - D1	35.245	44.704	32.074	172.2	234.7	1:52.023	145.32	10:38:29.693	
16 - D1	34.661	44.757	IN PIT	235.8	3:20.526	81.18	1:35.727	10:41:50.219	
17 - D1	OUTLAP	44.971	32.560	172.5	201.4	1:58.818	137.00	10:43:49.037	
18 - D1	34.670	44.853	32.694	173.0	235.2	1:52.217	145.06	10:45:41.254	
19 - D1	34.259	44.909	32.158	173.3	236.8	1:51.326	146.22	10:47:32.580	
20 - D1	34.057	44.140	31.543	174.1	236.3	1:49.740	148.34	10:49:22.320	
21 - D1	33.840	43.366	31.916	172.2	236.3	1:49.122	149.18	10:51:11.442	
22 - D1	34.086	43.428	31.138	173.3	236.3	1:48.652	149.82	10:53:00.094	
23 - D1	34.295	43.160	31.015	173.9	236.3	1:48.470	150.08	10:54:48.564	
24 - D1	33.700	43.718	IN PIT	237.3	5:02.105	53.88	3:17.306	10:59:50.669	
25 - D2	OUTLAP	44.287	37.454	166.4	166.6	2:04.722	130.52	11:01:55.391	
26 - D2	35.086	44.787	32.303	173.0	225.9	1:52.176	145.12	11:03:47.567	
27 - D2	34.407	43.532	IN PIT	232.7	4:11.849	64.63	2:27.050	11:07:59.416	
28 - D2	OUTLAP	43.246	31.282	173.6	184.9	1:56.195	140.10	11:09:55.611	
29 - D2	34.611	43.527	31.150	174.1	236.3	1:49.288	148.95	11:11:44.899	
30 - D2	33.716	42.867	31.401	173.6	236.3	1:47.984	150.75	11:13:32.883	
31 - D2	33.617	42.737	31.256	174.4	236.8	1:47.610	151.27	11:15:20.493	
32 - D2	33.316	42.582	31.092	171.9	237.3	1:46.990	152.15	11:17:07.483	
33 - D2	33.502	42.451	30.662	173.9	235.8	1:46.615	152.69	11:18:54.098	
34 - D2	35.085	42.816	30.742	174.1	236.3	1:48.643	149.84	11:20:42.741	
35 - D2	33.263	42.534	IN PIT	237.3	5:27.190	49.75	3:42.391	11:26:09.931	
36 - D3	OUTLAP	42.791	32.359	174.4	206.1	1:53.892	142.93	11:28:03.823	
37 - D3	32.797	41.885	30.521	174.1	235.8	1:45.203	154.74	11:29:49.026	
38 - D3	32.883	41.563	30.397	173.9	236.8	1:44.843	155.27	11:31:33.869	
39 - D3	32.826	42.049	31.452	172.2	237.3	1:46.327	153.10	11:33:20.196	
40 - D3	32.905	41.629	30.782	173.6	236.3	1:45.316	154.57	11:35:05.512	
41 - D3	<b>32.766</b>	41.818	30.325	<b>175.3</b>	237.3	1:44.909	155.17	11:36:50.421	
42 - D3	32.900	42.265	IN PIT	<b>237.8</b>	11:24.579	23.77	9:39.780	11:48:15.000	
43 - D2	OUTLAP	47.309	32.556	174.4	169.0	2:09.370	125.83	11:50:24.370	
44 - D2	33.303	41.936	30.114	<b>175.3</b>	234.7	1:45.353	154.52	11:52:09.723	
45 - D2	32.987	41.852	<b>30.065</b>	175.0	236.8	1:44.904	155.18	11:53:54.627	
46 - D2	32.939	41.767	30.415	174.1	236.3	1:45.121	154.86	11:55:39.748	
47 - D2	33.155	41.771	30.277	174.1	235.8	1:45.203	154.74	11:57:24.951	
48 - D2	33.108	41.922	30.328	173.3	235.2	1:45.358	154.51	11:59:10.309	

Weather / Track : Cloudy / Dry

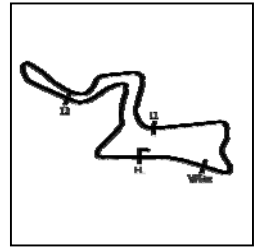
Kyalami Grand Prix Circuit

Circuit Length = 4.522 km

Start: 10:00 Flag 11:59 End: 12:03

# Kyalami 9 Hours

## PAID TEST SESSION 1 - SECTOR ANALYSIS



SECTOR 1 = FL to I1, SECTOR 2 = I1 to I2 SECTOR 3 = I2 to I3, SECTOR 4 = I3 to FL, DIFF = Difference To Personal Best Lap, P = Crossed Finish Line in Pit Lane, D = Time Disallowed

P25 40 Am		SPS Automotive Performance			Mercedes-AMG GT3				
IDEAL LAP TIME : 1:45.052		BEST LAP TIME : 1:45.232			DIFFERENCE : 0.180				
D1: Valentin PIERBURG		D2: Tim Torsten MÜLLER			D3: Miguel RAMOS				
LAP	SECTOR 1	SECTOR 2	SECTOR 3	SPEED TRAP	LAP TIME	KPH	DIFF	TIME OF DAY	
1 - D1			IN PIT					10:00:45.491	
2 - D3	OUTLAP	57.529	36.608	168.4	116.3	2:30.182	108.39	44.950	
3 - D3	37.920	50.875	33.491	170.6	227.3	2:02.286	133.12	17.054	
4 - D3	36.180	47.268	32.637	171.4	231.2	1:56.085	140.23	10.853	
5 - D3	35.250	44.538	31.691	172.2	230.7	1:51.479	146.02	6.247	
6 - D3	34.378	43.434	31.242	171.9	232.2	1:49.054	149.27	3.822	
7 - D3	33.863	43.580	30.742	171.9	230.2	1:48.185	150.47	2.953	
8 - D3	33.742	42.898	30.680	171.7	231.2	1:47.320	151.68	2.088	
9 - D3	33.644	42.366	30.545	172.2	231.2	1:46.555	152.77	1.323	
10 - D3	33.764	42.538	30.679	173.0	231.2	1:46.981	152.16	1.749	
11 - D3	33.330	42.098	30.395	173.3	231.2	1:45.823	153.83	0.591	
12 - D3	33.181	<b>41.874</b>	30.342	172.5	231.2	1:45.397 (2)	154.45	0.165	
13 - D3	33.034	41.998	30.200	173.3	233.2	<b>1:45.232 (1)</b>	<b>154.69</b>	<b>10:23:20.070</b>	
14 - D3	33.491	41.967	IN PIT		231.7	6:12.962	P 43.64	4:27.730	
15 - D1	OUTLAP	49.273	32.744	171.9	203.7	2:03.126	132.21	17.894	
16 - D1	34.302	45.025	33.181	171.1	231.2	1:52.508	144.69	7.276	
17 - D1	33.996	45.171	31.314	172.8	<b>234.7</b>	1:50.481	147.34	5.249	
18 - D1	33.894	45.085	32.159	171.4	232.2	1:51.138	146.47	5.906	
19 - D1	35.045	43.604	32.153	<b>175.0</b>	231.2	1:50.802	146.92	5.570	
20 - D1	33.434	44.642	30.936	173.9	232.2	1:49.012	149.33	3.780	
21 - D1	33.915	44.409	32.712	173.0	230.2	1:51.036	146.61	5.804	
22 - D1	34.364	43.695	30.845	172.8	233.2	1:48.904	149.48	3.672	
23 - D1	33.421	42.922	31.854	174.7	228.3	1:48.197	150.45	2.965	
24 - D1	33.544	43.163	30.796	173.6	233.7	1:47.503	151.43	2.271	
25 - D1	34.314	43.127	30.605	172.5	232.2	1:48.046	150.66	2.814	
26 - D1	33.814	42.956	IN PIT		232.7	6:23.509	P 42.44	4:38.277	
27 - D2	OUTLAP	46.351	32.841	171.4	200.3	2:00.984	134.55	15.752	
28 - D2	35.384	45.236	32.084	172.2	229.2	1:52.704	144.44	7.472	
29 - D2	34.444	44.254	31.737	171.7	231.7	1:50.435	147.40	5.203	
30 - D2	34.259	44.222	31.373	173.0	230.7	1:49.854	148.18	4.622	
31 - D2	34.011	45.280	31.569	172.2	231.7	1:50.860	146.84	5.628	
32 - D2	33.925	43.676	31.036	172.2	230.7	1:48.637	149.84	3.405	
33 - D2	33.910	43.318	IN PIT		228.8	9:23.609	P 28.88	7:38.377	
34 - D2	OUTLAP	43.814	30.803	174.1	193.8	1:55.369	141.10	10.137	
35 - D2	34.078	43.349	30.889	171.9	230.2	1:48.316	150.29	3.084	
36 - D2	34.023	43.275	30.774	173.3	229.2	1:48.072	150.63	2.840	
37 - D2	33.697	42.802	31.031	172.8	230.7	1:47.530	151.39	2.298	
38 - D2	33.701	43.022	IN PIT		231.2	4:37.683	P 58.62	2:52.451	
39 - D3	OUTLAP	43.888	31.169	171.7	128.8	2:01.042	134.49	15.810	
40 - D3	34.504	43.388	30.697	173.9	230.2	1:48.589	149.91	3.357	
41 - D3	33.279	42.629	30.403	<b>175.0</b>	230.7	1:46.311	153.12	1.079	
42 - D3	33.229	42.297	30.354	173.6	231.7	1:45.880	153.75	0.648	
43 - D3	33.961	42.779	30.377	172.2	232.2	1:47.117	151.97	1.885	
44 - D3	33.362	42.152	IN PIT		231.7	10:23.144	P 26.12	8:37.912	
45 - D1	OUTLAP	48.152	33.629	171.9	180.3	2:10.335	124.90	25.103	
46 - D1	33.576	43.487	30.649	174.7	231.2	1:47.712	151.13	2.480	
47 - D1	33.273	42.736	30.484	171.9	228.8	1:46.493	152.86	1.261	
48 - D1	33.261	42.467	IN PIT		231.2	1:59.453	P 136.28	14.221	
49 - D1	OUTLAP	43.672	30.422	173.9	205.7	1:52.657	144.50	7.425	
50 - D1	33.057	42.592	<b>30.152</b>	173.6	230.7	1:45.801	153.86	0.569	
51 - D1	<b>33.026</b>	42.348	30.265	172.8	231.7	1:45.639 (3)	154.10	0.407	

Weather / Track : Cloudy / Dry

Kyalami Grand Prix Circuit

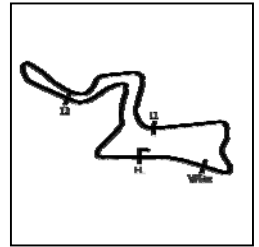
Circuit Length = 4.522 km

Start: 10:00 Flag 11:59 End: 12:03



# Kyalami 9 Hours

## PAID TEST SESSION 1 - SECTOR ANALYSIS



SECTOR 1 = FL to I1, SECTOR 2 = I1 to I2 SECTOR 3 = I2 to I3, SECTOR 4 = I3 to FL, DIFF = Difference To Personal Best Lap, P = Crossed Finish Line in Pit Lane, D = Time Disallowed

P26 17 Nat		Pablo Clark Racing		Ferrari 458 Italia GT3					
IDEAL LAP TIME : 1:45.333		BEST LAP TIME : 1:45.430		DIFFERENCE : 0.097					
D1: Kishoor PITAMBER		D2: Leonard Charles THOMPS		D3: Michael STEPHEN					
LAP	SECTOR 1	SECTOR 2	SECTOR 3	SPEED TRAP	LAP TIME	KPH	DIFF	TIME OF DAY	
1 - D1			IN PIT				<b>P</b>	10:01:37.896	
2 - D2	OUTLAP	1:00.490	IN PIT	106.4	5:10.915	52.35	3:25.485	10:06:48.811	
3 - D2	OUTLAP	56.715	37.313	167.9	2:23.414	113.51	37.984	10:09:12.225	
4 - D2	35.229	44.069	31.162	173.6	1:50.460	147.37	5.030	10:11:02.685	
5 - D2	33.190	<b>41.960</b>	30.875	172.5	1:46.025 <b>(3)</b>	153.54	0.595	10:12:48.710	
6 - D2	33.296	42.059	30.643	173.3	1:45.998 <b>(2)</b>	153.58	0.568	10:14:34.708	
7 - D2	<b>33.016</b>	42.057	<b>30.357</b>	173.0	<b>1:45.430 (1)</b>	<b>154.40</b>		<b>10:16:20.138</b>	
8 - D2	33.349	42.070	30.691	<b>175.0</b>	1:46.110	153.41	0.680	10:18:06.248	

P27 13 Nat		Stradale Motorsport		Lamborghini Huracan GT3 2019					
IDEAL LAP TIME : 1:48.483		BEST LAP TIME : 1:50.033		DIFFERENCE : 1.550					
D1: Charl ARANGIES		D2: Craig JARVIS		D3: Dawie JOUBERT					
LAP	SECTOR 1	SECTOR 2	SECTOR 3	SPEED TRAP	LAP TIME	KPH	DIFF	TIME OF DAY	
1 - D1			IN PIT				<b>P</b>	10:01:23.839	
2 - D1	OUTLAP	50.373	IN PIT	172.8	3:10.174	85.60	1:20.141	10:04:34.013	
3 - D1	OUTLAP	44.586	31.887	169.8	1:57.508	138.53	7.475	10:06:31.521	
4 - D1	34.588	44.075	<b>31.768</b>	171.1	1:50.431 <b>(2)</b>	147.41	0.398	10:08:21.952	
5 - D1	35.081	43.150	31.802	<b>171.4</b>	<b>1:50.033 (1)</b>	<b>147.94</b>		<b>10:10:11.985</b>	

P28 09 Am		Team Perfect Circle		Porsche 997 GT3 R					
IDEAL LAP TIME : 1:49.864		BEST LAP TIME : 1:50.567		DIFFERENCE : 0.703					
D1: Franco SCRIBANTE		D2: Silvio SCRIBANTE		D3: Andre BEZUIDENHOUT					
LAP	SECTOR 1	SECTOR 2	SECTOR 3	SPEED TRAP	LAP TIME	KPH	DIFF	TIME OF DAY	
1 - D1	OUTLAP		IN PIT				<b>P</b>	10:01:48.046	
2 - D1	OUTLAP	56.484	39.089	167.4	2:28.783	109.41	38.216	10:04:16.829	
3 - D1	41.090	52.282	IN PIT	184.6	12:06.842	22.39	10:16.275	10:16:23.671	
4 - D1	OUTLAP	51.415	34.260	170.0	2:11.627	123.67	21.060	10:18:35.298	
5 - D1	37.084	45.305	32.231	171.1	1:54.620 <b>(3)</b>	142.02	4.053	10:20:29.918	
6 - D1	35.274	44.142	<b>31.842</b>	<b>172.5</b>	1:51.258 <b>(2)</b>	146.31	0.691	10:22:21.176	
7 - D1	34.456	<b>43.900</b>	32.211	170.6	<b>1:50.567 (1)</b>	<b>147.23</b>		<b>10:24:11.743</b>	
8 - D1	34.424	44.176	IN PIT	232.2	23:47.193	11.40	21:56.626	10:47:58.936	
9 - D1	OUTLAP	49.116	34.312	171.1	2:09.272	125.92	18.705	10:50:08.208	
10 - D1	35.494	46.787	32.942	<b>172.5</b>	1:55.223	141.28	4.656	10:52:03.431	
11 - D1	<b>34.122</b>	45.121	56.611	165.6	2:15.854	119.82	25.287	10:54:19.285	
12 - D1	36.676	46.906	IN PIT	194.2	13:54.464	19.50	12:03.897	11:08:13.749	

Weather / Track : Cloudy / Dry

Kyalami Grand Prix Circuit

Circuit Length = 4.522 km

Start: 10:00 Flag 11:59 End: 12:03

# Kyalami 9 Hours

## PAID TEST SESSION 1 - DRIVER STATISTICS

POS	NO	CL	PIC	TEAM / DRIVERS	CAR	LAPS	RACE TIME	%	BEST	ON	KPH
1	31	Pro	1	Frikadelli Racing Team (DEU)	Porsche 911 GT3 R	48	<b>2:00:22.379</b>				
				Mathieu JAMINET (FRA)		10	22:45.256	18.90	1:43.337	21	157.53
				Dennis OLSEN (NOR)		22	49:07.887	40.82	1:43.349	47	157.51
				Nick TANDY (GBR)		15	30:14.261	25.12	1:42.386	37	158.99
2	44	Pro	2	Mercedes-AMG Team Strakka Racing (C	Mercedes-AMG GT3	48	<b>1:57:07.150</b>				
				Gary PAFFETT (GBR)		15	32:51.802	28.06	1:43.423	8	157.40
				Lewis WILLIAMSON (GBR)		18	34:52.732	29.78	1:42.577	42	158.70
				Tristan VAUTIER (FRA)		14	27:40.173	23.63	1:43.755	25	156.90
3	18	Pro	3	KCMG (HKG)	Nissan GT-R NISMO GT3	50	<b>1:58:13.768</b>				
				Alexandre IMPERATORI (CHE)		28	59:26.842	50.28	1:43.380	14	157.46
				Edoardo LIBERATI (ITA)		15	29:06.413	24.62	1:42.593	40	158.67
				Oliver JARVIS (GBR)		6	12:22.289	10.46	1:43.745	50	156.91
4	35	Pro	4	KCMG (HKG)	Nissan GT-R NISMO GT3	43	<b>1:59:34.677</b>				
				Joao Paulo de OLIVEIRA (BRA)		13	23:18.032	19.49	1:43.371	43	157.48
				Katsumasa CHIYO (JPN)		18	37:42.978	31.54	1:43.345	18	157.52
				Joshua BURDON (AUS)		11	23:24.995	19.58	1:42.696	28	158.51
5	10	Pro	5	Mercedes-AMG Team SPS Automotive F	Mercedes-AMG GT3	47	<b>2:00:17.625</b>				
				Yelmer BUURMAN (NDL)		22	49:21.013	41.02	1:43.675	21	157.02
				Luca STOLZ (DEU)		13	25:14.681	20.99	1:43.304	34	157.58
				Maximilian GOETZ (DEU)		11	20:31.476	17.06	1:42.891	47	158.21
6	76	Pro	6	R-Motorsport (CHE)	Aston Martin Vantage AMR GT3	51	<b>1:59:21.436</b>				
				Maxime MARTIN (BEL)		13	31:03.248	26.02	1:43.766	34	156.88
				Enaam AHMED (GBR)		20	39:05.128	32.75	1:44.759	50	155.39
				Jake DENNIS (GBR)		17	43:36.627	36.54	1:42.974	43	158.09
7	999	Pro	7	Mercedes-AMG Team GruppeM Racing	Mercedes-AMG GT3	48	<b>1:57:17.241</b>				
				Maxi BUHK (DEU)		14	33:32.038	28.59	1:43.409	21	157.42
				Maro ENGEL (DEU)		14	30:38.432	26.12	1:43.121	35	157.86
				Raffaele MARCIELLO (ITA)		19	42:18.586	36.07	1:43.001	42	158.04
8	12	Pro	8	Dinamic Motorsport (ITA)	Porsche 911 GT3 R	46	<b>1:57:34.435</b>				
				Laurens VANTHOOR (BEL)		12	23:51.842	20.30	1:43.960	12	156.59
				Earl BAMBER (NZL)		18	34:32.789	29.38	1:43.582	22	157.16
				Matt CAMPBELL (AUS)		15	30:14.761	25.73	1:43.019	43	158.02
9	911	Pro	9	KUS Team 75 Bernhard (DEU)	Porsche 911 GT3 R	51	<b>1:56:42.062</b>				
				Romain DUMAS (FRA)		0	0.000	0.00		0	
				Dirk WERNER (DEU)		31	57:44.758	49.48	1:43.874	26	156.72
				Sven MUELLER (DEU)		19	36:50.775	31.57	1:43.242	49	157.68
10	20	Pro	10	GPX Racing (UAE)	Porsche 911 GT3 R	45	<b>1:46:08.766</b>				
				Michael CHRISTENSEN (DNK)		10	19:17.982	18.18	1:43.252	26	157.66
				Kevin ESTRE (FRA)		16	30:38.111	28.86	1:43.708	16	156.97
				Richard LIETZ (AUT)		18	32:53.999	30.99	1:43.259	45	157.65
11	30	Pro	11	Honda Team Motul (ITA)	Honda NSX GT3 2019	49	<b>1:59:05.598</b>				
				Marco BONANOMI (ITA)		14	33:01.037	27.72	1:43.975	41	156.56
				Bertrand BAGUETTE (BEL)		20	39:07.361	32.85	1:43.259	47	157.65
				Dane CAMERON (USA)		14	26:34.502	22.31	1:44.841	14	155.27
12	34	Pro	12	Walkenhorst Motorsport (DEU)	BMW M6 GT3	52	<b>1:55:59.845</b>				
				Christian KROGNES (NOR)		20	43:35.459	37.58	1:43.610	42	157.11
				Mikkel JENSEN (DNK)		14	26:42.497	23.02	1:43.335	28	157.53
				Nicky CATSBURG (NDL)		17	34:41.496	29.91	1:43.276	50	157.62
13	42	Pro	13	BMW Team Schnitzer (DEU)	BMW M6 GT3	61	<b>2:01:19.211</b>				
				Martin TOMCZYK (DEU)		25	45:34.371	37.56	1:43.907	38	156.67
				Sheldon VAN DER LINDE (ZAF)		19	35:08.272	28.96	1:44.037	5	156.47
				Augusto FARFUS (BRA)		16	29:10.731	24.05	1:43.321	61	157.55
14	108	Pro	14	Bentley Team M-Sport (GBR)	Bentley Continental GT3	49	<b>2:00:17.639</b>				
				Rodrigo BAPTISTA (BRA)		17	36:48.990	30.61	1:43.838	36	156.77
				Andy SOUCEK (ESP)		16	37:49.133	31.44	1:43.385	29	157.46
				Steven KANE (GBR)		15	34:46.803	28.91	1:44.124	42	156.34

Kyalami Grand Prix Circuit

Circuit Length = 4.522 km

Start: 10:00 Flag 11:59 End: 12:03

Weather / Track : Cloudy / Dry

# Kyalami 9 Hours

## PAID TEST SESSION 1 - DRIVER STATISTICS

POS	NO	CL	PIC	TEAM / DRIVERS	CAR	LAPS	RACE TIME	%	BEST	ON	KPH
15	22	Silver	1	WTM Racing powered by Rinaldi (DEU)	Ferrari 488 GT3	49	<b>2:00:50.471</b>				
				Leonard WEISS (DEU)		12	22:55.644	18.97	1:46.398	49	153.00
				Jochen KRUMBACH (DEU)		21	41:15.072	34.14	1:45.743	14	153.95
				David PEREL (ZAF)		15	28:55.334	23.93	1:43.469	36	157.33
16	43	ProAm	1	Strakka Racing (GBR)	Mercedes-AMG GT3	43	<b>1:37:19.189</b>				
				Christina NIELSEN (DNK)		15	30:45.866	31.61	1:45.712	28	153.99
				Adrian Henry D'SLIVA (MYS)		13	33:23.097	34.30	1:47.895	42	150.88
				Dominik BAUMANN (AUT)		14	30:09.519	30.99	1:43.490	9	157.30
17	25	Pro	15	Audi Sport Team WRT (BEL)	Audi R8 LMS GT3 2019	51	<b>2:00:11.592</b>				
				Dries VANTHOOR (BEL)		13	29:52.312	24.85	1:43.512	26	157.26
				Kelvin VAN DER LINDE (ZAF)		15	29:43.795	24.74	1:43.633	15	157.08
				Frederic VERVISCH (BEL)		22	38:48.851	32.29	1:43.786	39	156.85
18	107	Pro	16	Bentley Team M-Sport (GBR)	Bentley Continental GT3	48	<b>2:00:16.939</b>				
				Jules GOUNON (FRA)		16	29:07.459	24.21	1:43.606	36	157.12
				Maxime SOULET (BEL)		21	38:23.630	31.92	1:43.723	48	156.94
				Jordan PEPPER (ZAF)		10	19:24.578	16.14	1:43.731	8	156.93
19	29	Pro	17	Audi Sport Team Land (DEU)	Audi R8 LMS GT3 2019	43	<b>1:55:56.387</b>				
				Markus WINKELHOCK (DEU)		15	41:35.583	35.87	1:44.295	35	156.08
				Christopher MIES (DEU)		20	37:15.660	32.14	1:44.075	20	156.41
				Christopher HAASE (DEU)		7	12:25.092	10.71	1:43.933	43	156.63
20	6	Silver	2	Black Falcon (DEU)	Mercedes-AMG GT3	50	<b>1:55:59.278</b>				
				Hubert HAUPT (DEU)		12	23:13.614	20.03	1:44.696	10	155.49
				Patrick ASSENHEIMER (DEU)		13	24:27.699	21.09	1:44.055	25	156.44
				Sergei AFANASIEV (RUS)		24	47:37.459	41.06	1:43.955	39	156.59
21	188	ProAm	2	Garage 59 (GBR)	Aston Martin Vantage AMR GT3	51	<b>2:00:46.744</b>				
				Alex WEST (SWE)		20	38:16.506	31.69	1:45.849	47	153.79
				Chris GOODWIN (GBR)		13	34:55.130	28.91	1:45.532	43	154.25
				Côme LEDOGAR (FRA)		17	33:36.884	27.83	1:43.960	16	156.59
22	62	Pro	18	R-Motorsport (CHE)	Aston Martin Vantage AMR GT3	26	<b>1:55:00.062</b>				
				Ricky COLLARD (GBR)		5	11:42.720	10.18	1:49.299	25	148.94
				Hugo de SADELEER (CHE)		9	27:36.646	24.01	1:45.887	19	153.74
				Marvin KIRCHHOEFER (DEU)		11	24:21.397	21.18	1:44.616	8	155.60
23	9	Silver	3	Lechner Racing (AUT)	Porsche 911 GT3 R	50	<b>1:57:01.880</b>				
				Saul HACK (ZAF)		49	1:57:01.880	100.00	1:44.785	36	155.35
				Lars KERN (DEU)		0	0.000	0.00		0	
				Dylan PEREIRA (LUX)		0	0.000	0.00		0	
24	36	Am	1	Walkenhorst Motorsport (DEU)	BMW M6 GT3	48	<b>1:58:39.863</b>				
				Henry WALKENHORST (DEU)		11	23:37.974	19.92	1:48.470	23	150.08
				Michael Von ROOYEN (ZAF)		17	36:35.775	30.84	1:44.904	45	155.18
				Gennaro BONAFEDE (ZAF)		19	46:48.788	39.45	1:44.799	8	155.33
25	40	Am	2	SPS Automotive Performance (DEU)	Mercedes-AMG GT3	51	<b>2:00:46.029</b>				
				Valentin PIERBURG (DEU)		19	39:28.203	32.68	1:45.639	51	154.10
				Tim Torsten MÜLLER (DEU)		12	24:49.009	20.55	1:47.530	37	151.39
				Miguel RAMOS (PRT)		19	48:21.509	40.04	1:45.232	13	154.69
26	17	Nat	1	Pablo Clark Racing (ZAF)	Ferrari 458 Italia GT3	8	<b>16:28.352</b>				
				Kishoor PITAMBER (ZAF)		0	0.000	0.00		0	
				Leonard Charles THOMPSON (ZAF)		7	15:33.842	94.48	1:45.430	7	154.40
				Michael STEPHEN (ZAF)		0	0.000	0.00		0	
27	13	Nat	2	Stradale Motorsport (ZAF)	Lamborghini Huracan GT3 2019	5	<b>8:48.146</b>				
				Charl ARANGIES (ZAF)		4	9:28.832	100.00	1:50.033	5	147.94
				Craig JARVIS (ZAF)		0	0.000	0.00		0	
				Dawie JOUBERT (ZAF)		0	0.000	0.00		0	
28	09	Am	3	Team Perfect Circle (ZAF)	Porsche 997 GT3 R	12	<b>1:06:25.703</b>				
				Franco SCRIBANTE (ZAF)		11	24:35.350	37.02	1:50.567	7	147.23
				Silvio SCRIBANTE (ZAF)		0	0.000	0.00		0	
				Andre BEZUIDENHOUT (ZAF)		0	0.000	0.00		0	

Kyalami Grand Prix Circuit

Circuit Length = 4.522 km

Start: 10:00 Flag 11:59 End: 12:03

Weather / Track : Cloudy / Dry

# Kyalami 9 Hours

## PAID TEST SESSION 1 - PIT STOP ANALYSIS

<b>P1</b>	<b>31 Pro</b>	<b>Frikadelli Racing Team</b>	<b>Porsche 911 GT3 R</b>
D1: Mathieu JAMINET	Total Stint: 10 Laps - 22:45.256 (18.9%)		Best Lap: 1:43.337 On Lap 21 @ 157.53 kph
D2: Dennis OLSEN	Total Stint: 22 Laps - 49:07.887 (40.82%)		Best Lap: 1:43.349 On Lap 47 @ 157.51 kph
D3: Nick TANDY	Total Stint: 15 Laps - 30:14.261 (25.12%)		Best Lap: 1:42.386 On Lap 37 @ 158.99 kph

STOP	IN TIME	DRIVER IN	STINT TIME	STOP TIME	TOTAL STOP TIME	OUT TIME	DRIVER OUT
1 -	10:02:58.037	Dennis OLSEN	1:57.720	3:25.582	3:25.582	10:06:23.619	Dennis OLSEN
2 -	10:25:35.370	Dennis OLSEN	19:11.751	7:13.693	10:39.275	10:32:49.063	Mathieu JAMINET
3 -	10:50:16.915	Mathieu JAMINET	17:27.852	5:17.404	15:56.679	10:55:34.319	Nick TANDY
4 -	11:07:47.815	Nick TANDY	12:13.496	5:49.102	21:45.781	11:13:36.917	Nick TANDY
5 -	11:20:32.063	Nick TANDY	6:55.146	3:55.832	25:41.613	11:24:27.895	Nick TANDY
6 -	11:31:21.002	Nick TANDY	6:53.107	4:12.512	29:54.125	11:35:33.514	Dennis OLSEN
7 -	11:44:06.817	Dennis OLSEN	10:23.347	5:04.459	34:58.584	11:49:11.276	Dennis OLSEN
-	Finish	Dennis OLSEN	12:11.420				

<b>P2</b>	<b>44 Pro</b>	<b>Mercedes-AMG Team Strakka Racing</b>	<b>Mercedes-AMG GT3</b>
D1: Gary PAFFETT	Total Stint: 15 Laps - 32:51.802 (28.06%)		Best Lap: 1:43.423 On Lap 8 @ 157.40 kph
D2: Lewis WILLIAMSON	Total Stint: 18 Laps - 34:52.732 (29.78%)		Best Lap: 1:42.577 On Lap 42 @ 158.70 kph
D3: Tristan VAUTIER	Total Stint: 14 Laps - 27:40.173 (23.63%)		Best Lap: 1:43.755 On Lap 25 @ 156.90 kph

STOP	IN TIME	DRIVER IN	STINT TIME	STOP TIME	TOTAL STOP TIME	OUT TIME	DRIVER OUT
1 -	10:15:36.470	Gary PAFFETT	14:18.160	9:59.910	9:59.910	10:25:36.380	Gary PAFFETT
2 -	10:36:02.354	Gary PAFFETT	10:25.974	5:06.871	15:06.781	10:41:09.225	Tristan VAUTIER
3 -	10:53:42.370	Tristan VAUTIER	12:33.145	1:24.249	16:31.030	10:55:06.619	Tristan VAUTIER
4 -	11:05:32.644	Tristan VAUTIER	10:26.025	1:39.126	18:10.156	11:07:11.770	Lewis WILLIAMSON
5 -	11:28:11.813	Lewis WILLIAMSON	21:00.043	3:51.159	22:01.315	11:32:02.972	Lewis WILLIAMSON
6 -	11:41:06.027	Lewis WILLIAMSON	9:03.055	8:09.668	30:10.983	11:49:15.695	Lewis WILLIAMSON
7 -	11:51:01.595	Lewis WILLIAMSON	1:45.900	1:22.787	31:33.770	11:52:24.382	Gary PAFFETT
8 -	11:54:04.931	Gary PAFFETT	1:40.549	1:20.248	32:54.018	11:55:25.179	Tristan VAUTIER
9 -	11:57:06.651	Tristan VAUTIER	1:41.472	1:20.405	34:14.423	11:58:27.056	Lewis WILLIAMSON
10 -	12:00:08.003	Lewis WILLIAMSON					

<b>P3</b>	<b>18 Pro</b>	<b>KCMG</b>	<b>Nissan GT-R NISMO GT3</b>
D1: Alexandre IMPERATORI	Total Stint: 28 Laps - 59:26.842 (50.28%)		Best Lap: 1:43.380 On Lap 14 @ 157.46 kph
D2: Edoardo LIBERATI	Total Stint: 15 Laps - 29:06.413 (24.62%)		Best Lap: 1:42.593 On Lap 40 @ 158.67 kph
D3: Oliver JARVIS	Total Stint: 6 Laps - 12:22.289 (10.46%)		Best Lap: 1:43.745 On Lap 50 @ 156.91 kph

STOP	IN TIME	DRIVER IN	STINT TIME	STOP TIME	TOTAL STOP TIME	OUT TIME	DRIVER OUT
1 -	10:10:09.363	Alexandre IMPERATORI	9:32.278	8:32.472	8:32.472	10:18:41.835	Alexandre IMPERATORI
2 -	10:36:27.116	Alexandre IMPERATORI	17:45.281	2:59.525	11:31.997	10:39:26.641	Alexandre IMPERATORI
3 -	10:57:07.561	Alexandre IMPERATORI	17:40.920	2:01.205	13:33.202	10:59:08.766	Edoardo LIBERATI
4 -	11:16:51.281	Edoardo LIBERATI	17:42.515	7:25.139	20:58.341	11:24:16.420	Edoardo LIBERATI
5 -	11:33:29.805	Edoardo LIBERATI	9:13.385	2:10.513	23:08.854	11:35:40.318	Alexandre IMPERATORI
6 -	11:41:14.542	Alexandre IMPERATORI	5:34.224	6:52.934	30:01.788	11:48:07.476	Oliver JARVIS
7 -	12:00:29.765	Oliver JARVIS					

<b>P4</b>	<b>35 Pro</b>	<b>KCMG</b>	<b>Nissan GT-R NISMO GT3</b>
D1: Joao Paulo de OLIVEIRA	Total Stint: 13 Laps - 23:18.032 (19.49%)		Best Lap: 1:43.371 On Lap 43 @ 157.48 kph
D2: Katsumasa CHIYO	Total Stint: 18 Laps - 37:42.978 (31.54%)		Best Lap: 1:43.345 On Lap 18 @ 157.52 kph
D3: Joshua BURDON	Total Stint: 11 Laps - 23:24.995 (19.58%)		Best Lap: 1:42.696 On Lap 28 @ 158.51 kph

STOP	IN TIME	DRIVER IN	STINT TIME	STOP TIME	TOTAL STOP TIME	OUT TIME	DRIVER OUT
1 -	10:03:27.502	Katsumasa CHIYO	2:20.554	3:50.507	3:50.507	10:07:18.009	Katsumasa CHIYO
2 -	10:13:02.562	Katsumasa CHIYO	5:44.553	7:40.300	11:30.807	10:20:42.862	Katsumasa CHIYO
3 -	10:26:11.521	Katsumasa CHIYO	5:28.659	7:03.759	18:34.566	10:33:15.280	Katsumasa CHIYO
4 -	10:38:44.516	Katsumasa CHIYO	5:29.236	6:45.247	25:19.813	10:45:29.763	Katsumasa CHIYO
5 -	10:59:37.439	Katsumasa CHIYO	14:07.676	4:32.300	29:52.113	11:04:09.739	Joshua BURDON
6 -	11:16:30.382	Joshua BURDON	12:20.643	3:01.499	32:53.612	11:19:31.881	Joshua BURDON
7 -	11:26:31.451	Joshua BURDON	6:59.570	4:04.782	36:58.394	11:30:36.233	Joao Paulo de OLIVEIRA
8 -	11:41:22.371	Joao Paulo de OLIVEIRA	10:46.138	6:47.360	43:45.754	11:48:09.731	Joao Paulo de OLIVEIRA
-	Finish	Joao Paulo de OLIVEIRA	12:31.894				

<b>P5</b>	<b>10 Pro</b>	<b>Mercedes-AMG Team SPS Automotive F</b>	<b>Mercedes-AMG GT3</b>
D1: Yelmer BUURMAN	Total Stint: 22 Laps - 49:21.013 (41.02%)		Best Lap: 1:43.675 On Lap 21 @ 157.02 kph
D2: Luca STOLZ	Total Stint: 13 Laps - 25:14.681 (20.99%)		Best Lap: 1:43.304 On Lap 34 @ 157.58 kph
D3: Maximilian GOETZ	Total Stint: 11 Laps - 20:31.476 (17.06%)		Best Lap: 1:42.891 On Lap 47 @ 158.21 kph

STOP	IN TIME	DRIVER IN	STINT TIME	STOP TIME	TOTAL STOP TIME	OUT TIME	DRIVER OUT
------	---------	-----------	------------	-----------	-----------------	----------	------------

Weather / Track : Cloudy / Dry

Kyalami Grand Prix Circuit

Circuit Length = 4.522 km

Start: 10:00 Flag 11:59 End: 12:03

# Kyalami 9 Hours

## PAID TEST SESSION 1 - PIT STOP ANALYSIS

1 -	10:06:16.803	Yelmer BUURMAN	5:43.222	3:31.473	3:31.473	10:09:48.276	Yelmer BUURMAN
2 -	10:21:59.749	Yelmer BUURMAN	12:11.473	9:12.145	12:43.618	10:31:11.894	Yelmer BUURMAN
3 -	10:52:12.977	Yelmer BUURMAN	21:01.083	10:25.235	23:08.853	11:02:38.212	Luca STOLZ
4 -	11:16:34.539	Luca STOLZ	13:56.327	4:23.971	27:32.824	11:20:58.510	Luca STOLZ
5 -	11:27:49.805	Luca STOLZ	6:51.295	22.097	27:54.921	11:28:11.902	Luca STOLZ
6 -	11:29:51.918	Luca STOLZ	1:40.016	2:47.043	30:41.964	11:32:38.961	Maximilian GOETZ
7 -	11:36:08.698	Maximilian GOETZ	3:29.737	2:16.380	32:58.344	11:38:25.078	Maximilian GOETZ
8 -	11:42:56.987	Maximilian GOETZ	4:31.909	5:24.389	38:22.733	11:48:21.376	Maximilian GOETZ
-	Finish	Maximilian GOETZ	12:29.830				

P6 76 Pro		R-Motorsport		Aston Martin Vantage AMR GT3			
D1: Maxime MARTIN		Total Stint: 13 Laps - 31:03.248 (26.02%)		Best Lap: 1:43.766 On Lap 34 @ 156.88 kph			
D2: Enaam AHMED		Total Stint: 20 Laps - 39:05.128 (32.75%)		Best Lap: 1:44.759 On Lap 50 @ 155.39 kph			
D3: Jake DENNIS		Total Stint: 17 Laps - 43:36.627 (36.54%)		Best Lap: 1:42.974 On Lap 43 @ 158.09 kph			
STOP	IN TIME	DRIVER IN	STINT TIME	STOP TIME	TOTAL STOP TIME	OUT TIME	DRIVER OUT
1 -	10:02:51.975	Jake DENNIS	2:11.243	22.564	22.564	10:03:14.539	Jake DENNIS
2 -	10:16:00.243	Jake DENNIS	12:45.704	3:54.742	4:17.306	10:19:54.985	Maxime MARTIN
3 -	10:33:58.648	Maxime MARTIN	14:03.663	5:58.626	10:15.932	10:39:57.274	Enaam AHMED
4 -	10:56:47.332	Enaam AHMED	16:50.058	4:12.359	14:28.291	11:00:59.691	Enaam AHMED
5 -	11:10:17.290	Enaam AHMED	9:17.599	1:52.202	16:20.493	11:12:09.492	Maxime MARTIN
6 -	11:20:56.154	Maxime MARTIN	8:46.662	2:14.297	18:34.790	11:23:10.451	Jake DENNIS
7 -	11:30:16.862	Jake DENNIS	7:06.411	1:01.510	19:36.300	11:31:18.372	Jake DENNIS
8 -	11:40:31.825	Jake DENNIS	9:13.453	8:25.074	28:01.374	11:48:56.899	Enaam AHMED
-	Finish	Enaam AHMED	11:05.269				

P7 999 Pro		Mercedes-AMG Team GruppeM Racing		Mercedes-AMG GT3			
D1: Maxi BUHK		Total Stint: 14 Laps - 33:32.038 (28.59%)		Best Lap: 1:43.409 On Lap 21 @ 157.42 kph			
D2: Maro ENGEL		Total Stint: 14 Laps - 30:38.432 (26.12%)		Best Lap: 1:43.121 On Lap 35 @ 157.86 kph			
D3: Raffaele MARCIELLO		Total Stint: 19 Laps - 42:18.586 (36.07%)		Best Lap: 1:43.001 On Lap 42 @ 158.04 kph			
STOP	IN TIME	DRIVER IN	STINT TIME	STOP TIME	TOTAL STOP TIME	OUT TIME	DRIVER OUT
1 -	10:17:14.863	Raffaele MARCIELLO	16:16.812	7:30.948	7:30.948	10:24:45.811	Maxi BUHK
2 -	10:45:43.735	Maxi BUHK	20:57.924	7:30.813	15:01.761	10:53:14.548	Maro ENGEL
3 -	10:59:00.567	Maro ENGEL	5:46.019	59.946	16:01.707	11:00:00.513	Maro ENGEL
4 -	11:19:19.012	Maro ENGEL	19:18.499	5:33.914	21:35.621	11:24:52.926	Raffaele MARCIELLO
5 -	11:37:19.642	Raffaele MARCIELLO	12:26.716	1:03.196	22:38.817	11:38:22.838	Raffaele MARCIELLO
6 -	11:40:00.665	Raffaele MARCIELLO	1:37.827	8:25.624	31:04.441	11:48:26.289	Raffaele MARCIELLO
7 -	11:50:11.060	Raffaele MARCIELLO	1:44.771	59.619	32:04.060	11:51:10.679	Raffaele MARCIELLO
8 -	11:52:49.514	Raffaele MARCIELLO	1:38.835	1:02.677	33:06.737	11:53:52.191	Maxi BUHK
9 -	11:57:16.859	Maxi BUHK	3:24.668	1:00.024	34:06.761	11:58:16.883	Maxi BUHK
10 -	11:59:55.516	Maxi BUHK					

P8 12 Pro		Dinamic Motorsport		Porsche 911 GT3 R			
D1: Laurens VANTHOOR		Total Stint: 12 Laps - 23:51.842 (20.3%)		Best Lap: 1:43.960 On Lap 12 @ 156.59 kph			
D2: Earl BAMBER		Total Stint: 18 Laps - 34:32.789 (29.38%)		Best Lap: 1:43.582 On Lap 22 @ 157.16 kph			
D3: Matt CAMPBELL		Total Stint: 15 Laps - 30:14.761 (25.73%)		Best Lap: 1:43.019 On Lap 43 @ 158.02 kph			
STOP	IN TIME	DRIVER IN	STINT TIME	STOP TIME	TOTAL STOP TIME	OUT TIME	DRIVER OUT
1 -	10:03:13.687	Laurens VANTHOOR	2:02.147	1:52.826	1:52.826	10:05:06.513	Laurens VANTHOOR
2 -	10:15:39.106	Laurens VANTHOOR	10:32.593	2:26.908	4:19.734	10:18:06.014	Laurens VANTHOOR
3 -	10:27:01.096	Laurens VANTHOOR	8:55.082	2:22.020	6:41.754	10:29:23.116	Earl BAMBER
4 -	10:35:47.107	Earl BAMBER	6:23.991	13:14.232	19:55.986	10:49:01.339	Earl BAMBER
5 -	11:01:14.371	Earl BAMBER	12:13.032	3:32.385	23:28.371	11:04:46.756	Earl BAMBER
6 -	11:18:50.302	Earl BAMBER	14:03.546	1:52.220	25:20.591	11:20:42.522	Matt CAMPBELL
7 -	11:36:38.586	Matt CAMPBELL	15:56.064	2:27.787	27:48.378	11:39:06.373	Matt CAMPBELL
8 -	11:41:04.828	Matt CAMPBELL	1:58.455	6:59.340	34:47.718	11:48:04.168	Matt CAMPBELL
9 -	12:00:24.410	Matt CAMPBELL					

P9 911 Pro		KUS Team 75 Bernhard		Porsche 911 GT3 R			
D1: Romain DUMAS		Total Stint: 0 Laps		Best Lap: 1:43.874 On Lap 26 @ 156.72 kph			
D2: Dirk WERNER		Total Stint: 31 Laps - 57:44.758 (49.48%)		Best Lap: 1:43.242 On Lap 49 @ 157.68 kph			
D3: Sven MUELLER		Total Stint: 19 Laps - 36:50.775 (31.57%)					
STOP	IN TIME	DRIVER IN	STINT TIME	STOP TIME	TOTAL STOP TIME	OUT TIME	DRIVER OUT
1 -	10:13:52.100	Dirk WERNER	13:34.480	1:30.847	1:30.847	10:15:22.947	Dirk WERNER
2 -	10:18:55.167	Dirk WERNER	3:32.220	1:29.606	3:00.453	10:20:24.773	Dirk WERNER
3 -	10:22:08.695	Dirk WERNER	1:43.922	10:25.243	13:25.696	10:32:33.938	Dirk WERNER

Weather / Track : Cloudy / Dry

Kyalami Grand Prix Circuit  
Circuit Length = 4.522 km  
Start: 10:00 Flag 11:59 End: 12:03

# Kyalami 9 Hours

## PAID TEST SESSION 1 - PIT STOP ANALYSIS

4 -	11:09:18.089	Dirk WERNER	36:44.151	2:09.985	15:35.681	11:11:28.074	Sven MUELLER
5 -	11:37:43.990	Sven MUELLER	26:15.916	10:18.211	25:53.892	11:48:02.201	Sven MUELLER
6 -	11:58:37.060	Sven MUELLER					

<b>P10 20 Pro</b>	<b>GPX Racing</b>	<b>Porsche 911 GT3 R</b>
D1: Michael CHRISTENSEN	Total Stint: 10 Laps - 19:17.982 (18.18%)	Best Lap: 1:43.252 On Lap 26 @ 157.66 kph
D2: Kevin ESTRE	Total Stint: 16 Laps - 30:38.111 (28.86%)	Best Lap: 1:43.708 On Lap 16 @ 156.97 kph
D3: Richard LIETZ	Total Stint: 18 Laps - 32:53.999 (30.99%)	Best Lap: 1:43.259 On Lap 45 @ 157.65 kph

STOP	IN TIME	DRIVER IN	STINT TIME	STOP TIME	TOTAL STOP TIME	OUT TIME	DRIVER OUT
1 -	10:33:09.377	Kevin ESTRE	17:45.484	6:27.186	6:27.186	10:39:36.563	Kevin ESTRE
2 -	10:50:03.463	Kevin ESTRE	10:26.900	2:25.727	8:52.913	10:52:29.190	Michael CHRISTENSEN
3 -	11:09:54.663	Michael CHRISTENSEN	17:25.473	1:52.509	10:45.422	11:11:47.172	Richard LIETZ
4 -	11:31:20.219	Richard LIETZ	19:33.047	16:51.488	27:36.910	11:48:11.707	Richard LIETZ
-	Finish	Richard LIETZ	13:20.952				

<b>P11 30 Pro</b>	<b>Honda Team Motul</b>	<b>Honda NSX GT3 2019</b>
D1: Marco BONANOMI	Total Stint: 14 Laps - 33:01.037 (27.72%)	Best Lap: 1:43.975 On Lap 41 @ 156.56 kph
D2: Bertrand BAGUETTE	Total Stint: 20 Laps - 39:07.361 (32.85%)	Best Lap: 1:43.259 On Lap 47 @ 157.65 kph
D3: Dane CAMERON	Total Stint: 14 Laps - 26:34.502 (22.31%)	Best Lap: 1:44.841 On Lap 14 @ 155.27 kph

STOP	IN TIME	DRIVER IN	STINT TIME	STOP TIME	TOTAL STOP TIME	OUT TIME	DRIVER OUT
1 -	10:03:22.364	Dane CAMERON	2:14.174	3:09.690	3:09.690	10:06:32.054	Dane CAMERON
2 -	10:19:12.684	Dane CAMERON	12:40.630	2:50.041	5:59.731	10:22:02.725	Dane CAMERON
3 -	10:32:31.658	Dane CAMERON	10:28.933	1:10.765	7:10.496	10:33:42.423	Bertrand BAGUETTE
4 -	10:47:44.492	Bertrand BAGUETTE	14:02.069	3:36.772	10:47.268	10:51:21.264	Bertrand BAGUETTE
5 -	11:00:03.352	Bertrand BAGUETTE	8:42.088	3:41.268	14:28.536	11:03:44.620	Marco BONANOMI
6 -	11:19:43.412	Marco BONANOMI	15:58.792	2:28.684	16:57.220	11:22:12.096	Marco BONANOMI
7 -	11:30:54.441	Marco BONANOMI	8:42.345	8:19.900	25:17.120	11:39:14.341	Bertrand BAGUETTE
8 -	11:41:19.111	Bertrand BAGUETTE	2:04.770	8:17.511	33:34.631	11:49:36.622	Bertrand BAGUETTE
-	Finish	Bertrand BAGUETTE	10:37.166				

<b>P12 34 Pro</b>	<b>Walkenhorst Motorsport</b>	<b>BMW M6 GT3</b>
D1: Christian KROGNES	Total Stint: 20 Laps - 43:35.459 (37.58%)	Best Lap: 1:43.610 On Lap 42 @ 157.11 kph
D2: Mikkel JENSEN	Total Stint: 14 Laps - 26:42.497 (23.02%)	Best Lap: 1:43.335 On Lap 28 @ 157.53 kph
D3: Nicky CATSBURG	Total Stint: 17 Laps - 34:41.496 (29.91%)	Best Lap: 1:43.276 On Lap 50 @ 157.62 kph

STOP	IN TIME	DRIVER IN	STINT TIME	STOP TIME	TOTAL STOP TIME	OUT TIME	DRIVER OUT
1 -	10:03:19.000	Christian KROGNES	2:01.666	2:20.884	2:20.884	10:05:39.884	Christian KROGNES
2 -	10:17:58.623	Christian KROGNES	12:18.739	4:15.109	6:35.993	10:22:13.732	Christian KROGNES
3 -	10:34:25.524	Christian KROGNES	12:11.792	2:52.886	9:28.879	10:37:18.410	Mikkel JENSEN
4 -	11:01:45.201	Mikkel JENSEN	24:26.791	2:15.706	11:44.585	11:04:00.907	Nicky CATSBURG
5 -	11:19:54.423	Nicky CATSBURG	15:53.516	2:01.870	13:46.455	11:21:56.293	Christian KROGNES
6 -	11:30:35.372	Christian KROGNES	8:39.079	5:31.297	19:17.752	11:36:06.669	Nicky CATSBURG
7 -	11:42:16.002	Nicky CATSBURG	6:09.333	6:02.756	25:20.508	11:48:18.758	Nicky CATSBURG
8 -	11:58:55.535	Nicky CATSBURG					

<b>P13 42 Pro</b>	<b>BMW Team Schnitzer</b>	<b>BMW M6 GT3</b>
D1: Martin TOMCZYK	Total Stint: 25 Laps - 45:34.371 (37.56%)	Best Lap: 1:43.907 On Lap 38 @ 156.67 kph
D2: Sheldon VAN DER LINDE	Total Stint: 19 Laps - 35:08.272 (28.96%)	Best Lap: 1:44.037 On Lap 5 @ 156.47 kph
D3: Augusto FARFUS	Total Stint: 16 Laps - 29:10.731 (24.05%)	Best Lap: 1:43.321 On Lap 61 @ 157.55 kph

STOP	IN TIME	DRIVER IN	STINT TIME	STOP TIME	TOTAL STOP TIME	OUT TIME	DRIVER OUT
1 -	10:18:11.913	Sheldon VAN DER LINDE	17:50.805	2:33.660	2:33.660	10:20:45.573	Sheldon VAN DER LINDE
2 -	10:36:32.033	Sheldon VAN DER LINDE	15:46.460	1:31.007	4:04.667	10:38:03.040	Martin TOMCZYK
3 -	11:04:30.261	Martin TOMCZYK	26:27.221	2:03.996	6:08.663	11:06:34.257	Martin TOMCZYK
4 -	11:24:12.067	Martin TOMCZYK	17:37.810	1:29.340	7:38.003	11:25:41.407	Augusto FARFUS
5 -	11:42:17.730	Augusto FARFUS	16:36.323	5:56.039	13:34.042	11:48:13.769	Augusto FARFUS
6 -	11:53:31.215	Augusto FARFUS	5:17.446	52.142	14:26.184	11:54:23.357	Augusto FARFUS
-	Finish	Augusto FARFUS	7:16.962				

<b>P14 108 Pro</b>	<b>Bentley Team M-Sport</b>	<b>Bentley Continental GT3</b>
D1: Rodrigo BAPTISTA	Total Stint: 17 Laps - 36:48.990 (30.61%)	Best Lap: 1:43.838 On Lap 36 @ 156.77 kph
D2: Andy SOUCEK	Total Stint: 16 Laps - 37:49.133 (31.44%)	Best Lap: 1:43.385 On Lap 29 @ 157.46 kph
D3: Steven KANE	Total Stint: 15 Laps - 34:46.803 (28.91%)	Best Lap: 1:44.124 On Lap 42 @ 156.34 kph

STOP	IN TIME	DRIVER IN	STINT TIME	STOP TIME	TOTAL STOP TIME	OUT TIME	DRIVER OUT
1 -	10:04:16.376	Andy SOUCEK	3:57.118	3:22.704	3:22.704	10:07:39.080	Andy SOUCEK
2 -	10:20:07.719	Andy SOUCEK	12:28.639	4:13.013	7:35.717	10:24:20.732	Rodrigo BAPTISTA

Weather / Track : Cloudy / Dry

Kyalami Grand Prix Circuit  
Circuit Length = 4.522 km  
Start: 10:00 Flag 11:59 End: 12:03

# Kyalami 9 Hours

## PAID TEST SESSION 1 - PIT STOP ANALYSIS

3 -	10:36:49.891	Rodrigo BAPTISTA	12:29.159	2:26.998	10:02.715	10:39:16.889	Steven KANE
4 -	10:53:28.801	Steven KANE	14:11.912	6:50.056	16:52.771	11:00:18.857	Andy SOUCEK
5 -	11:12:31.486	Andy SOUCEK	12:12.629	4:57.734	21:50.505	11:17:29.220	Rodrigo BAPTISTA
6 -	11:29:45.911	Rodrigo BAPTISTA	12:16.691	4:13.400	26:03.905	11:33:59.311	Steven KANE
7 -	11:41:07.456	Steven KANE	7:08.145	7:30.009	33:33.914	11:48:37.465	Steven KANE
8 -	11:53:53.377	Steven KANE	5:15.912	1:20.778	34:54.692	11:55:14.155	Rodrigo BAPTISTA
-	Finish	Rodrigo BAPTISTA	5:22.742				

P15 22 Silver		WTM Racing powered by Rinaldi		Ferrari 488 GT3			
D1: Leonard WEISS		Total Stint: 12 Laps - 22:55.644 (18.97%)		Best Lap: 1:46.398 On Lap 49 @ 153.00 kph			
D2: Jochen KRUMBACH		Total Stint: 21 Laps - 41:15.072 (34.14%)		Best Lap: 1:45.743 On Lap 14 @ 153.95 kph			
D3: David PEREL		Total Stint: 15 Laps - 28:55.334 (23.93%)		Best Lap: 1:43.469 On Lap 36 @ 157.33 kph			
STOP	IN TIME	DRIVER IN	STINT TIME	STOP TIME	TOTAL STOP TIME	OUT TIME	DRIVER OUT
1 -	10:07:05.653	Jochen KRUMBACH	6:41.629	4:27.671	4:27.671	10:11:33.324	Jochen KRUMBACH
2 -	10:17:36.327	Jochen KRUMBACH	6:03.003	2:35.498	7:03.169	10:20:11.825	Jochen KRUMBACH
3 -	10:34:29.437	Jochen KRUMBACH	14:17.612	6:20.853	13:24.022	10:40:50.290	Jochen KRUMBACH
4 -	10:53:14.116	Jochen KRUMBACH	12:23.826	1:49.002	15:13.024	10:55:03.118	David PEREL
5 -	11:05:39.409	David PEREL	10:36.291	6:21.643	21:34.667	11:12:01.052	David PEREL
6 -	11:20:47.013	David PEREL	8:45.961	2:41.128	24:15.795	11:23:28.141	David PEREL
7 -	11:30:27.853	David PEREL	6:59.712	2:33.370	26:49.165	11:33:01.223	Leonard WEISS
8 -	11:43:12.121	Leonard WEISS	10:10.898	5:17.628	32:06.793	11:48:29.749	Leonard WEISS
-	Finish	Leonard WEISS	12:44.746				

P16 43 ProAm		Strakka Racing		Mercedes-AMG GT3			
D1: Christina NIELSEN		Total Stint: 15 Laps - 30:45.866 (31.61%)		Best Lap: 1:45.712 On Lap 28 @ 153.99 kph			
D2: Adrian Henry D'SLIVA		Total Stint: 13 Laps - 33:23.097 (34.3%)		Best Lap: 1:47.895 On Lap 42 @ 150.88 kph			
D3: Dominik BAUMANN		Total Stint: 14 Laps - 30:09.519 (30.99%)		Best Lap: 1:43.490 On Lap 9 @ 157.30 kph			
STOP	IN TIME	DRIVER IN	STINT TIME	STOP TIME	TOTAL STOP TIME	OUT TIME	DRIVER OUT
1 -	10:18:01.847	Dominik BAUMANN	16:33.719	9:07.185	9:07.185	10:27:09.032	Dominik BAUMANN
2 -	10:35:53.556	Dominik BAUMANN	8:44.524	4:51.276	13:58.461	10:40:44.832	Christina NIELSEN
3 -	10:53:58.002	Christina NIELSEN	13:13.170	2:22.874	16:21.335	10:56:20.876	Christina NIELSEN
4 -	11:10:42.005	Christina NIELSEN	14:21.129	3:11.567	19:32.902	11:13:53.572	Adrian Henry D'SLIVA
5 -	11:47:16.669	Adrian Henry D'SLIVA					

P17 25 Pro		Audi Sport Team WRT		Audi R8 LMS GT3 2019			
D1: Dries VANTHOOR		Total Stint: 13 Laps - 29:52.312 (24.85%)		Best Lap: 1:43.512 On Lap 26 @ 157.26 kph			
D2: Kelvin VAN DER LINDE		Total Stint: 15 Laps - 29:43.795 (24.74%)		Best Lap: 1:43.633 On Lap 15 @ 157.08 kph			
D3: Frederic VERVISCH		Total Stint: 22 Laps - 38:48.851 (32.29%)		Best Lap: 1:43.786 On Lap 39 @ 156.85 kph			
STOP	IN TIME	DRIVER IN	STINT TIME	STOP TIME	TOTAL STOP TIME	OUT TIME	DRIVER OUT
1 -	10:02:28.353	Kelvin VAN DER LINDE	2:00.038	22.345	22.345	10:02:50.698	Kelvin VAN DER LINDE
2 -	10:18:43.258	Kelvin VAN DER LINDE	15:52.560	3:15.821	3:38.166	10:21:59.079	Kelvin VAN DER LINDE
3 -	10:30:37.908	Kelvin VAN DER LINDE	8:38.829	3:12.368	6:50.534	10:33:50.276	Dries VANTHOOR
4 -	10:56:36.810	Dries VANTHOOR	22:46.534	7:05.778	13:56.312	11:03:42.588	Frederic VERVISCH
5 -	11:26:21.760	Frederic VERVISCH	22:39.172	11:05.234	25:01.546	11:37:26.994	Frederic VERVISCH
6 -	11:41:11.741	Frederic VERVISCH	3:44.747	7:03.234	32:04.780	11:48:14.975	Frederic VERVISCH
-	Finish	Frederic VERVISCH	12:24.932				

P18 107 Pro		Bentley Team M-Sport		Bentley Continental GT3			
D1: Jules GOUNON		Total Stint: 16 Laps - 29:07.459 (24.21%)		Best Lap: 1:43.606 On Lap 36 @ 157.12 kph			
D2: Maxime SOULET		Total Stint: 21 Laps - 38:23.630 (31.92%)		Best Lap: 1:43.723 On Lap 48 @ 156.94 kph			
D3: Jordan PEPPER		Total Stint: 10 Laps - 19:24.578 (16.14%)		Best Lap: 1:43.731 On Lap 8 @ 156.93 kph			
STOP	IN TIME	DRIVER IN	STINT TIME	STOP TIME	TOTAL STOP TIME	OUT TIME	DRIVER OUT
1 -	10:06:17.826	Jordan PEPPER	5:46.506	18:18.064	18:18.064	10:24:35.890	Jordan PEPPER
2 -	10:36:53.854	Jordan PEPPER	12:17.964	1:20.108	19:38.172	10:38:13.962	Maxime SOULET
3 -	10:55:46.397	Maxime SOULET	17:32.435	1:27.658	21:05.830	10:57:14.055	Jules GOUNON
4 -	11:11:09.803	Jules GOUNON	13:55.748	3:51.204	24:57.034	11:15:01.007	Jules GOUNON
5 -	11:21:55.746	Jules GOUNON	6:54.739	3:56.674	28:53.708	11:25:52.420	Jules GOUNON
6 -	11:32:52.751	Jules GOUNON	7:00.331	1:16.641	30:10.349	11:34:09.392	Maxime SOULET
7 -	11:41:16.129	Maxime SOULET	7:06.737	7:15.330	37:25.679	11:48:31.459	Maxime SOULET
-	Finish	Maxime SOULET	12:16.800				

Weather / Track : Cloudy / Dry

Kyalami Grand Prix Circuit

Circuit Length = 4.522 km

Start: 10:00 Flag 11:59 End: 12:03

# Kyalami 9 Hours

## PAID TEST SESSION 1 - PIT STOP ANALYSIS

<b>P19 29 Pro</b> D1: Markus WINKELHOCK D2: Christopher MIES D3: Christopher HAASE	<b>Audi Sport Team Land</b> Total Stint: 15 Laps - 41:35.583 (35.87%) Total Stint: 20 Laps - 37:15.660 (32.14%) Total Stint: 7 Laps - 12:25.092 (10.71%)	<b>Audi R8 LMS GT3 2019</b> Best Lap: 1:44.295 On Lap 35 @ 156.08 kph Best Lap: 1:44.075 On Lap 20 @ 156.41 kph Best Lap: 1:43.933 On Lap 43 @ 156.63 kph
---	---	--

STOP	IN TIME	DRIVER IN	STINT TIME	STOP TIME	TOTAL STOP TIME	OUT TIME	DRIVER OUT
1 -	10:18:40.238	Christopher MIES	14:10.682	9:47.412	9:47.412	10:28:27.650	Christopher MIES
2 -	10:49:22.686	Christopher MIES	20:55.036	2:09.942	11:57.354	10:51:32.628	Markus WINKELHOCK
3 -	11:05:37.690	Markus WINKELHOCK	14:05.062	14:52.640	26:49.994	11:20:30.330	Markus WINKELHOCK
4 -	11:32:46.042	Markus WINKELHOCK	12:15.712	15:14.809	42:04.803	11:48:00.851	Christopher HAASE
-	Finish	Christopher HAASE	12:25.092				

<b>P20 6 Silver</b> D1: Hubert HAUPT D2: Patrick ASSENHEIMER D3: Sergei AFANASIEV	<b>Black Falcon</b> Total Stint: 12 Laps - 23:13.614 (20.03%) Total Stint: 13 Laps - 24:27.699 (21.09%) Total Stint: 24 Laps - 47:37.459 (41.06%)	<b>Mercedes-AMG GT3</b> Best Lap: 1:44.696 On Lap 10 @ 155.49 kph Best Lap: 1:44.055 On Lap 25 @ 156.44 kph Best Lap: 1:43.955 On Lap 39 @ 156.59 kph
--	--	--

STOP	IN TIME	DRIVER IN	STINT TIME	STOP TIME	TOTAL STOP TIME	OUT TIME	DRIVER OUT
1 -	10:02:32.693	Hubert HAUPT	2:06.622	22.528	22.528	10:02:55.221	Hubert HAUPT
2 -	10:13:37.560	Hubert HAUPT	10:42.339	1:59.186	2:21.714	10:15:36.746	Hubert HAUPT
3 -	10:24:19.023	Hubert HAUPT	8:42.277	1:42.376	4:04.090	10:26:01.399	Patrick ASSENHEIMER
4 -	10:49:00.859	Patrick ASSENHEIMER	22:59.460	1:28.239	5:32.329	10:50:29.098	Sergei AFANASIEV
5 -	11:17:21.036	Sergei AFANASIEV	26:51.938	10:35.136	16:07.465	11:27:56.172	Sergei AFANASIEV
6 -	11:38:25.273	Sergei AFANASIEV	10:29.101	10:03.235	26:10.700	11:48:28.508	Sergei AFANASIEV
7 -	11:58:44.928	Sergei AFANASIEV					

<b>P21 188 ProAm</b> D1: Alex WEST D2: Chris GOODWIN D3: Côme LEDOGAR	<b>Garage 59</b> Total Stint: 20 Laps - 38:16.506 (31.69%) Total Stint: 13 Laps - 34:55.130 (28.91%) Total Stint: 17 Laps - 33:36.884 (27.83%)	<b>Aston Martin Vantage AMR GT3</b> Best Lap: 1:45.849 On Lap 47 @ 153.79 kph Best Lap: 1:45.532 On Lap 43 @ 154.25 kph Best Lap: 1:43.960 On Lap 16 @ 156.59 kph
--	---	--

STOP	IN TIME	DRIVER IN	STINT TIME	STOP TIME	TOTAL STOP TIME	OUT TIME	DRIVER OUT
1 -	10:02:37.097	Côme LEDOGAR	2:09.721	3:53.165	3:53.165	10:06:30.262	Côme LEDOGAR
2 -	10:26:19.361	Côme LEDOGAR	19:49.099	4:34.319	8:27.484	10:30:53.680	Côme LEDOGAR
3 -	10:39:35.434	Côme LEDOGAR	8:41.754	2:56.310	11:23.794	10:42:31.744	Alex WEST
4 -	11:06:29.255	Alex WEST	23:57.511	1:28.677	12:52.471	11:07:57.932	Chris GOODWIN
5 -	11:20:45.342	Chris GOODWIN	12:47.410	5:30.740	18:23.211	11:26:16.082	Chris GOODWIN
6 -	11:36:58.851	Chris GOODWIN	10:42.769	11:24.951	29:48.162	11:48:23.802	Alex WEST
-	Finish	Alex WEST	12:50.318				

<b>P22 62 Pro</b> D1: Ricky COLLARD D2: Hugo de SADELEER D3: Marvin KIRCHHOEFER	<b>R-Motorsport</b> Total Stint: 5 Laps - 11:42.720 (10.18%) Total Stint: 9 Laps - 27:36.646 (24.01%) Total Stint: 11 Laps - 24:21.397 (21.18%)	<b>Aston Martin Vantage AMR GT3</b> Best Lap: 1:49.299 On Lap 25 @ 148.94 kph Best Lap: 1:45.887 On Lap 19 @ 153.74 kph Best Lap: 1:44.616 On Lap 8 @ 155.60 kph
--	--	---

STOP	IN TIME	DRIVER IN	STINT TIME	STOP TIME	TOTAL STOP TIME	OUT TIME	DRIVER OUT
1 -	10:02:52.847	Marvin KIRCHHOEFER	2:14.015	34.478	34.478	10:03:27.325	Marvin KIRCHHOEFER
2 -	10:05:26.403	Marvin KIRCHHOEFER	1:59.078	5:50.001	6:24.479	10:11:16.404	Marvin KIRCHHOEFER
3 -	10:27:51.454	Marvin KIRCHHOEFER	16:35.050	3:33.254	9:57.733	10:31:24.708	Hugo de SADELEER
4 -	10:47:47.809	Hugo de SADELEER	16:23.101	11:13.545	21:11.278	10:59:01.354	Ricky COLLARD
5 -	11:00:55.600	Ricky COLLARD	1:54.246	5:41.112	26:52.390	11:06:36.712	Ricky COLLARD
6 -	11:14:00.612	Ricky COLLARD	7:23.900	41:39.942	1:08:32.332	11:55:40.554	Ricky COLLARD
7 -	11:58:05.128	Ricky COLLARD					

<b>P24 36 Am</b> D1: Henry WALKENHORST D2: Michael Von ROOYEN D3: Gennaro BONAFEDE	<b>Walkenhorst Motorsport</b> Total Stint: 11 Laps - 23:37.974 (19.92%) Total Stint: 17 Laps - 36:35.775 (30.84%) Total Stint: 19 Laps - 46:48.788 (39.45%)	<b>BMW M6 GT3</b> Best Lap: 1:48.470 On Lap 23 @ 150.08 kph Best Lap: 1:44.904 On Lap 45 @ 155.18 kph Best Lap: 1:44.799 On Lap 8 @ 155.33 kph
---	--	---

STOP	IN TIME	DRIVER IN	STINT TIME	STOP TIME	TOTAL STOP TIME	OUT TIME	DRIVER OUT
1 -	10:03:00.592	Gennaro BONAFEDE	2:30.146	6:56.594	6:56.594	10:09:57.186	Gennaro BONAFEDE
2 -	10:15:23.430	Gennaro BONAFEDE	5:26.244	2:27.619	9:24.213	10:17:51.049	Gennaro BONAFEDE
3 -	10:31:52.774	Gennaro BONAFEDE	14:01.725	2:44.729	12:08.942	10:34:37.503	Henry WALKENHORST
4 -	10:40:15.016	Henry WALKENHORST	5:37.513	1:36.798	13:45.740	10:41:51.814	Henry WALKENHORST
5 -	10:56:31.279	Henry WALKENHORST	14:39.465	3:20.996	17:06.736	10:59:52.275	Michael Von ROOYEN
6 -	11:05:31.720	Michael Von ROOYEN	5:39.445	2:29.293	19:36.029	11:08:01.013	Michael Von ROOYEN
7 -	11:22:24.524	Michael Von ROOYEN	14:23.511	3:47.017	23:23.046	11:26:11.541	Gennaro BONAFEDE
8 -	11:38:28.119	Gennaro BONAFEDE	12:16.578	9:49.366	33:12.412	11:48:17.485	Michael Von ROOYEN

Weather / Track : Cloudy / Dry

Kyalami Grand Prix Circuit

Circuit Length = 4.522 km

Start: 10:00 Flag 11:59 End: 12:03



## Kyalami 9 Hours

### PAID TEST SESSION 1 - PIT STOP ANALYSIS

9 - 12:01:03.287 Michael Von ROOYEN

STOP	IN TIME	DRIVER IN	STINT TIME	STOP TIME	TOTAL STOP TIME	OUT TIME	DRIVER OUT
1 -	10:24:58.854	Miguel RAMOS	24:13.363	4:35.766	4:35.766	10:29:34.620	Valentin PIERBURG
2 -	10:51:32.975	Valentin PIERBURG	21:58.355	4:45.892	9:21.658	10:56:18.867	Tim Torsten MÜLLER
3 -	11:09:10.904	Tim Torsten MÜLLER	12:52.037	7:45.060	17:06.718	11:16:55.964	Tim Torsten MÜLLER
4 -	11:25:53.261	Tim Torsten MÜLLER	8:57.297	2:59.675	20:06.393	11:28:52.936	Miguel RAMOS
5 -	11:39:40.243	Miguel RAMOS	10:47.307	8:45.073	28:51.466	11:48:25.316	Valentin PIERBURG
6 -	11:55:46.764	Valentin PIERBURG	7:21.448	22.248	29:13.714	11:56:09.012	Valentin PIERBURG
-	Finish	Valentin PIERBURG	5:22.508				

STOP	IN TIME	DRIVER IN	STINT TIME	STOP TIME	TOTAL STOP TIME	OUT TIME	DRIVER OUT
1 -	10:04:11.158	Leonard Charles THOMP	2:33.262	2:39.256	2:39.256	10:06:50.414	Leonard Charles THOMPSON
2 -	10:19:50.994	Leonard Charles THOMP					

STOP	IN TIME	DRIVER IN	STINT TIME	STOP TIME	TOTAL STOP TIME	OUT TIME	DRIVER OUT
1 -	10:03:31.510	Charl ARANGIES	2:07.671	1:04.109	1:04.109	10:04:35.619	Charl ARANGIES
2 -	10:11:56.780	Charl ARANGIES					

STOP	IN TIME	DRIVER IN	STINT TIME	STOP TIME	TOTAL STOP TIME	OUT TIME	DRIVER OUT
1 -	10:06:22.617	Franco SCRIBANTE	4:34.571	10:02.658	10:02.658	10:16:25.275	Franco SCRIBANTE
2 -	10:25:58.628	Franco SCRIBANTE	9:33.353	22:01.966	32:04.624	10:48:00.594	Franco SCRIBANTE
3 -	10:56:10.767	Franco SCRIBANTE	8:10.173	12:04.275	44:08.899	11:08:15.042	Franco SCRIBANTE
4 -	11:10:32.295	Franco SCRIBANTE					

# Kyalami 9 Hours

## PAID TEST SESSION 1 - STATISTICS

<b>Competitors Started</b>	28
<b>Planned Start</b>	2019-11-21 @ 10:00:00.000
<b>Actual Start</b>	2019-11-21 @ 10:00:00.000
<b>Finish Time</b>	2019-11-21 @ 11:59:59.935
<b>Track Length</b>	4.522km
<b>Total Laps</b>	1223
<b>Total Distance Covered</b>	5530.406km

### Session Fastest Lap History

NO	CL	NAME	LAP TIME	TIME OF DAY	LAP	VEHICLE
42	Pro	<b>BMW Team Schnitzer</b> <i>S. VAN DER LINDE</i>	<b>1:48.416</b>	10:04:21.964	3	BMW M6 GT3
107	Pro	<b>Bentley Team M-Sport</b> <i>J. PEPPER</i>	<b>1:47.550</b>	10:04:27.407	3	Bentley Continental GT3
44	Pro	<b>Mercedes-AMG Team Strakka Racing</b> <i>G. PAFFETT</i>	<b>1:46.904</b>	10:05:12.878	3	Mercedes-AMG GT3
42	Pro	<b>BMW Team Schnitzer</b> <i>S. VAN DER LINDE</i>	<b>1:44.523</b>	10:06:06.488	4	BMW M6 GT3
42	Pro	<b>BMW Team Schnitzer</b> <i>S. VAN DER LINDE</i>	<b>1:44.037</b>	10:07:50.525	5	BMW M6 GT3
44	Pro	<b>Mercedes-AMG Team Strakka Racing</b> <i>G. PAFFETT</i>	<b>1:43.586</b>	10:10:25.891	6	Mercedes-AMG GT3
44	Pro	<b>Mercedes-AMG Team Strakka Racing</b> <i>G. PAFFETT</i>	<b>1:43.423</b>	10:13:59.552	8	Mercedes-AMG GT3
18	Pro	<b>KCMG</b> <i>A. IMPERATORI</i>	<b>1:43.380</b>	10:32:59.368	14	Nissan GT-R NISMO GT3
31	Pro	<b>Frikadelli Racing Team</b> <i>M. JAMINET</i>	<b>1:43.337</b>	10:46:54.640	21	Porsche 911 GT3 R
34	Pro	<b>Walkenhorst Motorsport</b> <i>M. JENSEN</i>	<b>1:43.335</b>	10:58:21.952	28	BMW M6 GT3
20	Pro	<b>GPX Racing</b> <i>M. CHRISTENSEN</i>	<b>1:43.252</b>	11:08:17.816	26	Porsche 911 GT3 R
999	Pro	<b>Mercedes-AMG Team GruppeM Racing</b> <i>M. ENGEL</i>	<b>1:43.121</b>	11:17:41.383	35	Mercedes-AMG GT3
35	Pro	<b>KCMG</b> <i>J. BURDON</i>	<b>1:42.696</b>	11:23:10.172	28	Nissan GT-R NISMO GT3
31	Pro	<b>Frikadelli Racing Team</b> <i>N. TANDY</i>	<b>1:42.386</b>	11:29:44.860	37	Porsche 911 GT3 R

### Flag History

TYPE	TIME OF DAY
GREEN	10:00:00.000
RED	11:40:42.486
GREEN	11:47:58.826
FINISH	11:59:59.935

### Flag Statistics

TYPE	COUNT	TOTAL LAPS	TOTAL TIME
Green	2	61	1:56:36.619
Red	1	0	7:16.340
Safety Car	0	0	0.000
FCY	0	0	0.000

Weather / Track : Cloudy / Dry

Kyalami Grand Prix Circuit  
Circuit Length = 4.522 km  
Start: 10:00 Flag 11:59 End: 12:03

# Kyalami 9 Hours

## PAID TEST SESSION 1 - STATISTICS

CLASS : Pro

18 Starters

### Fastest Lap History

NO	NAME	LAP TIME	TIME OF DAY	LAP	VEHICLE
42	<b>BMW Team Schnitzer</b> <i>S. VAN DER LINDE</i>	<b>1:48.416</b>	10:04:21.964	3	BMW M6 GT3
107	<b>Bentley Team M-Sport</b> <i>J. PEPPER</i>	<b>1:47.550</b>	10:04:27.407	3	Bentley Continental GT3
44	<b>Mercedes-AMG Team Strakka Racing</b> <i>G. PAFFETT</i>	<b>1:46.904</b>	10:05:12.878	3	Mercedes-AMG GT3
42	<b>BMW Team Schnitzer</b> <i>S. VAN DER LINDE</i>	<b>1:44.523</b>	10:06:06.488	4	BMW M6 GT3
42	<b>BMW Team Schnitzer</b> <i>S. VAN DER LINDE</i>	<b>1:44.037</b>	10:07:50.525	5	BMW M6 GT3
44	<b>Mercedes-AMG Team Strakka Racing</b> <i>G. PAFFETT</i>	<b>1:43.586</b>	10:10:25.891	6	Mercedes-AMG GT3
44	<b>Mercedes-AMG Team Strakka Racing</b> <i>G. PAFFETT</i>	<b>1:43.423</b>	10:13:59.552	8	Mercedes-AMG GT3
18	<b>KCMG</b> <i>A. IMPERATORI</i>	<b>1:43.380</b>	10:32:59.368	14	Nissan GT-R NISMO GT3
31	<b>Frikadelli Racing Team</b> <i>M. JAMINET</i>	<b>1:43.337</b>	10:46:54.640	21	Porsche 911 GT3 R
34	<b>Walkenhorst Motorsport</b> <i>M. JENSEN</i>	<b>1:43.335</b>	10:58:21.952	28	BMW M6 GT3
20	<b>GPX Racing</b> <i>M. CHRISTENSEN</i>	<b>1:43.252</b>	11:08:17.816	26	Porsche 911 GT3 R
999	<b>Mercedes-AMG Team GruppeM Racing</b> <i>M. ENGEL</i>	<b>1:43.121</b>	11:17:41.383	35	Mercedes-AMG GT3
35	<b>KCMG</b> <i>J. BURDON</i>	<b>1:42.696</b>	11:23:10.172	28	Nissan GT-R NISMO GT3
31	<b>Frikadelli Racing Team</b> <i>N. TANDY</i>	<b>1:42.386</b>	11:29:44.860	37	Porsche 911 GT3 R

Weather / Track : Cloudy / Dry

Kyalami Grand Prix Circuit  
Circuit Length = 4.522 km  
Start: 10:00 Flag 11:59 End: 12:03

## Kyalami 9 Hours

### PAID TEST SESSION 1 - STATISTICS

CLASS : ProAm

2 Starters

#### Fastest Lap History

NO	NAME	LAP TIME	TIME OF DAY	LAP	VEHICLE
43	<b>Strakka Racing</b> <i>D. BAUMANN</i>	<b>1:53.793</b>	10:05:44.933	3	Mercedes-AMG GT3
43	<b>Strakka Racing</b> <i>D. BAUMANN</i>	<b>1:47.629</b>	10:07:32.562	4	Mercedes-AMG GT3
43	<b>Strakka Racing</b> <i>D. BAUMANN</i>	<b>1:46.212</b>	10:09:18.774	5	Mercedes-AMG GT3
43	<b>Strakka Racing</b> <i>D. BAUMANN</i>	<b>1:44.408</b>	10:11:03.182	6	Mercedes-AMG GT3
43	<b>Strakka Racing</b> <i>D. BAUMANN</i>	<b>1:43.801</b>	10:14:41.213	8	Mercedes-AMG GT3
43	<b>Strakka Racing</b> <i>D. BAUMANN</i>	<b>1:43.490</b>	10:16:24.703	9	Mercedes-AMG GT3

Weather / Track : Cloudy / Dry

Results can be found at [www.tsl-timing.com](http://www.tsl-timing.com)

Page 3 of 6

Kyalami Grand Prix Circuit  
Circuit Length = 4.522 km  
Start: 10:00 Flag 11:59 End: 12:03

Printed - 12:14 Thursday, 21 November 2019

# Kyalami 9 Hours

## PAID TEST SESSION 1 - STATISTICS

CLASS : Silver

3 Starters

### Fastest Lap History

NO	NAME	LAP TIME	TIME OF DAY	LAP	VEHICLE
22	<b>WTM Racing powered by Rinaldi</b> <i>J. KRUMBACH</i>	<b>2:04.010</b>	10:05:06.563	3	Ferrari 488 GT3
6	<b>Black Falcon</b> <i>H. HAUPT</i>	<b>1:46.540</b>	10:06:40.755	4	Mercedes-AMG GT3
6	<b>Black Falcon</b> <i>H. HAUPT</i>	<b>1:45.833</b>	10:08:26.589	5	Mercedes-AMG GT3
6	<b>Black Falcon</b> <i>H. HAUPT</i>	<b>1:45.649</b>	10:10:12.238	6	Mercedes-AMG GT3
6	<b>Black Falcon</b> <i>H. HAUPT</i>	<b>1:44.768</b>	10:11:57.005	7	Mercedes-AMG GT3
6	<b>Black Falcon</b> <i>H. HAUPT</i>	<b>1:44.696</b>	10:19:11.330	10	Mercedes-AMG GT3
6	<b>Black Falcon</b> <i>P. ASSENHEIMER</i>	<b>1:44.055</b>	10:47:23.618	25	Mercedes-AMG GT3
6	<b>Black Falcon</b> <i>S. AFANASIEV</i>	<b>1:43.955</b>	11:13:57.620	39	Mercedes-AMG GT3
22	<b>WTM Racing powered by Rinaldi</b> <i>D. PEREL</i>	<b>1:43.469</b>	11:28:51.783	36	Ferrari 488 GT3

Weather / Track : Cloudy / Dry

Results can be found at [www.tsl-timing.com](http://www.tsl-timing.com)

Page 4 of 6

Kyalami Grand Prix Circuit  
Circuit Length = 4.522 km  
Start: 10:00 Flag 11:59 End: 12:03

Printed - 12:14 Thursday, 21 November 2019

# Kyalami 9 Hours

## PAID TEST SESSION 1 - STATISTICS

CLASS : Am

3 Starters

### Fastest Lap History

NO	NAME	LAP TIME	TIME OF DAY	LAP	VEHICLE
40	<b>SPS Automotive Performance</b> <i>M. RAMOS</i>	<b>2:02.286</b>	10:05:17.959	3	Mercedes-AMG GT3
40	<b>SPS Automotive Performance</b> <i>M. RAMOS</i>	<b>1:56.085</b>	10:07:14.044	4	Mercedes-AMG GT3
40	<b>SPS Automotive Performance</b> <i>M. RAMOS</i>	<b>1:51.479</b>	10:09:05.523	5	Mercedes-AMG GT3
40	<b>SPS Automotive Performance</b> <i>M. RAMOS</i>	<b>1:49.054</b>	10:10:54.577	6	Mercedes-AMG GT3
40	<b>SPS Automotive Performance</b> <i>M. RAMOS</i>	<b>1:48.185</b>	10:12:42.762	7	Mercedes-AMG GT3
36	<b>Walkenhorst Motorsport</b> <i>G. BONAFEDE</i>	<b>1:47.681</b>	10:13:46.539	4	BMW M6 GT3
40	<b>SPS Automotive Performance</b> <i>M. RAMOS</i>	<b>1:47.320</b>	10:14:30.100	8	Mercedes-AMG GT3
40	<b>SPS Automotive Performance</b> <i>M. RAMOS</i>	<b>1:46.555</b>	10:16:16.637	9	Mercedes-AMG GT3
40	<b>SPS Automotive Performance</b> <i>M. RAMOS</i>	<b>1:45.823</b>	10:19:49.441	11	Mercedes-AMG GT3
36	<b>Walkenhorst Motorsport</b> <i>G. BONAFEDE</i>	<b>1:45.149</b>	10:21:27.239	7	BMW M6 GT3
36	<b>Walkenhorst Motorsport</b> <i>G. BONAFEDE</i>	<b>1:44.799</b>	10:23:12.038	8	BMW M6 GT3

Weather / Track : Cloudy / Dry

Kyalami Grand Prix Circuit  
Circuit Length = 4.522 km  
Start: 10:00 Flag 11:59 End: 12:03

# Kyalami 9 Hours

## PAID TEST SESSION 1 - STATISTICS

CLASS : Nat

2 Starters

### Fastest Lap History

NO	NAME	LAP TIME	TIME OF DAY	LAP	VEHICLE
13	<b>Stradale Motorsport</b> <i>C. ARANGIES</i>	<b>1:50.431</b>	10:08:21.975	4	Lamborghini Huracan GT3 2019
13	<b>Stradale Motorsport</b> <i>C. ARANGIES</i>	<b>1:50.033</b>	10:10:12.011	5	Lamborghini Huracan GT3 2019
17	<b>Pablo Clark Racing</b> <i>L. THOMPSON</i>	<b>1:46.025</b>	10:12:48.730	5	Ferrari 458 Italia GT3
17	<b>Pablo Clark Racing</b> <i>L. THOMPSON</i>	<b>1:45.998</b>	10:14:34.730	6	Ferrari 458 Italia GT3
17	<b>Pablo Clark Racing</b> <i>L. THOMPSON</i>	<b>1:45.430</b>	10:16:20.159	7	Ferrari 458 Italia GT3

Weather / Track : Cloudy / Dry

Results can be found at [www.tsl-timing.com](http://www.tsl-timing.com)

Page 6 of 6

Kyalami Grand Prix Circuit  
Circuit Length = 4.522 km  
Start: 10:00 Flag 11:59 End: 12:03

Printed - 12:14 Thursday, 21 November 2019

## Kyalami 9 Hours

### PAID TEST SESSION 2 - CLASSIFICATION

POS	NO	CL	PIC	TEAM / DRIVERS	CAR	TIME	ON	LAPS	GAP	DIFF	KPH
1	62	Pro	1	R-Motorsport (CHE) Ricky COLLARD (GBR) / Hugo de SADELEER (CHE) / Marvin KIRCHHOEFER (DEU)	Aston Martin Vantage AMR GT3	1:42.480	39	42			158.85
2	18	Pro	2	KCMG (HKG) Alexandre IMPERATORI (CHE) / Edoardo LIBERATI (ITA) / Oliver JARVIS (GBR)	Nissan GT-R NISMO GT3	1:42.487	12	38	0.007	0.007	158.84
3	30	Pro	3	Honda Team Motul (ITA) Marco BONANOMI (ITA) / Bertrand BAGUETTE (BEL) / Dane CAMERON (USA)	Honda NSX GT3 2019	1:42.497	23	38	0.017	0.010	158.82
4	35	Pro	4	KCMG (HKG) Joao Paulo de OLIVEIRA (BRA) / Katsumasa CHIYO (JPN) / Joshua BURDON (AUS)	Nissan GT-R NISMO GT3	1:42.566	9	35	0.086	0.069	158.71
5	10	Pro	5	Mercedes-AMG Team SPS Automotive Performance (DEU) Yelmer BUURMAN (NDL) / Luca STOLZ (DEU) / Maximilian GOETZ (DEU)	Mercedes-AMG GT3	1:42.632	26	39	0.152	0.066	158.61
6	107	Pro	6	Bentley Team M-Sport (GBR) Jules GOUNON (BEL) / Maxime SOULET (BEL) / Jordan PEPPER (ZAF)	Bentley Continental GT3	1:42.833	28	37	0.353	0.201	158.30
7	999	Pro	7	Mercedes-AMG Team GruppeM Racing (HKG) Maxi BUHK (DEU) / Maro ENGEL (DEU) / Raffaele MARCIELLO (ITA)	Mercedes-AMG GT3	1:42.905	12	17	0.425	0.072	158.19
8	76	Pro	8	R-Motorsport (CHE) Maxime MARTIN (BEL) / Enaam AHMED (GBR) / Jake DENNIS (GBR)	Aston Martin Vantage AMR GT3	1:42.921	9	40	0.441	0.016	158.17
9	911	Pro	9	KUS Team 75 Bernhard (DEU) Romain DUMAS (FRA) / Dirk WERNER (DEU) / Sven MUELLER (DEU)	Porsche 911 GT3 R	1:42.924	26	32	0.444	0.003	158.16
10	44	Pro	10	Mercedes-AMG Team Strakka Racing (GBR) Gary PAFFETT (GBR) / Lewis WILLIAMSON (GBR) / Tristan VAUTIER (FRA)	Mercedes-AMG GT3	1:42.969	26	40	0.489	0.045	158.09
11	12	Pro	11	Dinamic Motorsport (ITA) Laurens VANTHOOR (BEL) / Earl BAMBER (NZL) / Matt CAMPBELL (AUS)	Porsche 911 GT3 R	1:42.983	31	34	0.503	0.014	158.07
12	108	Pro	12	Bentley Team M-Sport (GBR) Rodrigo BAPTISTA (BRA) / Andy SOUCEK (ESP) / Steven KANE (GBR)	Bentley Continental GT3	1:42.990	28	41	0.510	0.007	158.06
13	31	Pro	13	Frikadelli Racing Team (DEU) Mathieu JAMINET (FRA) / Dennis OLSEN (NOR) / Nick TANDY (GBR)	Porsche 911 GT3 R	1:43.070	15	38	0.590	0.080	157.94
14	20	Pro	14	GPX Racing (UAE) Michael CHRISTENSEN (DNK) / Kevin ESTRE (FRA) / Richard LIETZ (AUT)	Porsche 911 GT3 R	1:43.146	25	30	0.666	0.076	157.82
15	25	Pro	15	Audi Sport Team WRT (BEL) Dries VANTHOOR (BEL) / Kelvin VAN DER LINDE (ZAF) / Frederic VERVISCH (BEL)	Audi R8 LMS GT3 2019	1:43.239	40	40	0.759	0.093	157.68
16	42	Pro	16	BMW Team Schnitzer (DEU) Martin TOMCZYK (DEU) / Sheldon VAN DER LINDE (ZAF) / Augusto FARFUS (BRA)	BMW M6 GT3	1:43.266	42	42	0.786	0.027	157.64
17	34	Pro	17	Walkenhorst Motorsport (DEU) Christian KROGNES (NOR) / Mikkel JENSEN (DNK) / Nicky CATSBURG (NDL)	BMW M6 GT3	1:43.315	27	29	0.835	0.049	157.56
18	6	Silver	1	Black Falcon (DEU) Hubert HAUPT (DEU) / Patrick ASSENHEIMER (DEU) / Sergei AFANASIEV (RUS)	Mercedes-AMG GT3	1:43.400	30	34	0.920	0.085	157.43
19	43	ProAm	1	Strakka Racing (GBR) Christina NIELSEN (DNK) / Adrian Henry D'SLIVA (MYS) / Dominik BAUMANN (AUT)	Mercedes-AMG GT3	1:43.506	9	31	1.026	0.106	157.27
20	29	Pro	18	Audi Sport Team Land (DEU) Markus WINKELHOEK (DEU) / Christopher MIES (DEU) / Christopher HAASE (DEU)	Audi R8 LMS GT3 2019	1:43.530	37	37	1.050	0.024	157.24
21	188	ProAm	2	Garage 59 (GBR) Alex WEST (SWE) / Chris GOODWIN (GBR) / Côme LEDOGAR (FRA)	Aston Martin Vantage AMR GT3	1:43.642	32	35	1.162	0.112	157.07
22	9	Silver	2	Lechner Racing (AUT) Saul HACK (ZAF) / Lars KERN (DEU) / Dylan PEREIRA (LUX)	Porsche 911 GT3 R	1:43.807	41	42	1.327	0.165	156.82
23	22	Silver	3	WTM Racing powered by Rinaldi (DEU) Georg WEISS (DEU) / Jochen KRUMBACH (DEU) / David PEREL (ZAF)	Ferrari 488 GT3	1:43.905	45	46	1.425	0.098	156.67
24	36	Am	1	Walkenhorst Motorsport (DEU) Henry WALKENHORST (DEU) / Michael Von ROOYEN (ZAF) / Gennaro BONAFEDE	BMW M6 GT3	1:45.070	14	37	2.590	1.165	154.93
25	40	Am	2	SPS Automotive Performance (DEU) Valentin PIERBURG (DEU) / Tim Torsten MULLER (DEU) / Miguel RAMOS (PRT)	Mercedes-AMG GT3	1:45.197	37	39	2.717	0.127	154.74
26	13	Nat	1	Stradale Motorsport (ZAF) Charl ARANGIES (ZAF) / Craig JARVIS (ZAF) / Dawie JOUBERT (ZAF)	Lamborghini Huracan GT3 2019	1:47.509	5	19	5.029	2.312	151.42
27	17	Nat	2	Pablo Clark Racing (ZAF) Kishoor PITAMBER (ZAF) / Leonard Charles THOMPSON (ZAF) / Michael STEPHEN	Ferrari 458 Italia GT3	1:48.099	16	17	5.619	0.590	150.59

Kyalami Grand Prix Circuit  
Circuit Length = 4.522 km  
Start: 14:00 Flag 16:00 End: 16:02

Weather / Track : Cloudy / Dry

These results are provisional until the conclusion of any judicial and technical matters.

Race Director :	Timekeeper :
-----------------	--------------

Results can be found at [www.tsl-timing.com](http://www.tsl-timing.com)

Printed - 16:07 Thursday, 21 November 2019



## Kyalami 9 Hours

### PAID TEST SESSION 2 - CLASSIFICATION BY CLASS

#### CLASS : ICGT - Pro

POS	NO	TEAM / DRIVERS	CAR	TIME	ON	LAPS	GAP	DIFF	KPH
1	62	R-Motorsport (CHE) Ricky COLLARD (GBR) / Hugo de SADELEER (CHE) / Marvin KIRCHHOEFER (DEU)	Aston Martin Vantage AMR GT3	1:42.480	39	42			158.85
2	18	KCMG (HKG) Alexandre IMPERATORI (CHE) / Edoardo LIBERATI (ITA) / Oliver JARVIS (GBR)	Nissan GT-R NISMO GT3	1:42.487	12	38	0.007	0.007	158.84
3	30	Honda Team Motul (ITA) Marco BONANOMI (ITA) / Bertrand BAGUETTE (BEL) / Dane CAMERON (USA)	Honda NSX GT3 2019	1:42.497	23	38	0.017	0.010	158.82
4	35	KCMG (HKG) Joao Paulo de OLIVEIRA (BRA) / Katsumasa CHIYO (JPN) / Joshua BURDON (AUS)	Nissan GT-R NISMO GT3	1:42.566	9	35	0.086	0.069	158.71
5	10	Mercedes-AMG Team SPS Automotive Performance (DEU) Yelmer BUURMAN (NDL) / Luca STOLZ (DEU) / Maximilian GOETZ (DEU)	Mercedes-AMG GT3	1:42.632	26	39	0.152	0.066	158.61
6	107	Bentley Team M-Sport (GBR) Jules GOUNON (FRA) / Maxime SOULET (BEL) / Jordan PEPPER (ZAF)	Bentley Continental GT3	1:42.833	28	37	0.353	0.201	158.30
7	999	Mercedes-AMG Team GruppeM Racing (HKG) Maxi BUHK (DEU) / Maro ENGEL (DEU) / Raffaele MARCIELLO (ITA)	Mercedes-AMG GT3	1:42.905	12	17	0.425	0.072	158.19
8	76	R-Motorsport (CHE) Maxime MARTIN (BEL) / Enaam AHMED (GBR) / Jake DENNIS (GBR)	Aston Martin Vantage AMR GT3	1:42.921	9	40	0.441	0.016	158.17
9	911	KUS Team 75 Bernhard (DEU) Romain DUMAS (FRA) / Dirk WERNER (DEU) / Sven MUELLER (DEU)	Porsche 911 GT3 R	1:42.924	26	32	0.444	0.003	158.16
10	44	Mercedes-AMG Team Strakka Racing (GBR) Gary PAFFETT (GBR) / Lewis WILLIAMSON (GBR) / Tristan VAUTIER (FRA)	Mercedes-AMG GT3	1:42.969	26	40	0.489	0.045	158.09
11	12	Dinamic Motorsport (ITA) Laurens VANTHOOR (BEL) / Earl BAMBER (NZL) / Matt CAMPBELL (AUS)	Porsche 911 GT3 R	1:42.983	31	34	0.503	0.014	158.07
12	108	Bentley Team M-Sport (GBR) Rodrigo BAPTISTA (BRA) / Andy SOUCEK (ESP) / Steven KANE (GBR)	Bentley Continental GT3	1:42.990	28	41	0.510	0.007	158.06
13	31	Frikadelli Racing Team (DEU) Mathieu JAMINET (FRA) / Dennis OLSEN (NOR) / Nick TANDY (GBR)	Porsche 911 GT3 R	1:43.070	15	38	0.590	0.080	157.94
14	20	GPX Racing (UAE) Michael CHRISTENSEN (DNK) / Kevin ESTRE (FRA) / Richard LIETZ (AUT)	Porsche 911 GT3 R	1:43.146	25	30	0.666	0.076	157.82
15	25	Audi Sport Team WRT (BEL) Dries VANTHOOR (BEL) / Kelvin VAN DER LINDE (ZAF) / Frederic VERVISCH (BEL)	Audi R8 LMS GT3 2019	1:43.239	40	40	0.759	0.093	157.68
16	42	BMW Team Schnitzer (DEU) Martin TOMCZYK (DEU) / Sheldon VAN DER LINDE (ZAF) / Augusto FARFUS (BRA)	BMW M6 GT3	1:43.266	42	42	0.786	0.027	157.64
17	34	Walkenhorst Motorsport (DEU) Christian KROGNES (NOR) / Mikkel JENSEN (DNK) / Nicky CATSBURG (NDL)	BMW M6 GT3	1:43.315	27	29	0.835	0.049	157.56
18	29	Audi Sport Team Land (DEU) Markus WINKELHOCK (DEU) / Christopher MIES (DEU) / Christopher HAASE (DEU)	Audi R8 LMS GT3 2019	1:43.530	37	37	1.050	0.215	157.24

#### CLASS : ICGT - Am

POS	NO	TEAM / DRIVERS	CAR	TIME	ON	LAPS	GAP	DIFF	KPH
1	36	Walkenhorst Motorsport (DEU) Henry WALKENHORST (DEU) / Michael Von ROOYEN (ZAF) / Gennaro BONAFEDE (ZAF)	BMW M6 GT3	1:45.070	14	37			154.93
2	40	SPS Automotive Performance (DEU) Valentin PIERBURG (DEU) / Tim Torsten MÜLLER (DEU) / Miguel RAMOS (PRT)	Mercedes-AMG GT3	1:45.197	37	39	0.127	0.127	154.74

#### CLASS : ICGT - ProAm

POS	NO	TEAM / DRIVERS	CAR	TIME	ON	LAPS	GAP	DIFF	KPH
1	43	Strakka Racing (GBR) Christina NIELSEN (DNK) / Adrian Henry D'SLIVA (MYS) / Dominik BAUMANN (AUT)	Mercedes-AMG GT3	1:43.506	9	31			157.27
2	188	Garage 59 (GBR) Alex WEST (SWE) / Chris GOODWIN (GBR) / Come LEDOGAR (FRA)	Aston Martin Vantage AMR GT3	1:43.642	32	35	0.136	0.136	157.07

#### CLASS : ICGT - Silver

POS	NO	TEAM / DRIVERS	CAR	TIME	ON	LAPS	GAP	DIFF	KPH
1	6	Black Falcon (DEU) Hubert HAUPT (DEU) / Patrick ASSENHEIMER (DEU) / Sergei AFANASIEV (RUS)	Mercedes-AMG GT3	1:43.400	30	34			157.43
2	9	Lechner Racing (AUT) Saul HACK (ZAF) / Lars KERN (DEU) / Dylan PEREIRA (LUX)	Porsche 911 GT3 R	1:43.807	41	42	0.407	0.407	156.82
3	22	WTM Racing powered by Rinaldi (DEU) Georg WEISS (DEU) / Jochen KRUMBACH (DEU) / David PEREL (ZAF)	Ferrari 488 GT3	1:43.905	45	46	0.505	0.098	156.67

Weather / Track : Cloudy / Dry

These results are provisional until the conclusion of any judicial and technical matters.

Kyalami Grand Prix Circuit

Circuit Length = 4.522 km

Start: 14:00 Flag 16:00 End: 16:02

Race Director :	Timekeeper :
-----------------	--------------

## Kyalami 9 Hours

### PAID TEST SESSION 2 - CLASSIFICATION BY CLASS

CLASS : ICGT - Nat

POS	NO	TEAM / DRIVERS	CAR	TIME	ON	LAPS	GAP	DIFF	KPH
1	13	Stradale Motorsport (ZAF) Charl ARANGIES (ZAF) / Craig JARVIS (ZAF) / Dawie JOUBERT (ZAF)	Lamborghini Huracan GT3 2019	1:47.509	5	19			151.42
2	17	Pablo Clark Racing (ZAF) Kishoor PITAMBER (ZAF) / Leonard Charles THOMPSON (ZAF) / Michael STEPHEN (ZAF)	Ferrari 458 Italia GT3	1:48.099	16	17	0.590	0.590	150.59

Weather / Track : Cloudy / Dry

These results are provisional until the conclusion of any judicial and technical matters.

Kyalami Grand Prix Circuit  
Circuit Length = 4.522 km  
Start: 14:00 Flag 16:00 End: 16:02

Race Director :	Timekeeper :
-----------------	--------------

# Kyalami 9 Hours

## PAID TEST SESSION 2 - BEST SECTORS

SECTOR 1			SECTOR 2			SECTOR 3			IDEAL / BEST COMPARISON						
POS	NO	NAME	TIME	NO	NAME	TIME	NO	NAME	TIME	POS	NO	NAME	IDEAL	BEST	DIFF
													<b>PERFECT LAP</b>	<b>1:41.956</b>	
1	35	KCMG	32.022	62	R-Motorsport	40.664	108	Bentley Team M-Sp	29.270	1	35	KCMG	1:42.224	1:42.566	0.342
2	107	Bentley Team M-Sp	32.113	30	Honda Team Motul	40.683	35	KCMG	29.356	2	30	Honda Team Motul	1:42.264	1:42.497	0.233
3	108	Bentley Team M-Sp	32.142	18	KCMG	40.712	18	KCMG	29.389	3	18	KCMG	1:42.347	1:42.487	0.140
4	30	Honda Team Motul	32.181	10	Mercedes-AMG Tea	40.799	911	KUS Team 75 Berni	29.398	4	62	R-Motorsport	1:42.480	1:42.480	0.000
5	18	KCMG	32.246	31	Frikadelli Racing Te	40.803	30	Honda Team Motul	29.400	5	107	Bentley Team M-Spor	1:42.568	1:42.833	0.265
6	10	Mercedes-AMG Tea	32.337	35	KCMG	40.846	44	Mercedes-AMG Tea	29.431	6	108	Bentley Team M-Spor	1:42.623	1:42.990	0.367
7	62	R-Motorsport	32.352	12	Dinamic Motorsport	40.857	62	R-Motorsport	29.464	7	10	Mercedes-AMG Team	1:42.625	1:42.632	0.007
8	76	R-Motorsport	32.358	44	Mercedes-AMG Tea	40.866	999	Mercedes-AMG Tea	29.478	8	44	Mercedes-AMG Team	1:42.663	1:42.969	0.306
9	44	Mercedes-AMG Tea	32.366	76	R-Motorsport	40.869	10	Mercedes-AMG Tea	29.489	9	76	R-Motorsport	1:42.750	1:42.921	0.171
10	42	BMW Team Schnitz	32.383	999	Mercedes-AMG Tea	40.887	107	Bentley Team M-Sp	29.489	10	911	KUS Team 75 Bernha	1:42.766	1:42.924	0.158
11	911	KUS Team 75 Berni	32.438	6	Black Falcon	40.915	25	Audi Sport Team WI	29.504	11	999	Mercedes-AMG Team	1:42.836	1:42.905	0.069
12	6	Black Falcon	32.463	911	KUS Team 75 Berni	40.930	12	Dinamic Motorsport	29.518	12	12	Dinamic Motorsport	1:42.920	1:42.983	0.063
13	999	Mercedes-AMG Tea	32.471	107	Bentley Team M-Sp	40.966	76	R-Motorsport	29.523	13	31	Frikadelli Racing Tear	1:42.967	1:43.070	0.103
14	34	Walkenhorst Motors	32.506	29	Audi Sport Team La	40.993	20	GPX Racing	29.535	14	42	BMW Team Schnitzer	1:43.023	1:43.266	0.243
15	188	Garage 59	32.535	20	GPX Racing	41.011	31	Frikadelli Racing Te	29.574	15	6	Black Falcon	1:43.026	1:43.400	0.374
16	43	Strakka Racing	32.543	25	Audi Sport Team WI	41.027	42	BMW Team Schnitz	29.588	16	20	GPX Racing	1:43.146	1:43.146	0.000
17	12	Dinamic Motorsport	32.545	34	Walkenhorst Motors	41.033	29	Audi Sport Team La	29.596	17	25	Audi Sport Team WR1	1:43.157	1:43.239	0.082
18	31	Frikadelli Racing Te	32.590	42	BMW Team Schnitz	41.052	6	Black Falcon	29.648	18	34	Walkenhorst Motorspc	1:43.196	1:43.315	0.119
19	20	GPX Racing	32.600	188	Garage 59	41.125	34	Walkenhorst Motors	29.657	19	29	Audi Sport Team Lanc	1:43.349	1:43.530	0.181
20	25	Audi Sport Team WI	32.626	43	Strakka Racing	41.133	43	Strakka Racing	29.677	20	43	Strakka Racing	1:43.353	1:43.506	0.153
21	9	Lechner Racing	32.658	9	Lechner Racing	41.198	9	Lechner Racing	29.692	21	188	Garage 59	1:43.353	1:43.642	0.289
22	22	WTM Racing power	32.672	108	Bentley Team M-Sp	41.211	188	Garage 59	29.693	22	9	Lechner Racing	1:43.548	1:43.807	0.259
23	29	Audi Sport Team La	32.760	22	WTM Racing power	41.252	22	WTM Racing power	29.803	23	22	WTM Racing powered	1:43.727	1:43.905	0.178
24	40	SPS Automotive Pei	32.867	36	Walkenhorst Motors	41.669	40	SPS Automotive Pei	30.139	24	36	Walkenhorst Motorspc	1:44.806	1:45.070	0.264
25	36	Walkenhorst Motors	32.877	40	SPS Automotive Pei	42.116	36	Walkenhorst Motors	30.260	25	40	SPS Automotive Perf	1:45.122	1:45.197	0.075
26	13	Stradale Motorsport	33.351	13	Stradale Motorsport	42.743	17	Pablo Clark Racing	30.924	26	13	Stradale Motorsport	1:47.157	1:47.509	0.352
27	17	Pablo Clark Racing	33.587	17	Pablo Clark Racing	43.260	13	Stradale Motorsport	31.063	27	17	Pablo Clark Racing	1:47.771	1:48.099	0.328

Weather / Track : Cloudy / Dry

Kyalami Grand Prix Circuit

Circuit Length = 4.522 km

Start: 14:00 Flag 16:00 End: 16:02

Results can be found at [www.tsl-timing.com](http://www.tsl-timing.com)

Printed - 16:04 Thursday, 21 November 2019

## Kyalami 9 Hours

### PAID TEST SESSION 2 - BEST SPEEDS

POS	NO	NAME	VMAX	KPH
1	108	Bentley Team M-Sport		240.5
2	30	Honda Team Motul		240.0
3	35	KCMG		240.0
4	42	BMW Team Schnitzer		238.9
5	107	Bentley Team M-Sport		238.4
6	34	Walkenhorst Motorsport		238.4
7	36	Walkenhorst Motorsport		237.8
8	76	R-Motorsport		237.3
9	18	KCMG		236.8
10	188	Garage 59		236.3
11	6	Black Falcon		235.8
12	62	R-Motorsport		235.2
13	9	Lechner Racing		235.2
14	999	Mercedes-AMG Team GruppeM Racing		234.7
15	911	KUS Team 75 Bernhard		234.2
16	40	SPS Automotive Performance		234.2
17	10	Mercedes-AMG Team SPS Automotive Performance		233.7
18	22	WTM Racing powered by Rinaldi		233.7
19	44	Mercedes-AMG Team Strakka Racing		233.2
20	20	GPX Racing		232.7
21	25	Audi Sport Team WRT		232.7
22	43	Strakka Racing		232.7
23	31	Frikadelli Racing Team		232.2
24	17	Pablo Clark Racing		232.2
25	12	Dinamic Motorsport		231.7
26	29	Audi Sport Team Land		231.2
27	13	Stradale Motorsport		230.7

Weather / Track : Cloudy / Dry

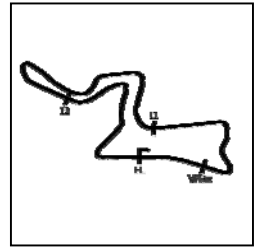
Results can be found at [www.tsl-timing.com](http://www.tsl-timing.com)

Kyalami Grand Prix Circuit  
Circuit Length = 4.522 km  
Start: 14:00 Flag 16:00 End: 16:02

Printed - 16:05 Thursday, 21 November 2019

# Kyalami 9 Hours

## PAID TEST SESSION 2 - SECTOR ANALYSIS



SECTOR 1 = FL to I1, SECTOR 2 = I1 to I2 SECTOR 3 = I2 to I3, SECTOR 4 = I3 to FL, DIFF = Difference To Personal Best Lap, P = Crossed Finish Line in Pit Lane, D = Time Disallowed

P1		62 Pro		R-Motorsport		Aston Martin Vantage AMR GT3			
IDEAL LAP TIME : 1:42.480		BEST LAP TIME : 1:42.480		DIFFERENCE : 0.000					
D1: Ricky COLLARD		D2: Hugo de SADELEER		D3: Marvin KIRCHHOEFER					
LAP	SECTOR 1	SECTOR 2	SECTOR 3	SPEED TRAP	LAP TIME	KPH	DIFF	TIME OF DAY	
1 - D1			IN PIT				<b>P</b>	14:00:49.604	
2 - D1	OUTLAP	45.147	34.153	173.6	197.4	2:00.799	134.76	18.319	
3 - D1	33.579	43.201	IN PIT		233.2	4:30.187	<b>P</b> 60.25	2:47.707	
4 - D2	OUTLAP	43.619	31.578	170.6	194.5	1:56.787	139.39	14.307	
5 - D2	33.560	43.492	31.384	171.9	231.2	1:48.436	150.12	5.956	
6 - D2	33.845	42.728	30.144	173.9	231.2	1:46.717	152.54	4.237	
7 - D2	33.244	42.055	30.028	172.5	233.7	1:45.327	154.55	2.847	
8 - D2	32.956	41.849	30.148	173.3	233.7	1:44.953	155.10	2.473	
9 - D2	32.971	41.831	30.148	173.6	234.7	1:44.950	155.11	2.470	
10 - D2	33.067	42.129	30.585	172.5	233.7	1:45.781	153.89	3.301	
11 - D2	33.092	42.303	IN PIT		233.2	2:27.197	<b>P</b> 110.59	44.717	
12 - D2	OUTLAP	42.887	30.620	172.8	202.2	1:53.951	142.86	11.471	
13 - D2	33.318	41.934	30.059	172.5	232.2	1:45.311	154.58	2.831	
14 - D2	32.808	42.876	30.441	172.8	233.2	1:46.125	153.39	3.645	
15 - D2	33.062	41.821	29.907	173.6	234.2	1:44.790	155.35	2.310	
16 - D2	33.082	43.511	IN PIT		<b>235.2</b>	4:11.939	<b>P</b> 64.61	2:29.459	
17 - D1	OUTLAP	43.081	30.612	173.9	201.4	1:55.389	141.08	12.909	
18 - D1	33.202	42.162	30.296	173.0	233.2	1:45.660	154.07	3.180	
19 - D1	33.163	1:18.843	IN PIT		234.2	24:34.989	<b>P</b> 11.03	22:52.509	
20 - D1	OUTLAP	44.099	30.729	173.0	137.9	1:57.719	138.28	15.239	
21 - D1	33.086	43.132	30.331	172.5	233.2	1:46.549	152.78	4.069	
22 - D1	32.902	1:09.793	IN PIT		232.7	15:44.693	<b>P</b> 17.23	14:02.213	
23 - D1	OUTLAP	44.100	38.789	173.3	200.7	2:03.109	132.23	20.629	
24 - D1	33.077	42.018	29.956	173.3	231.7	1:45.051	154.96	2.571	
25 - D1	32.962	41.811	29.916	172.2	232.2	1:44.689	155.50	2.209	
26 - D1	32.752	41.341	29.901	172.8	233.2	1:43.994	156.53	1.514	
27 - D1	33.974	42.758	IN PIT		234.7	2:40.706	<b>P</b> 101.29	58.226	
28 - D1	OUTLAP	44.435	30.666	171.1	198.5	1:56.927	139.22	14.447	
29 - D1	35.450	41.610	29.881	174.1	153.4	1:46.941	152.22	4.461	
30 - D1	32.811	41.419	30.530	174.4	233.2	1:44.760	155.39	2.280	
31 - D1	32.574	41.305	29.644	174.1	233.7	1:43.523	<b>(3)</b> 157.25	1.043	
32 - D1	32.533	41.274	29.969	167.9	234.7	1:43.776	156.86	1.296	
33 - D1	33.077	42.242	IN PIT		232.7	2:47.779	<b>P</b> 97.02	1:05.299	
34 - D3	OUTLAP	42.509	30.028	173.0	206.1	1:52.819	144.29	10.339	
35 - D3	33.061	41.979	30.472	173.9	233.2	1:45.512	154.28	3.032	
36 - D3	32.952	41.659	IN PIT		233.7	2:35.988	<b>P</b> 104.36	53.508	
37 - D3	OUTLAP	48.459	31.972	170.6	192.1	2:03.745	131.55	21.265	
38 - D3	33.916	42.801	30.027	<b>175.3</b>	231.2	1:46.744	152.50	4.264	
<b>39 - D3</b>	<b>32.352</b>	<b>40.664</b>	<b>29.464</b>	174.1	233.7	<b>1:42.480 (1)</b>	<b>158.85</b>	<b>15:54:56.396</b>	
40 - D3	32.468	44.052	30.159	174.7	233.7	1:46.679	152.59	4.199	
41 - D3	32.541	41.053	29.767	174.4	234.2	1:43.361	<b>(2)</b> 157.49	0.881	
42 - D3	37.949	52.802	35.553	151.0	219.5	2:06.304	128.88	23.824	

Weather / Track : Cloudy / Dry

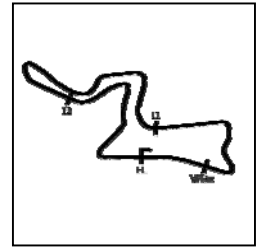
Kyalami Grand Prix Circuit

Circuit Length = 4.522 km

Start: 14:00 Flag 16:00 End: 16:02

# Kyalami 9 Hours

## PAID TEST SESSION 2 - SECTOR ANALYSIS



SECTOR 1 = FL to I1, SECTOR 2 = I1 to I2 SECTOR 3 = I2 to I3, SECTOR 4 = I3 to FL, DIFF = Difference To Personal Best Lap, P = Crossed Finish Line in Pit Lane, D = Time Disallowed

P2 18 Pro KCMG		Nissan GT-R NISMO GT3						
IDEAL LAP TIME : 1:42.347		BEST LAP TIME : 1:42.487		DIFFERENCE : 0.140				
D1: Alexandre IMPERATORI		D2: Edoardo LIBERATI		D3: Oliver JARVIS				
LAP	SECTOR 1	SECTOR 2	SECTOR 3	SPEED TRAP	LAP TIME	KPH	DIFF	TIME OF DAY
1 - D1			IN PIT				<b>P</b>	14:00:22.488
2 - D2	OUTLAP	49.230	32.550	174.1	149.3	2:09.933	125.28	27.446
3 - D2	40.632	46.620	30.172	<b>177.0</b>	186.5	1:57.424	138.63	14.937
4 - D2	33.306	43.285	29.989	175.8	235.2	1:46.580	152.74	4.093
5 - D2	32.497	41.357	29.844	176.1	235.2	1:43.698	156.98	1.211
6 - D2	32.509	41.160	29.740	175.8	235.8	1:43.409	157.42	0.922
7 - D2	32.502	41.249	29.868	176.4	234.7	1:43.619	157.10	1.132
8 - D2	32.548	41.187	29.751	176.1	235.2	1:43.486	157.30	0.999
9 - D2	35.159	45.596	IN PIT		227.3	3:28.445	<b>P</b> 78.09	1:45.958
10 - D2	OUTLAP	48.663	33.634	171.9	172.2	2:08.477	126.70	25.990
11 - D2	34.816	45.051	30.159	<b>177.0</b>	234.7	1:50.026	147.95	7.539
<b>12 - D2</b>	<b>32.386</b>	<b>40.712</b>	<b>29.389</b>	176.4	235.8	<b>1:42.487 (1)</b>	<b>158.84</b>	
13 - D2	<b>32.246</b>	42.789	34.712	175.0	236.3	1:49.747	148.33	7.260
14 - D2	32.310	41.025	29.762	175.8	235.2	1:43.097	157.90	0.610
15 - D2	32.624	44.654	IN PIT		<b>236.8</b>	34:18.784	<b>P</b> 7.90	32:36.297
16 - D1	OUTLAP	46.582	36.198	176.1	203.3	2:02.388	133.01	19.901
17 - D1	32.457	41.725	29.723	175.0	235.8	1:43.905	156.67	1.418
18 - D1	32.579	41.413	29.618	175.0	<b>236.8</b>	1:43.610	157.11	1.123
19 - D1	32.489	1:08.225	IN PIT		235.8	15:31.207	<b>P</b> 17.48	13:48.720
20 - D1	OUTLAP	44.720	32.075	174.4	177.6	2:02.771	132.59	20.284
21 - D1	32.438	41.165	29.480	175.0	233.7	1:43.083	<b>(3)</b> 157.92	0.596
22 - D1	32.306	40.934	29.432	174.4	235.2	1:42.672	<b>(2)</b> 158.55	0.185
23 - D1	35.093	42.327	30.386	174.7	236.3	1:47.806	151.00	5.319
24 - D1	32.509	41.242	29.778	174.4	235.2	1:43.529	157.24	1.042
25 - D1	32.704	41.200	29.716	173.6	236.3	1:43.620	157.10	1.133
26 - D1	32.516	42.205	29.622	174.4	235.8	1:44.343	156.01	1.856
27 - D1	32.619	49.416	IN PIT		235.2	4:53.678	<b>P</b> 55.43	3:11.191
28 - D3	OUTLAP	42.339	30.037	175.8	205.3	1:52.010	145.33	9.523
29 - D3	32.695	42.156	30.095	175.6	<b>236.8</b>	1:44.946	155.11	2.459
30 - D3	32.796	41.846	29.895	174.7	235.2	1:44.537	155.72	2.050
31 - D3	33.018	46.349	IN PIT		234.7	4:19.664	<b>P</b> 62.69	2:37.177
32 - D3	OUTLAP	45.329	31.450	174.7	128.2	2:03.278	132.05	20.791
33 - D3	32.837	41.570	29.815	175.8	233.7	1:44.222	156.19	1.735
34 - D3	32.561	41.219	29.723	175.3	234.7	1:43.503	157.28	1.016
35 - D3	32.593	40.876	29.766	175.6	234.2	1:43.235	157.69	0.748
36 - D3	33.579	44.078	30.517	175.3	234.2	1:48.174	150.49	5.687
37 - D3	32.515	41.147	30.083	173.9	235.8	1:43.745	156.91	1.258
38 - D3	32.412	44.468	31.779	175.0	235.8	1:48.659	149.81	6.172

Weather / Track : Cloudy / Dry

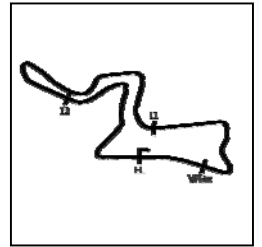
Kyalami Grand Prix Circuit

Circuit Length = 4.522 km

Start: 14:00 Flag 16:00 End: 16:02

# Kyalami 9 Hours

## PAID TEST SESSION 2 - SECTOR ANALYSIS



SECTOR 1 = FL to I1, SECTOR 2 = I1 to I2 SECTOR 3 = I2 to I3, SECTOR 4 = I3 to FL, DIFF = Difference To Personal Best Lap, P = Crossed Finish Line in Pit Lane, D = Time Disallowed

P3 30 Pro		Honda Team Motul		Honda NSX GT3 2019				
IDEAL LAP TIME : 1:42.264		BEST LAP TIME : 1:42.497		DIFFERENCE : 0.233				
D1: Marco BONANOMI		D2: Bertrand BAGUETTE		D3: Dane CAMERON				
LAP	SECTOR 1	SECTOR 2	SECTOR 3	SPEED TRAP	LAP TIME	KPH	DIFF	TIME OF DAY
1 - D1			IN PIT					14:01:38.333
2 - D2	OUTLAP	43.804	31.045	174.7	204.9	1:55.099	141.43	12.602
3 - D2	32.634	41.323	29.623	177.3	235.8	1:43.580	157.16	1.083
4 - D2	32.397	41.345	29.904	177.3	237.3	1:43.646	157.06	1.149
5 - D2	33.129	41.318	31.701	<b>177.6</b>	<b>240.0</b>	1:46.148	153.36	3.651
6 - D2	32.281	41.264	29.569	<b>177.6</b>	236.3	1:43.114	157.87	0.617
7 - D2	32.654	41.398	IN PIT		237.8	7:24.422	<b>P</b> 36.63	5:41.925
8 - D2	OUTLAP	41.248	29.768	175.8	207.6	1:49.066	149.26	6.569
9 - D2	32.282	41.159	29.831	173.9	236.3	1:43.272	157.63	0.775
10 - D2	32.695	41.181	29.533	175.8	236.3	1:43.409	157.42	0.912
11 - D2	32.359	41.262	29.695	176.4	236.3	1:43.316	157.56	0.819
12 - D2	32.418	41.551	IN PIT		238.4	6:55.561	<b>P</b> 39.17	5:13.064
13 - D2	OUTLAP	43.967	30.874	176.4	206.8	1:57.620	138.40	15.123
14 - D2	32.283	47.022	39.311	177.0	235.8	1:58.616	137.24	16.119
15 - D2	32.215	40.951	29.645	176.1	235.8	1:42.811	<b>(3)</b> 158.34	0.314
16 - D2	32.225	1:12.769	IN PIT		236.8	23:02.862	<b>P</b> 11.77	21:20.365
17 - D1	OUTLAP	43.817	32.434	176.7	79.0	2:04.266	131.00	21.769
18 - D1	32.490	42.055	32.532	176.7	237.3	1:47.077	152.03	4.580
19 - D1	32.600	42.486	31.768	177.0	236.8	1:46.854	152.34	4.357
20 - D1	45.981	1:20.202	IN PIT		237.3	16:23.188	<b>P</b> 16.55	14:40.691
21 - D1	OUTLAP	43.939	30.571	175.6	200.7	1:55.138	141.38	12.641
22 - D1	32.441	41.284	29.495	176.1	234.7	1:43.220	157.71	0.723
<b>23 - D1</b>	<b>32.181</b>	40.781	29.535	175.8	237.3	<b>1:42.497 (1)</b>	<b>158.82</b>	
24 - D1	32.456	41.655	IN PIT		235.8	4:06.241	<b>P</b> 66.11	2:23.744
25 - D3	OUTLAP	41.422	29.913	174.7	203.7	1:50.454	147.38	7.957
26 - D3	32.580	41.335	30.520	174.4	235.8	1:44.435	155.87	1.938
27 - D3	32.616	41.218	29.531	174.7	234.7	1:43.365	157.49	0.868
28 - D3	32.634	41.563	29.620	173.9	235.2	1:43.817	156.80	1.320
29 - D3	32.488	41.287	29.457	174.7	236.3	1:43.232	157.69	0.735
30 - D3	32.487	41.359	29.556	175.0	236.8	1:43.402	157.43	0.905
31 - D3	32.656	41.593	IN PIT		236.8	2:47.172	<b>P</b> 97.37	1:04.675
32 - D3	OUTLAP	45.353	32.805	175.6	204.5	1:58.328	137.57	15.831
33 - D3	34.398	44.092	30.089	175.0	234.2	1:48.579	149.92	6.082
34 - D3	32.526	41.351	30.262	175.8	235.2	1:44.139	156.32	1.642
35 - D3	32.647	41.627	IN PIT		235.2	5:11.206	<b>P</b> 52.31	3:28.709
36 - D3	OUTLAP	41.253	29.426	176.1	206.8	1:49.072	149.25	6.575
37 - D3	32.659	40.960	<b>29.400</b>	176.1	236.3	1:43.019	158.02	0.522
38 - D3	32.336	<b>40.683</b>	29.646	175.3	237.3	1:42.665	<b>(2)</b> 158.56	0.168

Weather / Track : Cloudy / Dry

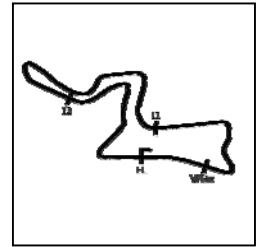
Kyalami Grand Prix Circuit

Circuit Length = 4.522 km

Start: 14:00 Flag 16:00 End: 16:02

# Kyalami 9 Hours

## PAID TEST SESSION 2 - SECTOR ANALYSIS



SECTOR 1 = FL to I1, SECTOR 2 = I1 to I2 SECTOR 3 = I2 to I3, SECTOR 4 = I3 to FL, DIFF = Difference To Personal Best Lap, P = Crossed Finish Line in Pit Lane, D = Time Disallowed

P4 35 Pro KCMG		Nissan GT-R NISMO GT3						
IDEAL LAP TIME : 1:42.224		BEST LAP TIME : 1:42.566		DIFFERENCE : 0.342				
D1: Joao Paulo de OLIVEIRA		D2: Katsumasa CHIYO		D3: Joshua BURDON				
LAP	SECTOR 1	SECTOR 2	SECTOR 3	SPEED TRAP	LAP TIME	KPH	DIFF	TIME OF DAY
1 - D1			IN PIT					14:00:20.898
2 - D1	OUTLAP	46.698	33.000	176.1	185.2	2:04.916	130.32	14:02:25.814
3 - D1	32.590	41.386	31.373	178.2	236.3	1:45.349	154.52	14:04:11.163
4 - D1	32.156	41.152	29.663	176.7	238.9	1:42.971	158.09	14:05:54.134
5 - D1	32.316	42.378	31.019	177.6	237.3	1:45.713	153.99	14:07:39.847
6 - D1	32.317	41.070	IN PIT		237.8	3:54.770	P 69.34	14:11:34.617
7 - D1	OUTLAP	45.933	31.246	177.3	152.9	2:03.217	132.11	14:13:37.834
8 - D1	32.313	40.865	29.453	176.4	235.8	1:42.631	158.61	14:15:20.465
9 - D1	32.112	41.098	29.356	177.6	237.3	1:42.566	(1) 158.77	14:17:03.031
10 - D1	32.022	41.018	29.545	177.3	237.3	1:42.585	(2) 158.68	14:18:45.616
11 - D1	34.081	42.490	31.295	178.2	237.8	1:47.866	150.92	14:20:33.482
12 - D1	32.142	40.846	29.622	178.2	237.3	1:42.610	(3) 158.65	14:22:16.092
13 - D1	33.492	42.055	IN PIT		238.4	6:06.977	P 44.36	14:28:23.069
14 - D1	OUTLAP	42.631	32.216	178.5	207.6	1:55.399	141.06	14:30:18.468
15 - D1	33.099	42.437	30.343	178.2	240.0	1:45.879	153.75	14:32:04.347
16 - D1	32.302	41.174	29.519	178.2	238.9	1:42.995	158.05	14:33:47.342
17 - D1	32.936	42.802	IN PIT		240.0	4:29.488	P 60.40	14:38:16.830
18 - D2	OUTLAP	7:30.584	IN PIT		105.5	21:52.952	P 12.39	15:00:09.782
19 - D2	OUTLAP	43.522	33.946	175.8	204.1	1:57.019	139.11	15:02:06.801
20 - D2	32.550	41.614	30.207	175.8	235.2	1:44.371	155.97	15:03:51.172
21 - D2	32.723	41.440	29.929	176.1	234.7	1:44.092	156.39	15:05:35.264
22 - D2	32.578	1:03.590	IN PIT		235.2	15:36.325	P 17.38	15:21:11.589
23 - D2	OUTLAP	45.896	33.518	175.6	179.4	2:06.252	128.94	15:23:17.841
24 - D2	33.604	42.829	30.385	177.3	235.2	1:46.818	152.40	15:25:04.659
25 - D2	32.301	41.417	29.655	176.4	235.8	1:43.373	157.48	15:26:48.032
26 - D2	32.183	41.324	29.561	177.0	236.8	1:43.068	157.94	15:28:31.100
27 - D2	32.594	47.452	29.915	176.7	238.4	1:49.961	148.04	15:30:21.061
28 - D2	32.211	41.275	29.584	176.4	236.8	1:43.070	157.94	15:32:04.131
29 - D2	32.152	41.085	29.820	176.7	237.8	1:43.057	157.96	15:33:47.188
30 - D2	33.220	41.778	IN PIT		237.3	5:24.032	P 50.23	15:39:11.220
31 - D3	OUTLAP	42.679	29.841	175.6	195.2	1:55.946	140.40	15:41:07.166
32 - D3	32.818	41.372	29.903	175.6	235.8	1:44.093	156.39	15:42:51.259
33 - D3	32.617	41.821	IN PIT		236.3	3:34.707	P 75.82	15:46:25.966
34 - D3	OUTLAP	44.312	31.031	175.6	196.3	1:58.115	137.82	15:48:24.081
35 - D3	32.430	42.568	31.594	175.3	234.2	1:46.592	152.72	15:50:10.673

Weather / Track : Cloudy / Dry

Kyalami Grand Prix Circuit

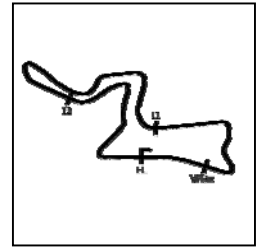
Circuit Length = 4.522 km

Start: 14:00 Flag 16:00 End: 16:02



# Kyalami 9 Hours

## PAID TEST SESSION 2 - SECTOR ANALYSIS



SECTOR 1 = FL to I1, SECTOR 2 = I1 to I2 SECTOR 3 = I2 to I3, SECTOR 4 = I3 to FL, DIFF = Difference To Personal Best Lap, P = Crossed Finish Line in Pit Lane, D = Time Disallowed

<b>P5 10 Pro Mercedes-AMG Team SPS Automotive Perf Mercedes-AMG GT3</b> IDEAL LAP TIME : 1:42.625 BEST LAP TIME : 1:42.632 DIFFERENCE : 0.007 D1: Yelmer BUURMAN D2: Luca STOLZ D3: Maximilian GOETZ									
LAP	SECTOR 1	SECTOR 2	SECTOR 3	SPEED TRAP	LAP TIME	KPH	DIFF	TIME OF DAY	
1 - D1			IN PIT						P
2 - D1	OUTLAP	46.469	39.165	172.5	185.8	2:10.737	124.51	28.105	14:00:31.963
3 - D1	33.876	43.630	33.292	173.6	229.2	1:50.798	146.92	8.166	14:04:33.498
4 - D1	32.828	42.029	29.974	173.0	230.7	1:44.831	155.28	2.199	14:06:18.329
5 - D1	32.584	41.532	29.891	172.5	231.7	1:44.007	156.52	1.375	14:08:02.336
6 - D1	33.024	42.214	29.892	174.4	231.2	1:45.130	154.84	2.498	14:09:47.466
7 - D1	32.621	41.476	29.790	173.0	231.7	1:43.887	156.70	1.255	14:11:31.353
8 - D1	32.923	41.562	29.840	173.9	231.7	1:44.325	156.04	1.693	14:13:15.678
9 - D1	32.697	41.361	29.886	172.2	232.2	1:43.944	156.61	1.312	14:14:59.622
10 - D1	47.207	1:15.063	IN PIT		198.8	12:33.076	P 21.61	10:50.444	14:27:32.698
11 - D1	OUTLAP	45.413	33.368	173.0	159.5	2:02.112	133.31	19.480	14:29:34.810
12 - D1	35.318	43.048	34.075	174.1	231.2	1:52.441	144.77	9.809	14:31:27.251
13 - D1	32.360	41.528	33.737	173.9	232.2	1:47.625	151.25	4.993	14:33:14.876
14 - D1	32.505	41.121	30.998	172.8	231.2	1:44.624	155.59	1.992	14:34:59.500
15 - D1	32.641	41.068	29.608	173.0	229.7	1:43.317	157.56	0.685	14:36:42.817
16 - D1	32.552	41.028	29.845	132.3	231.2	1:43.425	157.40	0.793	14:38:26.242
17 - D1	1:07.272	7:31.199	IN PIT		80.1	22:01.586	P 12.31	20:18.954	15:00:27.828
18 - D2	OUTLAP	42.469	35.256	171.7	71.3	2:06.099	129.09	23.467	15:02:33.927
19 - D2	32.772	41.344	30.857	171.7	230.2	1:44.973	155.07	2.341	15:04:18.900
20 - D2	32.713	41.451	33.247	172.5	230.2	1:47.411	151.55	4.779	15:06:06.311
21 - D2	47.785	1:20.438	IN PIT		231.2	15:20.630	P 17.68	13:37.998	15:21:26.941
22 - D2	OUTLAP	43.977	38.312	170.8	200.3	2:02.934	132.42	20.302	15:23:29.875
23 - D2	33.063	41.410	35.989	173.0	228.8	1:50.462	147.37	7.830	15:25:20.337
24 - D2	32.580	41.038	29.494	173.3	230.2	1:43.112	(2) 157.87	0.480	15:27:03.449
25 - D2	32.555	41.170	34.070	173.6	232.2	1:47.795	151.01	5.163	15:28:51.244
26 - D2	<b>32.337</b>	<b>40.799</b>	29.496	173.3	232.2	<b>1:42.632</b>	(1) <b>158.61</b>		<b>15:30:33.876</b>
27 - D2	32.897	42.596	29.794	173.9	232.2	1:45.287	154.61	2.655	15:32:19.163
28 - D2	32.453	41.208	IN PIT		232.7	3:18.086	P 82.18	1:35.454	15:35:37.249
29 - D3	OUTLAP	41.355	29.652	174.1	204.9	1:49.375	148.83	6.743	15:37:26.624
30 - D3	32.770	41.740	34.518	173.6	232.2	1:49.028	149.31	6.396	15:39:15.652
31 - D3	32.632	41.265	29.972	173.9	231.7	1:43.869	156.72	1.237	15:40:59.521
32 - D3	32.555	41.174	<b>29.489</b>	173.9	233.2	1:43.218	(3) 157.71	0.586	15:42:42.739
33 - D3	32.434	41.060	29.791	173.6	233.2	1:43.285	157.61	0.653	15:44:26.024
34 - D3	32.457	41.509	IN PIT		232.7	5:52.995	P 46.11	4:10.363	15:50:19.019
35 - D3	OUTLAP	42.192	31.088	173.3	204.5	1:52.419	144.80	9.787	15:52:11.438
36 - D3	32.782	41.664	29.825	174.1	231.7	1:44.271	156.12	1.639	15:53:55.709
37 - D3	32.743	41.580	IN PIT		232.2	4:02.513	P 67.12	2:19.881	15:57:58.222
38 - D3	OUTLAP	41.777	29.754	173.9	187.8	1:50.423	147.42	7.791	15:59:48.645
39 - D3	32.688	40.977	29.623	<b>174.7</b>	<b>233.7</b>	1:43.288	157.60	0.656	16:01:31.933

Weather / Track : Cloudy / Dry

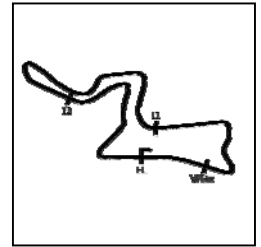
Kyalami Grand Prix Circuit

Circuit Length = 4.522 km

Start: 14:00 Flag 16:00 End: 16:02

# Kyalami 9 Hours

## PAID TEST SESSION 2 - SECTOR ANALYSIS

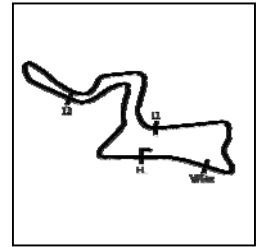


SECTOR 1 = FL to I1, SECTOR 2 = I1 to I2 SECTOR 3 = I2 to I3, SECTOR 4 = I3 to FL, DIFF = Difference To Personal Best Lap, P = Crossed Finish Line in Pit Lane, D = Time Disallowed

P6 107 Pro Bentley Team M-Sport		Bentley Continental GT3							
IDEAL LAP TIME : 1:42.568		BEST LAP TIME : 1:42.833		DIFFERENCE : 0.265					
D1: Jules GOUNON		D2: Maxime SOULET		D3: Jordan PEPPER					
LAP	SECTOR 1	SECTOR 2	SECTOR 3	SPEED TRAP	LAP TIME	KPH	DIFF	TIME OF DAY	
1 - D1			IN PIT					14:00:29.802	
2 - D2	OUTLAP	45.254	36.925	175.0	2:07.759	127.42	24.926	14:02:37.561	
3 - D2	33.538	41.493	29.932	174.4	1:44.963	155.09	2.130	14:04:22.524	
4 - D2	33.029	41.717	29.906	173.9	1:44.652	155.55	1.819	14:06:07.176	
5 - D2	33.018	41.523	29.852	175.0	1:44.393	155.94	1.560	14:07:51.569	
6 - D2	32.641	41.511	30.446	174.4	1:44.598	155.63	1.765	14:09:36.167	
7 - D2	33.081	42.543	IN PIT		2:49.527	96.02	1:06.694	14:12:25.694	
8 - D2	OUTLAP	46.227	33.495	175.0	2:02.543	132.84	19.710	14:14:28.237	
9 - D2	32.619	41.216	29.660	174.7	1:43.495	157.29	0.662	14:16:11.732	
10 - D2	32.564	41.241	29.598	174.4	1:43.403	157.43	0.570	14:17:55.135	
11 - D2	32.778	41.566	29.854	175.3	1:44.198	156.23	1.365	14:19:39.333	
12 - D2	32.628	41.144	29.621	174.1	1:43.393	157.44	0.560	14:21:22.726	
13 - D2	33.114	41.541	IN PIT		3:21.467	80.80	1:38.634	14:24:44.193	
14 - D1	OUTLAP	41.926	32.336	176.7	2:07.6	143.83	10.349	14:26:37.375	
15 - D1	32.303	41.333	29.695	175.6	1:43.331	157.54	0.498	14:28:20.706	
16 - D1	33.170	43.854	35.812	176.7	2:38.4	144.27	10.003	14:30:13.542	
17 - D1	32.336	41.256	29.671	176.7	1:43.263	157.64	0.430	14:31:56.805	
18 - D1	32.813	41.516	IN PIT		2:38.4	28:26.766	9.53	26:43.933	
19 - D1	OUTLAP	42.063	32.866	177.0	2:06.250	128.94	23.417	15:02:29.821	
20 - D1	32.971	42.190	31.956	177.6	1:47.117	151.97	4.284	15:04:16.938	
21 - D1	32.503	42.595	29.890	176.7	1:44.988	155.05	2.155	15:06:01.926	
22 - D1	33.261	1:09.199	IN PIT		2:37.8	15:28.064	17.54	13:45.231	
23 - D1	OUTLAP	45.633	32.705	172.8	2:07.599	127.58	24.766	15:23:37.589	
24 - D1	37.008	52.228	42.178	177.3	2:11.414	123.87	28.581	15:25:49.003	
25 - D1	32.457	41.225	29.521	176.7	1:43.203	157.73	0.370	15:27:32.206	
26 - D1	32.113	41.223	29.560	176.4	1:42.896	158.21	0.063	15:29:15.102	
27 - D1	33.826	46.140	30.948	177.9	1:50.914	146.77	8.081	15:31:06.016	
28 - D1	32.309	40.966	29.558	177.9	1:42.833	158.30		15:32:48.849	
29 - D1	32.380	41.323	IN PIT		4:32.217	59.80	2:49.384	15:37:21.066	
30 - D3	OUTLAP	48.113	35.911	177.0	2:12.008	123.31	29.175	15:39:33.074	
31 - D3	32.437	41.268	29.616	177.0	1:43.321	157.55	0.488	15:41:16.395	
32 - D3	32.341	41.461	29.979	176.4	1:43.781	156.86	0.948	15:43:00.176	
33 - D3	32.448	41.142	29.545	177.3	1:43.135	157.84	0.302	15:44:43.311	
34 - D3	32.274	41.820	IN PIT		2:37.3	11:19.964	23.94	9:37.131	
35 - D3	OUTLAP	42.325	29.584	177.3	1:59.786	135.90	16.953	15:58:03.061	
36 - D3	32.383	41.136	29.596	177.0	1:43.115	157.87	0.282	15:59:46.176	
37 - D3	32.356	41.166	29.489	176.7	1:43.011	158.03	0.178	16:01:29.187	

# Kyalami 9 Hours

## PAID TEST SESSION 2 - SECTOR ANALYSIS



SECTOR 1 = FL to I1, SECTOR 2 = I1 to I2 SECTOR 3 = I2 to I3, SECTOR 4 = I3 to FL, DIFF = Difference To Personal Best Lap, P = Crossed Finish Line in Pit Lane, D = Time Disallowed

P7 999 Pro		Mercedes-AMG Team GruppeM Racing			Mercedes-AMG GT3				
IDEAL LAP TIME : 1:42.836		BEST LAP TIME : 1:42.905			DIFFERENCE : 0.069				
D1: Maxi BUHK		D2: Maro ENGEL		D3: Raffaele MARCIELLO					
LAP	SECTOR 1	SECTOR 2	SECTOR 3		SPEED TRAP	LAP TIME	KPH	DIFF	TIME OF DAY
1 - D1			IN PIT						14:02:04.491
2 - D1	OUTLAP	45.598	31.775	172.5	191.4	2:00.149	135.49	17.244	14:04:04.640
3 - D1	34.049	41.840	30.335	173.3	230.2	1:46.224	153.25	3.319	14:05:50.864
4 - D1	33.241	41.432	30.310	173.9	232.7	1:44.983	155.06	2.078	14:07:35.847
5 - D1	33.132	41.619	30.289	174.4	230.7	1:45.040	154.98	2.135	14:09:20.887
6 - D1	32.840	41.281	31.445	173.3	233.2	1:45.566	154.20	2.661	14:11:06.453
7 - D1	33.092	41.311	29.500	174.1	232.7	1:43.903	156.67	0.998	14:12:50.356
8 - D1	36.315	42.532	IN PIT		234.2	2:55.658	92.67	1:12.753	14:15:46.014
9 - D2	OUTLAP	42.097	IN PIT		204.1	2:43.202	99.74	1:00.297	14:18:29.216
10 - D2	OUTLAP	41.557	30.490	174.4	168.2	1:51.314	146.24	8.409	14:20:20.530
11 - D2	32.705	41.265	29.898	174.1	232.7	1:43.868	156.72	0.963	14:22:04.398
<b>12 - D2</b>	<b>32.471</b>	40.903	29.531	173.9	233.7	<b>1:42.905 (1)</b>	<b>158.19</b>		<b>14:23:47.303</b>
13 - D2	33.608	41.262	29.809	<b>174.7</b>	233.2	1:44.679	155.51	1.774	14:25:31.982
14 - D2	32.843	<b>40.887</b>	<b>29.478</b>	174.4	<b>234.7</b>	1:43.208	157.73	0.303	14:27:15.190
15 - D2	32.526	41.400	IN PIT		234.2	6:18.477	43.01	4:35.572	14:33:33.667
16 - D2	OUTLAP	43.476	30.667	172.5	201.1	1:55.418	141.04	12.513	14:35:29.085
17 - D2	33.299	41.615	30.110	173.3	230.7	1:45.024	155.00	2.119	14:37:14.109

Weather / Track : Cloudy / Dry

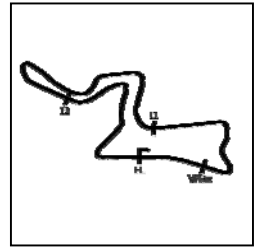
Kyalami Grand Prix Circuit

Circuit Length = 4.522 km

Start: 14:00 Flag 16:00 End: 16:02

# Kyalami 9 Hours

## PAID TEST SESSION 2 - SECTOR ANALYSIS



SECTOR 1 = FL to I1, SECTOR 2 = I1 to I2 SECTOR 3 = I2 to I3, SECTOR 4 = I3 to FL, DIFF = Difference To Personal Best Lap, P = Crossed Finish Line in Pit Lane, D = Time Disallowed

P8 76 Pro R-Motorsport		Aston Martin Vantage AMR GT3							
IDEAL LAP TIME : 1:42.750		BEST LAP TIME : 1:42.921		DIFFERENCE : 0.171					
D1: Maxime MARTIN		D2: Enaam AHMED		D3: Jake DENNIS					
LAP	SECTOR 1	SECTOR 2	SECTOR 3	SPEED TRAP	LAP TIME	KPH	DIFF	TIME OF DAY	
1 - D1			IN PIT					14:00:46.024	
2 - D1	OUTLAP	47.415	33.219	173.6	195.6	2:03.035	132.31	20.114	
3 - D1	33.002	43.811	36.380	<b>175.3</b>	233.7	1:53.193	143.81	10.272	
4 - D1	32.607	41.149	29.528	175.0	234.7	1:43.284	(3) 157.61	0.363	
5 - D1	<b>32.358</b>	40.915	30.230	174.1	236.3	1:43.503	157.28	0.582	
6 - D1	32.614	41.569	29.820	<b>175.3</b>	235.2	1:44.003	156.52	1.082	
7 - D1	32.582	41.600	IN PIT		235.8	5:45.968	P 47.05	4:03.047	
8 - D1	OUTLAP	43.793	31.328	174.4	198.8	1:56.558	139.66	13.637	
9 - D1	32.517	40.881	<b>29.523</b>	173.6	233.7	<b>1:42.921</b>	(1) <b>158.17</b>		
10 - D1	32.461	41.149	29.589	173.3	234.2	1:43.199	(2) 157.74	0.278	
11 - D1	32.609	<b>40.869</b>	IN PIT		234.7	4:49.394	P 56.25	3:06.473	
12 - D2	OUTLAP	49.129	33.398	173.3	135.1	2:12.518	122.84	29.597	
13 - D2	32.989	41.749	30.023	174.7	235.2	1:44.761	155.39	1.840	
14 - D2	32.942	41.491	29.845	175.0	<b>237.3</b>	1:44.278	156.11	1.357	
15 - D2	32.623	41.435	29.948	<b>175.3</b>	236.8	1:44.006	156.52	1.085	
16 - D2	32.822	41.429	29.784	174.7	236.8	1:44.035	156.47	1.114	
17 - D2	37.172	46.379	IN PIT		204.9	2:36.666	P 103.91	53.745	
18 - D2	OUTLAP	1:29.691	IN PIT		157.6	24:57.471	P 10.87	23:14.550	
19 - D2	OUTLAP	48.399	32.522	173.0	139.3	2:11.714	123.59	28.793	
20 - D2	32.783	41.446	IN PIT		233.2	17:15.459	P 15.72	15:32.538	
21 - D2	OUTLAP	47.392	32.212	172.5	183.0	2:06.134	129.06	23.213	
22 - D2	32.972	41.715	29.957	173.0	231.2	1:44.644	155.56	1.723	
23 - D2	33.516	42.201	30.260	174.4	234.2	1:45.977	153.61	3.056	
24 - D2	32.959	42.049	30.036	173.9	234.7	1:45.044	154.97	2.123	
25 - D2	32.781	41.462	30.333	173.3	235.2	1:44.576	155.66	1.655	
26 - D2	32.930	41.698	29.955	174.4	235.8	1:44.583	155.65	1.662	
27 - D2	32.789	41.571	29.949	174.4	234.7	1:44.309	156.06	1.388	
28 - D2	32.842	41.932	30.153	174.7	234.7	1:44.927	155.14	2.006	
29 - D2	32.742	41.449	30.090	173.3	235.2	1:44.281	156.10	1.360	
30 - D2	34.765	43.474	IN PIT		235.2	3:59.629	P 67.93	2:16.708	
31 - D3	OUTLAP	43.911	30.446	174.4	202.2	1:56.073	140.24	13.152	
32 - D3	32.673	41.806	30.167	173.0	233.7	1:44.646	155.56	1.725	
33 - D3	32.801	42.383	30.726	173.9	233.7	1:45.910	153.70	2.989	
34 - D3	33.011	42.061	30.271	173.9	233.2	1:45.343	154.53	2.422	
35 - D3	32.792	41.550	29.729	174.4	233.7	1:44.071	156.42	1.150	
36 - D3	32.796	44.171	IN PIT		233.7	2:45.061	P 98.62	1:02.140	
37 - D1	OUTLAP	41.839	29.896	<b>175.3</b>	204.9	1:51.423	146.10	8.502	
38 - D1	32.672	41.358	29.745	175.0	234.7	1:43.775	156.87	0.854	
39 - D1	32.688	41.272	29.939	175.0	236.3	1:43.899	156.68	0.978	
40 - D1	32.899	41.863	30.211	174.1	236.8	1:44.973	155.07	2.052	

Weather / Track : Cloudy / Dry

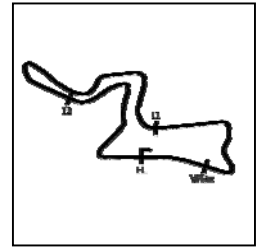
Kyalami Grand Prix Circuit

Circuit Length = 4.522 km

Start: 14:00 Flag 16:00 End: 16:02

# Kyalami 9 Hours

## PAID TEST SESSION 2 - SECTOR ANALYSIS



SECTOR 1 = FL to I1, SECTOR 2 = I1 to I2 SECTOR 3 = I2 to I3, SECTOR 4 = I3 to FL, DIFF = Difference To Personal Best Lap, P = Crossed Finish Line in Pit Lane, D = Time Disallowed

P9 911 Pro		KUS Team 75 Bernhard			Porsche 911 GT3 R				
IDEAL LAP TIME : 1:42.766		BEST LAP TIME : 1:42.924			DIFFERENCE : 0.158				
D1: Romain DUMAS		D2: Dirk WERNER		D3: Sven MUELLER					
LAP	SECTOR 1	SECTOR 2	SECTOR 3	SPEED TRAP	LAP TIME	KPH	DIFF	TIME OF DAY	
1 - D1			IN PIT					14:00:17.108	
2 - D1	OUTLAP	47.405	32.933	170.0	165.3	2:04.265	131.00	21.341	
3 - D1	34.201	43.810	31.564	172.5	230.2	1:49.575	148.56	6.651	
4 - D1	33.587	42.542	30.512	173.3	232.2	1:46.641	152.65	3.717	
5 - D1	32.826	41.985	30.187	173.3	233.2	1:44.998	155.04	2.074	
6 - D1	32.741	41.787	29.903	173.6	233.2	1:44.431	155.88	1.507	
7 - D1	32.775	43.691	30.783	173.0	232.7	1:47.249	151.78	4.325	
8 - D1	32.697	41.962	29.868	173.3	232.2	1:44.527	155.74	1.603	
9 - D1	32.754	41.589	29.878	173.6	233.2	1:44.221	156.19	1.297	
10 - D1	33.517	42.971	IN PIT		233.2	6:49.960	P 39.70	5:07.036	
11 - D1	OUTLAP	42.343	30.476	171.7	190.4	1:54.662	141.97	11.738	
12 - D1	33.022	41.703	29.798	173.3	230.2	1:44.523	155.74	1.599	
13 - D1	33.013	41.620	29.697	173.3	232.7	1:44.330	156.03	1.406	
14 - D1	32.820	41.256	29.713	173.6	232.2	1:43.789	156.84	0.865	
15 - D1	32.807	42.308	29.939	173.6	233.7	1:45.054	154.96	2.130	
16 - D1	32.702	41.089	29.709	173.6	<b>234.2</b>	1:43.500	157.28	0.576	
17 - D1	33.501	42.618	IN PIT		232.7	29:05.744	P 9.32	27:22.820	
18 - D1	OUTLAP	42.529	30.252	172.2	199.6	1:52.623	144.54	9.699	
19 - D1	32.872	41.279	30.006	172.2	230.2	1:44.157	156.29	1.233	
20 - D1	32.815	45.008	IN PIT		231.2	16:15.671	P 16.68	14:32.747	
21 - D1	OUTLAP	47.842	33.559	171.4	167.7	2:04.651	130.59	21.727	
22 - D1	33.205	42.416	29.849	172.8	228.3	1:45.470	154.34	2.546	
23 - D1	32.624	40.975	29.492	172.2	229.7	1:43.091	(3) 157.91	0.167	
24 - D1	32.641	43.114	29.972	172.5	230.7	1:45.727	153.97	2.803	
25 - D1	32.654	40.989	29.474	172.8	231.7	1:43.117	157.87	0.193	
26 - D1	32.596	<b>40.930</b>	<b>29.398</b>	173.6	232.7	<b>1:42.924</b>	(1) <b>158.16</b>		
27 - D1	32.672	42.204	29.863	<b>174.4</b>	233.2	1:44.739	155.42	1.815	
28 - D1	<b>32.438</b>	41.111	29.532	173.3	232.2	1:43.081	(2) 157.92	0.157	
29 - D1	32.568	40.986	IN PIT		231.2	4:52.397	P 55.67	3:09.473	
30 - D2	OUTLAP	41.976	30.191	172.8	204.1	1:51.214	146.37	8.290	
31 - D2	32.789	41.452	29.735	173.3	232.2	1:43.976	156.56	1.052	
32 - D2	32.597	41.446	29.996	172.2	231.7	1:44.039	156.47	1.115	

Weather / Track : Cloudy / Dry

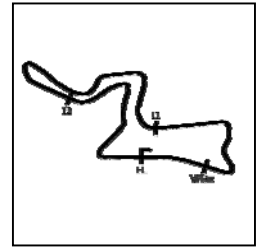
Kyalami Grand Prix Circuit

Circuit Length = 4.522 km

Start: 14:00 Flag 16:00 End: 16:02

# Kyalami 9 Hours

## PAID TEST SESSION 2 - SECTOR ANALYSIS



SECTOR 1 = FL to I1, SECTOR 2 = I1 to I2 SECTOR 3 = I2 to I3, SECTOR 4 = I3 to FL, DIFF = Difference To Personal Best Lap, P = Crossed Finish Line in Pit Lane, D = Time Disallowed

P10 44 Pro		Mercedes-AMG Team Strakka Racing			Mercedes-AMG GT3				
IDEAL LAP TIME : 1:42.663		BEST LAP TIME : 1:42.969			DIFFERENCE : 0.306				
D1: Gary PAFFETT		D2: Lewis WILLIAMSON		D3: Tristan VAUTIER					
LAP	SECTOR 1	SECTOR 2	SECTOR 3	SPEED TRAP	LAP TIME	KPH	DIFF	TIME OF DAY	
1 - D1			IN PIT					14:01:00.492	
2 - D2	OUTLAP	44.196	32.770	172.2	198.5	1:58.425	137.46	15.456	
3 - D2	32.967	41.450	30.000	173.3	229.7	1:44.417	155.90	1.448	
4 - D2	32.849	41.411	30.071	173.9	231.7	1:44.331	156.03	1.362	
5 - D2	32.653	41.400	29.707	173.9	232.2	1:43.760	156.89	0.791	
6 - D2	32.663	41.642	29.721	173.9	232.2	1:44.026	156.49	1.057	
7 - D2	32.600	41.491	29.672	173.0	231.2	1:43.763	156.88	0.794	
8 - D2	32.593	41.168	29.613	172.8	231.2	1:43.374	157.47	0.405	
9 - D2	32.652	41.247	29.671	173.9	230.7	1:43.570	157.18	0.601	
10 - D2	32.606	41.088	29.634	173.3	231.7	1:43.328	157.54	0.359	
11 - D2	32.522	41.537	29.814	173.0	232.2	1:43.873	156.72	0.904	
12 - D2	32.658	41.148	29.586	173.9	230.7	1:43.392	157.45	0.423	
13 - D2	32.558	41.086	29.508	173.9	231.2	1:43.152	157.81	0.183	
14 - D2	32.580	41.361	29.697	173.3	231.7	1:43.638	157.07	0.669	
15 - D2	33.259	46.181	IN PIT		230.7	5:17.184	P 51.32	3:34.215	
16 - D3	OUTLAP	44.284	30.826	173.6	199.2	1:57.281	138.80	14.312	
17 - D3	33.000	42.644	29.710	172.8	231.7	1:45.354	154.51	2.385	
18 - D3	32.848	41.160	29.644	173.0	230.2	1:43.652	157.05	0.683	
19 - D3	32.595	42.472	32.867	<b>174.7</b>	231.2	1:47.934	150.82	4.965	
20 - D3	32.632	41.383	31.603	172.8	231.7	1:45.618	154.13	2.649	
21 - D3	40.108	1:35.056	IN PIT		232.2	27:15.704	P 9.95	25:32.735	
22 - D3	OUTLAP	52.841	IN PIT		190.8	17:10.965	P 15.79	15:27.996	
23 - D3	OUTLAP	42.998	30.042	171.7	201.1	1:53.088	143.95	10.119	
24 - D3	32.606	<b>40.866</b>	29.515	172.2	228.8	1:42.987	(2) 158.07	0.018	
25 - D3	32.637	41.008	<b>29.431</b>	173.3	230.7	1:43.076	(3) 157.93	0.107	
26 - D3	32.508	40.988	29.473	173.0	232.2	<b>1:42.969</b>	(1) <b>158.09</b>		
27 - D3	32.378	40.973	31.633	173.9	232.2	1:44.984	155.06	2.015	
28 - D3	32.519	41.103	29.874	173.9	232.2	1:43.496	157.29	0.527	
29 - D3	32.544	40.997	IN PIT		231.7	4:16.814	P 63.38	2:33.845	
30 - D1	OUTLAP	41.508	30.108	172.8	189.8	1:52.255	145.01	9.286	
31 - D1	32.648	41.844	31.698	173.0	230.7	1:46.190	153.30	3.221	
32 - D1	32.836	41.405	29.784	172.8	231.2	1:44.025	156.49	1.056	
33 - D1	32.661	41.351	29.618	172.8	231.7	1:43.630	157.08	0.661	
34 - D1	33.202	41.994	IN PIT		230.7	5:27.309	P 49.73	3:44.340	
35 - D1	OUTLAP	42.169	29.960	173.0	203.7	1:51.122	146.49	8.153	
36 - D1	32.660	41.478	30.035	172.2	230.7	1:44.173	156.27	1.204	
37 - D1	32.760	41.146	29.602	172.5	231.2	1:43.508	157.27	0.539	
38 - D1	32.579	41.084	29.656	173.9	232.2	1:43.319	157.56	0.350	
39 - D1	33.008	41.359	31.276	173.9	232.7	1:45.643	154.09	2.674	
40 - D1	<b>32.366</b>	41.294	29.707	174.1	<b>233.2</b>	1:43.367	157.48	0.398	

Weather / Track : Cloudy / Dry

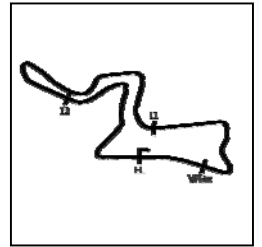
Kyalami Grand Prix Circuit

Circuit Length = 4.522 km

Start: 14:00 Flag 16:00 End: 16:02

# Kyalami 9 Hours

## PAID TEST SESSION 2 - SECTOR ANALYSIS



SECTOR 1 = FL to I1, SECTOR 2 = I1 to I2 SECTOR 3 = I2 to I3, SECTOR 4 = I3 to FL, DIFF = Difference To Personal Best Lap, P = Crossed Finish Line in Pit Lane, D = Time Disallowed

P11 12 Pro		Dinamic Motorsport		Porsche 911 GT3 R					
IDEAL LAP TIME : 1:42.920		BEST LAP TIME : 1:42.983		DIFFERENCE : 0.063					
D1: Laurens VANTHOOR		D2: Earl BAMBER		D3: Matt CAMPBELL					
LAP	SECTOR 1	SECTOR 2	SECTOR 3	SPEED TRAP	LAP TIME	KPH	DIFF	TIME OF DAY	
1 - D1			IN PIT					14:01:16.279	
2 - D3	OUTLAP	45.479	31.855	170.6	1:59.695	136.00	16.712	14:03:15.974	
3 - D3	33.691	43.645	30.217	173.3	1:47.553	151.35	4.570	14:05:03.527	
4 - D3	32.772	41.218	29.918	172.5	1:43.908	156.66	0.925	14:06:47.435	
5 - D3	33.041	41.186	29.605	173.3	1:43.832	156.78	0.849	14:08:31.267	
6 - D3	32.681	<b>40.857</b>	29.717	172.5	1:43.255	<b>(3)</b> 157.66	0.272	14:10:14.522	
7 - D3	32.592	41.040	29.663	172.2	1:43.295	157.59	0.312	14:11:57.817	
8 - D3	32.845	41.837	30.715	<b>175.0</b>	1:45.397	154.45	2.414	14:13:43.214	
9 - D3	32.920	42.551	IN PIT		2:24.629	<b>P</b> 36.61	5:41.646	14:21:07.843	
10 - D3	OUTLAP	46.204	IN PIT	122.0	11:24.844	<b>P</b> 23.77	9:41.861	14:32:32.687	
11 - D3	OUTLAP	42.615	30.156	171.7	1:52.585	144.59	9.602	14:34:25.272	
12 - D3	33.018	42.205	29.970	172.5	1:45.193	154.75	2.210	14:36:10.465	
13 - D3	32.710	41.028	29.714	172.5	1:43.452	157.35	0.469	14:37:53.917	
14 - D3	41.997	1:27.114	IN PIT	231.2	22:13.483	<b>P</b> 12.20	20:30.500	15:00:07.400	
15 - D1	OUTLAP	45.373	36.305	172.5	2:02.809	132.55	19.826	15:02:10.209	
16 - D1	33.605	41.840	29.957	171.7	1:45.402	154.44	2.419	15:03:55.611	
17 - D1	32.973	41.519	29.664	172.2	1:44.156	156.29	1.173	15:05:39.767	
18 - D1	32.952	1:07.942	IN PIT	229.7	15:28.387	<b>P</b> 17.53	13:45.404	15:21:08.154	
19 - D1	OUTLAP	41.633	29.871	170.6	1:51.289	146.27	8.306	15:22:59.443	
20 - D1	33.028	41.088	29.732	171.7	1:43.848	156.75	0.865	15:24:43.291	
21 - D1	32.770	41.190	29.543	171.7	1:43.503	157.28	0.520	15:26:26.794	
22 - D1	32.791	41.019	<b>29.518</b>	172.5	1:43.328	157.54	0.345	15:28:10.122	
23 - D1	32.840	40.949	IN PIT	231.2	7:41.204	<b>P</b> 35.29	5:58.221	15:35:51.326	
24 - D1	OUTLAP	41.295	29.530	172.8	1:48.950	149.41	5.967	15:37:40.276	
25 - D1	32.767	41.705	29.705	173.3	1:44.177	156.26	1.194	15:39:24.453	
26 - D1	32.830	41.333	30.903	173.9	<b>231.7</b>	1:45.066	2.083	15:41:09.519	
27 - D1	32.705	41.579	IN PIT		7:07.745	<b>P</b> 38.05	5:24.762	15:48:17.264	
28 - D2	OUTLAP	41.766	30.052	172.8	1:54.399	142.30	11.416	15:50:11.663	
29 - D2	32.727	41.447	30.065	171.9	1:44.239	156.17	1.256	15:51:55.902	
30 - D2	32.846	41.177	29.785	172.2	1:43.808	156.82	0.825	15:53:39.710	
<b>31 - D2</b>	<b>32.545</b>	40.868	29.570	173.0	229.7	<b>1:42.983 (1)</b>	<b>158.07</b>	<b>15:55:22.693</b>	
32 - D2	32.656	41.188	29.710	173.0	229.7	1:43.554	157.20	0.571	15:57:06.247
33 - D2	33.033	41.908	29.970	173.6	231.2	1:44.911	1.928	15:58:51.158	
34 - D2	32.636	40.917	29.536	172.8	230.7	1:43.089	<b>(2)</b> 157.91	16:00:34.247	

Weather / Track : Cloudy / Dry

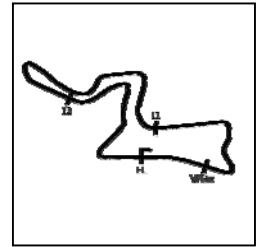
Kyalami Grand Prix Circuit

Circuit Length = 4.522 km

Start: 14:00 Flag 16:00 End: 16:02

# Kyalami 9 Hours

## PAID TEST SESSION 2 - SECTOR ANALYSIS



SECTOR 1 = FL to I1, SECTOR 2 = I1 to I2 SECTOR 3 = I2 to I3, SECTOR 4 = I3 to FL, DIFF = Difference To Personal Best Lap, P = Crossed Finish Line in Pit Lane, D = Time Disallowed

P12 108 Pro		Bentley Team M-Sport			Bentley Continental GT3				
IDEAL LAP TIME : 1:42.623		BEST LAP TIME : 1:42.990			DIFFERENCE : 0.367				
D1: Rodrigo BAPTISTA		D2: Andy SOUCEK			D3: Steven KANE				
LAP	SECTOR 1	SECTOR 2	SECTOR 3	SPEED TRAP	LAP TIME	KPH	DIFF	TIME OF DAY	
1 - D1			IN PIT					14:00:23.688	
2 - D1	OUTLAP	48.515	35.367	172.5	160.4	2:11.927	123.39	28.937	
3 - D1	33.764	42.112	29.802	176.4	233.7	1:45.678	154.04	2.688	
4 - D1	32.956	41.698	29.797	176.1	237.3	1:44.451	155.85	1.461	
5 - D1	32.944	41.349	29.888	176.4	237.3	1:44.181	156.25	1.191	
6 - D1	32.688	41.343	29.549	177.0	238.4	1:43.580	157.16	0.590	
7 - D1	32.584	41.880	31.737	176.7	238.4	1:46.201	153.28	3.211	
8 - D1	32.736	<b>41.211</b>	29.553	175.6	236.8	1:43.500	157.28	0.510	
9 - D1	34.304	44.723	34.841	175.3	238.4	1:53.868	142.96	10.878	
10 - D1	32.682	41.323	29.740	176.1	237.8	1:43.745	156.91	0.755	
11 - D1	32.519	41.521	29.626	175.3	238.4	1:43.666	157.03	0.676	
12 - D1	32.606	41.349	29.763	175.8	237.8	1:43.718	156.95	0.728	
13 - D1	33.145	42.153	IN PIT		236.8	3:41.485	<b>P</b> 73.50	1:58.495	
14 - D2	OUTLAP	45.000	32.251	177.3	168.2	1:57.647	138.37	14.657	
15 - D2	32.449	41.576	29.502	177.3	238.9	1:43.527	157.24	0.537	
16 - D2	32.996	43.845	30.143	177.3	239.4	1:46.984	152.16	3.994	
17 - D2	32.355	41.570	29.612	177.6	239.4	1:43.537	157.23	0.547	
18 - D2	32.395	41.545	29.585	<b>177.9</b>	240.0	1:43.525	157.24	0.535	
19 - D2	32.365	41.719	29.794	177.6	238.4	1:43.878	156.71	0.888	
20 - D2	32.486	43.381	IN PIT		238.9	26:52.995	<b>P</b> 10.09	25:10.005	
21 - D2	OUTLAP	44.558	30.766	175.6	187.8	1:56.888	139.27	13.898	
22 - D2	32.456	41.352	29.430	177.0	235.2	1:43.238	<b>(3)</b> 157.68	0.248	
23 - D2	32.430	44.686	IN PIT		238.4	17:55.446	<b>P</b> 15.13	16:12.456	
24 - D2	OUTLAP	42.504	29.721	177.3	204.1	1:50.879	146.81	7.889	
25 - D2	32.485	41.298	29.557	177.6	236.3	1:43.340	157.53	0.350	
26 - D2	32.390	41.372	<b>29.270</b>	177.0	238.9	1:43.032	<b>(2)</b> 158.00	0.042	
27 - D2	32.307	41.509	29.710	176.7	239.4	1:43.526	157.24	0.536	
<b>28 - D2</b>	<b>32.142</b>	41.330	29.518	177.3	239.4	<b>1:42.990</b>	<b>(1)</b> <b>158.06</b>		
29 - D2	33.632	42.973	IN PIT		<b>240.5</b>	2:48.135	<b>P</b> 96.82	1:05.145	
30 - D3	OUTLAP	45.974	30.278	177.6	206.5	1:56.043	140.28	13.053	
31 - D3	32.817	46.399	30.177	176.4	238.4	1:49.393	148.81	6.403	
32 - D3	32.463	41.576	30.219	176.4	238.4	1:44.258	156.14	1.268	
33 - D3	32.605	41.518	IN PIT		238.4	3:58.405	<b>P</b> 68.28	2:15.415	
34 - D3	OUTLAP	46.494	31.804	175.3	203.3	2:01.654	133.81	18.664	
35 - D3	32.503	42.605	IN PIT		236.3	3:40.149	<b>P</b> 73.94	1:57.159	
36 - D3	OUTLAP	41.850	33.964	176.1	205.7	1:56.613	139.60	13.623	
37 - D3	32.437	42.682	29.990	177.3	237.3	1:45.109	154.87	2.119	
38 - D3	32.410	41.289	29.586	176.1	238.4	1:43.285	157.61	0.295	
39 - D3	32.433	41.534	29.958	177.6	237.8	1:43.925	156.64	0.935	
40 - D3	32.221	41.311	29.720	177.6	238.4	1:43.252	157.66	0.262	
41 - D3	35.076	44.095	31.484	177.0	238.9	1:50.655	147.11	7.665	

Weather / Track : Cloudy / Dry

Kyalami Grand Prix Circuit

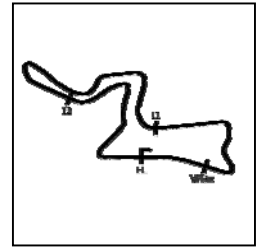
Circuit Length = 4.522 km

Start: 14:00 Flag 16:00 End: 16:02



# Kyalami 9 Hours

## PAID TEST SESSION 2 - SECTOR ANALYSIS



SECTOR 1 = FL to I1, SECTOR 2 = I1 to I2 SECTOR 3 = I2 to I3, SECTOR 4 = I3 to FL, DIFF = Difference To Personal Best Lap, P = Crossed Finish Line in Pit Lane, D = Time Disallowed

P13 31 Pro		Frikadelli Racing Team			Porsche 911 GT3 R				
IDEAL LAP TIME : 1:42.967		BEST LAP TIME : 1:43.070			DIFFERENCE : 0.103				
D1: Mathieu JAMINET		D2: Dennis OLSEN		D3: Nick TANDY					
LAP	SECTOR 1	SECTOR 2	SECTOR 3	SPEED TRAP	LAP TIME	KPH	DIFF	TIME OF DAY	
1 - D1			IN PIT					14:00:18.215	
2 - D2	OUTLAP	44.098	30.378	171.9	176.4	1:57.601	138.42	14:02:15.816	
3 - D2	33.041	41.590	29.651	172.8	231.7	1:44.282	156.10	14:04:00.098	
4 - D2	32.719	41.296	<b>29.574</b>	172.5	<b>232.2</b>	1:43.589	157.15	14:05:43.687	
5 - D2	32.916	41.180	29.933	171.4	<b>232.2</b>	1:44.029	156.48	14:07:27.716	
6 - D2	33.349	41.310	30.101	172.5	231.7	1:44.760	155.39	14:09:12.476	
7 - D2	32.610	41.157	29.856	172.2	231.2	1:43.623	157.10	14:10:56.099	
8 - D2	32.839	41.514	IN PIT			5:58.072	P 45.46	4:15.002 14:16:54.171	
9 - D2	OUTLAP	41.140	30.853	172.5	205.3	1:50.366	147.50	14:18:44.537	
10 - D2	33.068	41.343	31.133	<b>173.3</b>	<b>232.2</b>	1:45.544	154.24	14:20:30.081	
11 - D2	32.762	41.090	31.436	<b>173.3</b>	231.7	1:45.288	154.61	14:22:15.369	
12 - D2	32.628	41.225	29.793	172.5	<b>232.2</b>	1:43.646	157.06	14:23:59.015	
13 - D2	32.834	41.606	IN PIT		231.2	5:46.353	P 47.00	4:03.283 14:29:45.368	
14 - D1	OUTLAP	42.481	30.411	172.2	201.4	1:52.929	144.15	14:31:38.297	
15 - D1	32.639	<b>40.803</b>	29.628	172.5	231.2	<b>1:43.070</b>	<b>(1) 157.94</b>	<b>14:33:21.367</b>	
16 - D1	32.659	40.902	29.704	171.9	230.2	1:43.265	<b>(3) 157.64</b>	14:35:04.632	
17 - D1	32.752	41.302	30.833	<b>173.3</b>	230.7	1:44.887	155.20	14:36:49.519	
18 - D1	32.615	41.002	IN PIT		231.7	23:18.696	P 11.63	21:35.626 15:00:08.215	
19 - D1	OUTLAP	42.244	30.156	172.8	203.0	1:51.576	145.90	15:01:59.791	
20 - D1	32.789	41.134	29.748	171.7	230.7	1:43.671	157.02	15:03:43.462	
21 - D1	32.633	41.115	29.582	171.7	230.2	1:43.330	157.54	15:05:26.792	
22 - D1	32.863	56.187	IN PIT		230.2	23:56.846	P 11.32	22:13.776 15:29:23.638	
23 - D3	OUTLAP	42.089	31.081	<b>173.3</b>	180.6	1:53.858	142.97	10.788 15:31:17.496	
24 - D3	32.649	41.117	29.725	171.7	<b>232.2</b>	1:43.491	157.30	0.421 15:33:00.987	
25 - D3	32.833	41.202	29.787	170.6	230.7	1:43.822	156.79	0.752 15:34:44.809	
26 - D3	32.853	41.439	29.777	170.6	229.2	1:44.069	156.42	0.999 15:36:28.878	
27 - D3	32.892	41.306	29.795	171.7	230.2	1:43.993	156.54	0.923 15:38:12.871	
28 - D3	32.817	41.051	29.705	171.7	230.7	1:43.573	157.17	0.503 15:39:56.444	
29 - D3	32.710	41.078	IN PIT		231.2	5:44.821	P 47.21	4:01.751 15:45:41.265	
30 - D3	OUTLAP	44.037	30.942	171.4	192.5	1:55.979	140.36	12.909 15:47:37.244	
31 - D3	33.258	41.659	29.666	171.4	229.2	1:44.583	155.65	1.513 15:49:21.827	
32 - D3	32.634	41.821	30.083	171.4	229.7	1:44.538	155.72	1.468 15:51:06.365	
33 - D3	32.845	41.565	29.887	171.1	229.7	1:44.297	156.08	1.227 15:52:50.662	
34 - D3	32.816	41.292	29.697	171.7	229.7	1:43.805	156.82	0.735 15:54:34.467	
35 - D3	32.658	41.330	29.695	172.8	230.2	1:43.683	157.00	0.613 15:56:18.150	
36 - D3	<b>32.590</b>	40.968	29.639	172.5	231.7	1:43.197	<b>(2) 157.74</b>	0.127 15:58:01.347	
37 - D3	32.594	41.061	29.680	172.2	<b>232.2</b>	1:43.335	157.53	0.265 15:59:44.682	
38 - D3	32.671	41.212	29.616	172.2	<b>232.2</b>	1:43.499	157.28	0.429 16:01:28.181	

Weather / Track : Cloudy / Dry

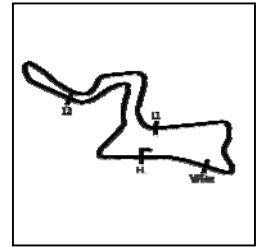
Kyalami Grand Prix Circuit

Circuit Length = 4.522 km

Start: 14:00 Flag 16:00 End: 16:02

# Kyalami 9 Hours

## PAID TEST SESSION 2 - SECTOR ANALYSIS



SECTOR 1 = FL to I1, SECTOR 2 = I1 to I2 SECTOR 3 = I2 to I3, SECTOR 4 = I3 to FL, DIFF = Difference To Personal Best Lap, P = Crossed Finish Line in Pit Lane, D = Time Disallowed

P14 20 Pro		GPX Racing		Porsche 911 GT3 R					
IDEAL LAP TIME : 1:43.146		BEST LAP TIME : 1:43.146		DIFFERENCE : 0.000					
D1: Michael CHRISTENSEN		D2: Kevin ESTRE		D3: Richard LIETZ					
LAP	SECTOR 1	SECTOR 2	SECTOR 3	SPEED TRAP	LAP TIME	KPH	DIFF	TIME OF DAY	
1 - D1			IN PIT					14:00:16.351	
2 - D3	OUTLAP	54.177	36.948	155.3	163.6	2:17.139	118.70	33.993	
3 - D3	41.243	46.882	33.258	156.0	144.0	2:01.383	134.11	18.237	
4 - D3	36.621	45.164	32.167	171.9	211.7	1:53.952	142.86	10.806	
5 - D3	36.454	46.353	32.088	<b>173.3</b>	167.7	1:54.895	141.68	11.749	
6 - D3	33.086	42.025	30.084	172.8	231.2	1:45.195	154.75	2.049	
7 - D3	32.987	41.584	30.100	171.4	231.7	1:44.671	155.52	1.525	
8 - D3	37.960	46.463	32.915	170.8	159.7	1:57.338	138.73	14.192	
9 - D3	33.030	42.409	30.362	171.4	230.2	1:45.801	153.86	2.655	
10 - D3	33.105	41.652	30.100	171.9	231.2	1:44.857	155.25	1.711	
11 - D3	40.280	49.563	IN PIT		154.0	10:00.098	<b>P</b> 27.12	8:16.952	
12 - D3	OUTLAP	44.589	31.121	171.7	128.4	2:01.930	133.51	18.784	
13 - D3	33.163	41.370	29.688	172.8	231.7	1:44.221	156.19	1.075	
14 - D3	32.765	41.688	29.910	172.5	232.2	1:44.363	155.98	1.217	
15 - D3	32.783	41.289	29.726	171.4	230.2	1:43.798	156.83	0.652	
16 - D3	32.714	41.321	29.635	172.2	230.2	1:43.670	157.02	0.524	
17 - D3	33.073	41.938	30.195	173.0	231.2	1:45.206	154.73	2.060	
18 - D3	47.461	1:31.807	IN PIT		<b>232.7</b>	22:01.047	<b>P</b> 12.32	20:17.901	
19 - D3	OUTLAP	44.283	30.860	172.2	189.8	1:56.200	140.09	13.054	
20 - D3	32.861	41.215	29.683	171.4	229.7	1:43.759	156.89	0.613	
21 - D3	32.688	41.148	29.811	171.9	229.7	1:43.647	157.06	0.501	
22 - D3	33.483	1:03.993	IN PIT		230.2	15:40.693	<b>P</b> 17.30	13:57.547	
23 - D3	OUTLAP	45.379	30.437	171.4	185.5	1:57.728	138.27	14.582	
24 - D3	32.700	41.111	29.625	171.9	229.2	1:43.436	<b>(2)</b> 157.38	0.290	
<b>25 - D3</b>	<b>32.600</b>	<b>41.011</b>	<b>29.535</b>	172.5	230.2	<b>1:43.146</b>	<b>(1)</b> 157.82	<b>15:26:34.524</b>	
26 - D3	32.684	41.351	IN PIT		231.2	3:23.015	<b>P</b> 80.18	1:39.869	
27 - D1	OUTLAP	42.442	30.318	172.2	205.7	1:51.058	146.58	7.912	
28 - D1	32.751	41.250	29.956	173.0	232.2	1:43.957	156.59	0.811	
29 - D1	32.660	41.365	29.866	171.7	231.7	1:43.891	156.69	0.745	
30 - D1	32.719	41.093	29.681	172.5	230.7	1:43.493	<b>(3)</b> 157.29	0.347	

Weather / Track : Cloudy / Dry

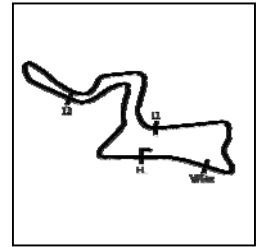
Kyalami Grand Prix Circuit

Circuit Length = 4.522 km

Start: 14:00 Flag 16:00 End: 16:02

# Kyalami 9 Hours

## PAID TEST SESSION 2 - SECTOR ANALYSIS



SECTOR 1 = FL to I1, SECTOR 2 = I1 to I2 SECTOR 3 = I2 to I3, SECTOR 4 = I3 to FL, DIFF = Difference To Personal Best Lap, P = Crossed Finish Line in Pit Lane, D = Time Disallowed

P15 25 Pro		Audi Sport Team WRT			Audi R8 LMS GT3 2019				
IDEAL LAP TIME : 1:43.157		BEST LAP TIME : 1:43.239			DIFFERENCE : 0.082				
D1: Dries VANTHOOR		D2: Kelvin VAN DER LINDE			D3: Frederic VERVISCH				
LAP	SECTOR 1	SECTOR 2	SECTOR 3	SPEED TRAP	LAP TIME	KPH	DIFF	TIME OF DAY	
1 - D1			IN PIT					14:01:58.748	
2 - D3	OUTLAP	43.131	30.506	170.3	183.9	1:58.548	137.32	15.309	
3 - D3	33.038	41.348	29.908	171.7	227.8	1:44.294	156.08	1.055	
4 - D3	32.751	41.408	29.682	171.4	229.7	1:43.841	156.77	0.602	
5 - D3	32.803	41.710	29.984	171.4	229.2	1:44.497	155.78	1.258	
6 - D3	33.182	41.242	30.582	171.4	229.2	1:45.006	155.03	1.767	
7 - D3	32.849	41.537	30.063	170.6	228.3	1:44.449	155.85	1.210	
8 - D3	32.838	42.199	IN PIT		230.2	4:11.835	P 64.64	2:28.596	
9 - D3	OUTLAP	41.802	30.178	171.1	201.4	1:50.402	147.45	7.163	
10 - D3	32.910	42.162	29.816	170.8	229.7	1:44.888	155.20	1.649	
11 - D3	32.946	41.688	29.818	170.8	230.2	1:44.452	155.85	1.213	
12 - D3	32.784	41.560	29.755	171.4	229.7	1:44.099	156.38	0.860	
13 - D3	32.807	41.625	IN PIT		229.7	3:47.921	P 71.42	2:04.682	
14 - D1	OUTLAP	41.546	29.840	171.9	203.3	1:50.067	147.90	6.828	
15 - D1	32.922	42.352	29.682	171.9	<b>232.7</b>	1:44.956	155.10	1.717	
16 - D1	32.758	41.276	29.953	171.9	232.2	1:43.987	156.55	0.748	
17 - D1	32.761	43.288	30.301	170.6	230.2	1:46.350	153.07	3.111	
18 - D1	32.770	41.195	29.527	171.9	229.7	1:43.492	157.29	0.253	
19 - D1	32.661	41.480	IN PIT		230.7	24:34.544	P 11.04	22:51.305	
20 - D1	OUTLAP	43.669	30.285	169.5	188.4	1:56.674	139.52	13.435	
21 - D1	32.930	42.801	31.814	170.6	227.3	1:47.545	151.37	4.306	
22 - D1	33.281	42.761	IN PIT		228.8	19:48.237	P 13.70	18:04.998	
23 - D1	OUTLAP	41.367	29.988	169.0	198.5	1:50.341	147.53	7.102	
24 - D1	32.806	41.249	<b>29.504</b>	170.3	228.8	1:43.559	157.19	0.320	
25 - D1	32.746	41.265	29.629	171.1	229.2	1:43.640	157.07	0.401	
26 - D1	32.789	41.493	29.660	171.1	229.7	1:43.942	156.61	0.703	
27 - D1	32.737	41.148	29.547	170.3	230.2	1:43.432	(2) 157.39	0.193	
28 - D1	32.717	41.138	30.064	171.4	230.7	1:43.919	156.65	0.680	
29 - D1	33.496	41.203	IN PIT		228.8	3:27.816	P 78.33	1:44.577	
30 - D2	OUTLAP	42.326	33.559	171.9	201.4	1:54.902	141.67	11.663	
31 - D2	32.872	41.331	29.658	171.7	230.2	1:43.861	156.74	0.622	
32 - D2	32.934	41.223	29.774	171.4	229.7	1:43.931	156.63	0.692	
33 - D2	32.768	42.242	IN PIT		229.7	3:47.411	P 71.58	2:04.172	
34 - D2	OUTLAP	42.444	29.939	171.1	200.3	1:51.984	145.37	8.745	
35 - D2	32.893	41.475	29.905	172.2	228.3	1:44.273	156.12	1.034	
36 - D2	32.785	41.751	29.825	171.7	228.3	1:44.361	155.98	1.122	
37 - D2	32.810	41.077	29.687	170.3	229.2	1:43.574	157.17	0.335	
38 - D2	33.266	41.390	29.747	171.9	228.8	1:44.403	155.92	1.164	
39 - D2	32.743	41.104	29.599	172.2	230.2	1:43.446	(3) 157.36	0.207	
40 - D2	<b>32.626</b>	<b>41.027</b>	29.586	<b>173.0</b>	230.7	<b>1:43.239</b>	(1) <b>157.68</b>	<b>16:00:00.866</b>	

Weather / Track : Cloudy / Dry

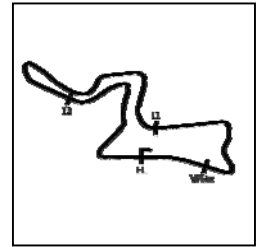
Kyalami Grand Prix Circuit

Circuit Length = 4.522 km

Start: 14:00 Flag 16:00 End: 16:02

# Kyalami 9 Hours

## PAID TEST SESSION 2 - SECTOR ANALYSIS



SECTOR 1 = FL to I1, SECTOR 2 = I1 to I2 SECTOR 3 = I2 to I3, SECTOR 4 = I3 to FL, DIFF = Difference To Personal Best Lap, P = Crossed Finish Line in Pit Lane, D = Time Disallowed

P16 42 Pro		BMW Team Schnitzer		BMW M6 GT3					
IDEAL LAP TIME : 1:43.023		BEST LAP TIME : 1:43.266		DIFFERENCE : 0.243					
D1: Martin TOMCZYK		D2: Sheldon VAN DER LINDE		D3: Augusto FARFUS					
LAP	SECTOR 1	SECTOR 2	SECTOR 3	SPEED TRAP	LAP TIME	KPH	DIFF	TIME OF DAY	
1 - D1			IN PIT					14:00:26.418	
2 - D3	OUTLAP	45.352	33.688	174.1	147.7	2:04.662	130.58	21.396	
3 - D3	32.810	41.488	30.094	173.9	236.8	1:44.392	155.94	1.126	
4 - D3	32.482	41.494	29.997	173.3	237.8	1:43.973	156.57	0.707	
5 - D3	32.467	41.430	29.957	174.1	237.3	1:43.854	156.75	0.588	
6 - D3	32.637	41.536	29.953	174.1	237.3	1:44.126	156.34	0.860	
7 - D3	32.818	42.668	IN PIT		236.8	3:15.837	83.12	1:32.571	
8 - D3	OUTLAP	42.385	30.181	173.9	208.0	1:53.586	143.32	10.320	
9 - D3	32.556	41.510	29.913	174.4	236.3	1:43.979	156.56	0.713	
10 - D3	32.523	41.577	30.089	173.9	238.4	1:44.189	156.24	0.923	
11 - D3	32.618	41.633	30.098	174.4	236.3	1:44.349	156.00	1.083	
12 - D3	32.654	41.170	29.789	174.4	236.3	1:43.613	(3) 157.11	0.347	
13 - D3	33.178	42.594	IN PIT		236.8	5:39.427	P 47.96	3:56.161	
14 - D3	OUTLAP	42.398	30.287	173.9	206.5	1:52.438	144.78	9.172	
15 - D3	32.837	41.777	29.931	175.0	237.3	1:44.545	155.71	1.279	
16 - D3	32.651	42.022	30.130	174.4	238.4	1:44.803	155.33	1.537	
17 - D3	32.620	41.224	30.864	173.6	235.8	1:44.708	155.47	1.442	
18 - D3	32.559	41.258	29.874	174.4	235.2	1:43.691	156.99	0.425	
19 - D3	32.649	41.382	IN PIT		236.3	24:16.640	P 11.17	22:33.374	
20 - D3	OUTLAP	45.082	32.542	167.4	188.4	2:00.757	134.80	17.491	
21 - D3	34.946	43.032	30.192	175.6	211.7	1:48.170	150.49	4.904	
22 - D3	32.886	43.148	29.954	175.3	238.9	1:45.988	153.59	2.722	
23 - D3	32.383	1:09.655	IN PIT		238.4	15:23.540	P 17.62	13:40.274	
24 - D1	OUTLAP	43.501	31.055	171.7	177.9	1:58.960	136.84	15.694	
25 - D1	33.001	41.531	29.919	172.5	233.7	1:44.451	155.85	1.185	
26 - D1	33.003	41.536	29.956	172.2	234.2	1:44.495	155.78	1.229	
27 - D1	32.745	41.337	29.981	171.1	234.2	1:44.063	156.43	0.797	
28 - D1	32.792	41.490	29.972	171.9	234.7	1:44.254	156.14	0.988	
29 - D1	32.984	41.516	29.848	172.5	235.8	1:44.348	156.00	1.082	
30 - D1	32.992	41.561	29.938	173.0	236.3	1:44.491	155.79	1.225	
31 - D1	32.760	41.440	29.887	172.8	234.7	1:44.087	156.39	0.821	
32 - D1	32.932	41.496	29.863	172.8	234.2	1:44.291	156.09	1.025	
33 - D1	32.995	42.589	IN PIT		234.2	3:09.440	P 85.93	1:26.174	
34 - D2	OUTLAP	45.012	31.118	171.4	160.0	1:57.721	138.28	14.455	
35 - D2	36.919	42.004	32.893	173.9	159.5	1:51.816	145.58	8.550	
36 - D2	32.768	42.659	IN PIT		235.2	6:11.959	P 43.76	4:28.693	
37 - D2	OUTLAP	42.612	30.814	173.0	160.7	1:55.075	141.46	11.809	
38 - D2	33.094	41.778	29.985	173.3	234.2	1:44.857	155.25	1.591	
39 - D2	32.884	41.182	29.616	174.7	235.2	1:43.682	157.01	0.416	
40 - D2	32.569	42.671	30.055	174.1	236.3	1:45.295	154.60	2.029	
41 - D2	32.684	41.076	29.757	174.1	236.3	1:43.517	(2) 157.26	0.251	
42 - D2	32.626	41.052	29.588	174.1	236.8	1:43.266	(1) 157.64	16:00:57.753	

Weather / Track : Cloudy / Dry

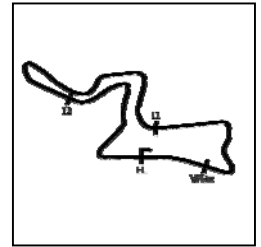
Kyalami Grand Prix Circuit

Circuit Length = 4.522 km

Start: 14:00 Flag 16:00 End: 16:02

# Kyalami 9 Hours

## PAID TEST SESSION 2 - SECTOR ANALYSIS



SECTOR 1 = FL to I1, SECTOR 2 = I1 to I2 SECTOR 3 = I2 to I3, SECTOR 4 = I3 to FL, DIFF = Difference To Personal Best Lap, P = Crossed Finish Line in Pit Lane, D = Time Disallowed

P17 34 Pro		Walkenhorst Motorsport			BMW M6 GT3					
IDEAL LAP TIME : 1:43.196		BEST LAP TIME : 1:43.315			DIFFERENCE : 0.119					
D1: Christian KROGNES		D2: Mikkel JENSEN		D3: Nicky CATSBURG						
LAP	SECTOR 1	SECTOR 2	SECTOR 3	SPEED TRAP	LAP TIME	KPH	DIFF	TIME OF DAY		
1 - D1			IN PIT					14:00:33.856		
2 - D1	OUTLAP		IN PIT	170.3	2:19.921	P		14:02:53.777		
3 - D1	OUTLAP	46.779	34.466	175.3	1:58.505		137.37	14:04:52.282		
4 - D1	32.604	41.415	29.919	175.0	236.3		1:43.938	156.62	0.623	14:06:36.220
5 - D1	32.618	41.495	29.694	174.7	237.3		1:43.807	156.82	0.492	14:08:20.027
6 - D1	32.690	41.829	31.156	175.8	236.8		1:45.675	154.04	2.360	14:10:05.702
7 - D1	<b>32.506</b>	41.536	30.074	174.4	236.3		1:44.116	156.35	0.801	14:11:49.818
8 - D1	32.698	41.563	29.733	175.0	237.3		1:43.994	156.53	0.679	14:13:33.812
9 - D1	32.795	41.725	IN PIT	236.3	4:24.524	P	61.54	2:41.209		14:17:58.336
10 - D1	OUTLAP	41.560	30.872	175.8	168.4		1:53.018	144.04	9.703	14:19:51.354
11 - D1	32.635	41.526	29.783	174.7	237.3		1:43.944	156.61	0.629	14:21:35.298
12 - D1	32.962	43.408	30.133	174.7	237.3		1:46.503	152.85	3.188	14:23:21.801
13 - D1	32.736	41.258	29.779	175.6	236.3		1:43.773	156.87	0.458	14:25:05.574
14 - D1	32.725	41.424	29.862	174.4	237.8		1:44.011	156.51	0.696	14:26:49.585
15 - D1	32.722	42.218	33.351	175.0	237.3		1:48.291	150.32	4.976	14:28:37.876
16 - D1	32.685	41.929	IN PIT	<b>238.4</b>	6:18.548	P	43.00	4:35.233		14:34:56.424
17 - D1	OUTLAP	43.600	31.252	<b>176.4</b>	202.2		1:56.448	139.79	13.133	14:36:52.872
18 - D1	32.694	44.011	IN PIT	237.3	44:26.050	P	6.10	42:42.735		15:21:18.922
19 - D1	OUTLAP	43.959	34.888	174.4	179.7		2:03.029	132.32	19.714	15:23:21.951
20 - D1	32.579	41.560	36.728	175.3	236.8		1:50.867	146.83	7.552	15:25:12.818
21 - D1	32.600	41.398	29.742	174.4	235.2		1:43.740	(3) 156.92	0.425	15:26:56.558
22 - D1	32.682	41.521	32.939	175.0	236.8		1:47.142	151.94	3.827	15:28:43.700
23 - D1	32.534	41.316	IN PIT	237.3	3:38.865	P	74.38	1:55.550		15:32:22.565
24 - D2	OUTLAP	41.279	32.880	175.0	206.5		1:52.943	144.13	9.628	15:34:15.508
25 - D2	32.636	41.306	29.752	175.6	236.8		1:43.694	(2) 156.99	0.379	15:35:59.202
26 - D2	32.687	42.104	30.878	174.7	237.3		1:45.669	154.05	2.354	15:37:44.871
27 - D2	32.625	<b>41.033</b>	<b>29.657</b>	175.6	237.3		<b>1:43.315</b>	(1) <b>157.56</b>		<b>15:39:28.186</b>
28 - D2	32.661	41.424	IN PIT	237.8	3:11.886	P	84.83	1:28.571		15:42:40.072
29 - D2	OUTLAP	44.917	31.080	171.9	193.2		1:57.699	138.31	14.384	15:44:37.771

Weather / Track : Cloudy / Dry

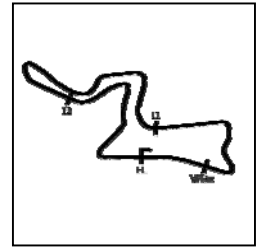
Kyalami Grand Prix Circuit

Circuit Length = 4.522 km

Start: 14:00 Flag 16:00 End: 16:02

# Kyalami 9 Hours

## PAID TEST SESSION 2 - SECTOR ANALYSIS



SECTOR 1 = FL to I1, SECTOR 2 = I1 to I2 SECTOR 3 = I2 to I3, SECTOR 4 = I3 to FL, DIFF = Difference To Personal Best Lap, P = Crossed Finish Line in Pit Lane, D = Time Disallowed

P18		6 Silver Black Falcon		Mercedes-AMG GT3					
IDEAL LAP TIME : 1:43.026		BEST LAP TIME : 1:43.400		DIFFERENCE : 0.374					
D1: Hubert HAUPT		D2: Patrick ASSENHEIMER		D3: Sergei AFANASIEV					
LAP	SECTOR 1	SECTOR 2	SECTOR 3	SPEED TRAP	LAP TIME	KPH	DIFF	TIME OF DAY	
1 - D1			IN PIT					14:01:08.575	
2 - D1	OUTLAP	44.950	31.825	171.9	194.2	1:59.632	136.07	14:03:08.207	
3 - D1	33.873	42.635	30.858	173.3	231.2	1:47.366	151.62	14:04:55.573	
4 - D1	33.408	42.212	30.208	174.4	231.7	1:45.828	153.82	14:06:41.401	
5 - D1	32.908	41.529	29.926	174.7	232.2	1:44.363	155.98	14:08:25.764	
6 - D1	32.810	41.318	29.746	174.7	233.2	1:43.874	156.72	14:10:09.638	
7 - D1	32.898	41.484	30.018	174.1	233.2	1:44.400	155.93	14:11:54.038	
8 - D1	32.713	41.408	30.077	173.9	233.2	1:44.198	156.23	14:13:38.236	
9 - D1	32.774	41.422	29.911	173.0	232.7	1:44.107	156.36	14:15:22.343	
10 - D1	32.821	41.910	IN PIT		233.7	5:15.677	P 51.56	14:20:38.020	
11 - D1	OUTLAP	43.463	30.660	172.5	193.5	1:54.813	141.78	14:22:32.833	
12 - D1	32.903	41.247	36.893	175.0	230.7	1:51.043	146.60	14:24:23.876	
13 - D1	32.595	41.293	29.686	173.3	231.7	1:43.574	(3) 157.17	14:26:07.450	
14 - D1	32.658	41.514	29.856	173.6	232.7	1:44.028	156.48	14:27:51.478	
15 - D1	32.814	41.579	30.036	174.7	232.7	1:44.429	155.88	14:29:35.907	
16 - D1	32.685	41.607	IN PIT		235.8	4:03.451	P 66.86	14:33:39.358	
17 - D2	OUTLAP	42.220	31.378	174.7	205.7	1:51.746	145.68	14:35:31.104	
18 - D2	32.797	41.704	30.854	174.1	233.7	1:45.355	154.51	14:37:16.459	
19 - D2	32.837	1:03.661	IN PIT		233.2	23:26.528	P 11.57	15:00:42.987	
20 - D2	OUTLAP	43.784	36.297	172.8	182.4	2:00.942	134.60	15:02:43.929	
21 - D2	33.009	42.087	32.007	173.0	229.7	1:47.103	151.99	15:04:31.032	
22 - D2	1:06.886	1:21.502	IN PIT		79.8	17:19.735	P 15.65	15:21:50.767	
23 - D2	OUTLAP	42.948	35.075	173.3	193.5	1:57.191	138.91	15:23:47.958	
24 - D2	33.136	41.484	33.810	174.1	230.7	1:48.430	150.13	15:25:36.388	
25 - D2	32.802	41.447	30.451	173.0	232.2	1:44.700	155.48	15:27:21.088	
26 - D2	32.654	41.162	29.648	173.9	233.2	1:43.464	(2) 157.34	15:29:04.552	
27 - D2	32.995	42.049	IN PIT		234.2	3:26.613	P 78.79	15:32:31.165	
28 - D2	OUTLAP	44.025	31.048	173.3	196.3	1:57.970	137.99	15:34:29.135	
29 - D2	32.827	40.915	29.993	174.1	231.2	1:43.735	156.93	15:36:12.870	
30 - D2	32.463	40.930	30.007	174.1	231.7	1:43.400	(1) 157.43	15:37:56.270	
31 - D2	32.971	41.993	IN PIT		232.7	2:51.568	P 94.88	15:40:47.838	
32 - D2	OUTLAP	44.670	30.711	173.0	130.9	1:57.830	138.15	15:42:45.668	
33 - D2	32.936	42.406	30.844	173.9	233.2	1:46.186	153.30	15:44:31.854	
34 - D2	32.903	42.509	31.113	171.7	233.2	1:46.525	152.82	15:46:18.379	

Weather / Track : Cloudy / Dry

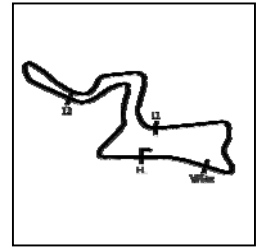
Kyalami Grand Prix Circuit

Circuit Length = 4.522 km

Start: 14:00 Flag 16:00 End: 16:02

# Kyalami 9 Hours

## PAID TEST SESSION 2 - SECTOR ANALYSIS



SECTOR 1 = FL to I1, SECTOR 2 = I1 to I2 SECTOR 3 = I2 to I3, SECTOR 4 = I3 to FL, DIFF = Difference To Personal Best Lap, P = Crossed Finish Line in Pit Lane, D = Time Disallowed

P19 43 ProAm Strakka Racing			Mercedes-AMG GT3					
IDEAL LAP TIME : 1:43.353		BEST LAP TIME : 1:43.506		DIFFERENCE : 0.153				
D1: Christina NIELSEN		D2: Adrian Henry D'SLIVA		D3: Dominik BAUMANN				
LAP	SECTOR 1	SECTOR 2	SECTOR 3	SPEED TRAP	LAP TIME	KPH	DIFF	TIME OF DAY
1 - D1			IN PIT				<b>P</b>	14:01:54.828
2 - D3	OUTLAP	48.191	35.942	172.2	162.1	2:18.732	117.34	35.226
3 - D3	33.553	44.873	30.973	173.6	230.2	1:49.399	148.80	5.893
4 - D3	32.666	41.176	31.511	<b>173.9</b>	231.7	1:45.353	154.52	1.847
5 - D3	32.578	41.157	30.182	<b>173.9</b>	231.7	1:43.917	<b>(2)</b> 156.65	0.411
6 - D3	32.969	45.467	31.589	172.2	<b>232.7</b>	1:50.025	147.95	6.519
7 - D3	32.905	41.349	<b>29.677</b>	173.6	230.7	1:43.931	<b>(3)</b> 156.63	0.425
8 - D3	32.675	41.856	30.247	173.3	231.7	1:44.778	155.36	1.272
<b>9 - D3</b>	<b>32.575</b>	<b>41.133</b>	29.798	173.0	232.2	<b>1:43.506</b>	<b>(1)</b> <b>157.27</b>	
10 - D3	<b>32.543</b>	41.201	IN PIT		232.2	7:01.369	<b>P</b> 38.63	5:17.863
11 - D2	OUTLAP	53.053	32.374	171.1	163.8	2:13.474	121.96	29.968
12 - D2	34.216	43.972	31.839	168.7	231.2	1:50.027	147.95	6.521
13 - D2	34.418	43.883	31.242	170.3	229.2	1:49.543	148.61	6.037
14 - D2	34.521	45.668	31.395	169.0	232.2	1:51.584	145.89	8.078
15 - D2	34.256	43.759	31.307	170.0	231.2	1:49.322	148.91	5.816
16 - D2	34.503	43.677	31.461	169.0	229.2	1:49.641	148.47	6.135
17 - D2	35.285	43.583	32.305	171.9	214.7	1:51.173	146.43	7.667
18 - D2	34.738	45.516	IN PIT		231.7	24:27.492	<b>P</b> 11.09	22:43.986
19 - D1	OUTLAP	48.451	32.525	169.8	186.5	2:04.195	131.07	20.689
20 - D1	34.419	44.162	32.087	169.2	229.2	1:50.668	147.09	7.162
21 - D1	34.173	49.592	IN PIT		228.8	16:21.938	<b>P</b> 16.57	14:38.432
22 - D1	OUTLAP	45.749	32.299	169.8	135.6	2:03.915	131.37	20.409
23 - D1	34.881	45.314	31.632	170.8	229.7	1:51.827	145.57	8.321
24 - D1	33.649	45.528	33.091	171.4	230.2	1:52.268	145.00	8.762
25 - D1	33.542	43.181	30.699	170.8	231.2	1:47.422	151.54	3.916
26 - D1	33.705	43.100	IN PIT		231.7	5:00.890	<b>P</b> 54.10	3:17.384
27 - D1	OUTLAP	45.143	32.506	170.3	180.6	2:03.019	132.33	19.513
28 - D1	33.993	43.166	30.597	171.9	229.7	1:47.756	151.07	4.250
29 - D1	33.131	41.878	30.054	171.4	230.7	1:45.063	154.94	1.557
30 - D1	33.190	42.095	30.329	172.2	231.2	1:45.614	154.13	2.108
31 - D1	33.166	42.686	30.652	172.2	231.2	1:46.504	152.85	2.998

Weather / Track : Cloudy / Dry

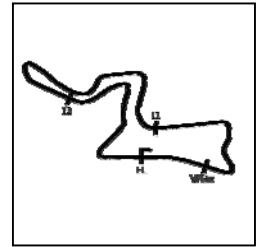
Kyalami Grand Prix Circuit

Circuit Length = 4.522 km

Start: 14:00 Flag 16:00 End: 16:02

# Kyalami 9 Hours

## PAID TEST SESSION 2 - SECTOR ANALYSIS



SECTOR 1 = FL to I1, SECTOR 2 = I1 to I2 SECTOR 3 = I2 to I3, SECTOR 4 = I3 to FL, DIFF = Difference To Personal Best Lap, P = Crossed Finish Line in Pit Lane, D = Time Disallowed

P20 29 Pro		Audi Sport Team Land			Audi R8 LMS GT3 2019				
IDEAL LAP TIME : 1:43.349		BEST LAP TIME : 1:43.530			DIFFERENCE : 0.181				
D1: Markus WINKELHOCK		D2: Christopher MIES		D3: Christopher HAASE					
LAP	SECTOR 1	SECTOR 2	SECTOR 3	SPEED TRAP	LAP TIME	KPH	DIFF	TIME OF DAY	
1 - D1			IN PIT					14:00:25.135	
2 - D3	OUTLAP	45.255	32.385	167.9	154.2	2:03.965	131.32	20.435	
3 - D3	33.639	43.314	34.261	169.8	228.3	1:51.214	146.37	7.684	
4 - D3	33.061	41.886	30.006	170.3	228.8	1:44.953	155.10	1.423	
5 - D3	36.344	41.929	31.407	170.8	223.1	1:49.680	148.42	6.150	
6 - D3	33.207	41.628	IN PIT		229.7	4:08.325	P 65.55	2:24.795	
7 - D3	OUTLAP	41.560	30.719	171.1	201.4	1:50.659	147.11	7.129	
8 - D3	32.810	41.408	29.898	169.0	230.2	1:44.116	156.35	0.586	
9 - D3	32.986	43.454	32.940	170.6	230.7	1:49.380	148.83	5.850	
10 - D3	33.097	41.578	30.111	169.5	229.7	1:44.786	155.35	1.256	
11 - D3	32.931	41.409	IN PIT		229.7	2:47.027	P 97.46	1:03.497	
12 - D3	OUTLAP	43.437	30.083	169.5	196.7	1:53.947	142.86	10.417	
13 - D3	32.890	41.461	29.746	169.2	227.8	1:44.097	156.38	0.567	
14 - D3	32.760	41.399	33.469	171.7	229.7	1:47.628	151.25	4.098	
15 - D3	32.881	41.248	29.740	170.3	230.2	1:43.869	(3) 156.72	0.339	
16 - D3	33.152	42.132	IN PIT		231.2	4:28.102	P 60.72	2:44.572	
17 - D1	OUTLAP	42.348	33.364	170.3	200.3	1:55.318	141.16	11.788	
18 - D1	32.890	41.679	30.184	170.8	229.2	1:44.753	155.40	1.223	
19 - D1	36.239	1:12.112	IN PIT		231.2	22:59.956	P 11.79	21:16.426	
20 - D1	OUTLAP	45.975	33.336	170.0	197.0	2:01.322	134.18	17.792	
21 - D1	33.049	41.949	32.557	170.3	228.3	1:47.555	151.35	4.025	
22 - D1	33.866	42.076	30.034	169.2	228.8	1:45.976	153.61	2.446	
23 - D1	32.994	1:09.835	IN PIT		228.8	15:24.484	P 17.60	13:40.954	
24 - D1	OUTLAP	49.097	41.813	167.9	165.8	2:20.433	115.92	36.903	
25 - D1	38.329	43.461	30.113	170.0	226.4	1:51.903	145.47	8.373	
26 - D1	32.933	41.470	29.945	169.2	228.3	1:44.348	156.00	0.818	
27 - D1	33.312	44.102	29.946	170.3	229.2	1:47.360	151.63	3.830	
28 - D1	33.065	42.678	IN PIT		229.2	4:02.427	P 67.15	2:18.897	
29 - D2	OUTLAP	41.910	29.912	169.8	200.7	1:50.920	146.76	7.390	
30 - D2	33.172	41.508	29.759	169.5	228.8	1:44.439	155.87	0.909	
31 - D2	33.239	41.545	29.777	170.0	229.2	1:44.561	155.69	1.031	
32 - D2	32.991	41.661	29.720	170.3	229.2	1:44.372	155.97	0.842	
33 - D2	33.010	41.444	IN PIT		230.2	4:49.344	P 56.26	3:05.814	
34 - D2	OUTLAP	49.025	IN PIT		173.6	9:58.179	P 27.21	8:14.649	
35 - D2	OUTLAP	42.251	30.026	171.1	199.6	1:51.895	145.48	8.365	
36 - D2	32.991	40.993	29.752	170.0	228.8	1:43.736	(2) 156.92	0.206	
37 - D2	32.868	41.066	29.596	170.6	230.7	1:43.530	(1) 157.24	16:00:13.694	

Weather / Track : Cloudy / Dry

Kyalami Grand Prix Circuit

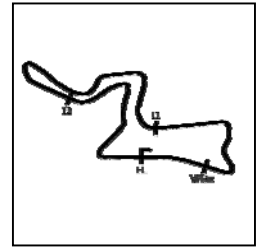
Circuit Length = 4.522 km

Start: 14:00 Flag 16:00 End: 16:02



# Kyalami 9 Hours

## PAID TEST SESSION 2 - SECTOR ANALYSIS



SECTOR 1 = FL to I1, SECTOR 2 = I1 to I2 SECTOR 3 = I2 to I3, SECTOR 4 = I3 to FL, DIFF = Difference To Personal Best Lap, P = Crossed Finish Line in Pit Lane, D = Time Disallowed

P21 188 ProAm Garage 59				Aston Martin Vantage AMR GT3					
IDEAL LAP TIME : 1:43.353		BEST LAP TIME : 1:43.642		DIFFERENCE : 0.289					
D1: Alex WEST		D2: Chris GOODWIN		D3: Côme LEDOGAR					
LAP	SECTOR 1	SECTOR 2	SECTOR 3	SPEED TRAP	LAP TIME	KPH	DIFF	TIME OF DAY	
1 - D1			IN PIT					14:00:31.013	
2 - D3	OUTLAP	45.801	38.593	172.5	2:09.288	125.91	25.646	14:02:40.301	
3 - D3	33.441	42.943	30.222	<b>175.0</b>	233.7	1:46.606	2.964	14:04:26.907	
4 - D3	32.794	41.979	30.134	<b>175.0</b>	234.7	1:44.907	1.265	14:06:11.814	
5 - D3	32.898	41.614	29.933	174.1	<b>236.3</b>	1:44.445	0.803	14:07:56.259	
6 - D3	32.748	41.710	IN PIT		<b>236.3</b>	6:31.906	<b>P</b> 41.53	4:48.264	
7 - D3	OUTLAP	42.173	30.211	173.9	204.5	1:51.280	7.638	14:16:19.445	
8 - D3	33.076	41.939	36.298	174.7	235.8	1:51.313	7.671	14:18:10.758	
9 - D3	32.988	41.760	30.186	174.1	235.8	1:44.934	1.292	14:19:55.692	
10 - D3	32.765	41.830	29.977	173.3	235.8	1:44.572	0.930	14:21:40.264	
11 - D3	33.024	42.480	IN PIT		235.8	11:48.293	<b>P</b> 22.98	10:04.651	
12 - D3	OUTLAP	42.270	30.725	173.9	198.8	1:53.854	10.212	14:35:22.411	
13 - D3	33.039	41.482	IN PIT		233.2	24:53.167	<b>P</b> 10.90	23:09.525	
14 - D2	OUTLAP	44.586	33.056	171.1	197.0	2:00.674	17.032	15:02:16.252	
15 - D2	33.204	42.328	30.495	171.4	232.2	1:46.027	2.385	15:04:02.279	
16 - D2	33.208	42.603	30.730	170.6	232.7	1:46.541	2.899	15:05:48.820	
17 - D2	33.965	1:06.127	IN PIT		233.2	15:25.955	<b>P</b> 17.58	13:42.313	
18 - D2	OUTLAP	45.580	33.178	171.9	178.2	2:04.859	21.217	15:23:19.634	
19 - D2	33.813	42.010	32.495	172.8	228.3	1:48.318	4.676	15:25:07.952	
20 - D2	33.001	41.928	30.094	173.3	232.7	1:45.023	1.381	15:26:52.975	
21 - D2	32.969	41.824	30.482	173.0	234.2	1:45.275	1.633	15:28:38.250	
22 - D2	35.168	41.887	IN PIT		210.9	3:05.165	<b>P</b> 87.91	1:21.523	
23 - D1	OUTLAP	48.719	IN PIT		198.1	3:18.459	<b>P</b> 82.02	1:34.817	
24 - D1	OUTLAP	43.321	30.822	171.9	204.5	1:56.534	12.892	15:36:58.408	
25 - D1	33.530	42.690	31.349	171.9	232.7	1:47.569	3.927	15:38:45.977	
26 - D1	33.482	42.572	30.379	172.8	234.2	1:46.433	2.791	15:40:32.410	
27 - D1	33.394	42.656	30.322	173.9	234.7	1:46.372	2.730	15:42:18.782	
28 - D1	33.272	42.287	30.317	172.8	235.2	1:45.876	2.234	15:44:04.658	
29 - D1	33.397	42.335	30.495	172.2	235.2	1:46.227	2.585	15:45:50.885	
30 - D1	33.489	46.139	IN PIT		234.2	5:43.853	<b>P</b> 47.34	4:00.211	
31 - D3	OUTLAP	43.099	30.096	173.6	192.5	1:53.693	143.18	15:53:28.431	
32 - D3	32.824	<b>41.125</b>	<b>29.693</b>	173.3	232.2	<b>1:43.642 (1)</b>	<b>157.07</b>	<b>15:55:12.073</b>	
33 - D3	32.776	41.728	32.837	<b>175.0</b>	234.2	1:47.341	3.699	15:56:59.414	
34 - D3	<b>32.535</b>	41.411	29.784	173.3	235.2	1:43.730	<b>(2)</b> 0.088	15:58:43.144	
35 - D3	32.637	41.323	29.930	173.6	235.2	1:43.890	<b>(3)</b> 0.248	16:00:27.034	

Weather / Track : Cloudy / Dry

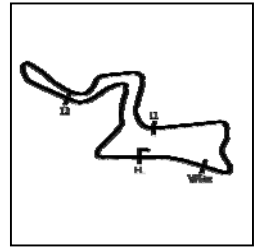
Kyalami Grand Prix Circuit

Circuit Length = 4.522 km

Start: 14:00 Flag 16:00 End: 16:02

# Kyalami 9 Hours

## PAID TEST SESSION 2 - SECTOR ANALYSIS



SECTOR 1 = FL to I1, SECTOR 2 = I1 to I2 SECTOR 3 = I2 to I3, SECTOR 4 = I3 to FL, DIFF = Difference To Personal Best Lap, P = Crossed Finish Line in Pit Lane, D = Time Disallowed

P22 9 Silver Lechner Racing			Porsche 911 GT3 R						
IDEAL LAP TIME : 1:43.548		BEST LAP TIME : 1:43.807		DIFFERENCE : 0.259					
D1: Saul HACK		D2: Lars KERN		D3: Dylan PEREIRA					
LAP	SECTOR 1	SECTOR 2	SECTOR 3	SPEED TRAP	LAP TIME	KPH	DIFF	TIME OF DAY	
1 - D1			IN PIT					14:00:40.664	
2 - D2	OUTLAP	46.800	IN PIT	183.0	3:26.415	P 78.86	1:42.608	14:04:07.079	
3 - D2	OUTLAP	43.314	31.011	171.4	204.9	1:53.420	143.53	14:06:00.499	
4 - D2	33.355	42.182	30.351	172.2	230.7	1:45.888	153.73	14:07:46.387	
5 - D2	33.059	42.048	30.356	172.8	232.2	1:45.463	154.35	14:09:31.850	
6 - D2	32.989	41.925	30.404	170.8	231.7	1:45.318	154.57	14:11:17.168	
7 - D2	33.045	42.092	30.253	171.7	231.2	1:45.390	154.46	14:13:02.558	
8 - D2	33.064	42.012	30.052	171.9	232.7	1:45.128	154.85	14:14:47.686	
9 - D2	33.506	42.060	IN PIT	232.2	3:15.839	P 83.12	1:32.032	14:18:03.525	
10 - D2	OUTLAP	45.167	32.559	168.7	162.6	2:02.397	133.00	14:20:05.922	
11 - D2	33.940	44.322	31.302	171.4	228.3	1:49.564	148.58	14:21:55.486	
12 - D2	32.993	41.745	29.964	171.1	230.7	1:44.702	155.48	14:23:40.188	
13 - D2	32.846	41.786	29.945	172.2	230.7	1:44.577	155.66	14:25:24.765	
14 - D2	32.900	42.124	30.070	172.2	232.2	1:45.094	154.90	14:27:09.859	
15 - D2	33.329	42.577	IN PIT	232.7	5:49.877	P 46.52	4:06.070	14:32:59.736	
16 - D2	OUTLAP	42.399	30.542	170.8	204.5	1:51.209	146.38	14:34:50.945	
17 - D2	33.057	42.063	30.194	172.2	230.2	1:45.314	154.57	14:36:36.259	
18 - D2	32.983	41.644	32.054	79.3	231.2	1:46.681	152.59	14:38:22.940	
19 - D2	1:09.595	7:31.075	IN PIT	79.8	22:10.680	P 12.23	20:26.873	15:00:33.620	
20 - D1	OUTLAP	44.803	31.476	172.8	85.6	2:02.251	133.16	15:02:35.871	
21 - D1	33.441	44.112	30.606	173.0	232.2	1:48.159	150.51	15:04:24.030	
22 - D1	1:07.136	1:21.269	IN PIT	79.9	17:08.099	P 15.83	15:24.292	15:21:32.129	
23 - D1	OUTLAP	47.795	34.514	171.9	134.3	2:10.250	124.98	15:23:42.379	
24 - D1	33.384	44.150	32.217	173.6	230.7	1:49.751	148.32	15:25:32.130	
25 - D1	33.067	42.774	30.514	174.1	233.7	1:46.355	153.06	15:27:18.485	
26 - D1	33.026	42.149	30.086	174.4	233.2	1:45.261	154.65	15:29:03.746	
27 - D1	33.085	43.359	30.359	174.1	235.2	1:46.803	152.42	15:30:50.549	
28 - D1	33.063	42.038	IN PIT	233.7	3:07.006	P 87.05	1:23.199	15:33:57.555	
29 - D1	OUTLAP	49.916	32.608	171.7	168.7	2:06.649	128.53	15:36:04.204	
30 - D1	34.391	44.124	30.305	174.1	229.7	1:48.820	149.59	15:37:53.024	
31 - D1	33.374	42.035	30.336	174.7	231.7	1:45.745	153.94	15:39:38.769	
32 - D1	33.225	41.641	30.098	174.7	232.7	1:44.964	155.09	15:41:23.733	
33 - D1	33.227	42.164	30.026	174.7	233.2	1:45.417	154.42	15:43:09.150	
34 - D1	32.997	41.902	29.965	174.7	233.7	1:44.864	155.24	15:44:54.014	
35 - D1	33.041	44.183	IN PIT	233.2	4:11.737	P 64.66	2:27.930	15:49:05.751	
36 - D3	OUTLAP	45.186	30.608	170.6	183.9	2:02.168	133.25	15:51:07.919	
37 - D3	33.255	42.153	30.293	171.7	229.7	1:45.701	154.01	15:52:53.620	
38 - D3	33.392	41.768	29.991	172.5	230.2	1:45.151	154.81	15:54:38.771	
39 - D3	33.074	41.595	30.005	172.8	231.7	1:44.674	155.52	15:56:23.445	
40 - D3	32.921	41.324	29.845	173.6	232.7	1:44.090	(3) 156.39	15:58:07.535	
41 - D3	32.711	41.404	29.692	174.1	233.7	1:43.807	(1) 156.82	15:59:51.342	
42 - D3	32.658	41.198	29.967	172.2	234.2	1:43.823	(2) 156.79	16:01:35.165	

Weather / Track : Cloudy / Dry

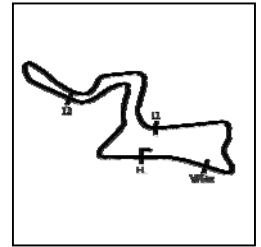
Kyalami Grand Prix Circuit

Circuit Length = 4.522 km

Start: 14:00 Flag 16:00 End: 16:02

# Kyalami 9 Hours

## PAID TEST SESSION 2 - SECTOR ANALYSIS



SECTOR 1 = FL to I1, SECTOR 2 = I1 to I2 SECTOR 3 = I2 to I3, SECTOR 4 = I3 to FL, DIFF = Difference To Personal Best Lap, P = Crossed Finish Line in Pit Lane, D = Time Disallowed

P23 22 Silver		WTM Racing powered by Rinaldi			Ferrari 488 GT3				
IDEAL LAP TIME : 1:43.727		BEST LAP TIME : 1:43.905			DIFFERENCE : 0.178				
D1: Georg WEISS		D2: Jochen KRUMBACH		D3: David PEREL					
LAP	SECTOR 1	SECTOR 2	SECTOR 3	SPEED TRAP	LAP TIME	KPH	DIFF	TIME OF DAY	
1 - D1			IN PIT					14:01:13.414	
2 - D1	OUTLAP	48.338	33.682	167.9	192.8	2:06.736	22.831	14:03:20.150	
3 - D1	35.012	45.077	31.447	170.6	228.3	1:51.536	7.631	14:05:11.686	
4 - D1	33.857	43.482	31.121	169.5	229.7	1:48.460	4.555	14:07:00.146	
5 - D1	34.052	42.863	30.821	171.4	230.2	1:47.736	3.831	14:08:47.882	
6 - D1	33.497	43.797	30.572	171.1	230.7	1:47.866	3.961	14:10:35.748	
7 - D1	33.677	42.794	30.486	170.8	229.7	1:46.957	3.052	14:12:22.705	
8 - D1	33.655	42.474	30.819	170.6	230.7	1:46.948	3.043	14:14:09.653	
9 - D1	33.619	42.794	30.593	169.8	230.7	1:47.006	3.101	14:15:56.659	
10 - D1	33.773	42.441	30.612	170.6	231.7	1:46.826	2.921	14:17:43.485	
11 - D1	33.579	42.307	30.567	169.0	230.2	1:46.453	2.548	14:19:29.938	
12 - D1	33.560	42.204	30.482	170.0	230.2	1:46.246	2.341	14:21:16.184	
13 - D1	33.519	42.242	30.368	170.3	230.7	1:46.129	2.224	14:23:02.313	
14 - D1	33.519	43.181	30.631	170.6	229.7	1:47.331	3.426	14:24:49.644	
15 - D1	34.271	42.630	31.769	170.0	231.2	1:48.670	4.765	14:26:38.314	
16 - D1	33.715	42.626	IN PIT		232.2	4:19.470	62.74	14:30:57.784	
17 - D1	OUTLAP	45.781	31.966	170.8	199.2	1:59.781	15.876	14:32:57.565	
18 - D1	33.775	42.331	30.236	170.3	229.2	1:46.342	2.437	14:34:43.907	
19 - D1	33.268	42.001	30.223	171.4	230.2	1:45.492	1.587	14:36:29.399	
20 - D1	33.241	41.977	30.126	171.1	230.7	1:45.344	1.439	14:38:14.743	
21 - D1	51.114	1:55.326	IN PIT		231.7	22:11.386	12.22	15:00:26.129	
22 - D2	OUTLAP	44.894	31.250	172.2	68.9	2:10.055	26.150	15:02:36.184	
23 - D2	33.634	42.732	30.497	172.2	231.2	1:46.863	2.958	15:04:23.047	
24 - D2	33.052	43.959	30.476	171.9	231.7	1:47.487	3.582	15:06:10.534	
25 - D2	47.027	1:19.185	IN PIT		231.7	15:10.203	17.88	15:21:20.737	
26 - D2	OUTLAP	43.790	31.687	169.8	182.4	1:58.411	14.506	15:23:19.148	
27 - D2	33.500	42.277	30.821	170.8	230.7	1:46.598	2.693	15:25:05.746	
28 - D2	33.118	42.433	30.452	171.7	231.2	1:46.003	2.098	15:26:51.749	
29 - D2	33.117	42.307	30.192	171.9	231.7	1:45.616	1.711	15:28:37.365	
30 - D2	33.267	42.389	30.086	171.4	231.7	1:45.742	1.837	15:30:23.107	
31 - D2	33.071	42.326	30.002	170.8	232.2	1:45.399	1.494	15:32:08.506	
32 - D2	33.224	42.247	29.989	171.9	232.2	1:45.460	1.555	15:33:53.966	
33 - D2	33.197	42.002	30.066	171.1	231.2	1:45.265	1.360	15:35:39.231	
34 - D2	33.123	41.719	30.010	169.8	231.2	1:44.852	0.947	15:37:24.083	
35 - D2	33.732	41.852	30.041	172.2	230.2	1:45.625	1.720	15:39:09.708	
36 - D2	32.994	41.788	30.168	172.2	232.2	1:44.950	1.045	15:40:54.658	
37 - D2	33.230	41.761	IN PIT		232.2	4:13.959	64.10	15:45:08.617	
38 - D3	OUTLAP	42.935	33.076	172.5	204.5	1:55.118	11.213	15:47:03.735	
39 - D3	34.935	44.293	30.992	173.0	204.5	1:50.220	6.315	15:48:53.955	
40 - D3	32.952	41.798	30.332	172.5	232.2	1:45.082	1.177	15:50:39.037	
41 - D3	32.888	41.673	30.046	172.2	231.7	1:44.607	0.702	15:52:23.644	
42 - D3	32.959	42.368	29.851	172.5	232.2	1:45.178	1.273	15:54:08.822	
43 - D3	<b>32.672</b>	41.444	29.976	171.7	231.7	1:44.092	0.187	15:55:52.914	
44 - D3	32.810	41.415	<b>29.803</b>	<b>173.3</b>	232.2	1:44.028	0.123	15:57:36.942	
<b>45 - D3</b>	32.702	<b>41.252</b>	29.951	173.0	233.2	<b>1:43.905</b>	<b>156.67</b>	<b>15:59:20.847</b>	
46 - D3	33.148	42.596	30.270	<b>173.3</b>	<b>233.7</b>	1:46.014	2.109	16:01:06.861	

Weather / Track : Cloudy / Dry

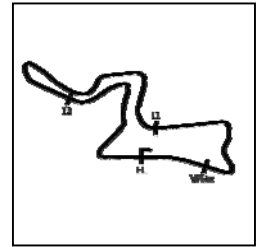
Kyalami Grand Prix Circuit

Circuit Length = 4.522 km

Start: 14:00 Flag 16:00 End: 16:02

# Kyalami 9 Hours

## PAID TEST SESSION 2 - SECTOR ANALYSIS



SECTOR 1 = FL to I1, SECTOR 2 = I1 to I2 SECTOR 3 = I2 to I3, SECTOR 4 = I3 to FL, DIFF = Difference To Personal Best Lap, P = Crossed Finish Line in Pit Lane, D = Time Disallowed

P24 36 Am		Walkenhorst Motorsport		BMW M6 GT3					
IDEAL LAP TIME : 1:44.806		BEST LAP TIME : 1:45.070		DIFFERENCE : 0.264					
D1: Henry WALKENHORST		D2: Michael Von ROOYEN		D3: Gennaro BONAFEDE					
LAP	SECTOR 1	SECTOR 2	SECTOR 3	SPEED TRAP	LAP TIME	KPH	DIFF	TIME OF DAY	
1 - D1			IN PIT					14:00:27.895	
2 - D1	OUTLAP	50.885	37.885	171.9	2:15.810	119.86	30.740	14:02:43.705	
3 - D1	34.641	44.414	32.397	175.3	229.7	1:51.452	6.382	14:04:35.157	
4 - D1	33.547	42.467	31.001	173.6	237.8	1:47.015	1.945	14:06:22.172	
5 - D1	33.574	42.481	31.064	175.3	236.8	1:47.119	2.049	14:08:09.291	
6 - D1	33.616	43.201	30.994	173.0	216.4	1:47.811	2.741	14:09:57.102	
7 - D1	33.099	42.119	30.617	171.9	236.8	1:45.835	0.765	14:11:42.937	
8 - D1	33.935	42.579	30.281	173.9	234.7	1:46.795	1.725	14:13:29.732	
9 - D1	33.849	42.927	IN PIT	235.8	4:31.627	59.93	2:46.557	14:18:01.359	
10 - D3	OUTLAP	43.635	31.737	172.5	187.1	1:55.996	10.926	14:19:57.355	
11 - D3	33.001	42.106	30.260	173.9	235.2	1:45.367	0.297	14:21:42.722	
12 - D3	33.101	42.020	30.549	173.6	236.8	1:45.670	0.600	14:23:28.392	
13 - D3	33.027	41.997	30.354	174.7	235.8	1:45.378	0.308	14:25:13.770	
14 - D3	32.881	41.844	30.345	174.1	237.3	1:45.070	154.93	14:26:58.840	
15 - D3	32.877	41.942	IN PIT	236.3	3:25.660	79.15	1:40.590	14:30:24.500	
16 - D3	OUTLAP	42.076	30.487	173.9	183.6	1:51.323	6.253	14:32:15.823	
17 - D3	33.123	41.733	30.727	173.3	235.2	1:45.583	0.513	14:34:01.406	
18 - D3	32.914	42.045	30.557	174.4	235.8	1:45.516	0.446	14:35:46.922	
19 - D3	32.933	41.669	IN PIT	235.8	24:33.580	11.04	22:48.510	15:00:20.502	
20 - D2	OUTLAP	44.840	33.082	173.0	181.5	2:01.666	16.596	15:02:22.168	
21 - D2	34.030	42.446	30.591	174.1	234.7	1:47.067	1.997	15:04:09.235	
22 - D2	33.313	42.147	30.777	173.0	236.3	1:46.237	1.167	15:05:55.472	
23 - D2	33.175	1:09.208	IN PIT	235.8	15:27.136	17.55	13:42.066	15:21:22.608	
24 - D2	OUTLAP	44.258	31.646	173.6	188.4	2:00.060	14.990	15:23:22.668	
25 - D2	33.126	42.028	31.960	173.0	236.3	1:47.114	2.044	15:25:09.782	
26 - D2	33.139	42.072	30.505	173.6	235.8	1:45.716	0.646	15:26:55.498	
27 - D2	32.983	41.752	31.066	173.6	236.8	1:45.801	0.731	15:28:41.299	
28 - D2	33.030	42.095	30.600	173.6	236.3	1:45.725	0.655	15:30:27.024	
29 - D2	33.011	42.172	30.613	173.6	236.3	1:45.796	0.726	15:32:12.820	
30 - D2	35.961	42.301	30.565	173.6	236.3	1:48.827	3.757	15:34:01.647	
31 - D2	33.181	42.032	IN PIT	235.2	3:12.457	84.58	1:27.387	15:37:14.104	
32 - D1	OUTLAP	47.534	32.847	171.4	191.8	2:04.902	19.832	15:39:19.006	
33 - D1	33.976	45.784	32.049	172.2	234.7	1:51.809	6.739	15:41:10.815	
34 - D1	33.783	43.913	31.259	173.3	235.2	1:48.955	3.885	15:42:59.770	
35 - D1	35.042	45.434	IN PIT	225.0	3:04.271	88.34	1:19.201	15:46:04.041	
36 - D3	OUTLAP	43.262	31.226	173.9	204.9	1:53.580	8.510	15:47:57.621	
37 - D3	33.287	42.667	31.138	173.9	235.2	1:47.092	2.022	15:49:44.713	

Weather / Track : Cloudy / Dry

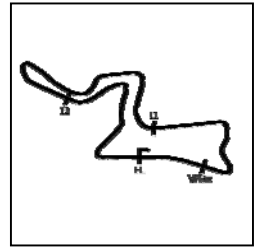
Kyalami Grand Prix Circuit

Circuit Length = 4.522 km

Start: 14:00 Flag 16:00 End: 16:02

# Kyalami 9 Hours

## PAID TEST SESSION 2 - SECTOR ANALYSIS



SECTOR 1 = FL to I1, SECTOR 2 = I1 to I2 SECTOR 3 = I2 to I3, SECTOR 4 = I3 to FL, DIFF = Difference To Personal Best Lap, P = Crossed Finish Line in Pit Lane, D = Time Disallowed

P25 40 Am		SPS Automotive Performance			Mercedes-AMG GT3				
IDEAL LAP TIME : 1:45.122		BEST LAP TIME : 1:45.197			DIFFERENCE : 0.075				
D1: Valentin PIERBURG		D2: Tim Torsten MÜLLER			D3: Miguel RAMOS				
LAP	SECTOR 1	SECTOR 2	SECTOR 3	SPEED TRAP	LAP TIME	KPH	DIFF	TIME OF DAY	
1 - D1			IN PIT					14:01:09.775	
2 - D2	OUTLAP	47.357	33.333	169.2	179.4	2:04.594	130.65	19.397	
3 - D2	34.755	44.836	31.649	171.4	227.3	1:51.240	146.34	6.043	
4 - D2	34.037	43.700	31.200	171.4	231.2	1:48.937	149.43	3.740	
5 - D2	33.553	43.392	30.862	171.9	229.7	1:47.807	151.00	2.610	
6 - D2	33.468	43.164	30.510	<b>173.6</b>	230.2	1:47.142	151.94	1.945	
7 - D2	33.883	42.938	IN PIT		230.2	3:21.214	<b>P</b> 80.90	1:36.017	
8 - D2	OUTLAP	45.593	31.918	170.8	200.0	1:58.301	137.60	13.104	
9 - D2	34.079	42.959	31.093	171.4	228.8	1:48.131	150.55	2.934	
10 - D2	33.375	43.378	30.887	171.4	229.7	1:47.640	151.23	2.443	
11 - D2	33.398	42.768	30.455	170.3	229.7	1:46.621	152.68	1.424	
12 - D2	33.514	42.577	30.467	171.9	229.7	1:46.558	152.77	1.361	
13 - D2	33.884	43.372	30.604	173.0	228.3	1:47.860	150.92	2.663	
14 - D2	33.321	43.024	30.528	171.9	230.7	1:46.873	152.32	1.676	
15 - D2	33.631	42.799	IN PIT		230.7	11:17.242	<b>P</b> 24.03	9:32.045	
16 - D1	OUTLAP	1:29.961	IN PIT		199.2	23:18.211	<b>P</b> 11.64	21:33.014	
17 - D1	OUTLAP	47.163	32.292	166.9	192.1	2:02.032	133.40	16.835	
18 - D1	33.980	44.404	31.615	169.0	226.8	1:49.999	147.99	4.802	
19 - D1	33.784	46.407	IN PIT		227.3	16:24.878	<b>P</b> 16.52	14:39.681	
20 - D1	OUTLAP	46.653	36.533	171.4	184.3	2:06.958	128.22	21.761	
21 - D1	33.959	43.896	32.321	172.5	228.8	1:50.176	147.75	4.979	
22 - D1	33.399	42.510	30.185	171.9	228.8	1:46.094	153.44	0.897	
23 - D1	33.356	42.293	30.297	172.2	231.2	1:45.946	153.65	0.749	
24 - D1	33.126	42.307	30.291	172.5	233.7	1:45.724	153.97	0.527	
25 - D1	<b>32.867</b>	42.254	30.232	172.2	231.7	1:45.353	<b>(3)</b> 154.52	0.156	
26 - D1	32.930	42.167	30.190	171.4	231.7	1:45.287	<b>(2)</b> 154.61	0.090	
27 - D1	33.446	43.108	30.294	173.3	230.2	1:46.848	152.35	1.651	
28 - D1	33.617	44.892	30.937	172.5	226.4	1:49.446	148.74	4.249	
29 - D1	33.211	43.358	IN PIT		229.7	4:35.789	<b>P</b> 59.02	2:50.592	
30 - D3	OUTLAP	47.591	33.145	128.7	179.7	2:08.723	126.46	23.526	
31 - D3	35.898	47.264	36.303	170.8	210.9	1:59.465	136.26	14.268	
32 - D3	33.346	43.966	31.497	170.8	228.3	1:48.809	149.61	3.612	
33 - D3	33.233	43.116	31.275	170.0	229.7	1:47.624	151.25	2.427	
34 - D3	33.214	46.151	32.527	171.9	231.2	1:51.892	145.49	6.695	
35 - D3	33.405	43.600	31.627	172.5	229.7	1:48.632	149.85	3.435	
36 - D3	33.407	42.789	30.373	<b>173.6</b>	229.2	1:46.569	152.75	1.372	
<b>37 - D3</b>	32.942	<b>42.116</b>	<b>30.139</b>	171.7	228.8	<b>1:45.197 (1)</b>	<b>154.74</b>	<b>15:57:19.587</b>	
38 - D3	33.112	42.642	30.420	173.3	231.7	1:46.174	153.32	0.977	
39 - D3	32.874	43.032	30.591	173.0	<b>234.2</b>	1:46.497	152.86	1.300	

Weather / Track : Cloudy / Dry

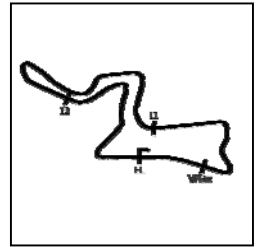
Kyalami Grand Prix Circuit

Circuit Length = 4.522 km

Start: 14:00 Flag 16:00 End: 16:02

# Kyalami 9 Hours

## PAID TEST SESSION 2 - SECTOR ANALYSIS



SECTOR 1 = FL to I1, SECTOR 2 = I1 to I2 SECTOR 3 = I2 to I3, SECTOR 4 = I3 to FL, DIFF = Difference To Personal Best Lap, P = Crossed Finish Line in Pit Lane, D = Time Disallowed

<b>P26 13 Nat</b>		<b>Stradale Motorsport</b>		<b>Lamborghini Huracan GT3 2019</b>					
IDEAL LAP TIME : 1:47.157		BEST LAP TIME : 1:47.509		DIFFERENCE : 0.352					
D1: Charl ARANGIES		D2: Craig JARVIS		D3: Dawie JOUBERT					
LAP	SECTOR 1	SECTOR 2	SECTOR 3	SPEED TRAP	LAP TIME	KPH	DIFF	TIME OF DAY	
1 - D1			IN PIT					14:00:36.675	
2 - D1	OUTLAP		IN PIT	188.4	8:33.314	P	6:45.805	14:09:09.989	
3 - D1	OUTLAP	47.229	33.121	164.8	1:57.002		9.493	14:11:06.991	
4 - D1	33.915	<b>42.743</b>	<b>31.063</b>	169.8	1:47.721	(2)	0.212	14:12:54.712	
5 - D1	<b>33.351</b>	42.800	31.358	<b>170.3</b>	<b>1:47.509</b>	(1)	<b>151.42</b>	<b>14:14:42.221</b>	
6 - D1	33.645	43.089	IN PIT	<b>230.7</b>	3:52.680	P	2:05.171	14:18:34.901	
7 - D2	OUTLAP	49.001	34.696	165.6	2:11.649		24.140	14:20:46.550	
8 - D2	36.128	47.031	34.211	165.8	1:57.370		9.861	14:22:43.920	
9 - D2	35.684	46.629	33.351	167.7	1:55.664		8.155	14:24:39.584	
10 - D2	37.416	46.597	35.764	165.8	1:59.777		12.268	14:26:39.361	
11 - D2	35.758	45.900	33.249	167.7	1:54.907		7.398	14:28:34.268	
12 - D2	35.610	47.426	33.461	166.9	1:56.497		8.988	14:30:30.765	
13 - D2	35.938	45.466	33.162	167.7	1:54.566	(3)	7.057	14:32:25.331	
14 - D2	35.503	45.685	34.067	165.6	1:55.255		7.746	14:34:20.586	
15 - D2	35.804	47.391	33.734	167.7	1:56.929		9.420	14:36:17.515	
16 - D2	35.347	45.787	34.982	166.4	1:56.116		8.607	14:38:13.631	
17 - D2	51.383	1:55.432	IN PIT	229.7	21:59.689	P	20:12.180	15:00:13.320	
18 - D3	OUTLAP	48.317	35.074	167.7	2:08.418		20.909	15:02:21.738	
19 - D3	36.111	47.246	33.634	169.0	1:56.991		9.482	15:04:18.729	

<b>P27 17 Nat</b>		<b>Pablo Clark Racing</b>		<b>Ferrari 458 Italia GT3</b>					
IDEAL LAP TIME : 1:47.771		BEST LAP TIME : 1:48.099		DIFFERENCE : 0.328					
D1: Kishoor PITAMBER		D2: Leonard Charles THOMPS		D3: Michael STEPHEN					
LAP	SECTOR 1	SECTOR 2	SECTOR 3	SPEED TRAP	LAP TIME	KPH	DIFF	TIME OF DAY	
1 - D1	OUTLAP		IN PIT					14:01:51.853	
2 - D3	OUTLAP	57.274	42.721	152.1	2:59.914		1:11.815	14:04:51.767	
3 - D3	40.488	52.328	38.136	161.6	2:10.952		22.853	14:07:02.719	
4 - D3	40.414	55.078	40.395	167.7	2:15.887		27.788	14:09:18.606	
5 - D3	38.447	53.542	37.776	169.8	2:09.765		21.666	14:11:28.371	
6 - D3	36.551	48.846	37.408	161.6	2:02.805		14.706	14:13:31.176	
7 - D3	41.914	58.714	IN PIT	171.9	4:55.901	P	3:07.802	14:18:27.077	
8 - D3	OUTLAP	52.131	36.251	164.3	2:15.009		26.910	14:20:42.086	
9 - D3	37.991	46.926	37.788	159.5	2:02.705		14.606	14:22:44.791	
10 - D3	41.690	58.116	IN PIT	176.4	3:21.673	P	1:33.574	14:26:06.464	
11 - D3	OUTLAP	46.211	33.616	169.8	2:03.404		15.305	14:28:09.868	
12 - D3	35.512	44.945	33.024	167.4	1:53.481		5.382	14:30:03.349	
13 - D3	35.473	44.720	33.124	165.6	1:53.317	(3)	5.218	14:31:56.666	
14 - D3	39.917	53.264	39.166	168.2	2:12.347		24.248	14:34:09.013	
15 - D3	34.801	43.521	31.311	170.8	1:49.633	(2)	1.534	14:35:58.646	
16 - D3	33.915	<b>43.260</b>	<b>30.924</b>	<b>171.7</b>	230.2	<b>1:48.099</b>	(1)	<b>150.59</b>	<b>14:37:46.745</b>
17 - D3	<b>33.587</b>	1:17.672	IN PIT	<b>232.2</b>	25:56.501	P	24:08.402	15:03:43.246	

Weather / Track : Cloudy / Dry

Kyalami Grand Prix Circuit

Circuit Length = 4.522 km

Start: 14:00 Flag 16:00 End: 16:02

# Kyalami 9 Hours

## PAID TEST SESSION 2 - DRIVER STATISTICS

POS	NO	CL	PIC	TEAM / DRIVERS	CAR	LAPS	RACE TIME	%	BEST	ON	KPH
1	62	Pro	1	R-Motorsport (CHE)	Aston Martin Vantage AMR GT3	42	<b>1:59:43.136</b>				
				Ricky COLLARD (GBR)		19	39:27.118	32.95	1:43.523	31	157.25
				Hugo de SADELEER (CHE)		13	25:30.982	21.31	1:44.790	15	155.35
				Marvin KIRCHHOEFER (DEU)		9	16:20.835	13.65	1:42.480	39	158.85
2	18	Pro	2	KCMG (HKG)	Nissan GT-R NISMO GT3	38	<b>2:00:27.797</b>				
				Alexandre IMPERATORI (CHE)		12	25:10.714	20.90	1:42.672	22	158.55
				Edoardo LIBERATI (ITA)		14	58:03.317	48.19	1:42.487	12	158.84
				Oliver JARVIS (GBR)		11	19:37.033	16.28	1:43.235	35	157.69
3	30	Pro	3	Honda Team Motul (ITA)	Honda NSX GT3 2019	38	<b>1:59:33.908</b>				
				Marco BONANOMI (ITA)		8	17:52.693	14.95	1:42.497	23	158.82
				Bertrand BAGUETTE (BEL)		15	47:42.695	39.90	1:42.811	15	158.34
				Dane CAMERON (USA)		14	24:22.906	20.39	1:42.665	38	158.56
4	35	Pro	4	KCMG (HKG)	Nissan GT-R NISMO GT3	35	<b>1:49:49.775</b>				
				Joao Paulo de OLIVEIRA (BRA)		16	31:06.932	28.33	1:42.566	9	158.71
				Katsumasa CHIYO (JPN)		13	35:04.478	31.94	1:43.057	29	157.96
				Joshua BURDON (AUS)		5	10:40.291	9.72	1:44.093	32	156.39
5	10	Pro	5	Mercedes-AMG Team SPS Automotive F	Mercedes-AMG GT3	39	<b>2:00:59.970</b>				
				Yelmer BUURMAN (NDL)		16	50:04.391	41.38	1:43.317	15	157.56
				Luca STOLZ (DEU)		11	22:37.453	18.70	1:42.632	26	158.61
				Maximilian GOETZ (DEU)		11	19:08.305	15.82	1:43.218	32	157.71
6	107	Pro	6	Bentley Team M-Sport (GBR)	Bentley Continental GT3	37	<b>2:00:59.385</b>				
				Jules GOUNON (FRA)		16	32:37.809	26.97	1:42.833	28	158.30
				Maxime SOULET (BEL)		12	23:02.841	19.05	1:43.393	12	157.44
				Jordan PEPPER (ZAF)		8	14:21.094	11.86	1:43.011	37	158.03
7	999	Pro	7	Mercedes-AMG Team GruppeM Racing	Mercedes-AMG GT3	17	<b>35:09.618</b>				
				Maxi BUHK (DEU)		7	13:43.109	39.02	1:43.903	7	156.67
				Maro ENGEL (DEU)		9	15:42.560	44.68	1:42.905	12	158.19
				Raffaele MARCIELLO (ITA)		0	0.000	0.00		0	
8	76	Pro	8	R-Motorsport (CHE)	Aston Martin Vantage AMR GT3	40	<b>2:00:05.244</b>				
				Maxime MARTIN (BEL)		14	27:57.918	23.29	1:42.921	9	158.17
				Enaam AHMED (GBR)		19	37:53.234	31.55	1:44.006	15	156.52
				Jake DENNIS (GBR)		6	11:41.104	9.73	1:44.071	35	156.42
9	911	Pro	9	KUS Team 75 Bernhard (DEU)	Porsche 911 GT3 R	32	<b>1:45:14.346</b>				
				Romain DUMAS (FRA)		28	52:42.715	50.09	1:42.924	26	158.16
				Dirk WERNER (DEU)		3	7:00.224	6.66	1:43.976	31	156.56
				Sven MUELLER (DEU)		0	0.000	0.00		0	
10	44	Pro	10	Mercedes-AMG Team Strakka Racing (C	Mercedes-AMG GT3	40	<b>1:59:18.696</b>				
				Gary PAFFETT (GBR)		11	19:11.185	16.08	1:43.319	38	157.56
				Lewis WILLIAMSON (GBR)		14	28:01.828	23.49	1:43.152	13	157.81
				Tristan VAUTIER (FRA)		14	28:55.216	24.24	1:42.969	26	158.09
11	12	Pro	11	Dinamic Motorsport (ITA)	Porsche 911 GT3 R	34	<b>1:59:17.968</b>				
				Laurens VANTHOOR (BEL)		13	28:53.323	24.22	1:43.328	22	157.54
				Earl BAMBER (NZL)		7	12:15.350	10.27	1:42.983	31	158.07
				Matt CAMPBELL (AUS)		13	43:33.553	36.51	1:43.255	6	157.66
12	108	Pro	12	Bentley Team M-Sport (GBR)	Bentley Continental GT3	41	<b>1:59:58.308</b>				
				Rodrigo BAPTISTA (BRA)		12	23:27.689	19.56	1:43.500	8	157.28
				Andy SOUCEK (ESP)		16	29:10.453	24.32	1:42.990	28	158.06
				Steven KANE (GBR)		12	21:23.962	17.84	1:43.252	40	157.66
13	31	Pro	13	Frikadelli Racing Team (DEU)	Porsche 911 GT3 R	38	<b>2:01:09.966</b>				
				Mathieu JAMINET (FRA)		9	37:59.503	31.36	1:43.070	15	157.94
				Dennis OLSEN (NOR)		12	25:06.069	20.72	1:43.589	4	157.15
				Nick TANDY (GBR)		16	27:52.931	23.01	1:43.197	36	157.74
14	20	Pro	14	GPX Racing (UAE)	Porsche 911 GT3 R	30	<b>1:36:43.587</b>				
				Michael CHRISTENSEN (DNK)		4	8:37.563	8.92	1:43.493	30	157.29
				Kevin ESTRE (FRA)		0	0.000	0.00		0	
				Richard LIETZ (AUT)		25	49:10.412	50.84	1:43.146	25	157.82

Kyalami Grand Prix Circuit

Circuit Length = 4.522 km

Start: 14:00 Flag 16:00 End: 16:02

Weather / Track : Cloudy / Dry

# Kyalami 9 Hours

## PAID TEST SESSION 2 - DRIVER STATISTICS

POS	NO	CL	PIC	TEAM / DRIVERS	CAR	LAPS	RACE TIME	%	BEST	ON	KPH
15	25	Pro	15	Audi Sport Team WRT (BEL) Dries VANTHOOR (BEL) Kelvin VAN DER LINDE (ZAF) Frederic VERVISCH (BEL)	Audi R8 LMS GT3 2019	40	<b>1:58:02.118</b>				
						16	29:45.742	25.21	1:43.432	27	157.39
						11	19:13.844	16.29	1:43.239	40	157.68
						12	23:08.799	19.61	1:43.841	4	156.77
16	42	Pro	16	BMW Team Schnitzer (DEU) Martin TOMCZYK (DEU) Sheldon VAN DER LINDE (ZAF) Augusto FARFUS (BRA)	BMW M6 GT3	42	<b>2:00:31.335</b>				
						10	19:02.558	15.80	1:44.063	27	156.43
						9	16:01.582	13.30	1:43.266	42	157.64
						22	52:30.313	43.56	1:43.613	12	157.11
17	34	Pro	17	Walkenhorst Motorsport (DEU) Christian KROGNES (NOR) Mikkel JENSEN (DNK) Nicky CATSBURG (NDL)	BMW M6 GT3	29	<b>1:44:03.915</b>				
						22	41:16.476	39.66	1:43.740	21	156.92
						6	12:15.422	11.78	1:43.315	27	157.56
						0	0.000	0.00		0	
18	6	Silver	1	Black Falcon (DEU) Hubert HAUPT (DEU) Patrick ASSENHEIMER (DEU) Sergei AFANASIEV (RUS)	Mercedes-AMG GT3	34	<b>1:45:09.804</b>				
						15	28:52.222	27.45	1:43.574	13	157.17
						18	37:40.665	35.83	1:43.400	30	157.43
						0	0.000	0.00		0	
19	43	ProAm	1	Strakka Racing (GBR) Christina NIELSEN (DNK) Adrian Henry D'SLIVA (MYS) Dominik BAUMANN (AUT)	Mercedes-AMG GT3	31	<b>1:41:24.345</b>				
						13	26:02.631	25.68	1:45.063	29	154.94
						8	37:42.266	37.18	1:49.322	15	148.91
						9	21:42.598	21.41	1:43.506	9	157.27
20	29	Pro	18	Audi Sport Team Land (DEU) Markus WINKELHOCK (DEU) Christopher MIES (DEU) Christopher HAASE (DEU)	Audi R8 LMS GT3 2019	37	<b>1:59:48.559</b>				
						12	25:50.373	21.57	1:44.348	26	156.00
						9	15:52.431	13.25	1:43.530	37	157.24
						15	29:27.995	24.59	1:43.869	15	156.72
21	188	ProAm	2	Garage 59 (GBR) Alex WEST (SWE) Chris GOODWIN (GBR) Côme LEDOGAR (FRA)	Aston Martin Vantage AMR GT3	35	<b>1:59:56.021</b>				
						8	18:25.015	15.36	1:45.876	28	153.75
						9	18:20.376	15.29	1:45.023	20	155.00
						17	53:27.680	44.58	1:43.642	32	157.07
22	9	Silver	2	Lechner Racing (AUT) Saul HACK (ZAF) Lars KERN (DEU) Dylan PEREIRA (LUX)	Porsche 911 GT3 R	42	<b>2:00:54.501</b>				
						16	35:00.785	28.96	1:44.864	34	155.24
						18	52:33.790	43.47	1:44.577	13	155.66
						7	12:27.728	10.31	1:43.807	41	156.82
23	22	Silver	3	WTM Racing powered by Rinaldi (DEU) Georg WEISS (DEU) Jochen KRUMBACH (DEU) David PEREL (ZAF)	Ferrari 488 GT3	46	<b>1:59:53.447</b>				
						20	56:32.454	47.16	1:45.344	20	154.53
						16	32:19.783	26.97	1:44.852	34	155.25
						9	15:56.644	13.30	1:43.905	45	156.67
24	36	Am	1	Walkenhorst Motorsport (DEU) Henry WALKENHORST (DEU) Michael Von ROOYEN (ZAF) Gennaro BONAFEDE (ZAF)	BMW M6 GT3	37	<b>1:49:16.818</b>				
						12	26:24.935	24.17	1:45.835	7	153.81
						12	23:50.357	21.81	1:45.716	26	153.98
						12	45:45.491	41.87	1:45.070	14	154.93
25	40	Am	2	SPS Automotive Performance (DEU) Valentin PIERBURG (DEU) Tim Torsten MÜLLER (DEU) Miguel RAMOS (PRT)	Mercedes-AMG GT3	39	<b>1:59:42.483</b>				
						14	29:38.721	24.76	1:45.287	26	154.61
						14	34:58.088	29.21	1:46.558	12	152.77
						10	18:28.005	15.43	1:45.197	37	154.74
26	13	Nat	1	Stradale Motorsport (ZAF) Charl ARANGIES (ZAF) Craig JARVIS (ZAF) Dawie JOUBERT (ZAF)	Lamborghini Huracan GT3 2019	19	<b>1:03:42.054</b>				
						5	11:22.782	17.86	1:47.509	5	151.42
						11	41:38.424	65.37	1:54.566	13	142.09
						2	4:03.799	6.38	1:56.991	19	139.14
27	17	Nat	2	Pablo Clark Racing (ZAF) Kishoor PITAMBER (ZAF) Leonard Charles THOMPSON (ZAF) Michael STEPHEN (ZAF)	Ferrari 458 Italia GT3	17	<b>1:01:51.393</b>				
						0	2:34.776	4.17		0	
						0	0.000	0.00		0	
						16	57:51.623	93.54	1:48.099	16	150.59

Kyalami Grand Prix Circuit

Circuit Length = 4.522 km

Start: 14:00 Flag 16:00 End: 16:02

Weather / Track : Cloudy / Dry



# Kyalami 9 Hours

## PAID TEST SESSION 2 - PIT STOP ANALYSIS

<b>P1</b>	<b>62 Pro</b>	<b>R-Motorsport</b>	<b>Aston Martin Vantage AMR GT3</b>
D1: Ricky COLLARD		Total Stint: 19 Laps - 39:27.118 (32.95%)	Best Lap: 1:43.523 On Lap 31 @ 157.25 kph
D2: Hugo de SADELEER		Total Stint: 13 Laps - 25:30.982 (21.31%)	Best Lap: 1:44.790 On Lap 15 @ 155.35 kph
D3: Marvin KIRCHHOEFER		Total Stint: 9 Laps - 16:20.835 (13.65%)	Best Lap: 1:42.480 On Lap 39 @ 158.85 kph

STOP	IN TIME	DRIVER IN	STINT TIME	STOP TIME	TOTAL STOP TIME	OUT TIME	DRIVER OUT
1 -	14:04:29.372	Ricky COLLARD	3:39.768	2:52.813	2:52.813	14:07:22.185	Hugo de SADELEER
2 -	14:21:31.052	Hugo de SADELEER	14:08.867	5:12.80	3:44.093	14:22:22.332	Hugo de SADELEER
3 -	14:31:09.695	Hugo de SADELEER	8:47.363	2:34.752	6:18.845	14:33:44.447	Ricky COLLARD
4 -	14:39:56.137	Ricky COLLARD	6:11.690	22:04.352	28:23.197	15:02:00.489	Ricky COLLARD
5 -	15:08:06.080	Ricky COLLARD	6:05.591	13:23.369	41:46.566	15:21:29.449	Ricky COLLARD
6 -	15:30:23.004	Ricky COLLARD	8:53.555	1:03.993	42:50.559	15:31:26.997	Ricky COLLARD
7 -	15:41:58.549	Ricky COLLARD	10:31.552	1:12.149	44:02.708	15:43:10.698	Marvin KIRCHHOEFER
8 -	15:48:23.814	Marvin KIRCHHOEFER	5:13.116	1:01.207	45:03.915	15:49:25.021	Marvin KIRCHHOEFER
-	Finish	Marvin KIRCHHOEFER	11:07.719				

<b>P2</b>	<b>18 Pro</b>	<b>KCMG</b>	<b>Nissan GT-R NISMO GT3</b>
D1: Alexandre IMPERATORI		Total Stint: 12 Laps - 25:10.714 (20.9%)	Best Lap: 1:42.672 On Lap 22 @ 158.55 kph
D2: Edoardo LIBERATI		Total Stint: 14 Laps - 58:03.317 (48.19%)	Best Lap: 1:42.487 On Lap 12 @ 158.84 kph
D3: Oliver JARVIS		Total Stint: 11 Laps - 19:37.033 (16.28%)	Best Lap: 1:43.235 On Lap 35 @ 157.69 kph

STOP	IN TIME	DRIVER IN	STINT TIME	STOP TIME	TOTAL STOP TIME	OUT TIME	DRIVER OUT
1 -	14:14:53.167	Edoardo LIBERATI	14:30.679	1:47.528	1:47.528	14:16:40.695	Edoardo LIBERATI
2 -	14:27:33.393	Edoardo LIBERATI	10:52.698	32:39.940	34:27.468	15:00:13.333	Alexandre IMPERATORI
3 -	15:08:02.569	Alexandre IMPERATORI	7:49.236	13:11.875	47:39.343	15:21:14.444	Alexandre IMPERATORI
4 -	15:35:28.549	Alexandre IMPERATORI	14:14.105	3:07.373	50:46.716	15:38:35.922	Oliver JARVIS
5 -	15:45:39.760	Oliver JARVIS	7:03.838	2:37.330	53:24.046	15:48:17.090	Oliver JARVIS
-	Finish	Oliver JARVIS	12:33.195				

<b>P3</b>	<b>30 Pro</b>	<b>Honda Team Motul</b>	<b>Honda NSX GT3 2019</b>
D1: Marco BONANOMI		Total Stint: 8 Laps - 17:52.693 (14.95%)	Best Lap: 1:42.497 On Lap 23 @ 158.82 kph
D2: Bertrand BAGUETTE		Total Stint: 15 Laps - 47:42.695 (39.9%)	Best Lap: 1:42.811 On Lap 15 @ 158.34 kph
D3: Dane CAMERON		Total Stint: 14 Laps - 24:22.906 (20.39%)	Best Lap: 1:42.665 On Lap 38 @ 158.56 kph

STOP	IN TIME	DRIVER IN	STINT TIME	STOP TIME	TOTAL STOP TIME	OUT TIME	DRIVER OUT
1 -	14:12:05.907	Bertrand BAGUETTE	10:27.574	5:50.039	5:50.039	14:17:55.946	Bertrand BAGUETTE
2 -	14:26:29.294	Bertrand BAGUETTE	8:33.348	5:21.284	11:11.323	14:31:50.578	Bertrand BAGUETTE
3 -	14:39:53.013	Bertrand BAGUETTE	8:02.435	20:39.338	31:50.661	15:00:32.351	Marco BONANOMI
4 -	15:08:57.949	Marco BONANOMI	8:25.598	13:35.924	45:26.585	15:22:33.873	Marco BONANOMI
5 -	15:29:29.363	Marco BONANOMI	6:55.490	2:31.605	47:58.190	15:32:00.968	Dane CAMERON
6 -	15:44:04.253	Dane CAMERON	12:03.285	1:12.586	49:10.776	15:45:16.839	Dane CAMERON
7 -	15:52:23.313	Dane CAMERON	7:06.474	3:35.781	52:46.557	15:55:59.094	Dane CAMERON
-	Finish	Dane CAMERON	5:13.147				

<b>P4</b>	<b>35 Pro</b>	<b>KCMG</b>	<b>Nissan GT-R NISMO GT3</b>
D1: Joao Paulo de OLIVEIRA		Total Stint: 16 Laps - 31:06.932 (28.33%)	Best Lap: 1:42.566 On Lap 9 @ 158.71 kph
D2: Katsumasa CHIYO		Total Stint: 13 Laps - 35:04.478 (31.94%)	Best Lap: 1:43.057 On Lap 29 @ 157.96 kph
D3: Joshua BURDON		Total Stint: 5 Laps - 10:40.291 (9.72%)	Best Lap: 1:44.093 On Lap 32 @ 156.39 kph

STOP	IN TIME	DRIVER IN	STINT TIME	STOP TIME	TOTAL STOP TIME	OUT TIME	DRIVER OUT
1 -	14:09:16.220	Joao Paulo de OLIVEIRA	8:55.322	2:20.015	2:20.015	14:11:36.235	Joao Paulo de OLIVEIRA
2 -	14:23:54.157	Joao Paulo de OLIVEIRA	12:17.922	4:30.603	6:50.618	14:28:24.760	Joao Paulo de OLIVEIRA
3 -	14:35:25.443	Joao Paulo de OLIVEIRA	7:00.683	2:53.005	9:43.623	14:38:18.448	Katsumasa CHIYO
4 -	14:47:42.474	Katsumasa CHIYO	9:24.026	12:28.943	22:12.566	15:00:11.417	Katsumasa CHIYO
5 -	15:07:52.317	Katsumasa CHIYO	7:40.900	13:20.964	35:33.530	15:21:13.281	Katsumasa CHIYO
6 -	15:35:25.095	Katsumasa CHIYO	14:11.814	3:47.738	39:21.268	15:39:12.833	Joshua BURDON
7 -	15:44:29.766	Joshua BURDON	5:16.933	1:57.809	41:19.077	15:46:27.575	Joshua BURDON
8 -	15:51:50.933	Joshua BURDON					

<b>P5</b>	<b>10 Pro</b>	<b>Mercedes-AMG Team SPS Automotive F</b>	<b>Mercedes-AMG GT3</b>
D1: Yelmer BUURMAN		Total Stint: 16 Laps - 50:04.391 (41.38%)	Best Lap: 1:43.317 On Lap 15 @ 157.56 kph
D2: Luca STOLZ		Total Stint: 11 Laps - 22:37.453 (18.7%)	Best Lap: 1:42.632 On Lap 26 @ 158.61 kph
D3: Maximilian GOETZ		Total Stint: 11 Laps - 19:08.305 (15.82%)	Best Lap: 1:43.218 On Lap 32 @ 157.71 kph

STOP	IN TIME	DRIVER IN	STINT TIME	STOP TIME	TOTAL STOP TIME	OUT TIME	DRIVER OUT
1 -	14:17:41.241	Yelmer BUURMAN	17:09.278	9:53.053	9:53.053	14:27:34.294	Yelmer BUURMAN
2 -	14:47:46.649	Yelmer BUURMAN	20:12.355	12:42.758	22:35.811	15:00:29.407	Luca STOLZ
3 -	15:08:56.558	Luca STOLZ	8:27.151	12:31.981	35:07.792	15:21:28.539	Luca STOLZ

Weather / Track : Cloudy / Dry

Kyalami Grand Prix Circuit

Circuit Length = 4.522 km

Start: 14:00 Flag 16:00 End: 16:02

# Kyalami 9 Hours

## PAID TEST SESSION 2 - PIT STOP ANALYSIS

4 -	15:33:54.874	Luca STOLZ	12:26.335	1:43.967	36:51.759	15:35:38.841	Maximilian GOETZ
5 -	15:46:03.418	Maximilian GOETZ	10:24.577	4:17.191	41:08.950	15:50:20.609	Maximilian GOETZ
6 -	15:55:32.218	Maximilian GOETZ	5:11.609	2:27.596	43:36.546	15:57:59.814	Maximilian GOETZ
-	Finish	Maximilian GOETZ	3:32.119				

<b>P6 107 Pro</b>	<b>Bentley Team M-Sport</b>	<b>Bentley Continental GT3</b>
D1: Jules GOUNON	Total Stint: 16 Laps - 32:37.809 (26.97%)	Best Lap: 1:42.833 On Lap 28 @ 158.30 kph
D2: Maxime SOULET	Total Stint: 12 Laps - 23:02.841 (19.05%)	Best Lap: 1:43.393 On Lap 12 @ 157.44 kph
D3: Jordan PEPPER	Total Stint: 8 Laps - 14:21.094 (11.86%)	Best Lap: 1:43.011 On Lap 37 @ 158.03 kph

STOP	IN TIME	DRIVER IN	STINT TIME	STOP TIME	TOTAL STOP TIME	OUT TIME	DRIVER OUT
1 -	14:11:14.047	Maxime SOULET	10:44.245	1:13.258	1:13.258	14:12:27.305	Maxime SOULET
2 -	14:22:59.181	Maxime SOULET	10:31.876	1:46.720	2:59.978	14:24:45.901	Jules GOUNON
3 -	14:33:32.378	Jules GOUNON	8:46.477	26:52.886	29:52.864	15:00:25.264	Jules GOUNON
4 -	15:08:25.525	Jules GOUNON	8:00.261	13:06.075	42:58.939	15:21:31.600	Jules GOUNON
5 -	15:34:23.844	Jules GOUNON	12:52.244	2:58.827	45:57.766	15:37:22.671	Jordan PEPPER
6 -	15:46:19.925	Jordan PEPPER	8:57.254	9:45.422	55:43.188	15:56:05.347	Jordan PEPPER
-	Finish	Jordan PEPPER	5:23.840				

<b>P7 999 Pro</b>	<b>Mercedes-AMG Team GruppeM Racing</b>	<b>Mercedes-AMG GT3</b>
D1: Maxi BUHK	Total Stint: 7 Laps - 13:43.109 (39.02%)	Best Lap: 1:43.903 On Lap 7 @ 156.67 kph
D2: Maro ENGEL	Total Stint: 9 Laps - 15:42.560 (44.68%)	Best Lap: 1:42.905 On Lap 12 @ 158.19 kph
D3: Raffaele MARCIELLO	Total Stint: 0 Laps	

STOP	IN TIME	DRIVER IN	STINT TIME	STOP TIME	TOTAL STOP TIME	OUT TIME	DRIVER OUT
1 -	14:14:31.404	Maxi BUHK	12:26.913	1:16.196	1:16.196	14:15:47.600	Maro ENGEL
2 -	14:17:30.438	Maro ENGEL	1:42.838	1:00.365	2:16.561	14:18:30.803	Maro ENGEL
3 -	14:28:51.673	Maro ENGEL	10:20.870	4:43.584	7:00.145	14:33:35.257	Maro ENGEL
-	Finish	Maro ENGEL	3:38.852				

<b>P8 76 Pro</b>	<b>R-Motorsport</b>	<b>Aston Martin Vantage AMR GT3</b>
D1: Maxime MARTIN	Total Stint: 14 Laps - 27:57.918 (23.29%)	Best Lap: 1:42.921 On Lap 9 @ 158.17 kph
D2: Enaam AHMED	Total Stint: 19 Laps - 37:53.234 (31.55%)	Best Lap: 1:44.006 On Lap 15 @ 156.52 kph
D3: Jake DENNIS	Total Stint: 6 Laps - 11:41.104 (9.73%)	Best Lap: 1:44.071 On Lap 35 @ 156.42 kph

STOP	IN TIME	DRIVER IN	STINT TIME	STOP TIME	TOTAL STOP TIME	OUT TIME	DRIVER OUT
1 -	14:11:29.405	Maxime MARTIN	10:43.381	4:11.214	4:11.214	14:15:40.619	Maxime MARTIN
2 -	14:22:37.241	Maxime MARTIN	6:56.622	3:15.438	7:26.652	14:25:52.679	Enaam AHMED
3 -	14:36:48.280	Enaam AHMED	10:55.601	50.662	8:17.314	14:37:38.942	Enaam AHMED
4 -	14:40:44.668	Enaam AHMED	3:05.726	21:51.766	30:09.080	15:02:36.434	Enaam AHMED
5 -	15:06:24.264	Enaam AHMED	3:47.830	15:39.346	45:48.426	15:22:03.610	Enaam AHMED
6 -	15:39:48.236	Enaam AHMED	17:44.626	2:19.451	48:07.877	15:42:07.687	Jake DENNIS
7 -	15:52:45.281	Jake DENNIS	10:37.594	1:03.510	49:11.387	15:53:48.791	Maxime MARTIN
-	Finish	Maxime MARTIN	7:02.477				

<b>P9 911 Pro</b>	<b>KUS Team 75 Bernhard</b>	<b>Porsche 911 GT3 R</b>
D1: Romain DUMAS	Total Stint: 28 Laps - 52:42.715 (50.09%)	Best Lap: 1:42.924 On Lap 26 @ 158.16 kph
D2: Dirk WERNER	Total Stint: 3 Laps - 7:00.224 (6.66%)	Best Lap: 1:43.976 On Lap 31 @ 156.56 kph
D3: Sven MUELLER	Total Stint: 0 Laps	

STOP	IN TIME	DRIVER IN	STINT TIME	STOP TIME	TOTAL STOP TIME	OUT TIME	DRIVER OUT
1 -	14:16:24.308	Romain DUMAS	16:07.200	5:10.324	5:10.324	14:21:34.632	Romain DUMAS
2 -	14:33:46.989	Romain DUMAS	12:12.357	27:29.237	32:39.561	15:01:16.226	Romain DUMAS
3 -	15:06:34.387	Romain DUMAS	5:18.161	14:34.486	47:14.047	15:21:08.873	Romain DUMAS
4 -	15:36:55.280	Romain DUMAS	15:46.407	3:18.590	50:32.637	15:40:13.870	Dirk WERNER
5 -	15:47:14.094	Dirk WERNER					

<b>P10 44 Pro</b>	<b>Mercedes-AMG Team Strakka Racing</b>	<b>Mercedes-AMG GT3</b>
D1: Gary PAFFETT	Total Stint: 11 Laps - 19:11.185 (16.08%)	Best Lap: 1:43.319 On Lap 38 @ 157.56 kph
D2: Lewis WILLIAMSON	Total Stint: 14 Laps - 28:01.828 (23.49%)	Best Lap: 1:43.152 On Lap 13 @ 157.81 kph
D3: Tristan VAUTIER	Total Stint: 14 Laps - 28:55.216 (24.24%)	Best Lap: 1:42.969 On Lap 26 @ 158.09 kph

STOP	IN TIME	DRIVER IN	STINT TIME	STOP TIME	TOTAL STOP TIME	OUT TIME	DRIVER OUT
1 -	14:25:25.855	Lewis WILLIAMSON	24:25.363	3:36.465	3:36.465	14:29:02.320	Tristan VAUTIER
2 -	14:40:56.731	Tristan VAUTIER	11:54.411	24:21.137	27:57.602	15:05:17.868	Tristan VAUTIER
3 -	15:07:31.234	Tristan VAUTIER	2:13.366	14:57.596	42:55.198	15:22:28.830	Tristan VAUTIER
4 -	15:34:32.665	Tristan VAUTIER	12:03.835	2:43.604	45:38.802	15:37:16.269	Gary PAFFETT

# Kyalami 9 Hours

## PAID TEST SESSION 2 - PIT STOP ANALYSIS

5- 15:45:57.917 Gary PAFFETT 8:41.648 3:51.734 49:30.536 15:49:49.651 Gary PAFFETT  
 - Finish Gary PAFFETT 10:29.537

<b>P11 12 Pro</b>		<b>Dinamic Motorsport</b>		<b>Porsche 911 GT3 R</b>			
D1: Laurens VANTHOOR		Total Stint: 13 Laps - 28:53.323 (24.22%)		Best Lap: 1:43.328 On Lap 22 @ 157.54 kph			
D2: Earl BAMBER		Total Stint: 7 Laps - 12:15.350 (10.27%)		Best Lap: 1:42.983 On Lap 31 @ 158.07 kph			
D3: Matt CAMPBELL		Total Stint: 13 Laps - 43:33.553 (36.51%)		Best Lap: 1:43.255 On Lap 6 @ 157.66 kph			
STOP	IN TIME	DRIVER IN	STINT TIME	STOP TIME	TOTAL STOP TIME	OUT TIME	DRIVER OUT
1 -	14:15:20.968	Matt CAMPBELL	14:04.689	5:48.512	5:48.512	14:21:09.480	Matt CAMPBELL
2 -	14:23:03.644	Matt CAMPBELL	1:54.164	9:30.680	15:19.192	14:32:34.324	Matt CAMPBELL
3 -	14:40:45.415	Matt CAMPBELL	8:11.091	19:23.609	34:42.801	15:00:09.024	Laurens VANTHOOR
4 -	15:08:00.990	Laurens VANTHOOR	7:51.966	13:08.825	47:51.626	15:21:09.815	Laurens VANTHOOR
5 -	15:29:45.232	Laurens VANTHOOR	8:35.417	6:07.725	53:59.351	15:35:52.957	Laurens VANTHOOR
6 -	15:42:45.505	Laurens VANTHOOR	6:52.548	5:33.392	59:32.743	15:48:18.897	Earl BAMBER
-	Finish	Earl BAMBER	12:15.350				

<b>P12 108 Pro</b>		<b>Bentley Team M-Sport</b>		<b>Bentley Continental GT3</b>			
D1: Rodrigo BAPTISTA		Total Stint: 12 Laps - 23:27.689 (19.56%)		Best Lap: 1:43.500 On Lap 8 @ 157.28 kph			
D2: Andy SOUCEK		Total Stint: 16 Laps - 29:10.453 (24.32%)		Best Lap: 1:42.990 On Lap 28 @ 158.06 kph			
D3: Steven KANE		Total Stint: 12 Laps - 21:23.962 (17.84%)		Best Lap: 1:43.252 On Lap 40 @ 157.66 kph			
STOP	IN TIME	DRIVER IN	STINT TIME	STOP TIME	TOTAL STOP TIME	OUT TIME	DRIVER OUT
1 -	14:21:45.811	Rodrigo BAPTISTA	21:22.123	2:05.566	2:05.566	14:23:51.377	Andy SOUCEK
2 -	14:36:08.854	Andy SOUCEK	12:17.477	25:14.450	27:20.016	15:01:23.304	Andy SOUCEK
3 -	15:06:44.381	Andy SOUCEK	5:21.077	16:14.590	43:34.606	15:22:58.971	Andy SOUCEK
4 -	15:33:19.065	Andy SOUCEK	10:20.094	1:11.805	44:46.411	15:34:30.870	Steven KANE
5 -	15:41:34.362	Steven KANE	7:03.492	2:24.605	47:11.016	15:43:58.967	Steven KANE
6 -	15:47:38.217	Steven KANE	3:39.250	2:02.559	49:13.575	15:49:40.776	Steven KANE
-	Finish	Steven KANE	10:41.220				

<b>P13 31 Pro</b>		<b>Frikadelli Racing Team</b>		<b>Porsche 911 GT3 R</b>			
D1: Mathieu JAMINET		Total Stint: 9 Laps - 37:59.503 (31.36%)		Best Lap: 1:43.070 On Lap 15 @ 157.94 kph			
D2: Dennis OLSEN		Total Stint: 12 Laps - 25:06.069 (20.72%)		Best Lap: 1:43.589 On Lap 4 @ 157.15 kph			
D3: Nick TANDY		Total Stint: 16 Laps - 27:52.931 (23.01%)		Best Lap: 1:43.197 On Lap 36 @ 157.74 kph			
STOP	IN TIME	DRIVER IN	STINT TIME	STOP TIME	TOTAL STOP TIME	OUT TIME	DRIVER OUT
1 -	14:12:33.082	Dennis OLSEN	12:14.867	4:22.727	4:22.727	14:16:55.809	Dennis OLSEN
2 -	14:25:35.331	Dennis OLSEN	8:39.522	4:11.680	8:34.407	14:29:47.011	Mathieu JAMINET
3 -	14:38:31.083	Mathieu JAMINET	8:44.072	21:38.773	30:13.180	15:00:09.856	Mathieu JAMINET
4 -	15:07:36.598	Mathieu JAMINET	7:26.742	21:48.689	52:01.869	15:29:25.287	Nick TANDY
5 -	15:41:32.946	Nick TANDY	12:07.659	4:09.963	56:11.832	15:45:42.909	Nick TANDY
-	Finish	Nick TANDY	15:45.272				

<b>P14 20 Pro</b>		<b>GPX Racing</b>		<b>Porsche 911 GT3 R</b>			
D1: Michael CHRISTENSEN		Total Stint: 4 Laps - 8:37.563 (8.92%)		Best Lap: 1:43.493 On Lap 30 @ 157.29 kph			
D2: Kevin ESTRE		Total Stint: 0 Laps					
D3: Richard LIETZ		Total Stint: 25 Laps - 49:10.412 (50.84%)		Best Lap: 1:43.146 On Lap 25 @ 157.82 kph			
STOP	IN TIME	DRIVER IN	STINT TIME	STOP TIME	TOTAL STOP TIME	OUT TIME	DRIVER OUT
1 -	14:19:18.352	Richard LIETZ	19:02.001	8:04.983	8:04.983	14:27:23.335	Richard LIETZ
2 -	14:41:04.599	Richard LIETZ	13:41.264	19:02.965	27:07.948	15:00:07.564	Richard LIETZ
3 -	15:07:47.418	Richard LIETZ	7:39.854	13:24.461	40:32.409	15:21:11.879	Richard LIETZ
4 -	15:28:10.279	Richard LIETZ	6:58.400	1:48.893	42:21.302	15:29:59.172	Michael CHRISTENSEN
5 -	15:38:36.735	Michael CHRISTENSEN					

<b>P15 25 Pro</b>		<b>Audi Sport Team WRT</b>		<b>Audi R8 LMS GT3 2019</b>			
D1: Dries VANTHOOR		Total Stint: 16 Laps - 29:45.742 (25.21%)		Best Lap: 1:43.432 On Lap 27 @ 157.39 kph			
D2: Kelvin VAN DER LINDE		Total Stint: 11 Laps - 19:13.844 (16.29%)		Best Lap: 1:43.239 On Lap 40 @ 157.68 kph			
D3: Frederic VERVISCH		Total Stint: 12 Laps - 23:08.799 (19.61%)		Best Lap: 1:43.841 On Lap 4 @ 156.77 kph			
STOP	IN TIME	DRIVER IN	STINT TIME	STOP TIME	TOTAL STOP TIME	OUT TIME	DRIVER OUT
1 -	14:14:15.782	Frederic VERVISCH	12:17.034	2:37.039	2:37.039	14:16:52.821	Frederic VERVISCH
2 -	14:25:31.932	Frederic VERVISCH	8:39.111	2:12.654	4:49.693	14:27:44.586	Dries VANTHOOR
3 -	14:38:09.075	Dries VANTHOOR	10:24.489	22:58.920	27:48.613	15:01:07.995	Dries VANTHOOR
4 -	15:06:32.617	Dries VANTHOOR	5:24.622	18:07.831	45:56.444	15:24:40.448	Dries VANTHOOR
5 -	15:36:44.398	Dries VANTHOOR	12:03.950	1:52.681	47:49.125	15:38:37.079	Kelvin VAN DER LINDE

Weather / Track : Cloudy / Dry

Kyalami Grand Prix Circuit  
 Circuit Length = 4.522 km  
 Start: 14:00 Flag 16:00 End: 16:02

# Kyalami 9 Hours

## PAID TEST SESSION 2 - PIT STOP ANALYSIS

6 - 15:45:37.250 Kelvin VAN DER LINDE 7:00.171 2:09.943 49:59.068 15:47:47.193 Kelvin VAN DER LINDE  
 - Finish Kelvin VAN DER LINDE 12:13.673

STOP	IN TIME	DRIVER IN	STINT TIME	STOP TIME	TOTAL STOP TIME	OUT TIME	DRIVER OUT
1 -	14:11:05.600	Augusto FARFUS	10:39.182	1:39.266	1:39.266	14:12:44.866	Augusto FARFUS
2 -	14:23:11.386	Augusto FARFUS	10:26.520	4:02.628	5:41.894	14:27:14.014	Augusto FARFUS
3 -	14:37:39.853	Augusto FARFUS	10:25.839	22:40.998	28:22.892	15:00:20.851	Augusto FARFUS
4 -	15:08:17.232	Augusto FARFUS	7:56.381	13:02.391	41:25.283	15:21:19.623	Martin TOMCZYK
5 -	15:38:49.280	Martin TOMCZYK	17:29.657	1:32.901	42:58.184	15:40:22.181	Sheldon VAN DER LINDE
6 -	15:45:49.674	Sheldon VAN DER LINDE	5:27.493	4:33.990	47:32.174	15:50:23.664	Sheldon VAN DER LINDE
-	Finish	Sheldon VAN DER LINDE	10:34.089				

STOP	IN TIME	DRIVER IN	STINT TIME	STOP TIME	TOTAL STOP TIME	OUT TIME	DRIVER OUT
1 -	14:02:32.742	Christian KROGNES	1:58.886	22.645	22.645	14:02:55.387	Christian KROGNES
2 -	14:15:12.051	Christian KROGNES	12:16.664	2:47.889	3:10.534	14:17:59.940	Christian KROGNES
3 -	14:30:14.649	Christian KROGNES	12:14.709	4:43.387	7:53.921	14:34:58.036	Christian KROGNES
4 -	14:38:40.773	Christian KROGNES	3:42.737	42:39.920	50:33.841	15:21:20.693	Christian KROGNES
5 -	15:30:18.903	Christian KROGNES	8:58.210	2:05.270	52:39.111	15:32:24.173	Mikkel JENSEN
6 -	15:41:04.479	Mikkel JENSEN	8:40.306	1:37.206	54:16.317	15:42:41.685	Mikkel JENSEN
7 -	15:46:16.801	Mikkel JENSEN					

STOP	IN TIME	DRIVER IN	STINT TIME	STOP TIME	TOTAL STOP TIME	OUT TIME	DRIVER OUT
1 -	14:16:59.462	Hubert HAUPT	15:50.887	3:40.147	3:40.147	14:20:39.609	Hubert HAUPT
2 -	14:31:12.842	Hubert HAUPT	10:33.233	2:28.102	6:08.249	14:33:40.944	Patrick ASSENHEIMER
3 -	14:39:34.008	Patrick ASSENHEIMER	5:53.064	21:10.563	27:18.812	15:00:44.571	Patrick ASSENHEIMER
4 -	15:09:31.828	Patrick ASSENHEIMER	10:38.398	12:20.525	39:39.337	15:21:52.353	Patrick ASSENHEIMER
5 -	15:30:41.375	Patrick ASSENHEIMER	8:49.022	1:51.376	41:30.713	15:32:32.751	Patrick ASSENHEIMER
6 -	15:39:33.087	Patrick ASSENHEIMER	7:00.336	1:16.332	42:47.045	15:40:49.419	Patrick ASSENHEIMER
7 -	15:48:00.405	Patrick ASSENHEIMER					

STOP	IN TIME	DRIVER IN	STINT TIME	STOP TIME	TOTAL STOP TIME	OUT TIME	DRIVER OUT
1 -	14:18:10.326	Dominik BAUMANN	16:15.498	5:27.100	5:27.100	14:23:37.426	Adrian Henry D'SLIVA
2 -	14:38:44.326	Adrian Henry D'SLIVA	15:06.900	22:35.366	28:02.466	15:01:19.692	Christina NIELSEN
3 -	15:07:18.376	Christina NIELSEN	5:58.684	14:18.120	42:20.586	15:21:36.496	Christina NIELSEN
4 -	15:30:50.429	Christina NIELSEN	9:13.933	3:22.391	45:42.977	15:34:12.820	Christina NIELSEN
5 -	15:45:02.834	Christina NIELSEN					

STOP	IN TIME	DRIVER IN	STINT TIME	STOP TIME	TOTAL STOP TIME	OUT TIME	DRIVER OUT
1 -	14:09:31.989	Christopher HAASE	9:06.854	2:32.885	2:32.885	14:12:04.874	Christopher HAASE
2 -	14:20:48.371	Christopher HAASE	8:43.497	1:12.473	3:45.358	14:22:00.844	Christopher HAASE
3 -	14:30:46.224	Christopher HAASE	8:45.380	2:52.264	6:37.622	14:33:38.488	Markus WINKELHOCK
4 -	14:39:46.071	Markus WINKELHOCK	6:07.583	20:32.447	27:10.069	15:00:18.518	Markus WINKELHOCK
5 -	15:08:15.053	Markus WINKELHOCK	7:56.535	13:03.019	40:13.088	15:21:18.072	Markus WINKELHOCK

Weather / Track : Cloudy / Dry

Kyalami Grand Prix Circuit  
 Circuit Length = 4.522 km  
 Start: 14:00 Flag 16:00 End: 16:02

# Kyalami 9 Hours

## PAID TEST SESSION 2 - PIT STOP ANALYSIS

6 -	15:30:38.667	Markus WINKELHOCK	9:20.595	2:25.660	42:38.748	15:33:04.327	Christopher MIES
7 -	15:41:42.506	Christopher MIES	8:38.179	3:15.462	45:54.210	15:44:57.968	Christopher MIES
8 -	15:46:54.663	Christopher MIES	1:56.695	8:01.474	53:55.684	15:54:56.137	Christopher MIES
-	Finish	Christopher MIES	5:17.557				

<b>P21 188 ProAm Garage 59</b>	<b>Aston Martin Vantage AMR GT3</b>
D1: Alex WEST D2: Chris GOODWIN D3: Côme LEDOGAR	Total Stint: 8 Laps - 18:25.015 (15.36%) Total Stint: 9 Laps - 18:20.376 (15.29%) Total Stint: 17 Laps - 53:27.680 (44.58%) Best Lap: 1:45.876 On Lap 28 @ 153.75 kph Best Lap: 1:45.023 On Lap 20 @ 155.00 kph Best Lap: 1:43.642 On Lap 32 @ 157.07 kph

STOP	IN TIME	DRIVER IN	STINT TIME	STOP TIME	TOTAL STOP TIME	OUT TIME	DRIVER OUT
1 -	14:09:32.577	Côme LEDOGAR	9:01.564	4:57.183	4:57.183	14:14:29.760	Côme LEDOGAR
2 -	14:23:18.158	Côme LEDOGAR	8:48.398	10:11.994	15:09.177	14:33:30.152	Côme LEDOGAR
3 -	14:36:58.921	Côme LEDOGAR	3:28.769	23:18.256	38:27.433	15:00:17.177	Chris GOODWIN
4 -	15:08:08.939	Chris GOODWIN	7:51.762	13:07.460	51:34.893	15:21:16.399	Chris GOODWIN
5 -	15:30:16.670	Chris GOODWIN	9:00.271	1:28.343	53:03.236	15:31:45.013	Alex WEST
6 -	15:33:37.153	Alex WEST	1:52.140	1:26.313	54:29.549	15:35:03.466	Alex WEST
7 -	15:47:35.052	Alex WEST	12:31.586	4:01.289	58:30.838	15:51:36.341	Côme LEDOGAR
-	Finish	Côme LEDOGAR	8:50.693				

<b>P22 9 Silver Lechner Racing</b>	<b>Porsche 911 GT3 R</b>
D1: Saul HACK D2: Lars KERN D3: Dylan PEREIRA	Total Stint: 16 Laps - 35:00.785 (28.96%) Total Stint: 18 Laps - 52:33.790 (43.47%) Total Stint: 7 Laps - 12:27.728 (10.31%) Best Lap: 1:44.864 On Lap 34 @ 155.24 kph Best Lap: 1:44.577 On Lap 13 @ 155.66 kph Best Lap: 1:43.807 On Lap 41 @ 156.82 kph

STOP	IN TIME	DRIVER IN	STINT TIME	STOP TIME	TOTAL STOP TIME	OUT TIME	DRIVER OUT
1 -	14:02:37.846	Lars KERN	1:57.182	1:30.862	1:30.862	14:04:08.708	Lars KERN
2 -	14:16:27.629	Lars KERN	12:18.921	1:37.525	3:08.387	14:18:05.154	Lars KERN
3 -	14:28:48.939	Lars KERN	10:43.785	4:12.420	7:20.807	14:33:01.359	Lars KERN
4 -	14:47:45.268	Lars KERN	14:43.909	12:49.993	20:10.800	15:00:35.261	Saul HACK
5 -	15:09:33.654	Saul HACK	10:57.839	12:00.135	32:10.935	15:21:33.789	Saul HACK
6 -	15:32:27.939	Saul HACK	10:54.150	1:31.256	33:42.191	15:33:59.195	Saul HACK
7 -	15:46:38.285	Saul HACK	12:39.090	2:29.152	36:11.343	15:49:07.437	Dylan PEREIRA
-	Finish	Dylan PEREIRA	12:27.728				

<b>P23 22 Silver WTM Racing powered by Rinaldi</b>	<b>Ferrari 488 GT3</b>
D1: Georg WEISS D2: Jochen KRUMBACH D3: David PEREL	Total Stint: 20 Laps - 56:32.454 (47.16%) Total Stint: 16 Laps - 32:19.783 (26.97%) Total Stint: 9 Laps - 15:56.644 (13.3%) Best Lap: 1:45.344 On Lap 20 @ 154.53 kph Best Lap: 1:44.852 On Lap 34 @ 155.25 kph Best Lap: 1:43.905 On Lap 45 @ 156.67 kph

STOP	IN TIME	DRIVER IN	STINT TIME	STOP TIME	TOTAL STOP TIME	OUT TIME	DRIVER OUT
1 -	14:28:17.641	Georg WEISS	27:04.227	2:41.864	2:41.864	14:30:59.505	Georg WEISS
2 -	14:41:46.636	Georg WEISS	10:47.131	18:41.096	21:22.960	15:00:27.732	Jochen KRUMBACH
3 -	15:08:59.707	Jochen KRUMBACH	8:31.975	12:22.702	33:45.662	15:21:22.409	Jochen KRUMBACH
4 -	15:42:31.345	Jochen KRUMBACH	21:08.936	2:38.872	36:24.534	15:45:10.217	David PEREL
-	Finish	David PEREL	15:56.644				

<b>P24 36 Am Walkenhorst Motorsport</b>	<b>BMW M6 GT3</b>
D1: Henry WALKENHORST D2: Michael Von ROOYEN D3: Gennaro BONAFEDE	Total Stint: 12 Laps - 26:24.935 (24.17%) Total Stint: 12 Laps - 23:50.357 (21.81%) Total Stint: 12 Laps - 45:45.491 (41.87%) Best Lap: 1:45.835 On Lap 7 @ 153.81 kph Best Lap: 1:45.716 On Lap 26 @ 153.98 kph Best Lap: 1:45.070 On Lap 14 @ 154.93 kph

STOP	IN TIME	DRIVER IN	STINT TIME	STOP TIME	TOTAL STOP TIME	OUT TIME	DRIVER OUT
1 -	14:15:10.926	Henry WALKENHORST	14:43.031	2:52.035	2:52.035	14:18:02.961	Gennaro BONAFEDE
2 -	14:28:35.501	Gennaro BONAFEDE	10:32.540	1:50.597	4:42.632	14:30:26.098	Gennaro BONAFEDE
3 -	14:37:23.591	Gennaro BONAFEDE	6:57.493	22:58.531	27:41.163	15:00:22.122	Michael Von ROOYEN
4 -	15:08:20.923	Michael Von ROOYEN	7:58.801	13:03.298	40:44.461	15:21:24.221	Michael Von ROOYEN
5 -	15:35:41.564	Michael Von ROOYEN	14:17.343	1:34.213	42:18.674	15:37:15.777	Henry WALKENHORST
6 -	15:44:44.229	Henry WALKENHORST	7:28.452	1:21.417	43:40.091	15:46:05.646	Gennaro BONAFEDE
7 -	15:51:22.573	Gennaro BONAFEDE					

<b>P25 40 Am SPS Automotive Performance</b>	<b>Mercedes-AMG GT3</b>
D1: Valentin PIERBURG D2: Tim Torsten MÜLLER D3: Miguel RAMOS	Total Stint: 14 Laps - 29:38.721 (24.76%) Total Stint: 14 Laps - 34:58.088 (29.21%) Total Stint: 10 Laps - 18:28.005 (15.43%) Best Lap: 1:45.287 On Lap 26 @ 154.61 kph Best Lap: 1:46.558 On Lap 12 @ 152.77 kph Best Lap: 1:45.197 On Lap 37 @ 154.74 kph

STOP	IN TIME	DRIVER IN	STINT TIME	STOP TIME	TOTAL STOP TIME	OUT TIME	DRIVER OUT
1 -	14:12:08.638	Tim Torsten MÜLLER	10:58.863	1:43.664	1:43.664	14:13:52.302	Tim Torsten MÜLLER
2 -	14:28:11.256	Tim Torsten MÜLLER	14:18.954	9:40.271	11:23.935	14:37:51.527	Valentin PIERBURG

Kyalami Grand Prix Circuit

Circuit Length = 4.522 km

Start: 14:00 Flag 16:00 End: 16:02

Weather / Track : Cloudy / Dry

# Kyalami 9 Hours

## PAID TEST SESSION 2 - PIT STOP ANALYSIS

3 -	14:40:49.026	Valentin PIERBURG	2:57.499	20:20.716	31:44.651	15:01:09.742	Valentin PIERBURG
4 -	15:06:53.356	Valentin PIERBURG	5:43.614	14:33.289	46:17.940	15:21:26.645	Valentin PIERBURG
5 -	15:39:26.235	Valentin PIERBURG	17:59.590	2:58.018	49:15.958	15:42:24.253	Miguel RAMOS
-	Finish	Miguel RAMOS	18:28.005				

<b>P26</b>	<b>13 Nat</b>	<b>Stradale Motorsport</b>	<b>Lamborghini Huracan GT3 2019</b>				
D1: Charl ARANGIES	Total Stint: 5 Laps - 11:22.782 (17.86%)		Best Lap: 1:47.509 On Lap 5 @ 151.42 kph				
D2: Craig JARVIS	Total Stint: 11 Laps - 41:38.424 (65.37%)		Best Lap: 1:54.566 On Lap 13 @ 142.09 kph				
D3: Dawie JOUBERT	Total Stint: 2 Laps - 4:03.799 (6.38%)		Best Lap: 1:56.991 On Lap 19 @ 139.14 kph				

STOP	IN TIME	DRIVER IN	STINT TIME	STOP TIME	TOTAL STOP TIME	OUT TIME	DRIVER OUT
1 -	14:02:34.550	Charl ARANGIES	1:57.875	6:37.049	6:37.049	14:09:11.599	Charl ARANGIES
2 -	14:16:22.871	Charl ARANGIES	7:11.272	2:13.635	8:50.684	14:18:36.506	Craig JARVIS
3 -	14:41:45.393	Craig JARVIS	23:08.887	18:29.537	27:20.221	15:00:14.930	Dawie JOUBERT
-	Finish	Dawie JOUBERT	4:03.799				

<b>P27</b>	<b>17 Nat</b>	<b>Pablo Clark Racing</b>	<b>Ferrari 458 Italia GT3</b>				
D1: Kishoor PITAMBER	Total Stint: 0 Laps - 2:34.776 (4.17%)		Best Lap: 1:48.099 On Lap 16 @ 150.59 kph				
D2: Leonard Charles THOMPSON	Total Stint: 0 Laps						
D3: Michael STEPHEN	Total Stint: 16 Laps - 57:51.623 (93.54%)						

STOP	IN TIME	DRIVER IN	STINT TIME	STOP TIME	TOTAL STOP TIME	OUT TIME	DRIVER OUT
1 -	14:15:40.758	Michael STEPHEN	13:48.905	2:47.932	2:47.932	14:18:28.690	Michael STEPHEN
2 -	14:24:54.448	Michael STEPHEN	6:25.758	1:13.628	4:01.560	14:26:08.076	Michael STEPHEN
3 -	14:40:24.794	Michael STEPHEN	14:16.718	23:20.242	27:21.802	15:03:45.036	Kishoor PITAMBER
4 -	15:06:19.812	Kishoor PITAMBER					

## Kyalami 9 Hours

### PAID TEST SESSION 2 - STATISTICS

<b>Competitors Started</b>	27
<b>Planned Start</b>	2019-11-21 @ 14:00:00.000
<b>Actual Start</b>	2019-11-21 @ 14:00:00.000
<b>Finish Time</b>	2019-11-21 @ 16:00:00.379
<b>Track Length</b>	4.522km
<b>Total Laps</b>	949
<b>Total Distance Covered</b>	4291.378km

#### Session Fastest Lap History

NO	CL	NAME	LAP TIME	TIME OF DAY	LAP	VEHICLE
31	Pro	<b>Frikadelli Racing Team</b> <i>D. OLSEN</i>	<b>1:44.282</b>	14:04:00.124	3	Porsche 911 GT3 R
30	Pro	<b>Honda Team Motul</b> <i>B. BAGUETTE</i>	<b>1:43.580</b>	14:05:17.032	3	Honda NSX GT3 2019
35	Pro	<b>KCMG</b> <i>J. OLIVEIRA</i>	<b>1:42.971</b>	14:05:54.148	4	Nissan GT-R NISMO GT3
35	Pro	<b>KCMG</b> <i>J. OLIVEIRA</i>	<b>1:42.631</b>	14:15:20.479	8	Nissan GT-R NISMO GT3
35	Pro	<b>KCMG</b> <i>J. OLIVEIRA</i>	<b>1:42.566</b>	14:17:03.045	9	Nissan GT-R NISMO GT3
18	Pro	<b>KCMG</b> <i>E. LIBERATI</i>	<b>1:42.487</b>	14:22:20.085	12	Nissan GT-R NISMO GT3
62	Pro	<b>R-Motorsport</b> <i>M. KIRCHHOEFER</i>	<b>1:42.480</b>	15:54:56.420	39	Aston Martin Vantage AMR

#### Flag History

TYPE	TIME OF DAY
GREEN	14:00:00.000
RED	14:38:26.391
GREEN	15:00:03.022
RED	15:06:16.691
GREEN	15:21:03.465
FINISH	16:00:00.379

#### Flag Statistics

TYPE	COUNT	TOTAL LAPS	TOTAL TIME
Green	3	46	1:26:06.554
Red	2	0	36:23.404
Safety Car	0	0	0.000
FCY	0	0	0.000

# Kyalami 9 Hours

## PAID TEST SESSION 2 - STATISTICS

CLASS : Pro

18 Starters

### Fastest Lap History

NO	NAME	LAP TIME	TIME OF DAY	LAP	VEHICLE
31	<b>Frikadelli Racing Team</b> <i>D. OLSEN</i>	<b>1:44.282</b>	14:04:00.124	3	Porsche 911 GT3 R
30	<b>Honda Team Motul</b> <i>B. BAGUETTE</i>	<b>1:43.580</b>	14:05:17.032	3	Honda NSX GT3 2019
35	<b>KCMG</b> <i>J. OLIVEIRA</i>	<b>1:42.971</b>	14:05:54.148	4	Nissan GT-R NISMO GT3
35	<b>KCMG</b> <i>J. OLIVEIRA</i>	<b>1:42.631</b>	14:15:20.479	8	Nissan GT-R NISMO GT3
35	<b>KCMG</b> <i>J. OLIVEIRA</i>	<b>1:42.566</b>	14:17:03.045	9	Nissan GT-R NISMO GT3
18	<b>KCMG</b> <i>E. LIBERATI</i>	<b>1:42.487</b>	14:22:20.085	12	Nissan GT-R NISMO GT3
62	<b>R-Motorsport</b> <i>M. KIRCHHOEFER</i>	<b>1:42.480</b>	15:54:56.420	39	Aston Martin Vantage AMR GT3

Weather / Track : Cloudy / Dry

Results can be found at [www.tsl-timing.com](http://www.tsl-timing.com)

Page 2 of 6

Kyalami Grand Prix Circuit  
Circuit Length = 4.522 km  
Start: 14:00 Flag 16:00 End: 16:02

Printed - 16:13 Thursday, 21 November 2019



# Kyalami 9 Hours

## PAID TEST SESSION 2 - STATISTICS

CLASS : Am

2 Starters

### Fastest Lap History

NO	NAME	LAP TIME	TIME OF DAY	LAP	VEHICLE
36	<b>Walkenhorst Motorsport</b> <i>H. WALKENHORST</i>	<b>1:51.452</b>	14:04:35.180	3	BMW M6 GT3
40	<b>SPS Automotive Performance</b> <i>T. MÜLLER</i>	<b>1:51.240</b>	14:05:05.626	3	Mercedes-AMG GT3
36	<b>Walkenhorst Motorsport</b> <i>H. WALKENHORST</i>	<b>1:47.015</b>	14:06:22.196	4	BMW M6 GT3
36	<b>Walkenhorst Motorsport</b> <i>H. WALKENHORST</i>	<b>1:45.835</b>	14:11:42.960	7	BMW M6 GT3
36	<b>Walkenhorst Motorsport</b> <i>G. BONAFEDE</i>	<b>1:45.367</b>	14:21:42.745	11	BMW M6 GT3
36	<b>Walkenhorst Motorsport</b> <i>G. BONAFEDE</i>	<b>1:45.070</b>	14:26:58.864	14	BMW M6 GT3

Weather / Track : Cloudy / Dry

Results can be found at [www.tsl-timing.com](http://www.tsl-timing.com)

Page 3 of 6

Kyalami Grand Prix Circuit  
Circuit Length = 4.522 km  
Start: 14:00 Flag 16:00 End: 16:02

Printed - 16:13 Thursday, 21 November 2019

# Kyalami 9 Hours

## PAID TEST SESSION 2 - STATISTICS

CLASS : ProAm

2 Starters

### Fastest Lap History

NO	NAME	LAP TIME	TIME OF DAY	LAP	VEHICLE
188	<b>Garage 59</b> <i>C. LEDOGAR</i>	<b>1:46.606</b>	14:04:26.931	3	Aston Martin Vantage AMR GT3
188	<b>Garage 59</b> <i>C. LEDOGAR</i>	<b>1:44.907</b>	14:06:11.838	4	Aston Martin Vantage AMR GT3
188	<b>Garage 59</b> <i>C. LEDOGAR</i>	<b>1:44.445</b>	14:07:56.284	5	Aston Martin Vantage AMR GT3
43	<b>Strakka Racing</b> <i>D. BAUMANN</i>	<b>1:43.917</b>	14:09:32.255	5	Mercedes-AMG GT3
43	<b>Strakka Racing</b> <i>D. BAUMANN</i>	<b>1:43.506</b>	14:16:34.495	9	Mercedes-AMG GT3

Weather / Track : Cloudy / Dry

Results can be found at [www.tsl-timing.com](http://www.tsl-timing.com)

Page 4 of 6

Kyalami Grand Prix Circuit  
Circuit Length = 4.522 km  
Start: 14:00 Flag 16:00 End: 16:02

Printed - 16:13 Thursday, 21 November 2019

# Kyalami 9 Hours

## PAID TEST SESSION 2 - STATISTICS

CLASS : Silver

3 Starters

### Fastest Lap History

NO	NAME	LAP TIME	TIME OF DAY	LAP	VEHICLE
6	<b>Black Falcon</b> <i>H. HAUPT</i>	<b>1:47.366</b>	14:04:55.600	3	Mercedes-AMG GT3
6	<b>Black Falcon</b> <i>H. HAUPT</i>	<b>1:45.828</b>	14:06:41.428	4	Mercedes-AMG GT3
6	<b>Black Falcon</b> <i>H. HAUPT</i>	<b>1:44.363</b>	14:08:25.790	5	Mercedes-AMG GT3
6	<b>Black Falcon</b> <i>H. HAUPT</i>	<b>1:43.874</b>	14:10:09.665	6	Mercedes-AMG GT3
6	<b>Black Falcon</b> <i>H. HAUPT</i>	<b>1:43.574</b>	14:26:07.477	13	Mercedes-AMG GT3
6	<b>Black Falcon</b> <i>P. ASSENHEIMER</i>	<b>1:43.464</b>	15:29:04.578	26	Mercedes-AMG GT3
6	<b>Black Falcon</b> <i>P. ASSENHEIMER</i>	<b>1:43.400</b>	15:37:56.296	30	Mercedes-AMG GT3

Weather / Track : Cloudy / Dry

Results can be found at [www.tsl-timing.com](http://www.tsl-timing.com)

Page 5 of 6

Kyalami Grand Prix Circuit  
Circuit Length = 4.522 km  
Start: 14:00 Flag 16:00 End: 16:02

Printed - 16:13 Thursday, 21 November 2019

# Kyalami 9 Hours

## PAID TEST SESSION 2 - STATISTICS

CLASS : Nat

2 Starters

### Fastest Lap History

NO	NAME	LAP TIME	TIME OF DAY	LAP	VEHICLE
17	<b>Pablo Clark Racing</b> <i>M. STEPHEN</i>	<b>2:10.952</b>	14:07:02.743	3	Ferrari 458 Italia GT3
17	<b>Pablo Clark Racing</b> <i>M. STEPHEN</i>	<b>2:09.765</b>	14:11:28.391	5	Ferrari 458 Italia GT3
13	<b>Stradale Motorsport</b> <i>C. ARANGIES</i>	<b>1:47.721</b>	14:12:54.736	4	Lamborghini Huracan GT3 2019
13	<b>Stradale Motorsport</b> <i>C. ARANGIES</i>	<b>1:47.509</b>	14:14:42.245	5	Lamborghini Huracan GT3 2019

Weather / Track : Cloudy / Dry

Results can be found at [www.tsl-timing.com](http://www.tsl-timing.com)

Page 6 of 6

Kyalami Grand Prix Circuit  
Circuit Length = 4.522 km  
Start: 14:00 Flag 16:00 End: 16:02

Printed - 16:13 Thursday, 21 November 2019

## Kyalami 9 Hours

### FREE PRACTICE - NIGHT SESSION - CLASSIFICATION

POS	NO	CL	PIC	TEAM / DRIVERS	CAR	TIME	ON	LAPS	GAP	DIFF	KPH
1	42	Pro	1	BMW Team Schnitzer (DEU) Martin TOMCZYK (DEU) / Sheldon VAN DER LINDE (ZAF) / Augusto FARFUS (BRA)	BMW M6 GT3	1:42.942	3	29			158.13
2	29	Pro	2	Audi Sport Team Land (DEU) Markus WINKELHOCK (DEU) / Christopher MIES (DEU) / Christopher HAASE (DEU)	Audi R8 LMS GT3 2019	1:43.123	13	26	0.181	0.181	157.86
3	20	Pro	3	GPX Racing (UAE) Michael CHRISTENSEN (DNK) / Kevin ESTRE (FRA) / Richard LIETZ (AUT)	Porsche 911 GT3 R	1:43.162	4	35	0.220	0.039	157.80
4	31	Pro	4	Frikadelli Racing Team (DEU) Mathieu JAMINET (FRA) / Dennis OLSEN (NOR) / Nick TANDY (GBR)	Porsche 911 GT3 R	1:43.172	13	28	0.230	0.010	157.78
5	25	Pro	5	Audi Sport Team WRT (BEL) Dries VANTHOOR (BEL) / Kelvin VAN DER LINDE (ZAF) / Frederic VERVISCH (BEL)	Audi R8 LMS GT3 2019	1:43.284	30	40	0.342	0.112	157.61
6	12	Pro	6	Dinamic Motorsport (ITA) Laurens VANTHOOR (BEL) / Earl BAMBER (NZL) / Matt CAMPBELL (AUS)	Porsche 911 GT3 R	1:43.513	11	34	0.571	0.229	157.26
7	34	Pro	7	Walkenhorst Motorsport (DEU) Christian KROGNES (NOR) / Mikkel JENSEN (DNK) / Nicky CATSBURG (NDL)	BMW M6 GT3	1:43.618	24	33	0.676	0.105	157.10
8	35	Pro	8	KCMG (HKG) Joao Paulo de OLIVEIRA (BRA) / Katsumasa CHIYO (JPN) / Joshua BURDON (AUS)	Nissan GT-R NISMO GT3	1:43.764	16	33	0.822	0.146	156.88
9	107	Pro	9	Bentley Team M-Sport (GBR) Jules GOUNON (FRA) / Maxime SOULET (BEL) / Jordan PEPPER (ZAF)	Bentley Continental GT3	1:43.858	13	35	0.916	0.094	156.74
10	9	Silver	1	Lechner Racing (AUT) Saul HACK (ZAF) / Lars KERN (DEU) / Dylan PEREIRA (LUX)	Porsche 911 GT3 R	1:43.925	8	25	0.983	0.067	156.64
11	18	Pro	10	KCMG (HKG) Alexandre IMPERATORI (CHE) / Edoardo LIBERATI (ITA) / Oliver JARVIS (GBR)	Nissan GT-R NISMO GT3	1:44.127	27	36	1.185	0.202	156.33
12	6	Silver	2	Black Falcon (DEU) Hubert HAUPT (DEU) / Patrick ASSENHEIMER (DEU) / Sergei AFANASIEV (RUS)	Mercedes-AMG GT3	1:44.162	8	34	1.220	0.035	156.28
13	30	Pro	11	Honda Team Motul (ITA) Marco BONANOMI (ITA) / Bertrand BAGUETTE (BEL) / Dane CAMERON (USA)	Honda NSX GT3 2019	1:44.264	13	40	1.322	0.102	156.13
14	10	Pro	12	Mercedes-AMG Team SPS Automotive Performance (DEU) Yelmer BUURMAN (NDL) / Luca STOLZ (DEU) / Maximilian GOETZ (DEU)	Mercedes-AMG GT3	1:44.450	29	35	1.508	0.186	155.85
15	108	Pro	13	Bentley Team M-Sport (GBR) Rodrigo BAPTISTA (BRA) / Andy SOUCEK (ESP) / Steven KANE (GBR)	Bentley Continental GT3	1:44.611	11	28	1.669	0.161	155.61
16	76	Pro	14	R-Motorsport (CHE) Maxime MARTIN (BEL) / Enaam AHMED (GBR) / Jake DENNIS (GBR)	Aston Martin Vantage AMR GT3	1:44.736	10	32	1.794	0.125	155.43
17	62	Pro	15	R-Motorsport (CHE) Ricky COLLARD (GBR) / Hugo de SADELEER (CHE) / Marvin KIRCHHOEFER (DEU)	Aston Martin Vantage AMR GT3	1:44.789	15	30	1.847	0.053	155.35
18	22	Silver	3	WTM Racing powered by Rinaldi (DEU) Leonard WEISS (DEU) / Jochen KRUMBACH (DEU) / David PEREL (ZAF)	Ferrari 488 GT3	1:45.495	20	27	2.553	0.706	154.31
19	36	Am	1	Walkenhorst Motorsport (DEU) Henry WALKENHORST (DEU) / Michael Von ROOYEN (ZAF) / Gennaro BONAFEDE	BMW M6 GT3	1:45.968	27	36	3.026	0.473	153.62
20	17	Nat	1	Pablo Clark Racing (ZAF) Kishoor PITAMBER (ZAF) / Leonard Charles THOMPSON (ZAF) / Michael STEPHEN	Ferrari 458 Italia GT3	1:46.628	16	29	3.686	0.660	152.67
21	188	ProAm	1	Garage 59 (GBR) Alex WEST (SWE) / Chris GOODWIN (GBR) / Côme LEDOGAR (FRA)	Aston Martin Vantage AMR GT3	1:46.965	33	36	4.023	0.337	152.19
22	43	ProAm	2	Strakka Racing (GBR) Christina NIELSEN (DNK) / Adrian Henry D'SILVA (MYS) / Dominik BAUMANN (AUT)	Mercedes-AMG GT3	1:48.323	14	21	5.381	1.358	150.28
23	40	Am	2	SPS Automotive Performance (DEU) Valentin PIERBURG (DEU) / Tim Torsten MÜLLER (DEU) / Miguel RAMOS (PRT)	Mercedes-AMG GT3	1:50.486	6	19	7.544	2.163	147.34
24	44	Pro	16	Mercedes-AMG Team Strakka Racing (GBR) Gary PAFFETT (GBR) / Lewis WILLIAMSON (GBR) / Tristan VAUTIER (FRA)	Mercedes-AMG GT3	1:54.470	5	25	11.528	3.984	142.21
25	911	Pro	17	KUS Team 75 Bernhard (DEU) Romain DUMAS (FRA) / Dirk WERNER (DEU) / Sven MUELLER (DEU)	Porsche 911 GT3 R	1:55.589	1	23	12.647	1.119	140.83
26	09	Am	3	Team Perfect Circle (ZAF) Franco SCRIBANTE (ZAF) / Silvio SCRIBANTE (ZAF) / Andre BEZUIDENHOUT (ZAF)	Porsche 997 GT3 R	2:04.267	13	23	21.325	8.678	131.00
27	13	Nat	2	Stradale Motorsport (ZAF) Charl ARANGIES (ZAF) / Craig JARVIS (ZAF) / Dawie JOUBERT (ZAF)	Lamborghini Huracan GT3 2019	2:04.397	5	5	21.455	0.130	130.86

Kyalami Grand Prix Circuit  
Circuit Length = 4.522 km  
Start: 18:00 Flag 19:30 End: 19:34

Weather / Track : Showers / Changeable

These results are provisional until the conclusion of any judicial and technical matters.

Race Director :	Timekeeper :
-----------------	--------------

Results can be found at [www.tsl-timing.com](http://www.tsl-timing.com)

Printed - 19:37 Thursday, 21 November 2019

## Kyalami 9 Hours

### FREE PRACTICE - NIGHT SESSION - CLASSIFICATION BY CLASS

#### CLASS : ICGT - Pro

POS	NO	TEAM / DRIVERS	CAR	TIME	ON	LAPS	GAP	DIFF	KPH
1	42	BMW Team Schnitzer (DEU) Martin TOMCZYK (DEU) / Sheldon VAN DER LINDE (ZAF) / Augusto FARFUS (BRA)	BMW M6 GT3	1:42.942	3	29			158.13
2	29	Audi Sport Team Land (DEU) Markus WINKELHOCK (DEU) / Christopher MIES (DEU) / Christopher HAASE (DEU)	Audi R8 LMS GT3 2019	1:43.123	13	26	0.181	0.181	157.86
3	20	GPX Racing (UAE) Michael CHRISTENSEN (DNK) / Kevin ESTRE (FRA) / Richard LIETZ (AUT)	Porsche 911 GT3 R	1:43.162	4	35	0.220	0.039	157.80
4	31	Frikadelli Racing Team (DEU) Mathieu JAMINET (FRA) / Dennis OLSEN (NOR) / Nick TANDY (GBR)	Porsche 911 GT3 R	1:43.172	13	28	0.230	0.010	157.78
5	25	Audi Sport Team WRT (BEL) Dries VANTHOOR (BEL) / Kelvin VAN DER LINDE (ZAF) / Frederic VERVISCH (BEL)	Audi R8 LMS GT3 2019	1:43.284	30	40	0.342	0.112	157.61
6	12	Dinamic Motorsport (ITA) Laurens VANTHOOR (BEL) / Earl BAMBER (NZL) / Matt CAMPBELL (AUS)	Porsche 911 GT3 R	1:43.513	11	34	0.571	0.229	157.26
7	34	Walkenhorst Motorsport (DEU) Christian KROGNES (NOR) / Mikkel JENSEN (DNK) / Nicky CATSBURG (NDL)	BMW M6 GT3	1:43.618	24	33	0.676	0.105	157.10
8	35	KCMG (HKG) Joao Paulo de OLIVEIRA (BRA) / Katsumasa CHIYO (JPN) / Joshua BURDON (AUS)	Nissan GT-R NISMO GT3	1:43.764	16	33	0.822	0.146	156.88
9	107	Bentley Team M-Sport (GBR) Jules GOUNON (FRA) / Maxime SOULET (BEL) / Jordan PEPPER (ZAF)	Bentley Continental GT3	1:43.858	13	35	0.916	0.094	156.74
10	18	KCMG (HKG) Alexandre IMPERATORI (CHE) / Edoardo LIBERATI (ITA) / Oliver JARVIS (GBR)	Nissan GT-R NISMO GT3	1:44.127	27	36	1.185	0.269	156.33
11	30	Honda Team Motul (ITA) Marco BONANOMI (ITA) / Bertrand BAGUETTE (BEL) / Dane CAMERON (USA)	Honda NSX GT3 2019	1:44.264	13	40	1.322	0.137	156.13
12	10	Mercedes-AMG Team SPS Automotive Performance (DEU) Yelmer BUURMAN (NDL) / Luca STOLZ (DEU) / Maximilian GOETZ (DEU)	Mercedes-AMG GT3	1:44.450	29	35	1.508	0.186	155.85
13	108	Bentley Team M-Sport (GBR) Rodrigo BAPTISTA (BRA) / Andy SOUCEK (ESP) / Steven KANE (GBR)	Bentley Continental GT3	1:44.611	11	28	1.669	0.161	155.61
14	76	R-Motorsport (CHE) Maxime MARTIN (BEL) / Enaam AHMED (GBR) / Jake DENNIS (GBR)	Aston Martin Vantage AMR GT3	1:44.736	10	32	1.794	0.125	155.43
15	62	R-Motorsport (CHE) Ricky COLLARD (GBR) / Hugo de SADELEER (CHE) / Marvin KIRCHHOEFER (DEU)	Aston Martin Vantage AMR GT3	1:44.789	15	30	1.847	0.053	155.35
16	44	Mercedes-AMG Team Strakka Racing (GBR) Gary PAFFETT (GBR) / Lewis WILLIAMSON (GBR) / Tristan VAUTIER (FRA)	Mercedes-AMG GT3	1:54.470	5	25	11.528	9.681	142.21
17	911	KUS Team 75 Bernhard (DEU) Romain DUMAS (FRA) / Dirk WERNER (DEU) / Sven MUELLER (DEU)	Porsche 911 GT3 R	1:55.589	1	23	12.647	1.119	140.83

#### CLASS : ICGT - Am

POS	NO	TEAM / DRIVERS	CAR	TIME	ON	LAPS	GAP	DIFF	KPH
1	36	Walkenhorst Motorsport (DEU) Henry WALKENHORST (DEU) / Michael Von ROOYEN (ZAF) / Gennaro BONAFEDE (ZAF)	BMW M6 GT3	1:45.968	27	36			153.62
2	40	SPS Automotive Performance (DEU) Valentin PIERBURG (DEU) / Tim Torsten MÜLLER (DEU) / Miguel RAMOS (PRT)	Mercedes-AMG GT3	1:50.486	6	19	4.518	4.518	147.34
3	09	Team Perfect Circle (ZAF) Franco SCRIBANTE (ZAF) / Silvio SCRIBANTE (ZAF) / Andre BEZUIDENHOUT (ZAF)	Porsche 997 GT3 R	2:04.267	13	23	18.299	13.781	131.00

#### CLASS : ICGT - ProAm

POS	NO	TEAM / DRIVERS	CAR	TIME	ON	LAPS	GAP	DIFF	KPH
1	188	Garage 59 (GBR) Alex WEST (SWE) / Chris GOODWIN (GBR) / Côme LEDOGAR (FRA)	Aston Martin Vantage AMR GT3	1:46.965	33	36			152.19
2	43	Strakka Racing (GBR) Christina NIELSEN (DNK) / Adrian Henry D'SILVA (MYS) / Dominik BAUMANN (AUT)	Mercedes-AMG GT3	1:48.323	14	21	1.358	1.358	150.28

#### CLASS : ICGT - Silver

POS	NO	TEAM / DRIVERS	CAR	TIME	ON	LAPS	GAP	DIFF	KPH
1	9	Lechner Racing (AUT) Saul HACK (ZAF) / Lars KERN (DEU) / Dylan PEREIRA (LUX)	Porsche 911 GT3 R	1:43.925	8	25			156.64
2	6	Black Falcon (DEU) Hubert HAUPT (DEU) / Patrick ASSENHEIMER (DEU) / Sergei AFANASIEV (RUS)	Mercedes-AMG GT3	1:44.162	8	34	0.237	0.237	156.28
3	22	WTM Racing powered by Rinaldi (DEU) Leonard WEISS (DEU) / Jochen KRUMBACH (DEU) / David PEREL (ZAF)	Ferrari 488 GT3	1:45.495	20	27	1.570	1.333	154.31

Kyalami Grand Prix Circuit

Circuit Length = 4.522 km

Start: 18:00 Flag 19:30 End: 19:34

Weather / Track : Showers / Changeable

These results are provisional until the conclusion of any judicial and technical matters.

Race Director :	Timekeeper :
-----------------	--------------

## Kyalami 9 Hours

### FREE PRACTICE - NIGHT SESSION - CLASSIFICATION BY CLASS

CLASS : ICGT - Nat

POS	NO	TEAM / DRIVERS	CAR	TIME	ON	LAPS	GAP	DIFF	KPH
1	17	Pablo Clark Racing (ZAF) Kishoor PITAMBER (ZAF) / Leonard Charles THOMPSON (ZAF) / Michael STEPHEN (ZAF)	Ferrari 458 Italia GT3	1:46.628	16	29			152.67
2	13	Stradale Motorsport (ZAF) Charl ARANGIES (ZAF) / Craig JARVIS (ZAF) / Dawie JOUBERT (ZAF)	Lamborghini Huracan GT3 2019	2:04.397	5	5	17.769	17.769	130.86

Weather / Track : Showers / Changeable

These results are provisional until the conclusion of any judicial and technical matters.

Kyalami Grand Prix Circuit

Circuit Length = 4.522 km

Start: 18:00 Flag 19:30 End: 19:34

Race Director :

Timekeeper :

# Kyalami 9 Hours

## FREE PRACTICE - NIGHT SESSION - BEST SECTORS

SECTOR 1			SECTOR 2			SECTOR 3			IDEAL / BEST COMPARISON						
POS	NO	NAME	TIME	NO	NAME	TIME	NO	NAME	TIME	POS	NO	NAME	IDEAL	BEST	DIFF
													<b>PERFECT LAP</b>	<b>1:42.604</b>	
1	42	BMW Team Schnitz	32.312	20	GPX Racing	40.849	29	Audi Sport Team La	29.443	1	42	BMW Team Schnitzer	1:42.885	1:42.942	0.057
2	20	GPX Racing	32.330	31	Frikadelli Racing Te	40.876	25	Audi Sport Team WI	29.530	2	29	Audi Sport Team Lanc	1:42.895	1:43.123	0.228
3	107	Bentley Team M-Sp	32.440	25	Audi Sport Team WI	40.947	9	Lechner Racing	29.569	3	20	GPX Racing	1:42.989	1:43.162	0.173
4	29	Audi Sport Team La	32.458	42	BMW Team Schnitz	40.976	31	Frikadelli Racing Te	29.587	4	31	Frikadelli Racing Tear	1:43.004	1:43.172	0.168
5	30	Honda Team Motul	32.506	29	Audi Sport Team La	40.994	42	BMW Team Schnitz	29.597	5	25	Audi Sport Team WRT	1:43.158	1:43.284	0.126
6	12	Dinamic Motorsport	32.507	10	Mercedes-AMG Tea	41.034	34	Walkenhorst Motors	29.618	6	12	Dinamic Motorsport	1:43.292	1:43.513	0.221
7	18	KCMG	32.515	9	Lechner Racing	41.130	12	Dinamic Motorsport	29.625	7	34	Walkenhorst Motorspc	1:43.411	1:43.618	0.207
8	35	KCMG	32.536	12	Dinamic Motorsport	41.160	35	KCMG	29.655	8	9	Lechner Racing	1:43.412	1:43.925	0.513
9	31	Frikadelli Racing Te	32.541	34	Walkenhorst Motors	41.251	30	Honda Team Motul	29.800	9	10	Mercedes-AMG Team	1:43.536	1:44.450	0.914
10	34	Walkenhorst Motors	32.542	107	Bentley Team M-Sp	41.339	10	Mercedes-AMG Tea	29.807	10	35	KCMG	1:43.592	1:43.764	0.172
11	6	Black Falcon	32.564	35	KCMG	41.401	20	GPX Racing	29.810	11	107	Bentley Team M-Spor	1:43.613	1:43.858	0.245
12	108	Bentley Team M-Sp	32.617	30	Honda Team Motul	41.461	107	Bentley Team M-Sp	29.834	12	30	Honda Team Motul	1:43.767	1:44.264	0.497
13	76	R-Motorsport	32.671	6	Black Falcon	41.479	62	R-Motorsport	29.911	13	18	KCMG	1:43.987	1:44.127	0.140
14	25	Audi Sport Team WI	32.681	108	Bentley Team M-Sp	41.486	108	Bentley Team M-Sp	29.926	14	108	Bentley Team M-Spor	1:44.029	1:44.611	0.582
15	10	Mercedes-AMG Tea	32.695	18	KCMG	41.524	18	KCMG	29.948	15	6	Black Falcon	1:44.119	1:44.162	0.043
16	9	Lechner Racing	32.713	76	R-Motorsport	41.694	76	R-Motorsport	30.018	16	76	R-Motorsport	1:44.383	1:44.736	0.353
17	62	R-Motorsport	32.932	62	R-Motorsport	41.763	6	Black Falcon	30.076	17	62	R-Motorsport	1:44.606	1:44.789	0.183
18	22	WTM Racing power	33.022	22	WTM Racing power	42.088	22	WTM Racing power	30.080	18	22	WTM Racing powered	1:45.190	1:45.495	0.305
19	36	Walkenhorst Motors	33.069	36	Walkenhorst Motors	42.318	36	Walkenhorst Motors	30.429	19	36	Walkenhorst Motorspc	1:45.816	1:45.968	0.152
20	17	Pablo Clark Racing	33.281	188	Garage 59	42.509	17	Pablo Clark Racing	30.810	20	17	Pablo Clark Racing	1:46.628	1:46.628	0.000
21	188	Garage 59	33.517	17	Pablo Clark Racing	42.537	188	Garage 59	30.911	21	188	Garage 59	1:46.937	1:46.965	0.028
22	40	SPS Automotive Per	33.946	43	Strakka Racing	42.651	43	Strakka Racing	31.259	22	43	Strakka Racing	1:48.022	1:48.323	0.301
23	43	Strakka Racing	34.112	40	SPS Automotive Per	43.381	40	SPS Automotive Per	31.543	23	40	SPS Automotive Perf	1:48.870	1:50.486	1.616
24	44	Mercedes-AMG Tea	35.266	44	Mercedes-AMG Tea	45.625	44	Mercedes-AMG Tea	33.523	24	44	Mercedes-AMG Team	1:54.414	1:54.470	0.056
25	911	KUS Team 75 Bernl	35.649	911	KUS Team 75 Bernl	46.231	911	KUS Team 75 Bernl	33.709	25	911	KUS Team 75 Bernha	1:55.589	1:55.589	0.000
26	09	Team Perfect Circle	37.216	13	Stradale Motorsport	49.780	09	Team Perfect Circle	35.821	26	09	Team Perfect Circle	2:03.786	2:04.267	0.481
27	13	Stradale Motorsport	38.226	09	Team Perfect Circle	50.749	13	Stradale Motorsport	36.163	27	13	Stradale Motorsport	2:04.169	2:04.397	0.228

Weather / Track : Showers / Changeable

Kyalami Grand Prix Circuit

Circuit Length = 4.522 km

Start: 18:00 Flag 19:30 End: 19:34

Results can be found at [www.tsl-timing.com](http://www.tsl-timing.com)

Printed - 19:35 Thursday, 21 November 2019



## Kyalami 9 Hours

### FREE PRACTICE - NIGHT SESSION - BEST SPEEDS

POS	NO	NAME	VMAX	KPH
1	108	Bentley Team M-Sport		241.6
2	42	BMW Team Schnitzer		240.5
3	107	Bentley Team M-Sport		239.4
4	30	Honda Team Motul		238.9
5	76	R-Motorsport		238.4
6	34	Walkenhorst Motorsport		237.8
7	62	R-Motorsport		236.8
8	20	GPX Racing		236.3
9	35	KCMG		236.3
10	12	Dinamic Motorsport		235.8
11	18	KCMG		235.8
12	31	Frikadelli Racing Team		235.2
13	17	Pablo Clark Racing		235.2
14	188	Garage 59		235.2
15	6	Black Falcon		234.7
16	36	Walkenhorst Motorsport		234.7
17	9	Lechner Racing		234.2
18	10	Mercedes-AMG Team SPS Automotive Performance		234.2
19	25	Audi Sport Team WRT		233.2
20	40	SPS Automotive Performance		233.2
21	29	Audi Sport Team Land		232.7
22	22	WTM Racing powered by Rinaldi		232.2
23	43	Strakka Racing		231.2
24	911	KUS Team 75 Bernhard		229.7
25	44	Mercedes-AMG Team Strakka Racing		229.2
26	09	Team Perfect Circle		226.4
27	13	Stradale Motorsport		216.4

Weather / Track : Showers / Changeable

Results can be found at [www.tsl-timing.com](http://www.tsl-timing.com)

Kyalami Grand Prix Circuit  
Circuit Length = 4.522 km  
Start: 18:00 Flag 19:30 End: 19:34

Printed - 19:35 Thursday, 21 November 2019

# Kyalami 9 Hours

## FREE PRACTICE - NIGHT SESSION - DRIVER STATISTICS

POS	NO	CL	PIC	TEAM / DRIVERS	CAR	LAPS	RACE TIME	%	BEST	ON	KPH
1	42	Pro	1	BMW Team Schnitzer (DEU)	BMW M6 GT3	29	<b>57:30.604</b>				
				Martin TOMCZYK (DEU)		12	22:35.564	39.28	1:44.750	15	155.41
				Sheldon VAN DER LINDE (ZAF)		6	12:10.700	21.18	1:42.942	3	158.13
				Augusto FARFUS (BRA)		11	23:05.343	40.15	1:44.791	21	155.34
2	29	Pro	2	Audi Sport Team Land (DEU)	Audi R8 LMS GT3 2019	26	<b>1:22:14.546</b>				
				Markus WINKELHOCK (DEU)		6	18:22.689	22.35	1:56.295	25	139.98
				Christopher MIES (DEU)		5	23:29.178	28.56	1:51.381	19	146.15
				Christopher HAASE (DEU)		15	31:57.691	38.86	1:43.123	13	157.86
3	20	Pro	3	GPX Racing (UAE)	Porsche 911 GT3 R	35	<b>1:14:42.294</b>				
				Michael CHRISTENSEN (DNK)		20	42:05.721	56.35	1:43.162	4	157.80
				Kevin ESTRE (FRA)		7	14:25.594	19.31	1:44.804	7	155.32
				Richard LIETZ (AUT)		8	18:10.979	24.34	1:45.451	10	154.37
4	31	Pro	4	Frikadelli Racing Team (DEU)	Porsche 911 GT3 R	28	<b>1:30:51.493</b>				
				Mathieu JAMINET (FRA)		9	25:02.794	27.57	1:54.317	23	142.40
				Dennis OLSEN (NOR)		7	36:19.150	39.97	1:44.466	17	155.83
				Nick TANDY (GBR)		12	27:58.517	30.79	1:43.172	13	157.78
5	25	Pro	5	Audi Sport Team WRT (BEL)	Audi R8 LMS GT3 2019	40	<b>1:30:00.524</b>				
				Dries VANTHOOR (BEL)		8	20:39.031	22.94	1:43.284	30	157.61
				Kelvin VAN DER LINDE (ZAF)		18	38:58.612	43.30	1:44.091	12	156.39
				Frederic VERVISCH (BEL)		14	28:25.110	31.57	1:44.205	26	156.22
6	12	Pro	6	Dinamic Motorsport (ITA)	Porsche 911 GT3 R	34	<b>1:04:38.297</b>				
				Laurens VANTHOOR (BEL)		18	33:00.201	51.06	1:43.513	11	157.26
				Earl BAMBER (NZL)		4	9:48.184	15.17	1:54.021	34	142.77
				Matt CAMPBELL (AUS)		12	22:35.718	34.96	1:43.588	29	157.15
7	34	Pro	7	Walkenhorst Motorsport (DEU)	BMW M6 GT3	33	<b>1:11:51.845</b>				
				Christian KROGNES (NOR)		7	17:04.982	23.77	1:57.823	29	138.16
				Mikkel JENSEN (DNK)		9	21:52.422	30.44	1:43.618	24	157.10
				Nicky CATSBURG (NDL)		17	31:45.800	44.20	1:43.697	4	156.98
8	35	Pro	8	KCMG (HKG)	Nissan GT-R NISMO GT3	33	<b>1:29:55.984</b>				
				Joao Paulo de OLIVEIRA (BRA)		10	19:57.391	22.19	1:55.218	28	141.29
				Katsumasa CHIYO (JPN)		12	31:10.493	34.66	1:45.482	21	154.33
				Joshua BURDON (AUS)		11	29:28.190	32.77	1:43.764	16	156.88
9	107	Pro	9	Bentley Team M-Sport (GBR)	Bentley Continental GT3	35	<b>1:30:42.129</b>				
				Jules GOUNON (FRA)		10	19:13.392	21.19	1:45.972	28	153.61
				Maxime SOULET (BEL)		9	18:37.067	20.53	1:44.492	20	155.79
				Jordan PEPPER (ZAF)		16	29:22.161	32.38	1:43.858	13	156.74
10	9	Silver	1	Lechner Racing (AUT)	Porsche 911 GT3 R	25	<b>1:10:11.107</b>				
				Saul HACK (ZAF)		12	24:40.689	35.16	1:46.657	18	152.63
				Lars KERN (DEU)		1	4:04.672	5.81		0	
				Dylan PEREIRA (LUX)		12	24:34.703	35.02	1:43.925	8	156.64
11	18	Pro	10	KCMG (HKG)	Nissan GT-R NISMO GT3	36	<b>1:30:48.413</b>				
				Alexandre IMPERATORI (CHE)		6	14:24.645	15.87	1:58.101	36	137.84
				Edoardo LIBERATI (ITA)		11	28:39.566	31.56	1:59.143	31	136.63
				Oliver JARVIS (GBR)		19	39:03.537	43.01	1:44.127	27	156.33
12	6	Silver	2	Black Falcon (DEU)	Mercedes-AMG GT3	34	<b>1:17:45.719</b>				
				Hubert HAUPT (DEU)		9	18:00.158	23.15	1:47.020	17	152.11
				Patrick ASSENHEIMER (DEU)		9	19:14.891	24.75	1:48.854	23	149.55
				Sergei AFANASIEV (RUS)		16	34:52.217	44.84	1:44.162	8	156.28
13	30	Pro	11	Honda Team Motul (ITA)	Honda NSX GT3 2019	40	<b>1:31:30.622</b>				
				Marco BONANOMI (ITA)		15	28:10.342	30.79	1:45.109	17	154.87
				Bertrand BAGUETTE (BEL)		11	20:58.249	22.92	1:44.731	32	155.43
				Dane CAMERON (USA)		14	30:40.863	33.53	1:44.264	13	156.13
14	10	Pro	12	Mercedes-AMG Team SPS Automotive F	Mercedes-AMG GT3	35	<b>1:31:37.692</b>				
				Yelmer BUURMAN (NDL)		9	19:23.922	21.17	1:44.811	16	155.31
				Luca STOLZ (DEU)		13	24:26.606	26.68	1:44.450	29	155.85
				Maximilian GOETZ (DEU)		13	30:08.160	32.89	1:45.920	6	153.69

Kyalami Grand Prix Circuit

Circuit Length = 4.522 km

Start: 18:00 Flag 19:30 End: 19:34

Weather / Track : Showers / Changeable

# Kyalami 9 Hours

## FREE PRACTICE - NIGHT SESSION - DRIVER STATISTICS

POS	NO	CL	PIC	TEAM / DRIVERS	CAR	LAPS	RACE TIME	%	BEST	ON	KPH
15	108	Pro	13	Bentley Team M-Sport (GBR) Rodrigo BAPTISTA (BRA) Andy SOUCEK (ESP) Steven KANE (GBR)	Bentley Continental GT3	28	<b>1:29:59.415</b>				
						9	42:04.087	46.75	1:44.783	20	155.36
						8	19:42.293	21.90	1:44.611	11	155.61
						11	26:42.174	29.67	1:45.118	7	154.86
16	76	Pro	14	R-Motorsport (CHE) Maxime MARTIN (BEL) Enaam AHMED (GBR) Jake DENNIS (GBR)	Aston Martin Vantage AMR GT3	32	<b>1:19:00.194</b>				
						16	32:50.463	41.57	1:44.754	27	155.40
						8	21:41.662	27.46	1:47.421	15	151.54
						8	18:34.035	23.50	1:44.736	10	155.43
17	62	Pro	15	R-Motorsport (CHE) Ricky COLLARD (GBR) Hugo de SADELEER (CHE) Marvin KIRCHHOEFER (DEU)	Aston Martin Vantage AMR GT3	30	<b>1:20:39.742</b>				
						5	16:12.010	20.08	2:06.967	2	128.21
						16	35:55.578	44.54	1:44.789	15	155.35
						9	20:03.326	24.86	1:45.841	26	153.80
18	22	Silver	3	WTM Racing powered by Rinaldi (DEU) Leonard WEISS (DEU) Jochen KRUMBACH (DEU) David PEREL (ZAF)	Ferrari 488 GT3	27	<b>1:10:45.375</b>				
						5	15:48.667	22.35	1:52.326	12	144.92
						12	29:56.654	42.32	1:46.667	6	152.61
						10	20:32.639	29.03	1:45.495	20	154.31
19	36	Am	1	Walkenhorst Motorsport (DEU) Henry WALKENHORST (DEU) Michael Von ROOYEN (ZAF) Gennaro BONAFEDE (ZAF)	BMW M6 GT3	36	<b>1:21:04.326</b>				
						9	18:55.215	23.34	1:49.715	17	148.37
						17	38:47.348	47.85	1:47.249	7	151.78
						10	20:46.719	25.63	1:45.968	27	153.62
20	17	Nat	1	Pablo Clark Racing (ZAF) Kishoor PITAMBER (ZAF) Leonard Charles THOMPSON (ZAF) Michael STEPHEN (ZAF)	Ferrari 458 Italia GT3	29	<b>1:18:07.412</b>				
						9	25:43.795	32.93	2:02.279	6	133.13
						11	24:11.028	30.96	1:46.628	16	152.67
						9	20:26.836	26.17	1:48.396	25	150.18
21	188	ProAm	1	Garage 59 (GBR) Alex WEST (SWE) Chris GOODWIN (GBR) Côme LEDOGAR (FRA)	Aston Martin Vantage AMR GT3	36	<b>1:28:27.863</b>				
						20	38:44.869	43.80	1:48.420	8	150.14
						11	21:51.411	24.71	1:49.620	29	148.50
						5	12:10.201	13.76	1:46.965	33	152.19
22	43	ProAm	2	Strakka Racing (GBR) Christina NIELSEN (DNK) Adrian Henry D'SILVA (MYS) Dominik BAUMANN (AUT)	Mercedes-AMG GT3	21	<b>1:23:22.054</b>				
						15	42:30.428	50.99	1:48.323	14	150.28
						6	15:48.213	18.96		0	
						0	0.000	0.00		0	
23	40	Am	2	SPS Automotive Performance (DEU) Valentin PIERBURG (DEU) Tim Torsten MÜLLER (DEU) Miguel RAMOS (PRT)	Mercedes-AMG GT3	19	<b>1:04:40.835</b>				
						9	22:42.379	35.11	1:50.486	6	147.34
						4	18:53.812	29.22	1:51.357	10	146.18
						6	21:41.215	33.53	2:03.271	13	132.06
24	44	Pro	16	Mercedes-AMG Team Strakka Racing (C Gary PAFFETT (GBR) Lewis WILLIAMSON (GBR) Tristan VAUTIER (FRA)	Mercedes-AMG GT3	25	<b>1:25:12.735</b>				
						10	24:46.754	29.08	1:58.024	18	137.93
						5	19:06.121	22.42	1:54.470	5	142.21
						10	36:27.023	42.78	1:58.057	24	137.89
25	911	Pro	17	KUS Team 75 Bernhard (DEU) Romain DUMAS (FRA) Dirk WERNER (DEU) Sven MUELLER (DEU)	Porsche 911 GT3 R	23	<b>1:29:55.018</b>				
						7	21:50.791	24.30	1:56.206	4	140.08
						8	48:34.384	54.02	1:55.589	1	140.83
						8	22:04.232	24.55	2:00.139	8	135.50
26	09	Am	3	Team Perfect Circle (ZAF) Franco SCRIBANTE (ZAF) Silvio SCRIBANTE (ZAF) Andre BEZUIDENHOUT (ZAF)	Porsche 997 GT3 R	23	<b>1:19:20.880</b>				
						7	21:45.282	27.42	2:08.871	2	126.32
						7	25:25.886	32.05	2:08.517	18	126.66
						9	26:27.533	33.35	2:04.267	13	131.00
27	13	Nat	2	Stradale Motorsport (ZAF) Charl ARANGIES (ZAF) Craig JARVIS (ZAF) Dawie JOUBERT (ZAF)	Lamborghini Huracan GT3 2019	5	<b>12:21.304</b>				
						5	10:41.816	86.58	2:04.397	5	130.86
						0	0.000	0.00		0	
						0	0.000	0.00		0	

Kyalami Grand Prix Circuit

Circuit Length = 4.522 km

Start: 18:00 Flag 19:30 End: 19:34

Weather / Track : Showers / Changeable

# Kyalami 9 Hours

## FREE PRACTICE - NIGHT SESSION - PIT STOP ANALYSIS

<b>P1</b>	<b>42 Pro</b>	<b>BMW Team Schnitzer</b>	<b>BMW M6 GT3</b>
D1: Martin TOMCZYK	Total Stint: 12 Laps - 22:35.564 (39.28%)		Best Lap: 1:44.750 On Lap 15 @ 155.41 kph
D2: Sheldon VAN DER LINDE	Total Stint: 6 Laps - 12:10.700 (21.18%)		Best Lap: 1:42.942 On Lap 3 @ 158.13 kph
D3: Augusto FARFUS	Total Stint: 11 Laps - 23:05.343 (40.15%)		Best Lap: 1:44.791 On Lap 21 @ 155.34 kph

STOP	IN TIME	DRIVER IN	STINT TIME	STOP TIME	TOTAL STOP TIME	OUT TIME	DRIVER OUT
1 -	18:36:49.320	Sheldon VAN DER LINDE	10:33.819	1:36.881	1:36.881	18:38:26.201	Martin TOMCZYK
2 -	18:59:31.477	Martin TOMCZYK	21:05.276	1:30.288	3:07.169	19:01:01.765	Augusto FARFUS
3 -	19:12:20.712	Augusto FARFUS	11:18.947	1:30.989	4:38.158	19:13:51.701	Augusto FARFUS
4 -	19:25:38.097	Augusto FARFUS					

<b>P2</b>	<b>29 Pro</b>	<b>Audi Sport Team Land</b>	<b>Audi R8 LMS GT3 2019</b>
D1: Markus WINKELHOCK	Total Stint: 6 Laps - 18:22.689 (22.35%)		Best Lap: 1:56.295 On Lap 25 @ 139.98 kph
D2: Christopher MIES	Total Stint: 5 Laps - 23:29.178 (28.56%)		Best Lap: 1:51.381 On Lap 19 @ 146.15 kph
D3: Christopher HAASE	Total Stint: 15 Laps - 31:57.691 (38.86%)		Best Lap: 1:43.123 On Lap 13 @ 157.86 kph

STOP	IN TIME	DRIVER IN	STINT TIME	STOP TIME	TOTAL STOP TIME	OUT TIME	DRIVER OUT
1 -	18:04:41.093	Christopher HAASE	3:47.557	1:26.771	1:26.771	18:06:07.864	Markus WINKELHOCK
2 -	18:08:03.695	Markus WINKELHOCK	1:55.831	1:24.279	2:51.050	18:09:27.974	Christopher MIES
3 -	18:13:10.311	Christopher MIES	3:42.337	2:40.992	5:32.042	18:15:51.303	Christopher HAASE
4 -	18:17:40.305	Christopher HAASE	1:49.002	1:29.859	7:01.901	18:19:10.164	Christopher HAASE
5 -	18:21:03.387	Christopher HAASE	1:53.223	1:40.582	8:42.483	18:22:43.969	Christopher HAASE
6 -	18:24:31.909	Christopher HAASE	1:47.940	1:28.838	10:11.321	18:26:00.747	Christopher HAASE
7 -	18:27:52.241	Christopher HAASE	1:51.494	1:31.421	11:42.742	18:29:23.662	Christopher HAASE
8 -	18:31:15.802	Christopher HAASE	1:52.140	55.628	12:38.370	18:32:11.430	Christopher HAASE
9 -	18:40:51.415	Christopher HAASE	8:39.985	1:31.151	14:09.521	18:42:22.566	Markus WINKELHOCK
10 -	18:45:59.473	Markus WINKELHOCK	3:36.907	4:03.790	18:13.311	18:50:03.263	Christopher MIES
11 -	18:55:36.550	Christopher MIES	5:33.287	9:36.104	27:49.415	19:05:12.654	Christopher HAASE
12 -	19:07:06.164	Christopher HAASE	1:53.510	3:16.724	31:06.139	19:10:22.888	Christopher HAASE
13 -	19:14:16.049	Christopher HAASE	3:53.161	1:31.757	32:37.896	19:15:47.806	Markus WINKELHOCK
14 -	19:21:38.541	Markus WINKELHOCK	5:50.735	1:31.147	34:09.043	19:23:09.688	Christopher MIES
15 -	19:25:06.146	Christopher MIES					

<b>P3</b>	<b>20 Pro</b>	<b>GPX Racing</b>	<b>Porsche 911 GT3 R</b>
D1: Michael CHRISTENSEN	Total Stint: 20 Laps - 42:05.721 (56.35%)		Best Lap: 1:43.162 On Lap 4 @ 157.80 kph
D2: Kevin ESTRE	Total Stint: 7 Laps - 14:25.594 (19.31%)		Best Lap: 1:44.804 On Lap 7 @ 155.32 kph
D3: Richard LIETZ	Total Stint: 8 Laps - 18:10.979 (24.34%)		Best Lap: 1:45.451 On Lap 10 @ 154.37 kph

STOP	IN TIME	DRIVER IN	STINT TIME	STOP TIME	TOTAL STOP TIME	OUT TIME	DRIVER OUT
1 -	18:26:04.066	Michael CHRISTENSEN	8:55.924	3:45.296	3:45.296	18:29:49.362	Kevin ESTRE
2 -	18:35:02.748	Kevin ESTRE	5:13.386	1:10.165	4:55.461	18:36:12.913	Richard LIETZ
3 -	18:41:37.235	Richard LIETZ	5:24.322	1:30.402	6:25.863	18:43:07.637	Michael CHRISTENSEN
4 -	19:09:41.639	Michael CHRISTENSEN	26:34.002	2:50.499	9:16.362	19:12:32.138	Richard LIETZ
5 -	19:22:17.825	Richard LIETZ	9:45.687	1:30.568	10:46.930	19:23:48.393	Kevin ESTRE
-	Finish	Kevin ESTRE	8:02.043				

<b>P4</b>	<b>31 Pro</b>	<b>Frikadelli Racing Team</b>	<b>Porsche 911 GT3 R</b>
D1: Mathieu JAMINET	Total Stint: 9 Laps - 25:02.794 (27.57%)		Best Lap: 1:54.317 On Lap 23 @ 142.40 kph
D2: Dennis OLSEN	Total Stint: 7 Laps - 36:19.150 (39.97%)		Best Lap: 1:44.466 On Lap 17 @ 155.83 kph
D3: Nick TANDY	Total Stint: 12 Laps - 27:58.517 (30.79%)		Best Lap: 1:43.172 On Lap 13 @ 157.78 kph

STOP	IN TIME	DRIVER IN	STINT TIME	STOP TIME	TOTAL STOP TIME	OUT TIME	DRIVER OUT
1 -	18:06:12.803	Nick TANDY	5:37.365	1:36.263	1:36.263	18:07:49.066	Dennis OLSEN
2 -	18:13:32.571	Dennis OLSEN	5:43.505	1:43.168	3:19.431	18:15:15.739	Mathieu JAMINET
3 -	18:21:04.685	Mathieu JAMINET	5:48.946	6:13.027	9:32.458	18:27:17.712	Nick TANDY
4 -	18:37:42.406	Nick TANDY	10:24.694	4:13.046	13:45.504	18:41:55.452	Dennis OLSEN
5 -	18:48:56.476	Dennis OLSEN	7:01.024	21:51.453	35:36.957	19:10:47.929	Mathieu JAMINET
6 -	19:12:46.553	Mathieu JAMINET	1:58.624	1:31.032	37:07.989	19:14:17.585	Mathieu JAMINET
7 -	19:23:56.084	Mathieu JAMINET	9:38.499	1:23.698	38:31.687	19:25:19.782	Nick TANDY
-	Finish	Nick TANDY	6:07.149				

<b>P5</b>	<b>25 Pro</b>	<b>Audi Sport Team WRT</b>	<b>Audi R8 LMS GT3 2019</b>
D1: Dries VANTHOOR	Total Stint: 8 Laps - 20:39.031 (22.94%)		Best Lap: 1:43.284 On Lap 30 @ 157.61 kph
D2: Kelvin VAN DER LINDE	Total Stint: 18 Laps - 38:58.612 (43.3%)		Best Lap: 1:44.091 On Lap 12 @ 156.39 kph
D3: Frederic VERVISCH	Total Stint: 14 Laps - 28:25.110 (31.57%)		Best Lap: 1:44.205 On Lap 26 @ 156.22 kph

STOP	IN TIME	DRIVER IN	STINT TIME	STOP TIME	TOTAL STOP TIME	OUT TIME	DRIVER OUT
1 -	18:06:11.133	Kelvin VAN DER LINDE	5:53.892	1:25.315	1:25.315	18:07:36.448	Frederic VERVISCH

Weather / Track : Showers / Changeable

Results can be found at [www.tsl-timing.com](http://www.tsl-timing.com)

Page 1 of 7

Kyalami Grand Prix Circuit  
Circuit Length = 4.522 km  
Start: 18:00 Flag 19:30 End: 19:34  
Printed - 19:50 Thursday, 21 November 2019

## Kyalami 9 Hours

### FREE PRACTICE - NIGHT SESSION - PIT STOP ANALYSIS

2 -	18:13:14.562	Frederic VERVISCH	5:38.114	1:26.604	2:51.919	18:14:41.166	Dries VANTHOOR
3 -	18:20:27.197	Dries VANTHOOR	5:46.031	1:53.121	4:45.040	18:22:20.318	Kelvin VAN DER LINDE
4 -	18:34:55.463	Kelvin VAN DER LINDE	12:35.145	3:23.302	8:08.342	18:38:18.765	Frederic VERVISCH
5 -	18:57:41.546	Frederic VERVISCH	19:22.781	1:57.611	10:05.953	18:59:39.157	Dries VANTHOOR
6 -	19:08:32.700	Dries VANTHOOR	8:53.543	4:06.336	14:12.289	19:12:39.036	Kelvin VAN DER LINDE
7 -	19:18:27.732	Kelvin VAN DER LINDE	5:48.696	1:57.771	16:10.060	19:20:25.503	Kelvin VAN DER LINDE
-	Finish	Kelvin VAN DER LINDE	9:52.262				

<b>P6</b>	<b>12 Pro</b>	<b>Dinamic Motorsport</b>	<b>Porsche 911 GT3 R</b>				
D1: Laurens VANTHOOR		Total Stint: 18 Laps - 33:00.201 (51.06%)	Best Lap: 1:43.513 On Lap 11 @ 157.26 kph				
D2: Earl BAMBER		Total Stint: 4 Laps - 9:48.184 (15.17%)	Best Lap: 1:54.021 On Lap 34 @ 142.77 kph				
D3: Matt CAMPBELL		Total Stint: 12 Laps - 22:35.718 (34.96%)	Best Lap: 1:43.588 On Lap 29 @ 157.15 kph				

STOP	IN TIME	DRIVER IN	STINT TIME	STOP TIME	TOTAL STOP TIME	OUT TIME	DRIVER OUT
1 -	18:45:35.642	Laurens VANTHOOR	31:33.857	1:26.344	1:26.344	18:47:01.986	Matt CAMPBELL
2 -	19:08:11.544	Matt CAMPBELL	21:09.558	1:26.160	2:52.504	19:09:37.704	Earl BAMBER
3 -	19:11:47.214	Earl BAMBER	2:09.510	1:00.040	3:52.544	19:12:47.254	Earl BAMBER
4 -	19:20:25.928	Earl BAMBER					

<b>P7</b>	<b>34 Pro</b>	<b>Walkenhorst Motorsport</b>	<b>BMW M6 GT3</b>				
D1: Christian KROGNES		Total Stint: 7 Laps - 17:04.982 (23.77%)	Best Lap: 1:57.823 On Lap 29 @ 138.16 kph				
D2: Mikkel JENSEN		Total Stint: 9 Laps - 21:52.422 (30.44%)	Best Lap: 1:43.618 On Lap 24 @ 157.10 kph				
D3: Nicky CATSBURG		Total Stint: 17 Laps - 31:45.800 (44.2%)	Best Lap: 1:43.697 On Lap 4 @ 156.98 kph				

STOP	IN TIME	DRIVER IN	STINT TIME	STOP TIME	TOTAL STOP TIME	OUT TIME	DRIVER OUT
1 -	18:37:33.512	Nicky CATSBURG	19:21.870	2:35.831	2:35.831	18:40:09.343	Nicky CATSBURG
2 -	18:50:40.282	Nicky CATSBURG	10:30.939	1:52.991	4:28.822	18:52:33.273	Mikkel JENSEN
3 -	19:08:26.658	Mikkel JENSEN	15:53.385	5:59.037	10:27.859	19:14:25.695	Christian KROGNES
4 -	19:22:19.251	Christian KROGNES	7:53.556	1:25.693	11:53.552	19:23:44.944	Christian KROGNES
5 -	19:29:42.440	Christian KROGNES	5:57.496	22.661	12:16.213	19:30:05.101	Christian KROGNES

<b>P8</b>	<b>35 Pro</b>	<b>KCMG</b>	<b>Nissan GT-R NISMO GT3</b>				
D1: Joao Paulo de OLIVEIRA		Total Stint: 10 Laps - 19:57.391 (22.19%)	Best Lap: 1:55.218 On Lap 28 @ 141.29 kph				
D2: Katsumasa CHIYO		Total Stint: 12 Laps - 31:10.493 (34.66%)	Best Lap: 1:45.482 On Lap 21 @ 154.33 kph				
D3: Joshua BURDON		Total Stint: 11 Laps - 29:28.190 (32.77%)	Best Lap: 1:43.764 On Lap 16 @ 156.88 kph				

STOP	IN TIME	DRIVER IN	STINT TIME	STOP TIME	TOTAL STOP TIME	OUT TIME	DRIVER OUT
1 -	18:02:35.092	Joshua BURDON	2:04.916	1:29.633	1:29.633	18:04:04.725	Joshua BURDON
2 -	18:06:04.867	Joshua BURDON	2:00.142	4:01.631	5:31.264	18:10:06.498	Katsumasa CHIYO
3 -	18:12:13.932	Katsumasa CHIYO	2:07.434	1:29.997	7:01.261	18:13:43.929	Katsumasa CHIYO
4 -	18:15:37.666	Katsumasa CHIYO	1:53.737	1:29.235	8:30.496	18:17:06.901	Katsumasa CHIYO
5 -	18:19:31.054	Katsumasa CHIYO	2:24.153	1:29.596	10:00.092	18:21:00.650	Joshua BURDON
6 -	18:23:11.563	Joshua BURDON	2:10.913	1:30.520	11:30.612	18:24:42.083	Katsumasa CHIYO
7 -	18:26:40.716	Katsumasa CHIYO	1:58.633	1:46.932	13:17.544	18:28:27.648	Katsumasa CHIYO
8 -	18:30:39.180	Katsumasa CHIYO	2:11.532	1:33.746	14:51.290	18:32:12.926	Katsumasa CHIYO
9 -	18:34:15.000	Katsumasa CHIYO	2:02.074	1:31.010	16:22.300	18:35:46.010	Joshua BURDON
10 -	18:37:50.240	Joshua BURDON	2:04.230	1:30.986	17:53.286	18:39:21.226	Katsumasa CHIYO
11 -	18:41:12.810	Katsumasa CHIYO	1:51.584	1:30.367	19:23.653	18:42:43.177	Katsumasa CHIYO
12 -	18:44:42.592	Katsumasa CHIYO	1:59.415	2:42.704	22:06.357	18:47:25.296	Joshua BURDON
13 -	18:59:56.652	Joshua BURDON	12:31.356	1:33.496	23:39.853	19:01:30.148	Katsumasa CHIYO
14 -	19:08:51.437	Katsumasa CHIYO	7:21.289	1:37.332	25:17.185	19:10:28.769	Joao Paulo de OLIVEIRA
-	Finish	Joao Paulo de OLIVEIRA	19:57.391				

<b>P9</b>	<b>107 Pro</b>	<b>Bentley Team M-Sport</b>	<b>Bentley Continental GT3</b>				
D1: Jules GOUNON		Total Stint: 10 Laps - 19:13.392 (21.19%)	Best Lap: 1:45.972 On Lap 28 @ 153.61 kph				
D2: Maxime SOULET		Total Stint: 9 Laps - 18:37.067 (20.53%)	Best Lap: 1:44.492 On Lap 20 @ 155.79 kph				
D3: Jordan PEPPER		Total Stint: 16 Laps - 29:22.161 (32.38%)	Best Lap: 1:43.858 On Lap 13 @ 156.74 kph				

STOP	IN TIME	DRIVER IN	STINT TIME	STOP TIME	TOTAL STOP TIME	OUT TIME	DRIVER OUT
1 -	18:19:51.624	Jordan PEPPER	19:36.030	5:07.292	5:07.292	18:24:58.916	Jordan PEPPER
2 -	18:33:43.437	Jordan PEPPER	8:44.521	1:01.610	6:08.902	18:34:45.047	Maxime SOULET
3 -	18:52:21.305	Maxime SOULET	17:36.258	1:00.809	7:09.711	18:53:22.114	Jules GOUNON
4 -	19:00:33.375	Jules GOUNON	7:11.261	10:49.304	17:59.015	19:11:22.679	Jules GOUNON
5 -	19:17:16.145	Jules GOUNON	5:53.466	7:32.913	25:31.928	19:24:49.058	Jules GOUNON
-	Finish	Jules GOUNON	6:08.665				

# Kyalami 9 Hours

## FREE PRACTICE - NIGHT SESSION - PIT STOP ANALYSIS

<b>P10</b>	<b>9 Silver</b>	<b>Lechner Racing</b>	<b>Porsche 911 GT3 R</b>				
D1: Saul HACK		Total Stint: 12 Laps - 24:40.689 (35.16%)	Best Lap: 1:46.657 On Lap 18 @ 152.63 kph				
D2: Lars KERN		Total Stint: 1 Laps - 4:04.672 (5.81%)					
D3: Dylan PEREIRA		Total Stint: 12 Laps - 24:34.703 (35.02%)	Best Lap: 1:43.925 On Lap 8 @ 156.64 kph				

STOP	IN TIME	DRIVER IN	STINT TIME	STOP TIME	TOTAL STOP TIME	OUT TIME	DRIVER OUT
1 -	18:15:09.360	Dylan PEREIRA	3:15.413	7:41.012	7:41.012	18:22:50.372	Dylan PEREIRA
2 -	18:40:47.285	Dylan PEREIRA	17:56.913	1:29.273	9:10.285	18:42:16.558	Dylan PEREIRA
3 -	18:44:01.812	Dylan PEREIRA	1:45.254	1:37.123	10:47.408	18:45:38.935	Saul HACK
4 -	18:51:21.868	Saul HACK	5:42.933	7:28.005	18:15.413	18:58:49.873	Saul HACK
5 -	19:08:03.174	Saul HACK	9:13.301	2:09.804	20:25.217	19:10:12.978	Saul HACK
6 -	19:18:25.772	Saul HACK	8:12.794	1:31.661	21:56.878	19:19:57.433	Lars KERN
7 -	19:24:02.105	Lars KERN					

<b>P11</b>	<b>18 Pro</b>	<b>KCMG</b>	<b>Nissan GT-R NISMO GT3</b>				
D1: Alexandre IMPERATORI		Total Stint: 6 Laps - 14:24.645 (15.87%)	Best Lap: 1:58.101 On Lap 36 @ 137.84 kph				
D2: Edoardo LIBERATI		Total Stint: 11 Laps - 28:39.566 (31.56%)	Best Lap: 1:59.143 On Lap 31 @ 136.63 kph				
D3: Oliver JARVIS		Total Stint: 19 Laps - 39:03.537 (43.01%)	Best Lap: 1:44.127 On Lap 27 @ 156.33 kph				

STOP	IN TIME	DRIVER IN	STINT TIME	STOP TIME	TOTAL STOP TIME	OUT TIME	DRIVER OUT
1 -	18:02:10.270	Oliver JARVIS	1:58.850	45.879	45.879	18:02:56.149	Oliver JARVIS
2 -	18:04:53.208	Oliver JARVIS	1:57.059	1:29.854	2:15.733	18:06:23.062	Edoardo LIBERATI
3 -	18:10:48.959	Edoardo LIBERATI	4:25.897	48.526	3:04.259	18:11:37.485	Edoardo LIBERATI
4 -	18:13:41.217	Edoardo LIBERATI	2:03.732	1:30.354	4:34.613	18:15:11.571	Edoardo LIBERATI
5 -	18:17:07.339	Edoardo LIBERATI	1:55.768	48.602	5:23.215	18:17:55.941	Edoardo LIBERATI
6 -	18:19:49.041	Edoardo LIBERATI	1:53.100	1:29.993	6:53.208	18:21:19.034	Oliver JARVIS
7 -	18:23:13.586	Oliver JARVIS	1:54.552	50.922	7:44.130	18:24:04.508	Oliver JARVIS
8 -	18:26:00.865	Oliver JARVIS	1:56.357	1:31.318	9:15.448	18:27:32.183	Edoardo LIBERATI
9 -	18:29:41.270	Edoardo LIBERATI	2:09.087	45.673	10:01.121	18:30:26.943	Edoardo LIBERATI
10 -	18:32:31.188	Edoardo LIBERATI	2:04.245	1:30.709	11:31.830	18:34:01.897	Alexandre IMPERATORI
11 -	18:36:01.900	Alexandre IMPERATORI	2:00.003	46.613	12:18.443	18:36:48.513	Alexandre IMPERATORI
12 -	18:38:49.799	Alexandre IMPERATORI	2:01.286	1:46.967	14:05.410	18:40:36.766	Oliver JARVIS
13 -	19:07:21.135	Oliver JARVIS	26:44.369	1:31.178	15:36.588	19:08:52.313	Edoardo LIBERATI
14 -	19:11:17.427	Edoardo LIBERATI	2:25.114	1:17.482	16:54.070	19:12:34.909	Edoardo LIBERATI
15 -	19:18:38.368	Edoardo LIBERATI	6:03.459	2:38.462	19:32.532	19:21:16.830	Alexandre IMPERATORI
16 -	19:23:44.775	Alexandre IMPERATORI	2:27.945	1:06.614	20:39.146	19:24:51.389	Alexandre IMPERATORI
-	Finish	Alexandre IMPERATOR	6:08.444				

<b>P12</b>	<b>6 Silver</b>	<b>Black Falcon</b>	<b>Mercedes-AMG GT3</b>				
D1: Hubert HAUPT		Total Stint: 9 Laps - 18:00.158 (23.15%)	Best Lap: 1:47.020 On Lap 17 @ 152.11 kph				
D2: Patrick ASSENHEIMER		Total Stint: 9 Laps - 19:14.891 (24.75%)	Best Lap: 1:48.854 On Lap 23 @ 149.55 kph				
D3: Sergei AFANASIEV		Total Stint: 16 Laps - 34:52.217 (44.84%)	Best Lap: 1:44.162 On Lap 8 @ 156.28 kph				

STOP	IN TIME	DRIVER IN	STINT TIME	STOP TIME	TOTAL STOP TIME	OUT TIME	DRIVER OUT
1 -	18:11:32.887	Sergei AFANASIEV	2:09.738	1:26.265	1:26.265	18:12:59.152	Sergei AFANASIEV
2 -	18:29:00.430	Sergei AFANASIEV	16:01.278	2:20.966	3:47.231	18:31:21.396	Hubert HAUPT
3 -	18:47:58.672	Hubert HAUPT	16:37.276	1:22.882	5:10.113	18:49:21.554	Patrick ASSENHEIMER
4 -	18:58:41.340	Patrick ASSENHEIMER	9:19.786	1:17.883	6:27.996	18:59:59.223	Patrick ASSENHEIMER
5 -	19:01:46.386	Patrick ASSENHEIMER	1:47.163	22.838	6:50.834	19:02:09.224	Patrick ASSENHEIMER
6 -	19:04:01.974	Patrick ASSENHEIMER	1:52.750	1:29.850	8:20.684	19:05:31.824	Patrick ASSENHEIMER
7 -	19:09:29.721	Patrick ASSENHEIMER	3:57.897	2:17.295	10:37.979	19:11:47.016	Sergei AFANASIEV
8 -	19:22:01.544	Sergei AFANASIEV	10:14.528	1:34.482	12:12.461	19:23:36.026	Sergei AFANASIEV
9 -	19:25:40.877	Sergei AFANASIEV	2:04.851	1:29.995	13:42.456	19:27:10.872	Sergei AFANASIEV
10 -	19:29:11.728	Sergei AFANASIEV					

<b>P13</b>	<b>30 Pro</b>	<b>Honda Team Motul</b>	<b>Honda NSX GT3 2019</b>				
D1: Marco BONANOMI		Total Stint: 15 Laps - 28:10.342 (30.79%)	Best Lap: 1:45.109 On Lap 17 @ 154.87 kph				
D2: Bertrand BAGUETTE		Total Stint: 11 Laps - 20:58.249 (22.92%)	Best Lap: 1:44.731 On Lap 32 @ 155.43 kph				
D3: Dane CAMERON		Total Stint: 14 Laps - 30:40.863 (33.53%)	Best Lap: 1:44.264 On Lap 13 @ 156.13 kph				

STOP	IN TIME	DRIVER IN	STINT TIME	STOP TIME	TOTAL STOP TIME	OUT TIME	DRIVER OUT
1 -	18:27:13.587	Dane CAMERON	29:13.628	3:34.987	3:34.987	18:30:48.574	Marco BONANOMI
2 -	18:57:28.574	Marco BONANOMI	26:40.000	1:30.342	5:05.329	18:58:58.916	Bertrand BAGUETTE
3 -	19:09:53.939	Bertrand BAGUETTE	10:55.023	9:20.233	14:25.562	19:19:14.172	Bertrand BAGUETTE
4 -	19:25:10.960	Bertrand BAGUETTE	5:56.788	2:20.935	16:46.497	19:27:31.895	Bertrand BAGUETTE
-	Finish	Bertrand BAGUETTE	4:06.438				

Weather / Track : Showers / Changeable

Kyalami Grand Prix Circuit

Circuit Length = 4.522 km

Start: 18:00 Flag 19:30 End: 19:34

# Kyalami 9 Hours

## FREE PRACTICE - NIGHT SESSION - PIT STOP ANALYSIS

<b>P14</b>	<b>10 Pro</b>	<b>Mercedes-AMG Team SPS Automotive F</b>	<b>Mercedes-AMG GT3</b>
D1: Yelmer BUURMAN	Total Stint: 9 Laps - 19:23.922 (21.17%)		Best Lap: 1:44.811 On Lap 16 @ 155.31 kph
D2: Luca STOLZ	Total Stint: 13 Laps - 24:26.606 (26.68%)		Best Lap: 1:44.450 On Lap 29 @ 155.85 kph
D3: Maximilian GOETZ	Total Stint: 13 Laps - 30:08.160 (32.89%)		Best Lap: 1:45.920 On Lap 6 @ 153.69 kph

STOP	IN TIME	DRIVER IN	STINT TIME	STOP TIME	TOTAL STOP TIME	OUT TIME	DRIVER OUT
1 -	18:15:01.239	Maximilian GOETZ	14:41.557	5:17.078	5:17.078	18:20:18.317	Yelmer BUURMAN
2 -	18:36:08.079	Yelmer BUURMAN	15:49.762	3:34.160	8:51.238	18:39:42.239	Luca STOLZ
3 -	18:54:00.690	Luca STOLZ	14:18.451	1:25.199	10:16.437	18:55:25.889	Luca STOLZ
4 -	19:04:08.241	Luca STOLZ	8:42.352	1:25.803	11:42.240	19:05:34.044	Maximilian GOETZ
5 -	19:09:25.896	Maximilian GOETZ	3:51.852	16:13.805	27:56.045	19:25:39.701	Maximilian GOETZ
-	Finish	Maximilian GOETZ	6:17.673				

<b>P15</b>	<b>108 Pro</b>	<b>Bentley Team M-Sport</b>	<b>Bentley Continental GT3</b>
D1: Rodrigo BAPTISTA	Total Stint: 9 Laps - 42:04.087 (46.75%)		Best Lap: 1:44.783 On Lap 20 @ 155.36 kph
D2: Andy SOUCEK	Total Stint: 8 Laps - 19:42.293 (21.9%)		Best Lap: 1:44.611 On Lap 11 @ 155.61 kph
D3: Steven KANE	Total Stint: 11 Laps - 26:42.174 (29.67%)		Best Lap: 1:45.118 On Lap 7 @ 154.86 kph

STOP	IN TIME	DRIVER IN	STINT TIME	STOP TIME	TOTAL STOP TIME	OUT TIME	DRIVER OUT
1 -	18:02:25.075	Steven KANE	1:58.690	1:30.861	1:30.861	18:03:55.936	Steven KANE
2 -	18:16:40.337	Steven KANE	12:44.401	2:40.895	4:11.756	18:19:21.232	Andy SOUCEK
3 -	18:31:51.210	Andy SOUCEK	12:29.978	1:18.370	5:30.126	18:33:09.580	Rodrigo BAPTISTA
4 -	18:45:50.238	Rodrigo BAPTISTA	12:40.658	24:50.357	30:20.483	19:10:40.595	Steven KANE
5 -	19:16:46.104	Steven KANE	6:05.509	3:12.679	33:33.162	19:19:58.783	Andy SOUCEK
6 -	19:21:56.192	Andy SOUCEK	1:57.409	3:56.536	37:29.698	19:25:52.728	Rodrigo BAPTISTA
-	Finish	Rodrigo BAPTISTA	4:33.072				

<b>P16</b>	<b>76 Pro</b>	<b>R-Motorsport</b>	<b>Aston Martin Vantage AMR GT3</b>
D1: Maxime MARTIN	Total Stint: 16 Laps - 32:50.463 (41.57%)		Best Lap: 1:44.754 On Lap 27 @ 155.40 kph
D2: Enaam AHMED	Total Stint: 8 Laps - 21:41.662 (27.46%)		Best Lap: 1:47.421 On Lap 15 @ 151.54 kph
D3: Jake DENNIS	Total Stint: 8 Laps - 18:34.035 (23.5%)		Best Lap: 1:44.736 On Lap 10 @ 155.43 kph

STOP	IN TIME	DRIVER IN	STINT TIME	STOP TIME	TOTAL STOP TIME	OUT TIME	DRIVER OUT
1 -	18:08:17.235	Enaam AHMED	8:08.578	1:44.747	1:44.747	18:10:01.982	Maxime MARTIN
2 -	18:17:28.407	Maxime MARTIN	7:26.425	1:30.138	3:14.885	18:18:58.545	Jake DENNIS
3 -	18:26:09.466	Jake DENNIS	7:10.921	1:24.427	4:39.312	18:27:33.893	Enaam AHMED
4 -	18:36:56.273	Enaam AHMED	9:22.380	2:25.957	7:05.269	18:39:22.230	Maxime MARTIN
5 -	18:46:28.928	Maxime MARTIN	7:06.698	3:22.369	10:27.638	18:49:51.297	Maxime MARTIN
6 -	18:55:18.299	Maxime MARTIN	5:27.002	1:53.725	12:21.363	18:57:12.024	Maxime MARTIN
7 -	19:00:44.432	Maxime MARTIN	3:32.408	1:44.382	14:05.745	19:02:28.814	Maxime MARTIN
8 -	19:07:46.715	Maxime MARTIN	5:17.901	2:29.891	16:35.636	19:10:16.606	Jake DENNIS
9 -	19:18:10.383	Jake DENNIS	7:53.777	1:00.056	17:35.692	19:19:10.439	Jake DENNIS
10 -	19:21:15.349	Jake DENNIS					

<b>P17</b>	<b>62 Pro</b>	<b>R-Motorsport</b>	<b>Aston Martin Vantage AMR GT3</b>
D1: Ricky COLLARD	Total Stint: 5 Laps - 16:12.010 (20.08%)		Best Lap: 2:06.967 On Lap 2 @ 128.21 kph
D2: Hugo de SADELEER	Total Stint: 16 Laps - 35:55.578 (44.54%)		Best Lap: 1:44.789 On Lap 15 @ 155.35 kph
D3: Marvin KIRCHHOEFER	Total Stint: 9 Laps - 20:03.326 (24.86%)		Best Lap: 1:45.841 On Lap 26 @ 153.80 kph

STOP	IN TIME	DRIVER IN	STINT TIME	STOP TIME	TOTAL STOP TIME	OUT TIME	DRIVER OUT
1 -	18:06:37.633	Ricky COLLARD	6:23.197	1:15.104	1:15.104	18:07:52.737	Hugo de SADELEER
2 -	18:13:52.944	Hugo de SADELEER	6:00.207	1:29.759	2:44.863	18:15:22.703	Marvin KIRCHHOEFER
3 -	18:21:28.705	Marvin KIRCHHOEFER	6:06.002	1:30.655	4:15.518	18:22:59.360	Hugo de SADELEER
4 -	18:46:47.770	Hugo de SADELEER	23:48.410	2:25.243	6:40.761	18:49:13.013	Ricky COLLARD
5 -	18:51:20.488	Ricky COLLARD	2:07.475	5:21.787	12:02.548	18:56:42.275	Ricky COLLARD
6 -	18:58:36.755	Ricky COLLARD	1:54.480	4:31.754	16:34.302	19:03:08.509	Marvin KIRCHHOEFER
7 -	19:08:42.721	Marvin KIRCHHOEFER	5:34.212	3:34.523	20:08.825	19:12:17.244	Marvin KIRCHHOEFER
8 -	19:14:22.678	Marvin KIRCHHOEFER	2:05.434	1:46.071	21:54.896	19:16:08.749	Marvin KIRCHHOEFER
9 -	19:19:56.771	Marvin KIRCHHOEFER	3:48.022	59.001	22:53.897	19:20:55.772	Hugo de SADELEER
10 -	19:23:07.731	Hugo de SADELEER					

<b>P18</b>	<b>22 Silver</b>	<b>WTM Racing powered by Rinaldi</b>	<b>Ferrari 488 GT3</b>
D1: Leonard WEISS	Total Stint: 5 Laps - 15:48.667 (22.35%)		Best Lap: 1:52.326 On Lap 12 @ 144.92 kph
D2: Jochen KRUMBACH	Total Stint: 12 Laps - 29:56.654 (42.32%)		Best Lap: 1:46.667 On Lap 6 @ 152.61 kph
D3: David PEREL	Total Stint: 10 Laps - 20:32.639 (29.03%)		Best Lap: 1:45.495 On Lap 20 @ 154.31 kph

STOP	IN TIME	DRIVER IN	STINT TIME	STOP TIME	TOTAL STOP TIME	OUT TIME	DRIVER OUT
1 -	18:25:58.898	Jochen KRUMBACH	14:56.330	3:31.505	3:31.505	18:29:30.403	Leonard WEISS

Weather / Track : Showers / Changeable

Kyalami Grand Prix Circuit

Circuit Length = 4.522 km

Start: 18:00 Flag 19:30 End: 19:34

# Kyalami 9 Hours

## FREE PRACTICE - NIGHT SESSION - PIT STOP ANALYSIS

2 -	18:39:09.166	Leonard WEISS	9:38.763	4:04.963	7:36.468	18:43:14.129	David PEREL
3 -	18:48:43.446	David PEREL	5:29.317	3:31.204	11:07.672	18:52:14.650	David PEREL
4 -	19:01:08.032	David PEREL	8:53.382	1:30.346	12:38.018	19:02:38.378	David PEREL
5 -	19:06:09.421	David PEREL	3:31.043	2:38.897	15:16.915	19:08:48.318	Jochen KRUMBACH
6 -	19:11:18.847	Jochen KRUMBACH	2:30.529	1:32.407	16:49.322	19:12:51.254	Jochen KRUMBACH
7 -	19:18:59.548	Jochen KRUMBACH	6:08.294	2:49.996	19:39.318	19:21:49.544	Leonard WEISS
8 -	19:23:54.485	Leonard WEISS					

<b>P19 36 Am</b>		<b>Walkenhorst Motorsport</b>	<b>BMW M6 GT3</b>				
D1: Henry WALKENHORST		Total Stint: 9 Laps - 18:55.215 (23.34%)	Best Lap: 1:49.715 On Lap 17 @ 148.37 kph				
D2: Michael Von ROOYEN		Total Stint: 17 Laps - 38:47.348 (47.85%)	Best Lap: 1:47.249 On Lap 7 @ 151.78 kph				
D3: Gennaro BONAFEDE		Total Stint: 10 Laps - 20:46.719 (25.63%)	Best Lap: 1:45.968 On Lap 27 @ 153.62 kph				

STOP	IN TIME	DRIVER IN	STINT TIME	STOP TIME	TOTAL STOP TIME	OUT TIME	DRIVER OUT
1 -	18:23:54.711	Michael Von ROOYEN	16:51.960	3:14.302	3:14.302	18:27:09.013	Henry WALKENHORST
2 -	18:44:09.597	Henry WALKENHORST	17:00.584	1:54.631	5:08.933	18:46:04.228	Gennaro BONAFEDE
3 -	19:04:00.240	Gennaro BONAFEDE	17:56.012	2:50.707	7:59.640	19:06:50.947	Michael Von ROOYEN
4 -	19:11:16.193	Michael Von ROOYEN	4:25.246	4:32.799	12:32.439	19:15:48.992	Michael Von ROOYEN
5 -	19:30:04.832	Michael Von ROOYEN					

<b>P20 17 Nat</b>		<b>Pablo Clark Racing</b>	<b>Ferrari 458 Italia GT3</b>				
D1: Kishoor PITAMBER		Total Stint: 9 Laps - 25:43.795 (32.93%)	Best Lap: 2:02.279 On Lap 6 @ 133.13 kph				
D2: Leonard Charles THOMPSON		Total Stint: 11 Laps - 24:11.028 (30.96%)	Best Lap: 1:46.628 On Lap 16 @ 152.67 kph				
D3: Michael STEPHEN		Total Stint: 9 Laps - 20:26.836 (26.17%)	Best Lap: 1:48.396 On Lap 25 @ 150.18 kph				

STOP	IN TIME	DRIVER IN	STINT TIME	STOP TIME	TOTAL STOP TIME	OUT TIME	DRIVER OUT
1 -	18:10:05.561	Kishoor PITAMBER	8:57.688	2:18.924	2:18.924	18:12:24.485	Kishoor PITAMBER
2 -	18:22:45.803	Kishoor PITAMBER	10:21.318	6:24.789	8:43.713	18:29:10.592	Leonard Charles THOMPSON
3 -	18:44:10.752	Leonard Charles THOMPSON	15:00.160	1:50.985	10:34.698	18:46:01.737	Leonard Charles THOMPSON
4 -	18:51:40.274	Leonard Charles THOMPSON	5:38.537	3:32.331	14:07.029	18:55:12.605	Michael STEPHEN
5 -	19:06:51.201	Michael STEPHEN	11:38.596	4:21.431	18:28.460	19:11:12.632	Michael STEPHEN
6 -	19:17:32.771	Michael STEPHEN	6:20.139	1:44.127	20:12.587	19:19:16.898	Michael STEPHEN
7 -	19:21:44.999	Michael STEPHEN					

<b>P21 188 ProAm</b>		<b>Garage 59</b>	<b>Aston Martin Vantage AMR GT3</b>				
D1: Alex WEST		Total Stint: 20 Laps - 38:44.869 (43.8%)	Best Lap: 1:48.420 On Lap 8 @ 150.14 kph				
D2: Chris GOODWIN		Total Stint: 11 Laps - 21:51.411 (24.71%)	Best Lap: 1:49.620 On Lap 29 @ 148.50 kph				
D3: Côme LEDOGAR		Total Stint: 5 Laps - 12:10.201 (13.76%)	Best Lap: 1:46.965 On Lap 33 @ 152.19 kph				

STOP	IN TIME	DRIVER IN	STINT TIME	STOP TIME	TOTAL STOP TIME	OUT TIME	DRIVER OUT
1 -	18:38:40.668	Alex WEST	37:13.449	1:31.420	1:31.420	18:40:12.088	Chris GOODWIN
2 -	18:51:23.739	Chris GOODWIN	11:11.651	55.726	2:27.146	18:52:19.465	Chris GOODWIN
3 -	19:01:27.510	Chris GOODWIN	9:08.045	1:31.715	3:58.861	19:02:59.225	Côme LEDOGAR
4 -	19:08:23.554	Côme LEDOGAR	5:24.329	16:40.200	20:39.061	19:25:03.754	Côme LEDOGAR
5 -	19:31:49.626	Côme LEDOGAR					

<b>P22 43 ProAm</b>		<b>Strakka Racing</b>	<b>Mercedes-AMG GT3</b>				
D1: Christina NIELSEN		Total Stint: 15 Laps - 42:30.428 (50.99%)	Best Lap: 1:48.323 On Lap 14 @ 150.28 kph				
D2: Adrian Henry D'SILVA		Total Stint: 6 Laps - 15:48.213 (18.96%)					
D3: Dominik BAUMANN		Total Stint: 0 Laps					

STOP	IN TIME	DRIVER IN	STINT TIME	STOP TIME	TOTAL STOP TIME	OUT TIME	DRIVER OUT
1 -	18:08:05.634	Christina NIELSEN	6:51.951	1:32.712	1:32.712	18:09:38.346	Christina NIELSEN
2 -	18:15:56.989	Christina NIELSEN	6:18.643	8:30.263	10:02.975	18:24:27.252	Christina NIELSEN
3 -	18:30:26.181	Christina NIELSEN	5:58.929	5:22.853	15:25.828	18:35:49.034	Christina NIELSEN
4 -	18:47:12.936	Christina NIELSEN	11:23.902	11:57.003	27:22.831	18:59:09.939	Adrian Henry D'SILVA
5 -	19:03:29.341	Adrian Henry D'SILVA	4:19.402	5:56.218	33:19.049	19:09:25.559	Adrian Henry D'SILVA
6 -	19:11:55.140	Adrian Henry D'SILVA	2:29.581	1:29.811	34:48.860	19:13:24.951	Adrian Henry D'SILVA
7 -	19:15:33.278	Adrian Henry D'SILVA	2:08.327	1:29.893	36:18.753	19:17:03.171	Adrian Henry D'SILVA
8 -	19:19:05.356	Adrian Henry D'SILVA	2:02.185	1:36.405	37:55.158	19:20:41.761	Adrian Henry D'SILVA
9 -	19:23:03.780	Adrian Henry D'SILVA	2:22.019	1:33.532	39:28.690	19:24:37.312	Adrian Henry D'SILVA
10 -	19:27:04.011	Adrian Henry D'SILVA					



# Kyalami 9 Hours

## FREE PRACTICE - NIGHT SESSION - PIT STOP ANALYSIS

<b>P23 40 Am</b>	<b>SPS Automotive Performance</b>	<b>Mercedes-AMG GT3</b>
D1: Valentin PIERBURG	Total Stint: 9 Laps - 22:42.379 (35.11%)	Best Lap: 1:50.486 On Lap 6 @ 147.34 kph
D2: Tim Torsten MÜLLER	Total Stint: 4 Laps - 18:53.812 (29.22%)	Best Lap: 1:51.357 On Lap 10 @ 146.18 kph
D3: Miguel RAMOS	Total Stint: 6 Laps - 21:41.215 (33.53%)	Best Lap: 2:03.271 On Lap 13 @ 132.06 kph

STOP	IN TIME	DRIVER IN	STINT TIME	STOP TIME	TOTAL STOP TIME	OUT TIME	DRIVER OUT
1 -	18:04:08.010	Miguel RAMOS	2:20.021	1:57.472	1:57.472	18:06:05.482	Miguel RAMOS
2 -	18:08:14.002	Miguel RAMOS	2:08.520	3:51.907	5:49.379	18:12:05.909	Valentin PIERBURG
3 -	18:21:42.661	Valentin PIERBURG	9:36.752	2:20.045	8:09.424	18:24:02.706	Tim Torsten MÜLLER
4 -	18:31:26.230	Tim Torsten MÜLLER	7:23.524	11:30.288	19:39.712	18:42:56.518	Miguel RAMOS
5 -	18:51:13.209	Miguel RAMOS	8:16.691	5:04.076	24:43.788	18:56:17.285	Valentin PIERBURG
6 -	19:00:19.229	Valentin PIERBURG	4:01.944	1:40.257	26:24.045	19:01:59.486	Valentin PIERBURG
7 -	19:03:51.927	Valentin PIERBURG	1:52.441	22.430	26:46.475	19:04:14.357	Valentin PIERBURG
8 -	19:06:08.166	Valentin PIERBURG	1:53.809	22.247	27:08.722	19:06:30.413	Valentin PIERBURG
9 -	19:09:27.801	Valentin PIERBURG					

<b>P24 44 Pro</b>	<b>Mercedes-AMG Team Strakka Racing</b>	<b>Mercedes-AMG GT3</b>
D1: Gary PAFFETT	Total Stint: 10 Laps - 24:46.754 (29.08%)	Best Lap: 1:58.024 On Lap 18 @ 137.93 kph
D2: Lewis WILLIAMSON	Total Stint: 5 Laps - 19:06.121 (22.42%)	Best Lap: 1:54.470 On Lap 5 @ 142.21 kph
D3: Tristan VAUTIER	Total Stint: 10 Laps - 36:27.023 (42.78%)	Best Lap: 1:58.057 On Lap 24 @ 137.89 kph

STOP	IN TIME	DRIVER IN	STINT TIME	STOP TIME	TOTAL STOP TIME	OUT TIME	DRIVER OUT
1 -	18:11:57.453	Gary PAFFETT	6:38.850	1:29.443	1:29.443	18:13:26.896	Lewis WILLIAMSON
2 -	18:19:28.362	Lewis WILLIAMSON	6:01.466	1:29.219	2:58.662	18:20:57.581	Tristan VAUTIER
3 -	18:27:20.008	Tristan VAUTIER	6:22.427	13:01.966	16:00.628	18:40:21.974	Gary PAFFETT
4 -	18:42:19.791	Gary PAFFETT	1:57.817	1:30.019	17:30.647	18:43:49.810	Gary PAFFETT
5 -	18:45:49.098	Gary PAFFETT	1:59.288	1:30.126	19:00.773	18:47:19.224	Gary PAFFETT
6 -	18:49:11.905	Gary PAFFETT	1:52.681	1:30.125	20:30.898	18:50:42.030	Tristan VAUTIER
7 -	18:52:46.512	Tristan VAUTIER	2:04.482	22.496	20:53.394	18:53:09.008	Tristan VAUTIER
8 -	18:55:20.454	Tristan VAUTIER	2:11.446	2:37.003	23:30.397	18:57:57.457	Lewis WILLIAMSON
9 -	18:59:52.297	Lewis WILLIAMSON	1:54.840	1:30.196	25:00.593	19:01:22.493	Lewis WILLIAMSON
10 -	19:03:25.797	Lewis WILLIAMSON	2:03.304	7:37.292	32:37.885	19:11:03.089	Gary PAFFETT
11 -	19:18:51.644	Gary PAFFETT	7:48.555	1:29.995	34:07.880	19:20:21.639	Tristan VAUTIER
-	Finish	Tristan VAUTIER	10:09.699				

<b>P25 911 Pro</b>	<b>KUS Team 75 Bernhard</b>	<b>Porsche 911 GT3 R</b>
D1: Romain DUMAS	Total Stint: 7 Laps - 21:50.791 (24.3%)	Best Lap: 1:56.206 On Lap 4 @ 140.08 kph
D2: Dirk WERNER	Total Stint: 8 Laps - 48:34.384 (54.02%)	Best Lap: 1:55.589 On Lap 1 @ 140.83 kph
D3: Sven MUELLER	Total Stint: 8 Laps - 22:04.232 (24.55%)	Best Lap: 2:00.139 On Lap 8 @ 135.50 kph

STOP	IN TIME	DRIVER IN	STINT TIME	STOP TIME	TOTAL STOP TIME	OUT TIME	DRIVER OUT
1 -	18:05:57.412	Dirk WERNER	7:58.452	1:32.940	1:32.940	18:07:30.352	Romain DUMAS
2 -	18:15:22.737	Romain DUMAS	7:52.385	1:58.659	3:31.599	18:17:21.396	Sven MUELLER
3 -	18:23:22.569	Sven MUELLER	6:01.173	1:30.893	5:02.492	18:24:53.462	Dirk WERNER
4 -	18:26:51.589	Dirk WERNER	1:58.127	1:30.408	6:32.900	18:28:21.997	Romain DUMAS
5 -	18:30:19.959	Romain DUMAS	1:57.962	1:31.697	8:04.597	18:31:51.656	Sven MUELLER
6 -	18:33:47.574	Sven MUELLER	1:55.918	1:30.712	9:35.309	18:35:18.286	Dirk WERNER
7 -	18:37:15.416	Dirk WERNER	1:57.130	1:30.491	11:05.800	18:38:45.907	Romain DUMAS
8 -	18:40:48.510	Romain DUMAS	2:02.603	1:29.603	12:35.403	18:42:18.113	Sven MUELLER
9 -	18:44:13.064	Sven MUELLER	1:54.951	1:29.822	14:05.225	18:45:42.886	Dirk WERNER
10 -	18:47:38.547	Dirk WERNER	1:55.661	24:35.833	38:41.058	19:12:14.380	Sven MUELLER
11 -	19:18:22.823	Sven MUELLER	6:08.443	1:32.320	40:13.378	19:19:55.143	Dirk WERNER
12 -	19:26:05.710	Dirk WERNER	6:10.567	1:31.444	41:44.822	19:27:37.154	Romain DUMAS
13 -	19:32:35.036	Romain DUMAS					

<b>P26 09 Am</b>	<b>Team Perfect Circle</b>	<b>Porsche 997 GT3 R</b>
D1: Franco SCRIBANTE	Total Stint: 7 Laps - 21:45.282 (27.42%)	Best Lap: 2:08.871 On Lap 2 @ 126.32 kph
D2: Silvio SCRIBANTE	Total Stint: 7 Laps - 25:25.886 (32.05%)	Best Lap: 2:08.517 On Lap 18 @ 126.66 kph
D3: Andre BEZUIDENHOUT	Total Stint: 9 Laps - 26:27.533 (33.35%)	Best Lap: 2:04.267 On Lap 13 @ 131.00 kph

STOP	IN TIME	DRIVER IN	STINT TIME	STOP TIME	TOTAL STOP TIME	OUT TIME	DRIVER OUT
1 -	18:08:10.554	Franco SCRIBANTE	6:46.589	3:19.376	3:19.376	18:11:29.930	Silvio SCRIBANTE
2 -	18:18:14.666	Silvio SCRIBANTE	6:44.736	3:28.507	6:47.883	18:21:43.173	Andre BEZUIDENHOUT
3 -	18:32:29.040	Andre BEZUIDENHOUT	10:45.867	4:49.783	11:37.666	18:37:18.823	Andre BEZUIDENHOUT
4 -	18:48:02.736	Andre BEZUIDENHOUT	10:43.913	4:57.753	16:35.419	18:53:00.489	Silvio SCRIBANTE
5 -	19:01:56.162	Silvio SCRIBANTE	8:55.673	6:16.970	22:52.389	19:08:13.132	Franco SCRIBANTE
6 -	19:15:13.272	Franco SCRIBANTE	7:00.140	3:08.494	26:00.883	19:18:21.766	Franco SCRIBANTE

Weather / Track : Showers / Changeable

Kyalami Grand Prix Circuit

Circuit Length = 4.522 km

Start: 18:00 Flag 19:30 End: 19:34

# Kyalami 9 Hours

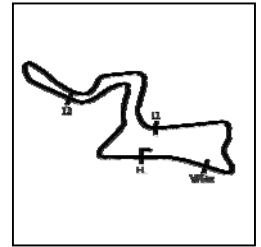
## FREE PRACTICE - NIGHT SESSION - PIT STOP ANALYSIS

7 - 19:23:00.943 Franco SCRIBANTE

<b>P27</b>	<b>13 Nat</b>	<b>Stradale Motorsport</b>	<b>Lamborghini Huracan GT3 2019</b>				
D1: Charl ARANGIES	Total Stint: 5 Laps - 10:41.816 (86.58%)		Best Lap: 2:04.397 On Lap 5 @ 130.86 kph				
D2: Craig JARVIS	Total Stint: 0 Laps						
D3: Dawie JOUBERT	Total Stint: 0 Laps						
STOP	IN TIME	DRIVER IN	STINT TIME	STOP TIME	TOTAL STOP TIME	OUT TIME	DRIVER OUT
1 -	19:21:10.615	Charl ARANGIES	2:15.385	36.671	36.671	19:21:47.286	Charl ARANGIES
2 -	19:23:51.562	Charl ARANGIES	2:04.276	1:02.817	1:39.488	19:24:54.379	Charl ARANGIES
-	Finish	Charl ARANGIES	6:22.155				

# Kyalami 9 Hours

## FREE PRACTICE - NIGHT SESSION - SECTOR ANALYSIS



SECTOR 1 = FL to I1, SECTOR 2 = I1 to I2 SECTOR 3 = I2 to I3, SECTOR 4 = I3 to FL, DIFF = Difference To Personal Best Lap, P = Crossed Finish Line in Pit Lane, D = Time Disallowed

P1 42 Pro		BMW Team Schnitzer			BMW M6 GT3				
IDEAL LAP TIME : 1:42.885		BEST LAP TIME : 1:42.942			DIFFERENCE : 0.057				
D1: Martin TOMCZYK		D2: Sheldon VAN DER LINDE			D3: Augusto FARFUS				
LAP	SECTOR 1	SECTOR 2	SECTOR 3	SPEED TRAP	LAP TIME	KPH	DIFF	TIME OF DAY	
1 - D2	OUTLAP	45.138	31.670	173.0	182.1	2:00.243	135.38	17.301	18:28:15.744
2 - D2	33.166	41.758	29.938	175.8	235.2	1:44.862	155.24	1.920	18:30:00.606
3 - D2	32.369	<b>40.976</b>	<b>29.597</b>	<b>177.0</b>	237.8	<b>1:42.942 (1)</b>	<b>158.13</b>		<b>18:31:43.548</b>
4 - D2	33.504	42.374	31.008	177.0	240.0	1:46.886	152.30	3.944	18:33:30.434
5 - D2	<b>32.312</b>	41.128	29.617	176.1	<b>240.5</b>	1:43.057 <b>(2)</b>	157.96	0.115	18:35:13.491
6 - D2	32.465	41.241	IN PIT		<b>240.5</b>	3:11.105 <b>P</b>	85.18	1:28.163	18:38:24.596
7 - D1	OUTLAP	42.659	30.711	173.9	206.8	1:53.825	143.01	10.883	18:40:18.421
8 - D1	33.914	42.116	30.279	174.4	235.2	1:46.309	153.13	3.367	18:42:04.730
9 - D1	33.173	41.877	30.169	174.1	236.8	1:45.219	154.71	2.277	18:43:49.949
10 - D1	32.906	41.921	30.001	173.6	235.8	1:44.828	155.29	1.886	18:45:34.777
11 - D1	32.882	42.715	31.001	173.3	235.2	1:46.598	152.71	3.656	18:47:21.375
12 - D1	33.317	42.757	30.266	172.2	233.7	1:46.340	153.08	3.398	18:49:07.715
13 - D1	33.178	42.203	30.487	173.0	234.2	1:45.868	153.76	2.926	18:50:53.583
14 - D1	33.048	42.095	30.206	173.9	234.7	1:45.349	154.52	2.407	18:52:38.932
15 - D1	33.024	41.822	29.904	173.0	234.7	1:44.750 <b>(3)</b>	155.41	1.808	18:54:23.682
16 - D1	33.009	42.064	30.041	173.3	235.2	1:45.114	154.87	2.172	18:56:08.796
17 - D1	32.963	42.342	30.073	173.6	235.2	1:45.378	154.48	2.436	18:57:54.174
18 - D1	33.031	42.626	IN PIT		236.3	3:05.986 <b>P</b>	87.52	1:23.044	19:01:00.160
19 - D3	OUTLAP	43.047	30.970	172.8	179.1	1:55.800	140.58	12.858	19:02:55.960
20 - D3	33.101	42.039	30.090	173.9	236.8	1:45.230	154.70	2.288	19:04:41.190
21 - D3	32.863	41.701	30.227	173.6	236.8	1:44.791	155.34	1.849	19:06:25.981
22 - D3	33.100	43.850	33.208	172.2	237.3	1:50.158	147.78	7.216	19:08:16.139
23 - D3	37.164	50.828	37.086	170.3	210.9	2:05.078	130.15	22.136	19:10:21.217
24 - D3	39.462	52.630	IN PIT		187.8	3:28.846 <b>P</b>	77.94	1:45.904	19:13:50.063
25 - D3	OUTLAP	48.986	34.662	170.6	190.8	2:08.382	126.80	25.440	19:15:58.445
26 - D3	36.917	47.015	33.858	170.3	212.5	1:57.790	138.20	14.848	19:17:56.235
27 - D3	36.102	46.047	33.271	168.7	230.2	1:55.420	141.04	12.478	19:19:51.655
28 - D3	35.845	46.266	33.562	170.3	233.7	1:55.673	140.73	12.731	19:21:47.328
29 - D3	36.169	47.329	35.279	171.1	229.2	1:58.777	137.05	15.835	19:23:46.105

Weather / Track : Showers / Changeable

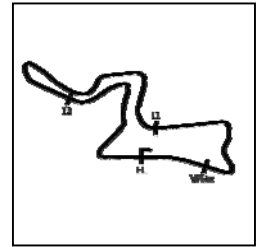
Kyalami Grand Prix Circuit

Circuit Length = 4.522 km

Start: 18:00 Flag 19:30 End: 19:34

# Kyalami 9 Hours

## FREE PRACTICE - NIGHT SESSION - SECTOR ANALYSIS



SECTOR 1 = FL to I1, SECTOR 2 = I1 to I2 SECTOR 3 = I2 to I3, SECTOR 4 = I3 to FL, DIFF = Difference To Personal Best Lap, P = Crossed Finish Line in Pit Lane, D = Time Disallowed

P2		29 Pro		Audi Sport Team Land		Audi R8 LMS GT3 2019			
IDEAL LAP TIME : 1:42.895		BEST LAP TIME : 1:43.123		DIFFERENCE : 0.228					
D1: Markus WINKELHOCK		D2: Christopher MIES		D3: Christopher HAASE					
LAP	SECTOR 1	SECTOR 2	SECTOR 3	SPEED TRAP	LAP TIME	KPH	DIFF	TIME OF DAY	
1 - D3	OUTLAP	46.097	34.148	166.4	191.1	2:03.509	131.80	20.386	18:02:57.045
2 - D3	34.953	44.920	IN PIT	225.4	3:09.206	P	86.03	1:26.083	18:06:06.251
3 - D1	OUTLAP	47.577	IN PIT	166.6	3:20.112	P	81.35	1:36.989	18:09:26.363
4 - D2	OUTLAP	44.911	32.389	165.8	142.1	2:01.027	134.50	17.904	18:11:27.390
5 - D2	34.557	44.544	IN PIT	227.3	4:22.305	P	62.06	2:39.182	18:15:49.695
6 - D3	OUTLAP	45.755	IN PIT	201.8	3:18.864	P	81.86	1:35.741	18:19:08.559
7 - D3	OUTLAP	46.347	IN PIT	202.2	3:33.803	P	76.14	1:50.680	18:22:42.362
8 - D3	OUTLAP	45.400	IN PIT	202.2	3:16.776	P	82.72	1:33.653	18:25:59.138
9 - D3	OUTLAP	46.056	IN PIT	203.0	3:22.922	P	80.22	1:39.799	18:29:22.060
10 - D3	OUTLAP	46.414	IN PIT	203.0	2:47.766	P	97.03	1:04.643	18:32:09.826
11 - D3	OUTLAP	43.190	30.237	171.4	203.3	1:53.248	143.74	10.125	18:34:03.074
12 - D3	33.032	41.370	29.621	171.9	231.7	1:44.023	(2) 156.49	0.900	18:35:47.097
13 - D3	32.686	40.994	29.443	171.4	232.7	1:43.123	(1) 157.86		18:37:30.220
14 - D3	32.685	42.526	30.078	173.3	232.7	1:45.289	(3) 154.61	2.166	18:39:15.509
15 - D3	32.458	41.245	IN PIT	232.7	3:05.452	P	87.78	1:22.329	18:42:20.961
16 - D1	OUTLAP	43.355	32.135	169.8	203.3	1:55.176	141.34	12.053	18:44:16.137
17 - D1	33.132	44.086	IN PIT	229.7	5:45.507	P	47.11	4:02.384	18:50:01.644
18 - D2	OUTLAP	45.290	32.638	166.4	196.0	1:59.376	136.36	16.253	18:52:01.020
19 - D2	34.765	44.518	32.098	166.9	225.9	1:51.381	146.15	8.258	18:53:52.401
20 - D2	34.953	45.727	IN PIT	225.4	11:18.647	P	23.98	9:35.524	19:05:11.048
21 - D3	OUTLAP	46.299	IN PIT	198.5	5:10.231	P	52.47	3:27.108	19:10:21.279
22 - D3	OUTLAP	47.675	34.234	166.4	198.8	2:04.560	130.69	21.437	19:12:25.839
23 - D3	36.601	48.081	IN PIT	226.8	3:20.350	P	81.25	1:37.227	19:15:46.189
24 - D1	OUTLAP	48.709	34.069	168.2	201.8	2:05.406	129.81	22.283	19:17:51.595
25 - D1	36.040	46.933	33.322	167.1	228.8	1:56.295	139.98	13.172	19:19:47.890
26 - D1	36.235	48.033	IN PIT	229.2	3:20.192	P	81.31	1:37.069	19:23:08.082

Weather / Track : Showers / Changeable

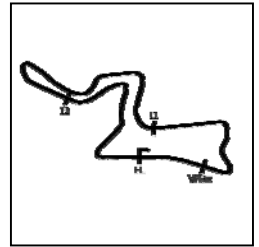
Kyalami Grand Prix Circuit

Circuit Length = 4.522 km

Start: 18:00 Flag 19:30 End: 19:34

# Kyalami 9 Hours

## FREE PRACTICE - NIGHT SESSION - SECTOR ANALYSIS



SECTOR 1 = FL to I1, SECTOR 2 = I1 to I2 SECTOR 3 = I2 to I3, SECTOR 4 = I3 to FL, DIFF = Difference To Personal Best Lap, P = Crossed Finish Line in Pit Lane, D = Time Disallowed

P3 20 Pro		GPX Racing		Porsche 911 GT3 R					
IDEAL LAP TIME : 1:42.989		BEST LAP TIME : 1:43.162		DIFFERENCE : 0.173					
D1: Michael CHRISTENSEN		D2: Kevin ESTRE		D3: Richard LIETZ					
LAP	SECTOR 1	SECTOR 2	SECTOR 3	SPEED TRAP	LAP TIME	KPH	DIFF	TIME OF DAY	
1 - D1	OUTLAP	45.773	32.382	171.7	72.0	2:06.749	128.43	23.587	18:19:14.891
2 - D1	33.349	41.531	30.149	<b>175.6</b>	233.2	1:45.029	154.99	1.867	18:20:59.920
3 - D1	32.619	41.246	<b>29.810</b>	<b>175.6</b>	235.2	1:43.675 <b>(2)</b>	157.02	0.513	18:22:43.595
<b>4 - D1</b>	<b>32.330</b>	<b>40.849</b>	29.983	<b>175.6</b>	235.8	<b>1:43.162 (1)</b>	<b>157.80</b>		<b>18:24:26.757</b>
5 - D1	32.592	42.551	IN PIT		<b>236.3</b>	5:20.977 <b>P</b>	50.71	3:37.815	18:29:47.734
6 - D2	OUTLAP	42.795	30.653	172.2	204.5	1:53.243	143.75	10.081	18:31:40.977
7 - D2	33.129	41.548	30.127	172.5	233.7	1:44.804	155.32	1.642	18:33:25.781
8 - D2	32.896	41.204	IN PIT		234.2	2:45.502 <b>P</b>	98.36	1:02.340	18:36:11.283
9 - D3	OUTLAP	47.010	32.179	172.8	198.5	2:00.066	135.58	16.904	18:38:11.349
10 - D3	32.933	42.114	30.404	171.9	232.2	1:45.451	154.37	2.289	18:39:56.800
11 - D3	32.914	42.433	IN PIT		231.7	3:09.208 <b>P</b>	86.03	1:26.046	18:43:06.008
12 - D1	OUTLAP	42.440	30.176	171.9	194.2	1:52.006	145.34	8.844	18:44:58.014
13 - D1	32.913	42.758	30.532	171.1	230.7	1:46.203	153.28	3.041	18:46:44.217
14 - D1	32.963	43.032	30.616	171.1	229.2	1:46.611	152.69	3.449	18:48:30.828
15 - D1	33.120	42.087	30.307	171.4	227.8	1:45.514	154.28	2.352	18:50:16.342
16 - D1	32.857	41.840	30.081	172.2	229.2	1:44.778	155.36	1.616	18:52:01.120
17 - D1	33.101	41.798	29.900	171.9	228.3	1:44.799	155.33	1.637	18:53:45.919
18 - D1	32.992	41.596	29.874	172.5	230.2	1:44.462	155.83	1.300	18:55:30.381
19 - D1	33.199	42.902	30.015	172.8	230.7	1:46.116	153.40	2.954	18:57:16.497
20 - D1	32.900	41.662	29.846	172.5	230.2	1:44.408	155.91	1.246	18:59:00.905
21 - D1	32.895	42.214	30.027	172.8	231.7	1:45.136	154.83	1.974	19:00:46.041
22 - D1	33.014	41.675	29.831	172.5	232.2	1:44.520	155.75	1.358	19:02:30.561
23 - D1	32.915	41.552	29.873	171.9	231.7	1:44.340	156.02	1.178	19:04:14.901
24 - D1	32.812	41.350	29.828	172.8	231.2	1:43.990 <b>(3)</b>	156.54	0.828	19:05:58.891
25 - D1	32.910	42.381	32.266	170.8	232.2	1:47.557	151.35	4.395	19:07:46.448
26 - D1	36.122	50.565	IN PIT		228.3	4:44.020 <b>P</b>	57.31	3:00.858	19:12:30.468
27 - D3	OUTLAP	49.362	35.293	169.0	187.1	2:09.295	125.90	26.133	19:14:39.763
28 - D3	37.037	47.212	33.531	170.0	212.1	1:57.780	138.21	14.618	19:16:37.543
29 - D3	35.864	46.189	33.787	170.6	229.2	1:55.840	140.53	12.678	19:18:33.383
30 - D3	35.836	45.733	33.206	169.0	229.7	1:54.775	141.83	11.613	19:20:28.158
31 - D3	35.654	48.820	IN PIT		229.2	3:18.594 <b>P</b>	81.97	1:35.432	19:23:46.752
32 - D2	OUTLAP	49.338	34.884	168.7	197.4	2:07.021	128.16	23.859	19:25:53.773
33 - D2	37.298	47.876	33.971	170.0	216.4	1:59.145	136.63	15.983	19:27:52.918
34 - D2	38.058	47.638	34.037	168.4	213.8	1:59.733	135.96	16.571	19:29:52.651
35 - D2	36.711	47.299	33.775	169.8	223.6	1:57.785	138.21	14.623	19:31:50.436

Weather / Track : Showers / Changeable

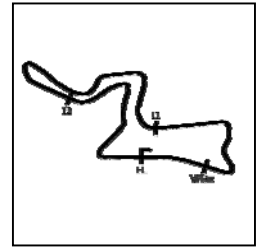
Kyalami Grand Prix Circuit

Circuit Length = 4.522 km

Start: 18:00 Flag 19:30 End: 19:34

# Kyalami 9 Hours

## FREE PRACTICE - NIGHT SESSION - SECTOR ANALYSIS



SECTOR 1 = FL to I1, SECTOR 2 = I1 to I2 SECTOR 3 = I2 to I3, SECTOR 4 = I3 to FL, DIFF = Difference To Personal Best Lap, P = Crossed Finish Line in Pit Lane, D = Time Disallowed

<b>P4 31 Pro</b>		<b>Frikadelli Racing Team</b>			<b>Porsche 911 GT3 R</b>				
IDEAL LAP TIME : 1:43.004		BEST LAP TIME : 1:43.172			DIFFERENCE : 0.168				
D1: Mathieu JAMINET		D2: Dennis OLSEN		D3: Nick TANDY					
LAP	SECTOR 1	SECTOR 2	SECTOR 3	SPEED TRAP	LAP TIME	KPH	DIFF	TIME OF DAY	
1 - D3	OUTLAP	47.852	32.730	167.1	196.7	2:03.077	132.26	19.905	18:02:38.515
2 - D3	34.533	44.690	32.231	168.2	227.8	1:51.454	146.06	8.282	18:04:29.969
3 - D3	34.337	44.623	IN PIT		228.3	3:17.447 <b>P</b>	82.44	1:34.275	18:07:47.416
4 - D2	OUTLAP	45.653	34.089	168.4	183.6	2:03.066	132.28	19.894	18:09:50.482
5 - D2	35.256	45.991	33.317	168.7	229.2	1:54.564	142.09	11.392	18:11:45.046
6 - D2	35.921	46.976	IN PIT		228.8	3:29.040 <b>P</b>	77.87	1:45.868	18:15:14.086
7 - D1	OUTLAP	47.039	36.943	170.3	204.9	2:05.323	129.89	22.151	18:17:19.409
8 - D1	35.977	45.925	33.726	168.4	228.8	1:55.628	140.78	12.456	18:19:15.037
9 - D1	36.974	47.606	IN PIT		210.9	8:01.033 <b>P</b>	33.84	6:17.861	18:27:16.070
10 - D3	OUTLAP	44.113	30.661	172.8	189.1	1:56.798	139.37	13.626	18:29:12.868
11 - D3	32.706	41.307	29.714	173.0	232.2	1:43.727	156.94	0.555	18:30:56.595
12 - D3	32.577	41.379	29.661	173.3	233.2	1:43.617 <b>(3)</b>	157.10	0.445	18:32:40.212
<b>13 - D3</b>	<b>32.709</b>	<b>40.876</b>	<b>29.587</b>	<b>173.9</b>	<b>233.7</b>	<b>1:43.172 (1)</b>	<b>157.78</b>		<b>18:34:23.384</b>
14 - D3	<b>32.541</b>	40.956	29.692	172.2	<b>235.2</b>	1:43.189 <b>(2)</b>	157.76	0.017	18:36:06.573
15 - D3	32.549	41.522	IN PIT		234.2	5:47.241 <b>P</b>	46.88	4:04.069	18:41:53.814
16 - D2	OUTLAP	42.205	30.055	172.8	204.5	1:51.418	146.10	8.246	18:43:45.232
17 - D2	32.762	41.627	30.077	172.5	231.7	1:44.466	155.83	1.294	18:45:29.698
18 - D2	32.627	43.737	30.676	172.5	231.7	1:47.040	152.08	3.868	18:47:16.738
19 - D2	33.101	43.715	IN PIT		231.2	23:29.527 <b>P</b>	11.54	21:46.355	19:10:46.265
20 - D1	OUTLAP	49.696	IN PIT		184.9	3:29.658 <b>P</b>	77.64	1:46.486	19:14:15.923
21 - D1	OUTLAP	48.753	34.158	169.8	201.4	2:06.257	128.93	23.085	19:16:22.180
22 - D1	36.275	46.120	33.520	169.5	229.2	1:55.915	140.44	12.743	19:18:18.095
23 - D1	35.706	45.651	32.960	169.2	229.7	1:54.317	142.40	11.145	19:20:12.412
24 - D1	35.469	46.209	33.390	169.0	229.2	1:55.068	141.47	11.896	19:22:07.480
25 - D1	35.772	46.851	IN PIT		229.7	3:10.643 <b>P</b>	85.39	1:27.471	19:25:18.123
26 - D3	OUTLAP	49.300	35.907	169.2	195.2	2:07.809	127.37	24.637	19:27:25.932
27 - D3	37.705	49.941	35.103	170.6	225.9	2:02.749	132.62	19.577	19:29:28.681
28 - D3	36.701	47.870	33.679	167.9	225.0	1:58.250	137.66	15.078	19:31:26.931

Weather / Track : Showers / Changeable

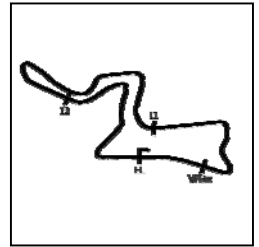
Kyalami Grand Prix Circuit

Circuit Length = 4.522 km

Start: 18:00 Flag 19:30 End: 19:34

# Kyalami 9 Hours

## FREE PRACTICE - NIGHT SESSION - SECTOR ANALYSIS



SECTOR 1 = FL to I1, SECTOR 2 = I1 to I2 SECTOR 3 = I2 to I3, SECTOR 4 = I3 to FL, DIFF = Difference To Personal Best Lap, P = Crossed Finish Line in Pit Lane, D = Time Disallowed

P5 25 Pro		Audi Sport Team WRT			Audi R8 LMS GT3 2019				
IDEAL LAP TIME : 1:43.158		BEST LAP TIME : 1:43.284			DIFFERENCE : 0.126				
D1: Dries VANTHOOR		D2: Kelvin VAN DER LINDE		D3: Frederic VERVISCH					
LAP	SECTOR 1	SECTOR 2	SECTOR 3	SPEED TRAP	LAP TIME	KPH	DIFF	TIME OF DAY	
1 - D2	OUTLAP	49.142	34.677	164.6	194.2	2:07.936	127.24	24.652	18:02:25.177
2 - D2	34.809	46.699	33.615	167.4	224.5	1:55.123	141.40	11.839	18:04:20.300
3 - D2	36.012	48.127	IN PIT		222.2	3:14.540	<b>P</b> 83.68	1:31.256	18:07:34.840
4 - D3	OUTLAP	45.450	33.266	167.7	200.0	1:59.627	136.08	16.343	18:09:34.467
5 - D3	35.317	46.146	32.795	166.6	229.2	1:54.258	142.47	10.974	18:11:28.725
6 - D3	35.145	46.440	IN PIT		228.3	3:10.846	<b>P</b> 85.30	1:27.562	18:14:39.571
7 - D1	OUTLAP	47.431	33.737	165.1	201.8	2:02.526	132.86	19.242	18:16:42.097
8 - D1	35.332	50.028	33.172	167.1	228.3	1:58.532	137.34	15.248	18:18:40.629
9 - D1	35.196	46.186	IN PIT		228.8	3:38.090	<b>P</b> 74.64	1:54.806	18:22:18.719
10 - D2	OUTLAP	44.658	31.254	171.7	166.6	2:01.472	134.01	18.188	18:24:20.191
11 - D2	33.179	41.651	32.476	171.9	231.2	1:47.306	151.70	4.022	18:26:07.497
12 - D2	32.735	41.021	30.335	172.5	230.7	1:44.091	<b>(2)</b> 156.39	0.807	18:27:51.588
13 - D2	<b>32.681</b>	43.605	32.952	172.8	230.2	1:49.238	149.02	5.954	18:29:40.826
14 - D2	32.862	42.424	36.163	172.5	230.7	1:51.449	146.06	8.165	18:31:32.275
15 - D2	32.827	41.773	30.648	173.0	231.2	1:45.248	154.67	1.964	18:33:17.523
16 - D2	33.582	41.470	IN PIT		232.7	4:59.630	<b>P</b> 54.33	3:16.346	18:38:17.153
17 - D3	OUTLAP	42.487	30.237	171.4	200.3	1:52.497	144.70	9.213	18:40:09.650
18 - D3	33.287	42.201	29.928	171.9	231.2	1:45.416	154.42	2.132	18:41:55.066
19 - D3	32.983	42.471	29.945	171.1	230.2	1:45.399	154.45	2.115	18:43:40.465
20 - D3	32.928	41.595	29.848	171.7	230.2	1:44.371	155.97	1.087	18:45:24.836
21 - D3	33.016	43.779	30.725	171.1	230.2	1:47.520	151.40	4.236	18:47:12.356
22 - D3	33.823	43.688	30.860	170.3	229.7	1:48.371	150.21	5.087	18:49:00.727
23 - D3	33.411	44.113	30.537	171.4	228.8	1:48.061	150.64	4.777	18:50:48.788
24 - D3	33.055	42.015	30.625	170.8	229.2	1:45.695	154.02	2.411	18:52:34.483
25 - D3	32.927	41.683	29.744	171.7	230.2	1:44.354	155.99	1.070	18:54:18.837
26 - D3	32.804	41.486	29.915	172.2	229.7	1:44.205	<b>(3)</b> 156.22	0.921	18:56:03.042
27 - D3	33.606	42.947	IN PIT		231.2	3:34.514	<b>P</b> 75.88	1:51.230	18:59:37.556
28 - D1	OUTLAP	42.138	30.138	172.2	204.1	1:51.678	145.76	8.394	19:01:29.234
29 - D1	32.754	42.045	29.799	173.6	232.2	1:44.598	155.63	1.314	19:03:13.832
<b>30 - D1</b>	32.807	<b>40.947</b>	<b>29.530</b>	<b>174.1</b>	232.2	<b>1:43.284</b>	<b>(1)</b> 157.61		<b>19:04:57.116</b>
31 - D1	33.162	42.192	30.062	173.3	<b>233.2</b>	1:45.416	154.42	2.132	19:06:42.532
32 - D1	33.422	48.097	IN PIT		232.2	5:54.899	<b>P</b> 45.86	4:11.615	19:12:37.431
33 - D2	OUTLAP	48.343	34.291	168.4	196.7	2:06.577	128.61	23.293	19:14:44.008
34 - D2	35.867	46.555	33.625	168.2	227.8	1:56.047	140.28	12.763	19:16:40.055
35 - D2	36.047	46.796	IN PIT		228.8	3:43.837	<b>P</b> 72.72	2:00.553	19:20:23.892
36 - D2	OUTLAP	46.857	33.836	169.2	202.2	2:01.780	133.67	18.496	19:22:25.672
37 - D2	35.793	47.251	33.963	167.1	229.2	1:57.007	139.13	13.723	19:24:22.679
38 - D2	36.564	47.835	33.978	167.1	226.4	1:58.377	137.51	15.093	19:26:21.056
39 - D2	36.675	47.689	34.093	166.4	224.5	1:58.457	137.42	15.173	19:28:19.513
40 - D2	36.816	47.592	33.844	168.2	223.1	1:58.252	137.66	14.968	19:30:17.765

Weather / Track : Showers / Changeable

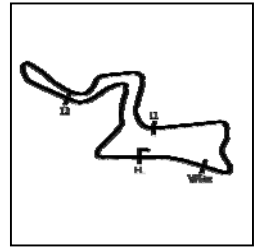
Kyalami Grand Prix Circuit

Circuit Length = 4.522 km

Start: 18:00 Flag 19:30 End: 19:34

# Kyalami 9 Hours

## FREE PRACTICE - NIGHT SESSION - SECTOR ANALYSIS



SECTOR 1 = FL to I1, SECTOR 2 = I1 to I2 SECTOR 3 = I2 to I3, SECTOR 4 = I3 to FL, DIFF = Difference To Personal Best Lap, P = Crossed Finish Line in Pit Lane, D = Time Disallowed

P6 12 Pro		Dinamic Motorsport			Porsche 911 GT3 R				
IDEAL LAP TIME : 1:43.292		BEST LAP TIME : 1:43.513			DIFFERENCE : 0.221				
D1: Laurens VANTHOOR		D2: Earl BAMBER		D3: Matt CAMPBELL					
LAP	SECTOR 1	SECTOR 2	SECTOR 3	SPEED TRAP	LAP TIME	KPH	DIFF	TIME OF DAY	
1 - D1	OUTLAP	46.334	33.046	170.6	188.4	2:05.011	130.22	21.498	18:16:06.796
2 - D1	33.159	42.127	30.332	173.0	231.7	1:45.618	154.13	2.105	18:17:52.414
3 - D1	32.614	<b>41.160</b>	30.641	172.5	232.2	1:44.415	155.90	0.902	18:19:36.829
4 - D1	32.651	43.548	30.132	173.9	232.7	1:46.331	153.09	2.818	18:21:23.160
5 - D1	32.911	41.681	29.789	173.9	233.2	1:44.381	155.95	0.868	18:23:07.541
6 - D1	32.597	41.250	30.046	172.5	232.2	1:43.893	156.69	0.380	18:24:51.434
7 - D1	32.744	41.450	30.195	173.0	232.2	1:44.389	155.94	0.876	18:26:35.823
8 - D1	32.700	41.479	29.826	174.1	232.7	1:44.005	156.52	0.492	18:28:19.828
9 - D1	32.633	41.744	29.792	<b>174.7</b>	233.2	1:44.169	156.27	0.656	18:30:03.997
10 - D1	32.564	41.359	29.682	173.9	235.2	1:43.605	157.12	0.092	18:31:47.602
<b>11 - D1</b>	<b>32.507</b>	41.343	29.663	173.6	234.7	<b>1:43.513 (1)</b>	<b>157.26</b>		<b>18:33:31.115</b>
12 - D1	32.659	41.744	29.842	174.4	<b>235.8</b>	1:44.245	156.16	0.732	18:35:15.360
13 - D1	32.603	41.284	29.725	172.8	235.2	1:43.612	157.11	0.099	18:36:58.972
14 - D1	33.208	42.399	30.276	171.7	233.2	1:45.883	153.74	2.370	18:38:44.855
15 - D1	33.763	41.635	29.965	174.1	233.7	1:45.363	154.50	1.850	18:40:30.218
16 - D1	33.168	41.657	29.667	172.8	233.2	1:44.492	155.79	0.979	18:42:14.710
17 - D1	32.853	41.292	<b>29.625</b>	172.8	233.2	1:43.770	156.87	0.257	18:43:58.480
18 - D1	32.795	42.643	IN PIT		231.7	3:01.873	<b>P</b> 89.50	1:18.360	18:47:00.353
19 - D3	OUTLAP	44.062	31.188	169.5	203.0	1:55.031	141.52	11.518	18:48:55.384
20 - D3	33.547	45.967	30.892	171.9	228.3	1:50.406	147.44	6.893	18:50:45.790
21 - D3	33.126	42.244	30.127	172.2	230.2	1:45.497	154.30	1.984	18:52:31.287
22 - D3	32.981	41.633	30.108	172.5	230.7	1:44.722	155.45	1.209	18:54:16.009
23 - D3	32.984	41.858	30.948	171.7	230.7	1:45.790	153.88	2.277	18:56:01.799
24 - D3	32.904	41.867	29.965	172.2	229.7	1:44.736	155.43	1.223	18:57:46.535
25 - D3	32.912	42.855	29.881	173.9	231.7	1:45.648	154.08	2.135	18:59:32.183
26 - D3	32.712	43.135	30.532	173.3	233.2	1:46.379	153.03	2.866	19:01:18.562
27 - D3	32.868	41.281	29.645	173.9	233.2	1:43.794	156.84	0.281	19:03:02.356
28 - D3	32.739	41.240	29.740	174.1	232.7	1:43.719	156.95	0.206	19:04:46.075
29 - D3	32.593	41.302	29.693	174.1	232.7	1:43.588	<b>(2)</b> 157.15	0.075	19:06:29.663
30 - D3	32.796	44.078	IN PIT		232.2	3:06.407	<b>P</b> 87.33	1:22.894	19:09:36.070
31 - D2	OUTLAP	56.069	IN PIT		176.7	3:09.521	<b>P</b> 85.89	1:26.008	19:12:45.591
32 - D2	OUTLAP	47.745	34.401	169.5	186.8	2:05.002	130.23	21.489	19:14:50.593
33 - D2	35.972	46.054	33.442	169.0	228.8	1:55.468	140.98	11.955	19:16:46.061
34 - D2	35.418	45.463	33.140	168.7	229.2	1:54.021	142.77	10.508	19:18:40.082

Weather / Track : Showers / Changeable

Kyalami Grand Prix Circuit

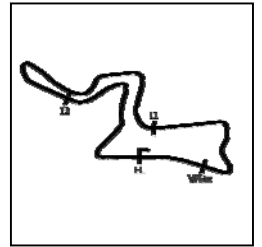
Circuit Length = 4.522 km

Start: 18:00 Flag 19:30 End: 19:34



# Kyalami 9 Hours

## FREE PRACTICE - NIGHT SESSION - SECTOR ANALYSIS



SECTOR 1 = FL to I1, SECTOR 2 = I1 to I2 SECTOR 3 = I2 to I3, SECTOR 4 = I3 to FL, DIFF = Difference To Personal Best Lap, P = Crossed Finish Line in Pit Lane, D = Time Disallowed

P7 34 Pro		Walkenhorst Motorsport			BMW M6 GT3				
IDEAL LAP TIME : 1:43.411		BEST LAP TIME : 1:43.618			DIFFERENCE : 0.207				
D1: Christian KROGNES		D2: Mikkel JENSEN		D3: Nicky CATSBURG					
LAP	SECTOR 1	SECTOR 2	SECTOR 3	SPEED TRAP	LAP TIME	KPH	DIFF	TIME OF DAY	
1 - D3	OUTLAP	45.120	31.192	172.5	186.2	1:59.902	135.77	16.284	18:20:11.544
2 - D3	33.075	41.769	30.469	171.4	235.8	1:45.313	154.57	1.695	18:21:56.857
3 - D3	32.744	41.472	29.991	170.8	234.7	1:44.207	156.21	0.589	18:23:41.064
4 - D3	32.712	<b>41.251</b>	29.734	174.1	235.2	1:43.697 <b>(2)</b>	156.98	0.079	18:25:24.761
5 - D3	32.731	42.114	30.244	173.9	237.3	1:45.089	154.90	1.471	18:27:09.850
6 - D3	32.846	42.518	30.970	173.6	235.8	1:46.334	153.09	2.716	18:28:56.184
7 - D3	32.627	41.661	29.746	173.6	236.8	1:44.034 <b>(3)</b>	156.47	0.416	18:30:40.218
8 - D3	33.021	41.763	29.988	174.1	236.8	1:44.772	155.37	1.154	18:32:24.990
9 - D3	32.890	41.414	29.895	172.8	237.3	1:44.199	156.23	0.581	18:34:09.189
10 - D3	34.435	41.701	30.069	173.6	236.3	1:46.205	153.28	2.587	18:35:55.394
11 - D3	34.061	41.595	IN PIT		237.3	4:12.344 <b>P</b>	64.51	2:28.726	18:40:07.738
12 - D3	OUTLAP	41.718	29.986	174.7	207.2	1:50.709	147.04	7.091	18:41:58.447
13 - D3	32.698	41.685	29.944	175.0	236.3	1:44.327	156.04	0.709	18:43:42.774
14 - D3	<b>32.542</b>	43.108	30.145	173.9	236.8	1:45.795	153.87	2.177	18:45:28.569
15 - D3	32.632	42.966	30.799	173.6	235.8	1:46.397	153.00	2.779	18:47:14.966
16 - D3	32.905	43.123	30.470	173.3	236.3	1:46.498	152.85	2.880	18:49:01.464
17 - D3	33.058	42.981	IN PIT		234.7	3:30.210 <b>P</b>	77.44	1:46.592	18:52:31.674
18 - D2	OUTLAP	41.664	31.025	174.4	194.2	1:54.027	142.76	10.409	18:54:25.701
19 - D2	32.860	41.759	30.062	174.7	236.3	1:44.681	155.51	1.063	18:56:10.382
20 - D2	32.625	42.229	30.100	174.7	236.3	1:44.954	155.10	1.336	18:57:55.336
21 - D2	32.670	42.209	31.031	<b>176.4</b>	<b>237.8</b>	1:45.910	153.70	2.292	18:59:41.246
22 - D2	32.659	41.597	31.423	175.3	237.3	1:45.679	154.04	2.061	19:01:26.925
23 - D2	32.635	43.254	29.877	175.0	236.8	1:45.766	153.91	2.148	19:03:12.691
<b>24 - D2</b>	32.580	41.420	<b>29.618</b>	175.6	237.3	<b>1:43.618 (1)</b>	<b>157.10</b>		<b>19:04:56.309</b>
25 - D2	32.711	41.360	29.987	175.0	237.3	1:44.058	156.44	0.440	19:06:40.367
26 - D2	33.722	46.307	IN PIT		237.3	7:43.687 <b>P</b>	35.10	6:00.069	19:14:24.054
27 - D1	OUTLAP	48.898	35.474	171.7	196.7	2:08.814	126.37	25.196	19:16:32.868
28 - D1	37.199	47.998	35.034	171.9	225.0	2:00.231	135.39	16.613	19:18:33.099
29 - D1	37.071	46.967	33.785	170.6	189.4	1:57.823	138.16	14.205	19:20:30.922
30 - D1	36.378	46.551	IN PIT		235.2	3:12.405 <b>P</b>	84.60	1:28.787	19:23:43.327
31 - D1	OUTLAP	48.559	34.713	170.0	193.5	2:06.784	128.40	23.166	19:25:50.111
32 - D1	37.267	48.295	35.386	169.8	228.8	2:00.948	134.59	17.330	19:27:51.059
33 - D1	37.032	48.352	IN PIT		230.2	2:12.428 <b>P</b>	122.92	28.810	19:30:03.487

Weather / Track : Showers / Changeable

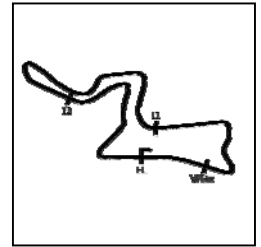
Kyalami Grand Prix Circuit

Circuit Length = 4.522 km

Start: 18:00 Flag 19:30 End: 19:34

# Kyalami 9 Hours

## FREE PRACTICE - NIGHT SESSION - SECTOR ANALYSIS



SECTOR 1 = FL to I1, SECTOR 2 = I1 to I2 SECTOR 3 = I2 to I3, SECTOR 4 = I3 to FL, DIFF = Difference To Personal Best Lap, P = Crossed Finish Line in Pit Lane, D = Time Disallowed

P8 35 Pro KCMG		Nissan GT-R NISMO GT3								
IDEAL LAP TIME : 1:43.592		BEST LAP TIME : 1:43.764		DIFFERENCE : 0.172						
D1: Joao Paulo de OLIVEIRA		D2: Katsumasa CHIYO		D3: Joshua BURDON						
LAP	SECTOR 1	SECTOR 2	SECTOR 3	SPEED TRAP	LAP TIME	KPH	DIFF	TIME OF DAY		
1 - D3	OUTLAP	51.561	IN PIT	152.9	3:32.763	P	76.51	1:48.999	18:04:02.939	
2 - D3	OUTLAP	50.710	IN PIT	138.8	6:01.944	P	44.97	4:18.180	18:10:04.883	
3 - D2	OUTLAP	49.696	IN PIT	117.7	3:37.418	P	74.87	1:53.654	18:13:42.301	
4 - D2	OUTLAP	47.053	IN PIT	196.3	3:22.972	P	80.20	1:39.208	18:17:05.273	
5 - D2	OUTLAP	59.399	IN PIT	73.1	3:53.765	P	69.63	2:10.001	18:20:59.038	
6 - D3	OUTLAP	57.020	IN PIT	173.6	3:41.231	P	73.58	1:57.467	18:24:40.269	
7 - D2	OUTLAP	48.299	IN PIT	177.9	3:44.931	P	72.37	2:01.167	18:28:25.200	
8 - D2	OUTLAP	51.136	IN PIT	135.1	3:46.101	P	71.99	2:02.337	18:32:11.301	
9 - D2	OUTLAP	50.101	IN PIT	167.1	3:33.104	P	76.39	1:49.340	18:35:44.405	
10 - D3	OUTLAP	51.371	IN PIT	141.7	3:35.205	P	75.64	1:51.441	18:39:19.610	
11 - D2	OUTLAP	45.354	IN PIT	193.5	3:21.948	P	80.61	1:38.184	18:42:41.558	
12 - D2	OUTLAP	49.265	IN PIT	190.8	4:42.127	P	57.70	2:58.363	18:47:23.685	
13 - D3	OUTLAP	47.583	31.960	175.0	162.4	2:04.674	130.57	20.910	18:49:28.359	
14 - D3	34.186	44.445	30.858	175.6	233.7	1:49.489	148.68	5.725	18:51:17.848	
15 - D3	32.972	41.829	29.702	176.4	234.7	1:44.503	155.77	0.739	18:53:02.351	
<del>16 - D3</del>	<del>32.708</del>	<del>41.401</del>	<del>29.655</del>	<del>176.1</del>	<del>235.2</del>	<del>1:43.764 (1)</del>	<del>156.88</del>		<del>18:54:46.115</del>	
17 - D3	32.536	41.657	31.623	176.1	234.2	1:45.816	153.84	2.052	18:56:31.931	
18 - D3	32.586	41.428	30.149	176.1	235.2	1:44.163	156.28	0.399	18:58:16.094	
19 - D3	32.831	42.425	IN PIT		236.3	3:12.435	P	84.59	1:28.671	19:01:28.529
20 - D2	OUTLAP	44.721	31.545	176.7	189.4	1:58.250	137.66	14.486	19:03:26.779	
21 - D2	32.974	42.215	30.293	176.7	236.3	1:45.482	154.33	1.718	19:05:12.261	
22 - D2	32.712	42.015	31.890	176.1	236.3	1:46.617	152.68	2.853	19:06:58.878	
23 - D2	33.074	51.230	IN PIT		236.3	3:27.903	P	78.30	1:44.139	19:10:26.781
24 - D1	OUTLAP	50.271	35.469	172.5	115.5	2:21.565	114.99	37.801	19:12:48.346	
25 - D1	36.272	47.338	34.222	172.2	228.3	1:57.832	138.15	14.068	19:14:46.178	
26 - D1	35.660	46.503	33.945	172.8	233.7	1:56.108	140.20	12.344	19:16:42.286	
27 - D1	35.463	46.341	39.523	172.8	234.7	2:01.327	134.17	17.563	19:18:43.613	
28 - D1	35.487	46.136	33.595	171.4	234.7	1:55.218	141.29	11.454	19:20:38.831	
29 - D1	35.604	46.709	34.270	171.7	235.2	1:56.583	139.63	12.819	19:22:35.414	
30 - D1	35.988	48.011	34.503	172.2	234.7	1:58.502	137.37	14.738	19:24:33.916	
31 - D1	36.578	47.675	33.998	172.5	232.7	1:58.251	137.66	14.487	19:26:32.167	
32 - D1	36.032	47.101	34.025	171.4	232.2	1:57.158	138.95	13.394	19:28:29.325	
33 - D1	36.021	46.733	34.081	171.9	227.3	1:56.835	139.33	13.071	19:30:26.160	

Weather / Track : Showers / Changeable

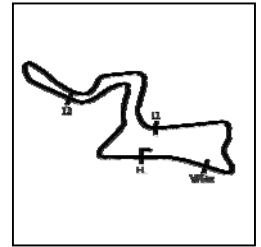
Kyalami Grand Prix Circuit

Circuit Length = 4.522 km

Start: 18:00 Flag 19:30 End: 19:34

# Kyalami 9 Hours

## FREE PRACTICE - NIGHT SESSION - SECTOR ANALYSIS



SECTOR 1 = FL to I1, SECTOR 2 = I1 to I2 SECTOR 3 = I2 to I3, SECTOR 4 = I3 to FL, DIFF = Difference To Personal Best Lap, P = Crossed Finish Line in Pit Lane, D = Time Disallowed

P9 107 Pro		Bentley Team M-Sport			Bentley Continental GT3				
IDEAL LAP TIME : 1:43.613		BEST LAP TIME : 1:43.858			DIFFERENCE : 0.245				
D1: Jules GOUNON		D2: Maxime SOULET			D3: Jordan PEPPER				
LAP	SECTOR 1	SECTOR 2	SECTOR 3	SPEED TRAP	LAP TIME	KPH	DIFF	TIME OF DAY	
1 - D3	OUTLAP	46.990	32.676	169.8	189.4	2:04.492	130.76	20.634	18:02:20.086
2 - D3	34.086	43.124	31.408	171.7	232.2	1:48.618	149.87	4.760	18:04:08.704
3 - D3	33.334	43.111	32.295	171.4	235.2	1:48.740	149.70	4.882	18:05:57.444
4 - D3	33.117	41.941	30.399	173.0	235.8	1:45.457	154.36	1.599	18:07:42.901
5 - D3	33.274	42.187	30.223	172.8	236.8	1:45.684	154.03	1.826	18:09:28.585
6 - D3	33.425	41.966	30.349	172.8	236.8	1:45.740	153.95	1.882	18:11:14.325
7 - D3	32.550	41.358	30.319	173.6	236.8	1:44.227	156.18	0.369	18:12:58.552
8 - D3	32.727	41.771	30.245	174.1	236.3	1:44.743	155.42	0.885	18:14:43.295
9 - D3	32.537	41.949	30.922	174.4	237.3	1:45.408	154.43	1.550	18:16:28.703
10 - D3	<b>32.440</b>	<b>41.339</b>	30.161	173.9	237.3	1:43.940 <b>(2)</b>	156.62	0.082	18:18:12.643
11 - D3	33.003	42.813	IN PIT		237.8	6:44.667 <b>P</b>	40.22	5:00.809	18:24:57.310
12 - D3	OUTLAP	43.187	33.686	174.7	207.2	1:55.848	140.52	11.990	18:26:53.158
<b>13 - D3</b>	32.600	41.424	<b>29.834</b>	175.0	236.3	<b>1:43.858 (1)</b>	<b>156.74</b>		<b>18:28:37.016</b>
14 - D3	32.750	41.491	30.017	176.1	237.3	1:44.258	156.14	0.400	18:30:21.274
15 - D3	32.768	41.454	29.876	<b>176.7</b>	238.9	1:44.098 <b>(3)</b>	156.38	0.240	18:32:05.372
16 - D3	32.544	42.646	IN PIT		237.8	2:38.066 <b>P</b>	102.98	54.208	18:34:43.438
17 - D2	OUTLAP	43.196	30.627	<b>176.7</b>	208.0	1:53.518	143.40	9.660	18:36:36.956
18 - D2	32.670	42.197	30.653	175.6	238.4	1:45.520	154.27	1.662	18:38:22.476
19 - D2	32.934	42.190	30.084	176.1	237.8	1:45.208	154.73	1.350	18:40:07.684
20 - D2	32.670	41.646	30.176	175.6	237.8	1:44.492	155.79	0.634	18:41:52.176
21 - D2	32.795	41.757	30.104	176.1	238.4	1:44.656	155.54	0.798	18:43:36.832
22 - D2	32.814	41.537	30.168	175.0	238.4	1:44.519	155.75	0.661	18:45:21.351
23 - D2	33.284	43.069	31.778	172.5	237.3	1:48.131	150.55	4.273	18:47:09.482
24 - D2	33.749	42.993	30.609	175.3	235.8	1:47.351	151.64	3.493	18:48:56.833
25 - D2	32.897	44.205	30.582	176.4	236.8	1:47.684	151.17	3.826	18:50:44.517
26 - D1	OUTLAP	44.387	31.756	<b>176.7</b>	173.6	4:35.043	59.18	2:51.185	18:55:19.560
27 - D1	33.353	43.628	31.559	<b>176.7</b>	236.8	1:48.540	149.98	4.682	18:57:08.100
28 - D1	33.005	42.300	30.667	<b>176.7</b>	237.8	1:45.972	153.61	2.114	18:58:54.072
29 - D1	33.084	43.140	IN PIT		<b>239.4</b>	12:26.997 <b>P</b>	21.79	10:43.139	19:11:21.069
30 - D1	OUTLAP	48.448	34.555	169.8	174.4	2:07.371	127.80	23.513	19:13:28.440
31 - D1	36.565	47.787	34.868	169.2	231.7	1:59.220	136.54	15.362	19:15:27.660
32 - D1	36.310	47.453	IN PIT		232.7	9:19.791 <b>P</b>	29.08	7:35.933	19:24:47.451
33 - D1	OUTLAP	49.210	34.938	170.3	178.8	2:08.091	127.09	24.233	19:26:55.542
34 - D1	37.355	49.249	35.552	167.4	228.3	2:02.156	133.26	18.298	19:28:57.698
35 - D1	37.377	48.238	34.410	166.4	225.9	2:00.025	135.63	16.167	19:30:57.723

Weather / Track : Showers / Changeable

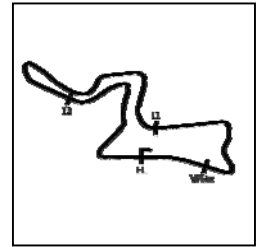
Kyalami Grand Prix Circuit

Circuit Length = 4.522 km

Start: 18:00 Flag 19:30 End: 19:34

# Kyalami 9 Hours

## FREE PRACTICE - NIGHT SESSION - SECTOR ANALYSIS



SECTOR 1 = FL to I1, SECTOR 2 = I1 to I2 SECTOR 3 = I2 to I3, SECTOR 4 = I3 to FL, DIFF = Difference To Personal Best Lap, P = Crossed Finish Line in Pit Lane, D = Time Disallowed

P10 9 Silver Lechner Racing			Porsche 911 GT3 R							
IDEAL LAP TIME : 1:43.412		BEST LAP TIME : 1:43.925		DIFFERENCE : 0.513						
D1: Saul HACK		D2: Lars KERN		D3: Dylan PEREIRA						
LAP	SECTOR 1	SECTOR 2	SECTOR 3	SPEED TRAP	LAP TIME	KPH	DIFF	TIME OF DAY		
1 - D3	OUTLAP	1:20.767	IN PIT		118.9	10:54.786	<b>P</b>	24.86	9:10.861	18:22:48.733
2 - D3	OUTLAP	50.863	32.580	169.0	133.4	2:11.309		123.97	27.384	18:25:00.042
3 - D3	34.334	43.906	35.582	170.8	229.7	1:53.822		143.02	9.897	18:26:53.864
4 - D3	33.236	41.960	30.034	171.9	230.7	1:45.230		154.70	1.305	18:28:39.094
5 - D3	33.125	41.483	29.767	173.6	232.2	1:44.375		155.96	0.450	18:30:23.469
6 - D3	33.074	41.343	<b>29.569</b>	<b>174.4</b>	233.7	1:43.986	<b>(2)</b>	156.55	0.061	18:32:07.455
7 - D3	32.885	41.763	30.247	174.1	<b>234.2</b>	1:44.895		155.19	0.970	18:33:52.350
<del>8 - D3</del>	<del>32.713</del>	<del>41.130</del>	30.082	173.3	<b>234.2</b>	<b>1:43.925</b>	<b>(1)</b>	<b>156.64</b>		<b>18:35:36.275</b>
9 - D3	32.780	41.724	30.638	173.3	233.7	1:45.142		154.83	1.217	18:37:21.417
10 - D3	32.837	41.373	29.928	172.2	232.7	1:44.138	<b>(3)</b>	156.32	0.213	18:39:05.555
11 - D3	32.921	42.342	IN PIT		232.2	3:09.370	<b>P</b>	85.96	1:25.445	18:42:14.925
12 - D3	OUTLAP	42.436	IN PIT		204.1	3:22.377	<b>P</b>	80.43	1:38.452	18:45:37.302
13 - D1	OUTLAP	45.850	33.154	170.6	179.1	2:01.938		133.50	18.013	18:47:39.240
14 - D1	36.362	46.251	32.139	172.2	227.8	1:54.752		141.86	10.827	18:49:33.992
15 - D1	34.168	47.909	IN PIT		230.2	9:14.242	<b>P</b>	29.37	7:30.317	18:58:48.234
16 - D1	OUTLAP	47.387	33.024	173.0	170.6	2:03.203		132.13	19.278	19:00:51.437
17 - D1	33.633	43.464	30.954	173.6	232.2	1:48.051		150.66	4.126	19:02:39.488
18 - D1	33.458	42.584	30.615	174.1	232.7	1:46.657		152.63	2.732	19:04:26.145
19 - D1	33.268	42.706	31.297	172.5	232.7	1:47.271		151.75	3.346	19:06:13.416
20 - D1	34.036	47.215	IN PIT		231.7	3:57.906	<b>P</b>	68.42	2:13.981	19:10:11.322
21 - D1	OUTLAP	49.473	35.055	169.8	149.1	2:12.159		123.17	28.234	19:12:23.481
22 - D1	38.425	58.096	34.949	171.4	228.3	2:11.470		123.82	27.545	19:14:34.951
23 - D1	36.634	47.958	34.510	171.4	228.3	1:59.102		136.68	15.177	19:16:34.053
24 - D1	36.718	49.501	IN PIT		229.7	3:21.754	<b>P</b>	80.68	1:37.829	19:19:55.807
25 - D2	OUTLAP	49.973	36.281	171.9	195.2	2:09.247		125.95	25.322	19:22:05.054

Weather / Track : Showers / Changeable

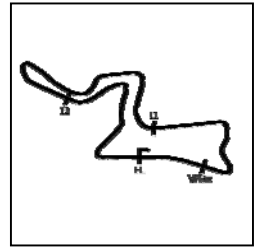
Kyalami Grand Prix Circuit

Circuit Length = 4.522 km

Start: 18:00 Flag 19:30 End: 19:34

# Kyalami 9 Hours

## FREE PRACTICE - NIGHT SESSION - SECTOR ANALYSIS



SECTOR 1 = FL to I1, SECTOR 2 = I1 to I2 SECTOR 3 = I2 to I3, SECTOR 4 = I3 to FL, DIFF = Difference To Personal Best Lap, P = Crossed Finish Line in Pit Lane, D = Time Disallowed

P11 18 Pro KCMG		Nissan GT-R NISMO GT3									
IDEAL LAP TIME : 1:43.987		BEST LAP TIME : 1:44.127		DIFFERENCE : 0.140							
D1: Alexandre IMPERATORI		D2: Edoardo LIBERATI		D3: Oliver JARVIS							
LAP	SECTOR 1	SECTOR 2	SECTOR 3	SPEED TRAP	LAP TIME	KPH	DIFF	TIME OF DAY			
1 - D3	OUTLAP	48.062	IN PIT	137.4	2:43.110	P	99.80	58.983	18:02:54.530		
2 - D3	OUTLAP	45.825	IN PIT	157.4	3:26.760	P	78.73	1:42.633	18:06:21.290		
3 - D2	OUTLAP	54.982	40.107	139.3	2:23.068		113.78	38.941	18:08:44.358		
4 - D2	44.519	53.357	IN PIT	174.1	2:51.516	P	94.91	1:07.389	18:11:35.874		
5 - D2	OUTLAP	51.988	IN PIT	174.1	3:33.977	P	76.07	1:49.850	18:15:09.851		
6 - D2	OUTLAP	48.296	IN PIT	187.1	2:44.475	P	98.97	1:00.348	18:17:54.326		
7 - D2	OUTLAP	46.950	IN PIT	202.6	3:23.096	P	80.15	1:38.969	18:21:17.422		
8 - D3	OUTLAP	48.083	IN PIT	185.2	2:45.473	P	98.37	1:01.346	18:24:02.895		
9 - D3	OUTLAP	50.002	IN PIT	200.0	3:27.600	P	78.41	1:43.473	18:27:30.495		
10 - D2	OUTLAP	56.379	IN PIT	180.3	2:54.837	P	93.11	1:10.710	18:30:25.332		
11 - D2	OUTLAP	54.953	IN PIT	186.2	3:34.956	P	75.73	1:50.829	18:34:00.288		
12 - D1	OUTLAP	50.280	IN PIT	198.5	2:46.547	P	97.74	1:02.420	18:36:46.835		
13 - D1	OUTLAP	48.916	IN PIT	134.3	3:48.316	P	71.30	2:04.189	18:40:35.151		
14 - D3	OUTLAP	45.577	31.596	173.0	2:02.466		132.92	18.339	18:42:37.617		
15 - D3	33.451	42.574	30.388	174.4	233.7		1:46.413	152.98	2.286	18:44:24.030	
16 - D3	33.049	42.148	30.855	174.7	233.2		1:46.052	153.50	1.925	18:46:10.082	
17 - D3	32.916	44.628	31.772	173.6	233.7		1:49.316	148.91	5.189	18:47:59.398	
18 - D3	33.998	46.284	31.503	174.4	229.2		1:51.785	145.62	7.658	18:49:51.183	
19 - D3	33.041	42.645	30.835	175.3	234.2		1:46.521	152.82	2.394	18:51:37.704	
20 - D3	33.130	42.179	30.054	173.9	233.7		1:45.363	154.50	1.236	18:53:23.067	
21 - D3	33.100	43.467	30.964	174.1	233.2		1:47.531	151.39	3.404	18:55:10.598	
22 - D3	32.902	42.311	30.307	174.4	232.2		1:45.520	154.27	1.393	18:56:56.118	
23 - D3	32.673	42.859	30.395	175.0	233.7		1:45.927	153.68	1.800	18:58:42.045	
24 - D3	32.758	42.181	30.106	175.6	235.2		1:45.045	154.97	0.918	19:00:27.090	
25 - D3	32.670	41.673	29.948	175.0	235.2		1:44.291	156.09	0.164	19:02:11.381	
26 - D3	32.636	41.862	29.968	174.7	235.8		1:44.466	155.83	0.339	19:03:55.847	
27 - D3	32.515	41.524	30.088	175.0	234.7		1:44.127	156.33		19:05:39.974	
28 - D3	33.821	43.818	IN PIT		234.7		3:10.729	P	85.35	1:26.602	19:08:50.703
29 - D2	OUTLAP	58.384	IN PIT		127.3		3:42.582	P	73.13	1:58.455	19:12:33.285
30 - D2	OUTLAP	50.551	34.780	171.1	172.2		2:14.005	121.48	29.878		19:14:47.290
31 - D2	36.709	47.441	34.993	171.7	228.8		1:59.143	136.63	15.016		19:16:46.433
32 - D2	36.612	46.866	IN PIT		217.7		4:28.785	P	60.56	2:44.658	19:21:15.218
33 - D1	OUTLAP	1:03.266	IN PIT		176.1		3:34.632	P	75.84	1:50.505	19:24:49.850
34 - D1	OUTLAP	52.710	36.965	169.2	187.8		2:13.089	122.31	28.962		19:27:02.939
35 - D1	36.732	47.530	34.531	170.3	229.7		1:58.793	137.03	14.666		19:29:01.732
36 - D1	36.557	47.493	34.051	170.0	228.3		1:58.101	137.84	13.974		19:30:59.833

Weather / Track : Showers / Changeable

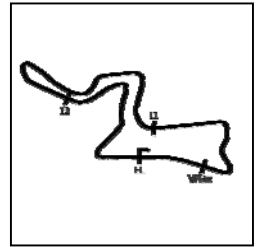
Kyalami Grand Prix Circuit

Circuit Length = 4.522 km

Start: 18:00 Flag 19:30 End: 19:34

# Kyalami 9 Hours

## FREE PRACTICE - NIGHT SESSION - SECTOR ANALYSIS



SECTOR 1 = FL to I1, SECTOR 2 = I1 to I2 SECTOR 3 = I2 to I3, SECTOR 4 = I3 to FL, DIFF = Difference To Personal Best Lap, P = Crossed Finish Line in Pit Lane, D = Time Disallowed

P12 6 Silver Black Falcon			Mercedes-AMG GT3						
IDEAL LAP TIME : 1:44.119		BEST LAP TIME : 1:44.162		DIFFERENCE : 0.043					
D1: Hubert HAUPT		D2: Patrick ASSENHEIMER		D3: Sergei AFANASIEV					
LAP	SECTOR 1	SECTOR 2	SECTOR 3	SPEED TRAP	LAP TIME	KPH	DIFF	TIME OF DAY	
1 - D3	OUTLAP	51.131	IN PIT	142.8	3:34.214	P	75.99	1:50.052	18:12:57.363
2 - D3	OUTLAP	44.988	31.886	171.4	2:01.208		134.30	17.046	18:14:58.571
3 - D3	34.116	42.830	31.112	171.7	1:48.058		150.65	3.896	18:16:46.629
4 - D3	33.397	43.431	31.945	173.9	<b>234.7</b>		149.66	4.611	18:18:35.402
5 - D3	32.634	42.146	30.904	172.8	234.2		154.03	1.522	18:20:21.086
6 - D3	32.617	41.592	30.608	170.6	233.7		155.31	0.655	18:22:05.903
7 - D3	32.980	42.113	30.197	<b>174.7</b>	233.7		154.61	1.128	18:23:51.193
8 - D3	32.607	<b>41.479</b>	<b>30.076</b>	173.9	233.7		<b>1:44.162 (1)</b>	<b>156.28</b>	<b>18:25:35.355</b>
9 - D3	<b>32.564</b>	41.681	30.164	174.4	234.2		155.91	0.247	18:27:19.764
10 - D3	33.884	42.947	IN PIT	<b>234.7</b>	4:00.042	P	67.81	2:15.880	18:31:19.806
11 - D1	OUTLAP	48.489	33.526	171.4	2:07.461		127.71	23.299	18:33:27.267
12 - D1	33.918	45.988	31.535	171.7	233.2		146.07	7.279	18:35:18.708
13 - D1	33.445	42.990	31.487	171.4	232.7		150.84	3.760	18:37:06.630
14 - D1	33.676	44.119	32.278	171.4	231.7		147.89	5.911	18:38:56.703
15 - D1	33.853	47.609	32.273	171.4	231.2		143.13	9.573	18:40:50.438
16 - D1	33.502	44.204	31.236	171.7	230.7		149.42	4.780	18:42:39.380
17 - D1	33.334	42.889	30.797	171.1	231.7		152.11	2.858	18:44:26.400
18 - D1	33.542	43.501	31.668	171.1	231.2		149.74	4.549	18:46:15.111
19 - D1	33.681	45.906	IN PIT	230.2	3:04.859	P	88.06	1:20.697	18:49:19.970
20 - D2	OUTLAP	46.662	34.048	169.5	2:04.118		131.15	19.956	18:51:24.088
21 - D2	35.941	46.923	32.673	170.6	218.1		140.90	11.375	18:53:19.625
22 - D2	34.410	45.329	32.153	171.4	228.8		145.49	7.730	18:55:11.517
23 - D2	33.454	43.959	31.441	172.2	229.7		149.55	4.692	18:57:00.371
24 - D2	33.754	44.076	IN PIT	230.7	2:57.265	P	91.83	1:13.103	18:59:57.636
25 - D2	OUTLAP	44.165	IN PIT	203.0	2:10.002	P	125.22	25.840	19:02:07.638
26 - D2	OUTLAP	46.883	IN PIT	181.5	3:22.514	P	80.38	1:38.352	19:05:30.152
27 - D2	OUTLAP	44.974	33.963	171.4	201.8		136.53	15.072	19:07:29.386
28 - D2	36.115	52.557	IN PIT	228.3	4:16.036	P	63.58	2:31.874	19:11:45.422
29 - D3	OUTLAP	54.114	37.145	165.3	2:20.474		115.88	36.312	19:14:05.896
30 - D3	37.647	49.868	35.247	169.2	216.4		132.60	18.600	19:16:08.658
31 - D3	36.568	48.105	34.497	168.4	228.3		136.60	15.008	19:18:07.828
32 - D3	39.289	47.345	34.392	168.2	228.3		134.50	16.864	19:20:08.854
33 - D3	36.248	47.806	IN PIT	228.8	3:25.582	P	79.18	1:41.420	19:23:34.436
34 - D3	OUTLAP	51.058	IN PIT	133.8	3:34.432	P	75.91	1:50.270	19:27:08.868

Weather / Track : Showers / Changeable

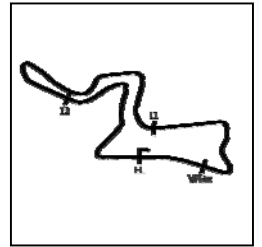
Kyalami Grand Prix Circuit

Circuit Length = 4.522 km

Start: 18:00 Flag 19:30 End: 19:34

# Kyalami 9 Hours

## FREE PRACTICE - NIGHT SESSION - SECTOR ANALYSIS



SECTOR 1 = FL to I1, SECTOR 2 = I1 to I2 SECTOR 3 = I2 to I3, SECTOR 4 = I3 to FL, DIFF = Difference To Personal Best Lap, P = Crossed Finish Line in Pit Lane, D = Time Disallowed

P13 30 Pro		Honda Team Motul			Honda NSX GT3 2019				
IDEAL LAP TIME : 1:43.767		BEST LAP TIME : 1:44.264			DIFFERENCE : 0.497				
D1: Marco BONANOMI		D2: Bertrand BAGUETTE			D3: Dane CAMERON				
LAP	SECTOR 1	SECTOR 2	SECTOR 3	SPEED TRAP	LAP TIME	KPH	DIFF	TIME OF DAY	
1 - D3	35.295	46.164	33.464	171.7	230.2	1:54.923	141.65	10.659	18:04:10.386
2 - D3	34.183	45.275	32.488	171.9	236.3	1:51.946	145.42	7.682	18:06:02.332
3 - D3	34.714	45.664	31.450	172.8	236.8	1:51.828	145.57	7.564	18:07:54.160
4 - D3	33.679	43.400	31.090	172.8	236.3	1:48.169	150.49	3.905	18:09:42.329
5 - D3	33.244	44.639	31.082	174.1	236.3	1:48.965	149.39	4.701	18:11:31.294
6 - D3	33.092	42.994	31.879	173.9	237.8	1:47.965	150.78	3.701	18:13:19.259
7 - D3	32.897	41.821	30.243	175.6	236.3	1:44.961	155.09	0.697	18:15:04.220
8 - D3	32.747	<b>41.461</b>	30.137	173.0	238.4	1:44.345 (2)	156.01	0.081	18:16:48.565
9 - D3	32.547	44.474	30.324	175.6	238.4	1:47.345	151.65	3.081	18:18:35.910
10 - D3	32.909	41.971	30.658	175.0	238.4	1:45.538	154.24	1.274	18:20:21.448
11 - D3	32.821	43.560	30.447	175.0	<b>238.9</b>	1:46.828	152.38	2.564	18:22:08.276
12 - D3	32.644	42.028	29.886	174.1	237.8	1:44.558 (3)	155.69	0.294	18:23:52.834
<b>13 - D3</b>	<b>32.506</b>	41.958	<b>29.800</b>	<b>175.8</b>	238.4	<b>1:44.264 (1)</b>	<b>156.13</b>		<b>18:25:37.098</b>
14 - D3	32.785	41.746	IN PIT		238.4	5:09.867 P	52.53	3:25.603	18:30:46.965
15 - D1	OUTLAP	44.858	31.073	174.4	198.5	1:56.426	139.82	12.162	18:32:43.391
16 - D1	33.115	42.506	30.445	174.1	235.8	1:46.066	153.48	1.802	18:34:29.457
17 - D1	32.827	42.151	30.131	174.1	236.8	1:45.109	154.87	0.845	18:36:14.566
18 - D1	32.924	42.007	30.691	174.1	236.3	1:45.622	154.12	1.358	18:38:00.188
19 - D1	32.765	42.983	30.607	174.7	235.8	1:46.355	153.06	2.091	18:39:46.543
20 - D1	33.124	43.259	30.371	175.0	235.2	1:46.754	152.49	2.490	18:41:33.297
21 - D1	32.879	41.967	30.371	174.1	235.8	1:45.217	154.72	0.953	18:43:18.514
22 - D1	32.952	42.196	30.600	174.4	235.8	1:45.748	153.94	1.484	18:45:04.262
23 - D1	32.843	42.601	30.973	173.3	234.7	1:46.417	152.97	2.153	18:46:50.679
24 - D1	33.270	43.654	31.090	173.6	233.7	1:48.014	150.71	3.750	18:48:38.693
25 - D1	33.806	43.505	31.385	175.0	233.2	1:48.696	149.76	4.432	18:50:27.389
26 - D1	33.962	43.469	30.792	174.4	229.2	1:48.223	150.42	3.959	18:52:15.612
27 - D1	33.654	42.775	30.469	173.9	234.2	1:46.898	152.28	2.634	18:54:02.510
28 - D1	33.307	42.476	30.435	174.7	233.7	1:46.218	153.26	1.954	18:55:48.728
29 - D1	33.162	43.382	IN PIT		232.2	3:08.581 P	86.32	1:24.317	18:58:57.309
30 - D2	OUTLAP	42.566	30.452	174.7	205.3	1:52.582	144.59	8.318	19:00:49.891
31 - D2	32.786	42.055	29.924	174.4	237.3	1:44.765	155.38	0.501	19:02:34.656
32 - D2	32.743	41.580	30.408	174.4	236.8	1:44.731	155.43	0.467	19:04:19.387
33 - D2	33.006	41.746	30.000	175.3	235.2	1:44.752	155.40	0.488	19:06:04.139
34 - D2	32.844	43.237	33.926	171.7	235.8	1:50.007	147.98	5.743	19:07:54.146
35 - D2	38.449	51.587	IN PIT		198.1	11:18.406 P	23.99	9:34.142	19:19:12.552
36 - D2	OUTLAP	48.504	34.643	170.6	203.7	2:06.420	128.77	22.156	19:21:18.972
37 - D2	36.212	47.550	34.797	170.6	231.7	1:58.559	137.30	14.295	19:23:17.531
38 - D2	37.461	49.712	IN PIT		208.8	4:12.749 P	64.40	2:28.485	19:27:30.280
39 - D2	OUTLAP	49.200	36.094	169.5	199.2	2:07.996	127.18	23.732	19:29:38.276
40 - D2	37.236	48.387	34.434	170.8	227.3	2:00.057	135.59	15.793	19:31:38.333

Weather / Track : Showers / Changeable

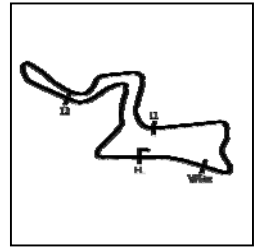
Kyalami Grand Prix Circuit

Circuit Length = 4.522 km

Start: 18:00 Flag 19:30 End: 19:34

# Kyalami 9 Hours

## FREE PRACTICE - NIGHT SESSION - SECTOR ANALYSIS



SECTOR 1 = FL to I1, SECTOR 2 = I1 to I2 SECTOR 3 = I2 to I3, SECTOR 4 = I3 to FL, DIFF = Difference To Personal Best Lap, P = Crossed Finish Line in Pit Lane, D = Time Disallowed

P14 10 Pro Mercedes-AMG Team SPS Automotive Perf Mercedes-AMG GT3									
IDEAL LAP TIME : 1:43.536		BEST LAP TIME : 1:44.450			DIFFERENCE : 0.914				
D1: Yelmer BUURMAN		D2: Luca STOLZ		D3: Maximilian GOETZ					
LAP	SECTOR 1	SECTOR 2	SECTOR 3	SPEED TRAP	LAP TIME	KPH	DIFF	TIME OF DAY	
1 - D3	OUTLAP	50.878	34.886	167.9	177.0	2:12.253	123.09	27.803	18:02:31.935
2 - D3	35.587	45.076	32.226	170.6	220.8	1:52.889	144.20	8.439	18:04:24.824
3 - D3	33.837	42.679	32.571	171.9	231.2	1:49.087	149.23	4.637	18:06:13.911
4 - D3	33.460	44.511	31.462	171.9	232.2	1:49.433	148.75	4.983	18:08:03.344
5 - D3	32.909	41.373	31.647	173.0	232.7	1:45.929	153.68	1.479	18:09:49.273
6 - D3	33.096	42.292	30.532	172.8	<b>234.2</b>	1:45.920	153.69	1.470	18:11:35.193
7 - D3	32.985	43.105	32.968	173.3	<b>234.2</b>	1:49.058	149.27	4.608	18:13:24.251
8 - D3	33.714	<b>41.034</b>	IN PIT		233.2	6:52.473	P 39.46	5:08.023	18:20:16.724
9 - D1	OUTLAP	42.991	30.907	172.5	203.7	1:53.083	143.95	8.633	18:22:09.807
10 - D1	33.236	43.000	31.036	171.9	232.7	1:47.272	151.75	2.822	18:23:57.079
11 - D1	33.193	42.376	30.386	173.0	231.2	1:45.955	153.64	1.505	18:25:43.034
12 - D1	32.906	42.266	30.272	173.0	232.2	1:45.444	154.38	0.994	18:27:28.478
13 - D1	32.975	42.953	31.032	<b>173.6</b>	232.2	1:46.960	152.19	2.510	18:29:15.438
14 - D1	32.964	42.469	30.284	173.0	232.7	1:45.717	153.98	1.267	18:31:01.155
15 - D1	32.898	42.201	30.263	173.0	232.7	1:45.362	154.50	0.912	18:32:46.517
16 - D1	32.939	41.765	30.107	173.3	233.2	1:44.811	<b>(3)</b> 155.31	0.361	18:34:31.328
17 - D1	32.717	42.082	IN PIT		233.7	5:09.407	P 52.61	3:24.957	18:39:40.735
18 - D2	OUTLAP	44.217	30.547	<b>173.6</b>	205.3	1:55.085	141.45	10.635	18:41:35.820
19 - D2	33.120	42.221	30.107	172.5	232.2	1:45.448	154.38	0.998	18:43:21.268
20 - D2	33.515	41.975	30.386	171.7	232.2	1:45.876	153.75	1.426	18:45:07.144
21 - D2	32.912	42.560	32.293	170.8	230.7	1:47.765	151.06	3.315	18:46:54.909
22 - D2	33.590	45.214	31.381	171.1	229.7	1:50.185	147.74	5.735	18:48:45.094
23 - D2	33.501	44.239	31.711	171.9	229.7	1:49.451	148.73	5.001	18:50:34.545
24 - D2	33.502	43.909	30.885	172.5	230.7	1:48.296	150.32	3.846	18:52:22.841
25 - D2	33.078	42.151	IN PIT		230.7	3:01.457	P 89.71	1:17.007	18:55:24.298
26 - D2	OUTLAP	44.008	30.538	172.2	204.5	1:53.445	143.49	8.995	18:57:17.743
27 - D2	33.134	41.931	30.104	173.0	230.7	1:45.169	154.79	0.719	18:59:02.912
28 - D2	32.953	41.731	<b>29.807</b>	172.8	232.2	1:44.491	<b>(2)</b> 155.79	0.041	19:00:47.403
<b>29 - D2</b>	32.842	41.466	30.142	171.7	233.7	<b>1:44.450</b>	<b>(1)</b> 155.85		<b>19:02:31.853</b>
30 - D2	<b>32.695</b>	41.289	IN PIT		232.7	3:00.600	P 90.13	1:16.150	19:05:32.453
31 - D3	OUTLAP	44.081	32.676	172.8	204.9	1:56.122	140.19	11.672	19:07:28.575
32 - D3	35.790	51.835	IN PIT		231.7	18:09.520	P 14.94	16:25.070	19:25:38.095
33 - D3	OUTLAP	50.825	37.708	167.1	185.8	2:14.049	121.44	29.599	19:27:52.144
34 - D3	39.636	49.447	34.877	167.1	205.3	2:03.960	131.32	19.510	19:29:56.104
35 - D3	37.658	48.875	34.737	167.7	219.0	2:01.270	134.23	16.820	19:31:57.374

Weather / Track : Showers / Changeable

Kyalami Grand Prix Circuit

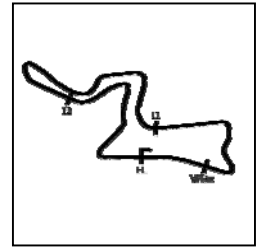
Circuit Length = 4.522 km

Start: 18:00 Flag 19:30 End: 19:34



# Kyalami 9 Hours

## FREE PRACTICE - NIGHT SESSION - SECTOR ANALYSIS



SECTOR 1 = FL to I1, SECTOR 2 = I1 to I2 SECTOR 3 = I2 to I3, SECTOR 4 = I3 to FL, DIFF = Difference To Personal Best Lap, P = Crossed Finish Line in Pit Lane, D = Time Disallowed

P15 108 Pro		Bentley Team M-Sport			Bentley Continental GT3				
IDEAL LAP TIME : 1:44.029		BEST LAP TIME : 1:44.611			DIFFERENCE : 0.582				
D1: Rodrigo BAPTISTA		D2: Andy SOUCEK		D3: Steven KANE					
LAP	SECTOR 1	SECTOR 2	SECTOR 3	SPEED TRAP	LAP TIME	KPH	DIFF	TIME OF DAY	
1 - D3	OUTLAP	48.716	IN PIT	196.3	3:27.936	P 78.28	1:43.325	18:03:54.321	
2 - D3	OUTLAP	48.314	34.994	171.4	2:06.466	128.72	21.855	18:06:00.787	
3 - D3	35.754	46.980	32.577	170.0	1:55.311	141.17	10.700	18:07:56.098	
4 - D3	34.035	43.193	30.942	173.3	1:48.170	150.49	3.559	18:09:44.268	
5 - D3	35.431	42.708	30.326	173.9	1:48.465	150.08	3.854	18:11:32.733	
6 - D3	34.361	42.105	31.027	174.1	1:47.493	151.44	2.882	18:13:20.226	
7 - D3	33.215	41.546	30.357	175.3	1:45.118	154.86	0.507	18:15:05.344	
8 - D3	32.641	<b>41.486</b>	IN PIT	239.4	4:13.583	P 64.19	2:28.972	18:19:18.927	
9 - D2	OUTLAP	44.180	30.952	176.7	1:39.5	132.33	18.406	18:21:21.944	
10 - D2	33.098	42.818	31.047	173.9	1:46.963	152.19	2.352	18:23:08.907	
<b>11 - D2</b>	32.792	41.893	<b>29.926</b>	177.0	<b>1:44.611 (1)</b>	<b>155.61</b>		<b>18:24:53.518</b>	
12 - D2	<b>32.617</b>	41.925	30.129	177.6	1:44.671	(2) 155.52	0.060	18:26:38.189	
13 - D2	32.985	42.390	30.413	<b>177.9</b>	1:45.788	153.88	1.177	18:28:23.977	
14 - D2	32.645	41.955	30.564	<b>177.9</b>	1:45.164	154.79	0.553	18:30:09.141	
15 - D2	33.494	45.489	IN PIT	<b>241.6</b>	2:58.819	P 91.03	1:14.208	18:33:07.960	
16 - D1	OUTLAP	44.542	30.954	177.0	1:48.9	133.80	17.052	18:35:09.623	
17 - D1	33.055	42.460	32.036	175.8	<b>241.6</b>	1:47.551	2.940	18:36:57.174	
18 - D1	34.102	42.481	30.384	177.0	2:38.9	1:46.967	2.356	18:38:44.141	
19 - D1	33.010	43.430	30.565	177.6	2:38.9	1:47.005	152.13	2.394	18:40:31.146
20 - D1	32.826	42.021	29.936	177.0	240.0	1:44.783	(3) 155.36	0.172	18:42:15.929
21 - D1	32.809	42.703	29.940	177.0	240.5	1:45.452	154.37	0.841	18:44:01.381
22 - D1	39.160	45.195	IN PIT	240.0	26:37.597	P 10.18	24:52.986	19:10:38.978	
23 - D3	OUTLAP	50.938	35.416	169.2	1:45.1	120.32	30.684	19:12:54.273	
24 - D3	37.081	50.056	35.282	172.2	2:02.419	132.97	17.808	19:14:56.692	
25 - D3	36.574	48.091	IN PIT	233.7	5:00.466	P 54.17	3:15.855	19:19:57.158	
26 - D2	OUTLAP	49.081	IN PIT	200.0	5:53.469	P 46.05	4:08.858	19:25:50.627	
27 - D1	OUTLAP	54.054	38.468	162.6	1:27.6	109.88	43.531	19:28:18.769	
28 - D1	39.494	51.062	36.475	168.7	2:07.031	128.15	22.420	19:30:25.800	

Weather / Track : Showers / Changeable

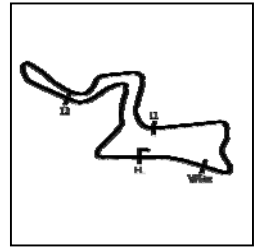
Kyalami Grand Prix Circuit

Circuit Length = 4.522 km

Start: 18:00 Flag 19:30 End: 19:34

# Kyalami 9 Hours

## FREE PRACTICE - NIGHT SESSION - SECTOR ANALYSIS



SECTOR 1 = FL to I1, SECTOR 2 = I1 to I2 SECTOR 3 = I2 to I3, SECTOR 4 = I3 to FL, DIFF = Difference To Personal Best Lap, P = Crossed Finish Line in Pit Lane, D = Time Disallowed

P16 76 Pro R-Motorsport			Aston Martin Vantage AMR GT3						
IDEAL LAP TIME : 1:44.383		BEST LAP TIME : 1:44.736		DIFFERENCE : 0.353					
D1: Maxime MARTIN		D2: Enaam AHMED		D3: Jake DENNIS					
LAP	SECTOR 1	SECTOR 2	SECTOR 3	SPEED TRAP	LAP TIME	KPH	DIFF	TIME OF DAY	
1 - D2	OUTLAP	1:06.963	46.016	140.4	136.1	2:51.882	94.71	1:07.146	18:03:00.539
2 - D2	49.037	1:08.639	48.280	149.7	153.6	2:45.956	98.09	1:01.220	18:05:46.495
3 - D2	49.359	1:07.982	IN PIT		149.1	4:13.888	P 64.11	2:29.152	18:10:00.383
4 - D1	OUTLAP	48.164	33.971	168.4	169.8	2:08.207	126.97	23.471	18:12:08.590
5 - D1	35.444	44.701	33.766	170.6	226.8	1:53.911	142.91	9.175	18:14:02.501
6 - D1	34.710	42.549	30.870	172.2	232.7	1:48.129	150.55	3.393	18:15:50.630
7 - D1	33.158	41.853	IN PIT		234.7	3:06.323	P 87.37	1:21.587	18:18:56.953
8 - D3	OUTLAP	42.893	32.403	174.4	205.3	1:55.494	140.95	10.758	18:20:52.447
9 - D3	32.928	42.333	30.333	174.4	234.2	1:45.594	(3) 154.16	0.858	18:22:38.041
10 - D3	<b>32.671</b>	41.932	30.133	175.0	235.2	<b>1:44.736</b>	(1) <b>155.43</b>		<b>18:24:22.777</b>
11 - D3	37.016	45.662	IN PIT		215.1	3:09.420	P 85.94	1:24.684	18:27:32.197
12 - D2	OUTLAP	52.153	33.905	173.3	187.5	2:10.240	124.99	25.504	18:29:42.437
13 - D2	34.642	44.681	31.762	175.6	235.2	1:51.085	146.54	6.349	18:31:33.522
14 - D2	33.622	45.257	30.761	<b>175.8</b>	237.3	1:49.640	148.47	4.904	18:33:23.162
15 - D2	33.005	43.309	31.107	175.3	236.8	1:47.421	151.54	2.685	18:35:10.583
16 - D2	34.545	45.995	IN PIT		<b>238.4</b>	4:10.043	P 65.10	2:25.307	18:39:20.626
17 - D1	OUTLAP	44.079	31.189	172.8	202.2	1:56.140	140.16	11.404	18:41:16.766
18 - D1	33.023	42.449	30.349	173.6	232.7	1:45.821	153.83	1.085	18:43:02.587
19 - D1	33.015	42.205	30.413	173.3	233.2	1:45.633	154.11	0.897	18:44:48.220
20 - D1	33.135	43.512	IN PIT		233.2	5:01.476	P 53.99	3:16.740	18:49:49.696
21 - D1	OUTLAP	44.415	36.687	170.8	194.2	2:03.815	131.48	19.079	18:51:53.511
22 - D1	33.223	42.463	30.302	172.8	231.2	1:45.988	153.59	1.252	18:53:39.499
23 - D1	33.066	41.903	IN PIT		232.2	3:30.926	P 77.17	1:46.190	18:57:10.425
24 - D1	OUTLAP	42.261	30.512	173.6	204.1	1:56.438	139.81	11.702	18:59:06.863
25 - D1	33.156	42.120	IN PIT		233.7	3:20.350	P 81.25	1:35.614	19:02:27.213
26 - D1	OUTLAP	42.021	32.360	173.6	204.9	1:53.569	143.34	8.833	19:04:20.782
27 - D1	33.042	<b>41.694</b>	<b>30.018</b>	173.6	234.2	1:44.754	(2) 155.40	0.018	19:06:05.536
28 - D1	32.852	43.544	IN PIT		234.7	4:09.463	P 65.25	2:24.727	19:10:14.999
29 - D3	OUTLAP	50.568	37.905	169.0	163.6	2:14.754	120.80	30.018	19:12:29.753
30 - D3	36.627	46.861	34.703	170.3	228.8	1:58.191	137.73	13.455	19:14:27.944
31 - D3	35.878	46.285	33.233	170.3	230.7	1:55.396	141.07	10.660	19:16:23.340
32 - D3	35.918	46.298	IN PIT		232.2	2:45.511	P 98.35	1:00.775	19:19:08.851

Weather / Track : Showers / Changeable

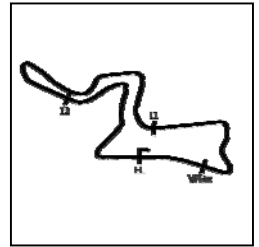
Kyalami Grand Prix Circuit

Circuit Length = 4.522 km

Start: 18:00 Flag 19:30 End: 19:34

# Kyalami 9 Hours

## FREE PRACTICE - NIGHT SESSION - SECTOR ANALYSIS



SECTOR 1 = FL to I1, SECTOR 2 = I1 to I2 SECTOR 3 = I2 to I3, SECTOR 4 = I3 to FL, DIFF = Difference To Personal Best Lap, P = Crossed Finish Line in Pit Lane, D = Time Disallowed

P17 62 Pro		R-Motorsport		Aston Martin Vantage AMR GT3					
IDEAL LAP TIME : 1:44.606		BEST LAP TIME : 1:44.789		DIFFERENCE : 0.183					
D1: Ricky COLLARD		D2: Hugo de SADELEER		D3: Marvin KIRCHHOEFER					
LAP	SECTOR 1	SECTOR 2	SECTOR 3		SPEED TRAP	LAP TIME	KPH	DIFF	TIME OF DAY
1 - D1	OUTLAP	53.652	37.988	145.3	155.1	2:16.831	118.97	32.042	18:02:31.267
2 - D1	39.171	50.223	37.573	157.6	175.6	2:06.967	128.21	22.178	18:04:38.234
3 - D1	40.469	51.088	IN PIT		169.8	3:12.888	<b>P</b> 84.39	1:28.099	18:07:51.122
4 - D2	OUTLAP	50.504	35.822	167.9	173.3	2:12.211	123.13	27.422	18:10:03.333
5 - D2	36.217	48.492	34.599	165.3	227.3	1:59.308	136.44	14.519	18:12:02.641
6 - D2	35.805	48.230	IN PIT		230.7	3:18.459	<b>P</b> 82.02	1:33.670	18:15:21.100
7 - D3	OUTLAP	50.124	35.388	165.3	145.3	2:12.793	122.59	28.004	18:17:33.893
8 - D3	37.661	48.671	35.802	160.9	200.3	2:02.134	133.28	17.345	18:19:36.027
9 - D3	39.098	48.632	IN PIT		188.8	3:21.736	<b>P</b> 80.69	1:36.947	18:22:57.763
10 - D2	OUTLAP	51.510	36.862	164.3	138.2	2:18.188	117.80	33.399	18:25:15.951
11 - D2	36.786	47.389	32.433	173.3	228.8	1:56.608	139.60	11.819	18:27:12.559
12 - D2	33.627	43.609	32.118	174.4	235.8	1:49.354	148.86	4.565	18:29:01.913
13 - D2	33.274	42.168	30.172	173.9	236.3	1:45.614	154.13	0.825	18:30:47.527
14 - D2	<b>32.932</b>	41.954	30.537	<b>175.0</b>	235.8	1:45.423	154.41	0.634	18:32:32.950
<b>15 - D2</b>	<b>33.000</b>	<b>41.763</b>	30.026	173.3	<b>236.8</b>	<b>1:44.789 (1)</b>	<b>155.35</b>		<b>18:34:17.739</b>
16 - D2	32.974	42.221	30.118	174.1	236.3	1:45.313	<b>(3)</b> 154.57	0.524	18:36:03.052
17 - D2	32.939	43.387	30.672	173.6	236.3	1:46.998	152.14	2.209	18:37:50.050
18 - D2	38.392	49.043	31.855	173.9	176.7	1:59.290	136.46	14.501	18:39:49.340
19 - D2	33.100	43.707	33.220	173.9	235.2	1:50.027	147.95	5.238	18:41:39.367
20 - D2	33.029	41.985	<b>29.911</b>	174.7	235.2	1:44.925	<b>(2)</b> 155.15	0.136	18:43:24.292
21 - D2	33.066	42.219	30.074	<b>175.0</b>	235.8	1:45.359	154.51	0.570	18:45:09.651
22 - D2	33.301	42.385	IN PIT		235.2	4:01.761	<b>P</b> 67.33	2:16.972	18:49:11.412
23 - D1	OUTLAP	56.046	IN PIT		189.8	7:29.259	<b>P</b> 36.23	5:44.470	18:56:40.671
24 - D1	OUTLAP	48.620	IN PIT		196.0	6:26.236	<b>P</b> 42.14	4:41.447	19:03:06.907
25 - D3	OUTLAP	43.941	30.698	174.4	151.6	1:56.988	139.15	12.199	19:05:03.895
26 - D3	33.032	42.299	30.510	174.1	233.2	1:45.841	153.80	1.052	19:06:49.736
27 - D3	33.286	50.509	IN PIT		234.2	5:25.897	<b>P</b> 49.95	3:41.108	19:12:15.633
28 - D3	OUTLAP	49.473	IN PIT		124.4	3:51.515	<b>P</b> 70.31	2:06.726	19:16:07.148
29 - D3	OUTLAP	46.913	33.403	170.6	202.2	2:02.289	133.12	17.500	19:18:09.437
30 - D3	36.248	46.483	IN PIT		231.7	2:44.741	<b>P</b> 98.81	59.952	19:20:54.178

Weather / Track : Showers / Changeable

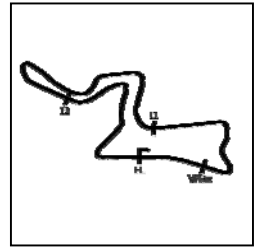
Kyalami Grand Prix Circuit

Circuit Length = 4.522 km

Start: 18:00 Flag 19:30 End: 19:34

# Kyalami 9 Hours

## FREE PRACTICE - NIGHT SESSION - SECTOR ANALYSIS



SECTOR 1 = FL to I1, SECTOR 2 = I1 to I2 SECTOR 3 = I2 to I3, SECTOR 4 = I3 to FL, DIFF = Difference To Personal Best Lap, P = Crossed Finish Line in Pit Lane, D = Time Disallowed

P18 22 Silver		WTM Racing powered by Rinaldi			Ferrari 488 GT3				
IDEAL LAP TIME : 1:45.190		BEST LAP TIME : 1:45.495			DIFFERENCE : 0.305				
D1: Leonard WEISS		D2: Jochen KRUMBACH		D3: David PEREL					
LAP	SECTOR 1	SECTOR 2	SECTOR 3	SPEED TRAP	LAP TIME	KPH	DIFF	TIME OF DAY	
1 - D2	OUTLAP	50.233	37.715	163.6	121.7	2:20.360	115.98	34.865	18:13:22.928
2 - D2	36.638	45.455	33.177	170.0	217.7	1:55.270	141.22	9.775	18:15:18.198
3 - D2	34.682	44.021	31.184	169.8	230.7	1:49.887	148.14	4.392	18:17:08.085
4 - D2	33.807	43.128	31.205	170.0	231.2	1:48.140	150.53	2.645	18:18:56.225
5 - D2	33.378	42.930	31.156	170.0	230.7	1:47.464	151.48	1.969	18:20:43.689
6 - D2	33.604	42.661	30.402	171.7	231.2	1:46.667 (3)	152.61	1.172	18:22:30.356
7 - D2	33.585	42.835	30.820	172.2	232.2	1:47.240	151.80	1.745	18:24:17.596
8 - D2	33.884	43.045	IN PIT		232.2	5:11.209 P	52.30	3:25.714	18:29:28.805
9 - D1	OUTLAP	49.867	36.791	167.1	175.0	2:10.832	124.42	25.337	18:31:39.637
10 - D1	37.766	47.520	33.673	168.4	214.2	1:58.959	136.84	13.464	18:33:38.596
11 - D1	35.601	46.184	32.312	170.3	230.7	1:54.097	142.67	8.602	18:35:32.693
12 - D1	34.510	45.735	32.081	171.4	231.7	1:52.326	144.92	6.831	18:37:25.019
13 - D1	34.721	44.988	IN PIT		230.7	5:47.515 P	46.84	4:02.020	18:43:12.534
14 - D3	OUTLAP	44.193	31.358	170.3	178.8	2:00.873	134.68	15.378	18:45:13.407
15 - D3	33.477	44.612	31.674	169.0	229.2	1:49.763	148.31	4.268	18:47:03.170
16 - D3	34.204	43.684	IN PIT		228.3	5:09.886 P	52.53	3:24.391	18:52:13.056
17 - D3	OUTLAP	43.096	30.722	170.3	198.1	1:54.231	142.51	8.736	18:54:07.287
18 - D3	33.206	42.266	30.167	171.1	229.2	1:45.639 (2)	154.10	0.144	18:55:52.926
19 - D3	33.753	42.752	30.965	170.0	230.2	1:47.470	151.47	1.975	18:57:40.396
20 - D3	33.022	42.393	30.080	172.2	230.2	1:45.495 (1)	154.31		18:59:25.891
21 - D3	33.183	46.171	IN PIT		232.2	3:10.891 P	85.28	1:25.396	19:02:36.782
22 - D3	OUTLAP	42.088	30.161	171.4	201.8	1:53.186	143.82	7.691	19:04:29.968
23 - D3	33.025	42.237	IN PIT		231.7	4:16.423 P	63.48	2:30.928	19:08:46.391
24 - D2	OUTLAP	1:04.169	IN PIT		131.8	4:03.253 P	66.92	2:17.758	19:12:49.644
25 - D2	OUTLAP	51.239	36.491	164.6	184.3	2:13.780	121.68	28.285	19:15:03.424
26 - D2	38.276	48.778	35.516	165.6	212.1	2:02.570	132.81	17.075	19:17:05.994
27 - D2	36.587	47.940	IN PIT		227.8	4:41.949 P	57.73	2:56.454	19:21:47.943

Weather / Track : Showers / Changeable

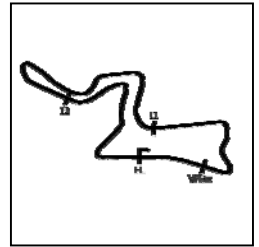
Kyalami Grand Prix Circuit

Circuit Length = 4.522 km

Start: 18:00 Flag 19:30 End: 19:34

# Kyalami 9 Hours

## FREE PRACTICE - NIGHT SESSION - SECTOR ANALYSIS



SECTOR 1 = FL to I1, SECTOR 2 = I1 to I2 SECTOR 3 = I2 to I3, SECTOR 4 = I3 to FL, DIFF = Difference To Personal Best Lap, P = Crossed Finish Line in Pit Lane, D = Time Disallowed

P19 36 Am Walkenhorst Motorsport		BMW M6 GT3							
IDEAL LAP TIME : 1:45.816		BEST LAP TIME : 1:45.968		DIFFERENCE : 0.152					
D1: Henry WALKENHORST		D2: Michael Von ROOYEN		D3: Gennaro BONAFEDE					
LAP	SECTOR 1	SECTOR 2	SECTOR 3	SPEED TRAP	LAP TIME	KPH	DIFF	TIME OF DAY	
1 - D2	OUTLAP	50.368	35.525	165.3	143.0	2:16.677	119.10	30.709	18:09:19.428
2 - D2	35.713	45.576	33.416	167.9	215.5	1:54.705	141.92	8.737	18:11:14.133
3 - D2	34.562	43.762	32.128	170.3	222.6	1:50.452	147.38	4.484	18:13:04.585
4 - D2	34.691	45.554	32.318	171.1	231.7	1:52.563	144.62	6.595	18:14:57.148
5 - D2	34.067	43.158	31.655	170.3	232.2	1:48.880	149.51	2.912	18:16:46.028
6 - D2	33.723	46.477	31.192	171.7	232.7	1:51.392	146.14	5.424	18:18:37.420
7 - D2	33.497	42.641	31.111	170.3	233.2	1:47.249	151.78	1.281	18:20:24.669
8 - D2	33.686	42.948	31.350	171.4	231.7	1:47.984	150.75	2.016	18:22:12.653
9 - D2	33.806	43.224	IN PIT		232.7	4:54.706	P 55.23	3:08.738	18:27:07.359
10 - D1	OUTLAP	51.516	34.658	167.4	169.0	2:14.185	121.31	28.217	18:29:21.544
11 - D1	36.558	47.313	32.428	170.3	221.7	1:56.299	139.97	10.331	18:31:17.843
12 - D1	34.669	45.773	32.347	170.3	231.2	1:52.789	144.33	6.821	18:33:10.632
13 - D1	34.474	45.069	32.037	170.8	232.2	1:51.580	145.89	5.612	18:35:02.212
14 - D1	34.046	44.862	31.887	169.5	232.7	1:50.795	146.93	4.827	18:36:53.007
15 - D1	34.225	44.370	32.170	170.3	231.7	1:50.765	146.97	4.797	18:38:43.772
16 - D1	35.174	44.544	31.575	171.4	229.2	1:51.293	146.27	5.325	18:40:35.065
17 - D1	34.219	44.093	31.403	170.0	232.7	1:49.715	148.37	3.747	18:42:24.780
18 - D1	34.135	44.293	IN PIT		232.7	3:37.839	P 74.73	1:51.871	18:46:02.619
19 - D3	OUTLAP	46.176	32.455	171.9	204.5	1:57.920	138.05	11.952	18:48:00.539
20 - D3	33.864	43.781	31.525	172.8	231.7	1:49.170	149.11	3.202	18:49:49.709
21 - D3	33.458	43.047	31.280	172.5	232.2	1:47.785	151.03	1.817	18:51:37.494
22 - D3	34.322	42.671	30.796	173.3	210.1	1:47.789	151.02	1.821	18:53:25.283
23 - D3	33.284	44.824	30.904	172.8	233.7	1:49.012	149.33	3.044	18:55:14.295
24 - D3	33.397	43.068	31.032	173.9	233.2	1:47.497	151.43	1.529	18:57:01.792
25 - D3	33.087	42.648	30.624	173.0	234.2	1:46.359	(3) 153.05	0.391	18:58:48.151
26 - D3	33.095	<b>42.318</b>	30.640	<b>174.4</b>	233.7	1:46.053	(2) 153.50	0.085	19:00:34.204
<b>27 - D3</b>	<b>33.069</b>	42.470	<b>30.429</b>	173.6	<b>234.7</b>	<b>1:45.968</b>	(1) <b>153.62</b>		<b>19:02:20.172</b>
28 - D3	33.967	42.865	IN PIT		234.2	4:29.157	P 60.48	2:43.189	19:06:49.329
29 - D2	OUTLAP	48.782	37.360	164.3	158.8	2:13.227	122.19	27.259	19:09:02.556
30 - D2	40.616	59.108	IN PIT		193.5	6:44.800	P 40.21	4:58.832	19:15:47.356
31 - D2	OUTLAP	49.351	35.659	168.7	158.5	2:13.485	121.95	27.517	19:18:00.841
32 - D2	36.799	47.727	34.639	168.7	221.3	1:59.165	136.61	13.197	19:20:00.006
33 - D2	36.681	47.924	34.686	169.2	229.7	1:59.291	136.46	13.323	19:21:59.297
34 - D2	36.424	49.775	36.228	167.1	229.2	2:02.427	132.97	16.459	19:24:01.724
35 - D2	37.557	48.826	35.513	167.7	219.0	2:01.896	133.54	15.928	19:26:03.620
36 - D2	38.915	49.081	35.461	167.9	225.9	2:03.457	131.86	17.489	19:28:07.077

Weather / Track : Showers / Changeable

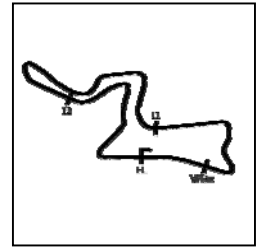
Kyalami Grand Prix Circuit

Circuit Length = 4.522 km

Start: 18:00 Flag 19:30 End: 19:34

# Kyalami 9 Hours

## FREE PRACTICE - NIGHT SESSION - SECTOR ANALYSIS



SECTOR 1 = FL to I1, SECTOR 2 = I1 to I2 SECTOR 3 = I2 to I3, SECTOR 4 = I3 to FL, DIFF = Difference To Personal Best Lap, P = Crossed Finish Line in Pit Lane, D = Time Disallowed

P20 17 Nat		Pablo Clark Racing		Ferrari 458 Italia GT3					
IDEAL LAP TIME : 1:46.628		BEST LAP TIME : 1:46.628		DIFFERENCE : 0.000					
D1: Kishoor PITAMBER		D2: Leonard Charles THOMPS		D3: Michael STEPHEN					
LAP	SECTOR 1	SECTOR 2	SECTOR 3	SPEED TRAP	LAP TIME	KPH	DIFF	TIME OF DAY	
1 - D1	OUTLAP	58.967	41.256	162.4	116.6	2:38.460	102.73	51.832	18:03:46.333
2 - D1	39.864	55.809	39.800	164.8	213.4	2:15.473	120.16	28.845	18:06:01.806
3 - D1	38.060	49.919	37.233	166.6	210.5	2:05.212	130.01	18.584	18:08:07.018
4 - D1	37.557	51.071	IN PIT		228.3	4:15.846	<b>P</b> 63.62	2:29.218	18:12:22.864
5 - D1	OUTLAP	50.466	36.497	166.4	179.1	2:13.609	121.84	26.981	18:14:36.473
6 - D1	37.269	48.740	36.270	165.1	224.0	2:02.279	133.13	15.651	18:16:38.752
7 - D1	37.239	52.369	36.017	165.8	229.2	2:05.625	129.58	18.997	18:18:44.377
8 - D1	37.029	49.626	36.440	166.1	230.2	2:03.095	132.24	16.467	18:20:47.472
9 - D1	37.526	50.733	IN PIT		230.7	8:21.511	<b>P</b> 32.46	6:34.883	18:29:08.983
10 - D2	OUTLAP	50.224	35.271	170.0	138.6	2:18.212	117.78	31.584	18:31:27.195
11 - D2	34.911	43.848	32.788	171.4	231.7	1:51.547	145.94	4.919	18:33:18.742
12 - D2	34.630	43.016	31.242	<b>173.0</b>	234.7	1:48.888	149.50	2.260	18:35:07.630
13 - D2	33.466	43.223	34.307	125.2	<b>235.2</b>	1:50.996	146.66	4.368	18:36:58.626
14 - D2	38.833	43.475	31.201	171.9	165.1	1:53.509	143.41	6.881	18:38:52.135
15 - D2	34.536	42.980	30.982	<b>173.0</b>	233.7	1:48.498	150.04	1.870	18:40:40.633
<b>16 - D2</b>	<b>33.281</b>	<b>42.537</b>	<b>30.810</b>	<b>173.0</b>	234.7	<b>1:46.628 (1)</b>	<b>152.67</b>		<b>18:42:27.261</b>
17 - D2	34.063	44.785	IN PIT		234.7	3:32.906	<b>P</b> 76.46	1:46.278	18:46:00.167
18 - D2	OUTLAP	48.775	33.316	170.0	205.7	2:01.966	133.47	15.338	18:48:02.133
19 - D2	34.894	44.948	33.434	170.3	232.2	1:53.276	143.71	6.648	18:49:55.409
20 - D2	34.768	45.300	IN PIT		231.2	5:15.582	<b>P</b> 51.58	3:28.954	18:55:10.991
21 - D3	OUTLAP	51.821	35.609	168.4	144.7	2:17.189	118.66	30.561	18:57:28.180
22 - D3	35.549	46.037	33.094	170.8	230.2	1:54.680	141.95	8.052	18:59:22.860
23 - D3	35.669	47.829	32.908	171.9	231.7	1:56.406	139.84	9.778	19:01:19.266
24 - D3	33.836	43.228	31.416	171.7	233.7	1:48.480	<b>(3)</b> 150.06	1.852	19:03:07.746
25 - D3	33.759	43.052	31.585	171.4	232.7	1:48.396	<b>(2)</b> 150.18	1.768	19:04:56.142
26 - D3	37.699	49.866	IN PIT		213.0	6:14.869	<b>P</b> 43.42	4:28.241	19:11:11.011
27 - D3	OUTLAP	53.843	37.092	165.1	152.3	2:21.006	115.45	34.378	19:13:32.017
28 - D3	38.308	49.554	36.377	165.8	220.4	2:04.239	131.03	17.611	19:15:36.256
29 - D3	37.624	50.881	IN PIT		225.9	3:39.029	<b>P</b> 74.32	1:52.401	19:19:15.285

Weather / Track : Showers / Changeable

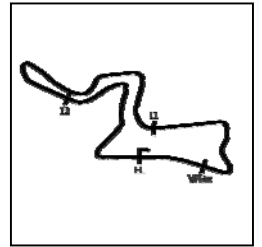
Kyalami Grand Prix Circuit

Circuit Length = 4.522 km

Start: 18:00 Flag 19:30 End: 19:34

# Kyalami 9 Hours

## FREE PRACTICE - NIGHT SESSION - SECTOR ANALYSIS



SECTOR 1 = FL to I1, SECTOR 2 = I1 to I2 SECTOR 3 = I2 to I3, SECTOR 4 = I3 to FL, DIFF = Difference To Personal Best Lap, P = Crossed Finish Line in Pit Lane, D = Time Disallowed

**P21 188 ProAm Garage 59**

**Aston Martin Vantage AMR GT3**

IDEAL LAP TIME : 1:46.937

BEST LAP TIME : 1:46.965

DIFFERENCE : 0.028

D1: Alex WEST

D2: Chris GOODWIN

D3: Côme LEDOGAR

LAP	SECTOR 1	SECTOR 2	SECTOR 3	SPEED TRAP	LAP TIME	KPH	DIFF	TIME OF DAY
1 - D1	OUTLAP	52.535	36.950	165.1	158.3	2:17.981	117.98	18:03:45.200
2 - D1	36.688	47.683	33.802	166.4	217.3	1:58.173	137.75	18:05:43.373
3 - D1	35.425	45.190	32.537	167.4	229.7	1:53.152	143.87	18:07:36.525
4 - D1	35.148	44.146	31.835	169.0	231.2	1:51.129	146.48	18:09:27.654
5 - D1	35.084	43.432	31.328	169.0	232.2	1:49.844	148.20	18:11:17.498
6 - D1	33.892	43.610	31.417	170.3	232.7	1:48.919 (3)	149.46	18:13:06.417
7 - D1	34.002	43.849	31.271	170.3	233.2	1:49.122	149.18	18:14:55.539
8 - D1	33.809	43.111	31.500	171.1	232.2	1:48.420 (2)	150.14	18:16:43.959
9 - D1	33.985	44.457	30.991	171.4	234.2	1:49.433	148.75	18:18:33.392
10 - D1	33.573	43.064	32.728	170.8	233.2	1:49.365	148.85	18:20:22.757
11 - D1	33.814	44.469	32.440	170.8	234.2	1:50.723	147.02	18:22:13.480
12 - D1	33.895	44.289	31.826	171.7	234.2	1:50.010	147.97	18:24:03.490
13 - D1	33.756	44.292	31.568	171.4	233.7	1:49.616	148.51	18:25:53.106
14 - D1	34.225	44.151	32.800	170.6	233.2	1:51.176	146.42	18:27:44.282
15 - D1	34.297	45.054	31.697	170.0	233.2	1:51.048	146.59	18:29:35.330
16 - D1	34.565	44.435	32.379	170.3	232.2	1:51.379	146.16	18:31:26.709
17 - D1	34.467	44.195	31.398	171.7	233.7	1:50.060	147.91	18:33:16.769
18 - D1	34.911	43.670	31.021	172.8	234.2	1:49.602	148.53	18:35:06.371
19 - D1	34.014	43.766	32.288	171.9	235.2	1:50.068	147.90	18:36:56.439
20 - D1	35.236	45.430	IN PIT		232.7	3:14.059 P	83.88	18:40:10.498
21 - D2	OUTLAP	46.212	32.449	171.7	186.2	2:02.565	132.82	18:42:13.063
22 - D2	35.033	45.068	31.493	170.6	233.2	1:51.594	145.87	18:44:04.657
23 - D2	34.467	44.415	34.345	170.6	233.2	1:53.227	143.77	18:45:57.884
24 - D2	34.032	44.918	32.272	170.0	232.7	1:51.222	146.36	18:47:49.106
25 - D2	34.485	44.003	32.173	169.2	230.2	1:50.661	147.10	18:49:39.767
26 - D2	34.045	44.110	IN PIT		232.2	2:38.106 P	102.96	18:52:17.873
27 - D2	OUTLAP	43.338	31.272	170.6	203.7	1:54.955	141.61	18:54:12.828
28 - D2	33.517	43.348	32.757	170.6	231.2	1:49.622	148.50	18:56:02.450
29 - D2	34.568	43.840	31.212	170.8	232.2	1:49.620	148.50	18:57:52.070
30 - D2	33.785	46.781	32.218	171.7	232.2	1:52.784	144.33	18:59:44.854
31 - D2	34.259	43.773	IN PIT		234.2	3:12.783 P	84.44	19:02:57.637
32 - D3	OUTLAP	42.955	31.325	170.0	205.3	1:53.403	143.55	19:04:51.040
33 - D3	33.545	42.509	30.911	171.4	231.7	1:46.965 (1)	152.19	19:06:38.005
34 - D3	33.571	45.897	IN PIT		233.2	18:24.125 P	14.74	19:25:02.130
35 - D3	OUTLAP	58.106	38.617	166.4	183.6	2:22.381	114.33	19:27:24.511
36 - D3	38.191	53.567	58.813	165.6	223.6	2:30.571	108.11	19:29:55.082

Weather / Track : Showers / Changeable

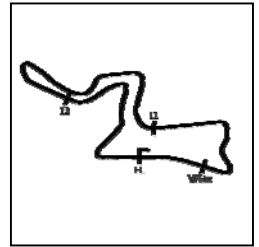
Kyalami Grand Prix Circuit

Circuit Length = 4.522 km

Start: 18:00 Flag 19:30 End: 19:34

# Kyalami 9 Hours

## FREE PRACTICE - NIGHT SESSION - SECTOR ANALYSIS



SECTOR 1 = FL to I1, SECTOR 2 = I1 to I2 SECTOR 3 = I2 to I3, SECTOR 4 = I3 to FL, DIFF = Difference To Personal Best Lap, P = Crossed Finish Line in Pit Lane, D = Time Disallowed

P22 43 ProAm Strakka Racing			Mercedes-AMG GT3						
IDEAL LAP TIME : 1:48.022		BEST LAP TIME : 1:48.323		DIFFERENCE : 0.301					
D1: Christina NIELSEN		D2: Adrian Henry D'SILVA		D3: Dominik BAUMANN					
LAP	SECTOR 1	SECTOR 2	SECTOR 3	SPEED TRAP	LAP TIME	KPH	DIFF	TIME OF DAY	
1 - D1	OUTLAP	59.963	40.592	139.5	116.6	2:35.632	104.60	47.309	18:03:49.315
2 - D1	43.460	55.395	38.477	146.9	151.8	2:17.332	118.53	29.009	18:06:06.647
3 - D1	40.164	51.823	IN PIT		180.9	3:30.069	<b>P</b> 77.49	1:41.746	18:09:36.716
4 - D1	OUTLAP	56.178	37.214	162.4	158.8	2:22.978	113.85	34.655	18:11:59.694
5 - D1	37.515	49.266	37.514	166.1	214.7	2:04.295	130.97	15.972	18:14:03.989
6 - D1	36.826	49.998	IN PIT		219.0	10:21.665	<b>P</b> 26.18	8:33.342	18:24:25.654
7 - D1	OUTLAP	50.070	35.365	169.5	163.1	2:11.113	124.16	22.790	18:26:36.767
8 - D1	36.937	47.148	33.614	168.4	225.0	1:57.699	138.31	9.376	18:28:34.466
9 - D1	39.279	47.162	IN PIT		188.8	7:12.981	<b>P</b> 37.59	5:24.658	18:35:47.447
10 - D1	OUTLAP	51.924	34.733	170.3	151.4	2:14.059	121.43	25.736	18:38:01.506
11 - D1	35.629	44.624	32.129	<b>171.1</b>	<b>231.2</b>	1:52.382	144.85	4.059	18:39:53.888
12 - D1	34.426	43.263	32.096	170.8	<b>231.2</b>	1:49.785	<b>(3)</b> 148.28	1.462	18:41:43.673
13 - D1	<b>34.112</b>	43.202	31.407	<b>171.1</b>	229.7	1:48.721	<b>(2)</b> 149.73	0.398	18:43:32.394
<b>14 - D1</b>	34.413	<b>42.651</b>	<b>31.259</b>	170.6	229.7	<b>1:48.323</b>	<b>(1)</b> <b>150.28</b>		<b>18:45:20.717</b>
15 - D1	36.698	50.629	IN PIT		229.7	13:47.618	<b>P</b> 19.66	11:59.295	18:59:08.335
16 - D2	OUTLAP	53.651	37.831	165.1	160.9	2:20.685	115.71	32.362	19:01:29.020
17 - D2	41.001	53.557	IN PIT		201.8	7:54.946	<b>P</b> 34.27	6:06.623	19:09:23.966
18 - D2	OUTLAP	59.136	IN PIT		95.0	3:59.387	<b>P</b> 68.00	2:11.064	19:13:23.353
19 - D2	OUTLAP	53.505	IN PIT		128.7	3:38.216	<b>P</b> 74.60	1:49.893	19:17:01.569
20 - D2	OUTLAP	52.752	IN PIT		188.1	3:38.558	<b>P</b> 74.48	1:50.235	19:20:40.127
21 - D2	OUTLAP	59.444	IN PIT		149.1	3:55.610	<b>P</b> 69.09	2:07.287	19:24:35.737

P23 40 Am SPS Automotive Performance			Mercedes-AMG GT3						
IDEAL LAP TIME : 1:48.870		BEST LAP TIME : 1:50.486		DIFFERENCE : 1.616					
D1: Valentin PIERBURG		D2: Tim Torsten MÜLLER		D3: Miguel RAMOS					
LAP	SECTOR 1	SECTOR 2	SECTOR 3	SPEED TRAP	LAP TIME	KPH	DIFF	TIME OF DAY	
1 - D3	OUTLAP	57.951	IN PIT		143.8	4:15.905	<b>P</b> 63.61	2:25.419	18:06:03.894
2 - D3	OUTLAP	50.966	IN PIT		159.0	6:00.412	<b>P</b> 45.16	4:09.926	18:12:04.306
3 - D1	OUTLAP	53.259	36.686	168.4	156.2	2:19.484	116.71	28.998	18:14:23.790
4 - D1	35.427	46.672	33.594	169.8	226.4	1:55.693	140.71	5.207	18:16:19.483
5 - D1	34.377	45.697	32.290	171.4	230.7	1:52.364	<b>(3)</b> 144.87	1.878	18:18:11.847
<b>6 - D1</b>	35.033	43.910	<b>31.543</b>	171.4	232.2	<b>1:50.486</b>	<b>(1)</b> <b>147.34</b>		<b>18:20:02.333</b>
7 - D1	<b>33.946</b>	<b>43.381</b>	IN PIT		230.2	3:58.789	<b>P</b> 68.17	2:08.303	18:24:01.122
8 - D2	OUTLAP	46.426	32.337	172.8	199.6	1:59.499	136.22	9.013	18:26:00.621
9 - D2	34.756	45.211	32.461	170.8	231.7	1:52.428	144.79	1.942	18:27:53.049
10 - D2	34.582	45.015	31.760	<b>173.6</b>	231.7	1:51.357	<b>(2)</b> 146.18	0.871	18:29:44.406
11 - D2	34.041	44.508	IN PIT		<b>233.2</b>	13:10.547	<b>P</b> 20.59	11:20.061	18:42:54.953
12 - D3	OUTLAP	50.627	35.092	164.6	140.6	2:11.847	123.47	21.361	18:45:06.800
13 - D3	37.529	49.432	36.310	156.5	214.7	2:03.271	132.06	12.785	18:47:10.071
14 - D3	37.651	51.655	34.498	171.1	218.6	2:03.804	131.49	13.318	18:49:13.875
15 - D3	39.565	51.636	IN PIT		190.8	7:01.814	<b>P</b> 38.59	5:11.328	18:56:15.689
16 - D1	OUTLAP	49.826	35.032	169.2	169.2	2:14.805	120.76	24.319	18:58:30.494
17 - D1	35.550	48.438	IN PIT		230.2	3:27.390	<b>P</b> 78.49	1:36.904	19:01:57.884
18 - D1	OUTLAP	48.647	IN PIT		205.7	2:14.922	<b>P</b> 120.65	24.436	19:04:12.806
19 - D1	OUTLAP	47.225	IN PIT		194.2	2:16.018	<b>P</b> 119.68	25.532	19:06:28.824

Weather / Track : Showers / Changeable

Kyalami Grand Prix Circuit

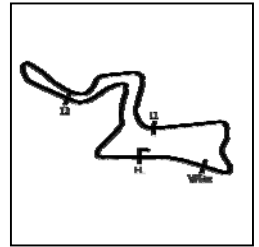
Circuit Length = 4.522 km

Start: 18:00 Flag 19:30 End: 19:34



# Kyalami 9 Hours

## FREE PRACTICE - NIGHT SESSION - SECTOR ANALYSIS



SECTOR 1 = FL to I1, SECTOR 2 = I1 to I2 SECTOR 3 = I2 to I3, SECTOR 4 = I3 to FL, DIFF = Difference To Personal Best Lap, P = Crossed Finish Line in Pit Lane, D = Time Disallowed

<b>P24 44 Pro</b>		<b>Mercedes-AMG Team Strakka Racing</b>				<b>Mercedes-AMG GT3</b>			
IDEAL LAP TIME : 1:54.414		BEST LAP TIME : 1:54.470				DIFFERENCE : 0.056			
D1: Gary PAFFETT		D2: Lewis WILLIAMSON		D3: Tristan VAUTIER					
LAP	SECTOR 1	SECTOR 2	SECTOR 3	SPEED TRAP	LAP TIME	KPH	DIFF	TIME OF DAY	
1 - D1	OUTLAP	56.445	37.307	166.6	166.4	2:19.958	116.31	25.488	18:07:38.561
2 - D1	38.408	51.831	37.110	168.2	196.3	2:07.349	127.83	12.879	18:09:45.910
3 - D1	43.515	59.789	IN PIT		181.2	3:39.384 <b>P</b>	74.20	1:44.914	18:13:25.294
4 - D2	OUTLAP	47.404	33.770	169.5	177.9	2:03.160	132.17	8.690	18:15:28.454
5 - D2	<b>35.266</b>	<b>45.625</b>	33.579	169.0	<b>229.2</b>	<b>1:54.470 (1)</b>	<b>142.21</b>		<b>18:17:22.924</b>
6 - D2	40.657	55.645	IN PIT		204.1	3:32.978 <b>P</b>	76.43	1:38.508	18:20:55.902
7 - D3	OUTLAP	55.769	36.513	167.9	159.0	2:20.619	115.76	26.149	18:23:16.521
8 - D3	37.808	49.782	35.917	<b>170.0</b>	223.1	2:03.507	131.80	9.037	18:25:20.028
9 - D3	38.840	53.758	IN PIT		211.7	15:00.348 <b>P</b>	18.08	13:05.878	18:40:20.376
10 - D1	OUTLAP	48.938	IN PIT		183.3	3:27.521 <b>P</b>	78.44	1:33.051	18:43:47.897
11 - D1	OUTLAP	49.956	IN PIT		200.3	3:29.096 <b>P</b>	77.85	1:34.626	18:47:16.993
12 - D1	OUTLAP	47.599	IN PIT		194.5	3:23.011 <b>P</b>	80.18	1:28.541	18:50:40.004
13 - D3	OUTLAP	52.064	IN PIT		167.9	2:27.407 <b>P</b>	110.43	32.937	18:53:07.411
14 - D3	OUTLAP	55.770	IN PIT		175.3	4:48.448 <b>P</b>	56.43	2:53.978	18:57:55.859
15 - D2	OUTLAP	48.899	IN PIT		201.4	3:24.355 <b>P</b>	79.66	1:29.885	19:01:20.214
16 - D2	OUTLAP	48.819	IN PIT		171.1	9:41.277 <b>P</b>	28.00	7:46.807	19:11:01.491
17 - D1	OUTLAP	47.808	34.014	168.7	193.8	2:04.555	130.69	10.085	19:13:06.046
18 - D1	36.898	47.603	<b>33.523</b>	169.5	226.8	1:58.024 <b>(2)</b>	137.93	3.554	19:15:04.070
19 - D1	36.526	48.134	34.126	169.0	227.8	1:58.786	137.04	4.316	19:17:02.856
20 - D1	37.038	47.325	IN PIT		227.3	3:17.163 <b>P</b>	82.56	1:22.693	19:20:20.019
21 - D3	OUTLAP	47.700	38.918	167.9	194.9	2:09.033	126.16	14.563	19:22:29.052
22 - D3	37.275	49.069	34.671	168.4	224.5	2:01.015	134.52	6.545	19:24:30.067
23 - D3	36.986	47.891	34.150	<b>170.0</b>	226.8	1:59.027	136.76	4.557	19:26:29.094
24 - D3	36.482	47.702	33.873	168.2	225.9	1:58.057 <b>(3)</b>	137.89	3.587	19:28:27.151
25 - D3	36.544	49.466	38.177	168.7	224.0	2:04.187	131.08	9.717	19:30:31.338

<b>P25 911 Pro</b>		<b>KUS Team 75 Bernhard</b>				<b>Porsche 911 GT3 R</b>			
IDEAL LAP TIME : 1:55.589		BEST LAP TIME : 1:55.589				DIFFERENCE : 0.000			
D1: Romain DUMAS		D2: Dirk WERNER		D3: Sven MUELLER					
LAP	SECTOR 1	SECTOR 2	SECTOR 3	SPEED TRAP	LAP TIME	KPH	DIFF	TIME OF DAY	
1 - D2	<b>35.649</b>	<b>46.231</b>	<b>33.709</b>	166.4	205.7	<b>1:55.589 (1)</b>	<b>140.83</b>		<b>18:04:07.887</b>
2 - D2	36.238	47.335	IN PIT		225.9	3:20.812 <b>P</b>	81.06	1:25.223	18:07:28.699
3 - D1	OUTLAP	48.041	34.857	168.2	192.1	2:06.550	128.63	10.961	18:09:35.249
4 - D1	35.838	46.618	33.750	168.2	<b>229.7</b>	1:56.206 <b>(2)</b>	140.08	0.617	18:11:31.455
5 - D1	36.947	47.284	34.445	166.6	229.2	1:58.676 <b>(3)</b>	137.17	3.087	18:13:30.131
6 - D1	37.475	49.067	IN PIT		227.8	3:49.640 <b>P</b>	70.89	1:54.051	18:17:19.771
7 - D3	OUTLAP	50.321	35.625	167.7	194.9	2:09.657	125.55	14.068	18:19:29.428
8 - D3	36.530	49.110	34.499	167.9	227.8	2:00.139	135.50	4.550	18:21:29.567
9 - D3	37.197	49.448	IN PIT		226.8	3:22.274 <b>P</b>	80.48	1:26.685	18:24:51.841
10 - D2	OUTLAP	50.055	IN PIT		200.0	3:28.522 <b>P</b>	78.06	1:32.933	18:28:20.363
11 - D1	OUTLAP	50.420	IN PIT		195.2	3:29.671 <b>P</b>	77.64	1:34.082	18:31:50.034
12 - D3	OUTLAP	49.273	IN PIT		204.9	3:26.632 <b>P</b>	78.78	1:31.043	18:35:16.666
13 - D2	OUTLAP	50.069	IN PIT		197.0	3:27.609 <b>P</b>	78.41	1:32.020	18:38:44.275
14 - D1	OUTLAP	51.539	IN PIT		186.5	3:32.208 <b>P</b>	76.71	1:36.619	18:42:16.483
15 - D3	OUTLAP	48.554	IN PIT		177.6	3:24.783 <b>P</b>	79.49	1:29.194	18:45:41.266
16 - D2	OUTLAP	49.687	IN PIT		201.4	26:31.443 <b>P</b>	10.22	24:35.854	19:12:12.709
17 - D3	OUTLAP	51.183	36.492	167.1	166.6	2:16.688	119.09	21.099	19:14:29.397
18 - D3	38.040	49.099	35.427	167.4	219.5	2:02.566	132.81	6.977	19:16:31.963
19 - D3	37.381	48.118	IN PIT		228.3	3:21.538 <b>P</b>	80.77	1:25.949	19:19:53.501
20 - D2	OUTLAP	50.827	35.512	<b>169.8</b>	199.6	2:08.875	126.31	13.286	19:22:02.376
21 - D2	37.178	48.911	35.611	168.4	225.9	2:01.700	133.76	6.111	19:24:04.076
22 - D2	39.961	53.314	IN PIT		198.1	3:31.419 <b>P</b>	76.99	1:35.830	19:27:35.495
23 - D1	OUTLAP	56.305	38.707	167.4	133.8	2:25.152	112.15	29.563	19:30:00.647

Weather / Track : Showers / Changeable

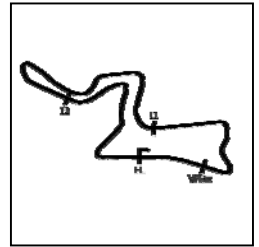
Kyalami Grand Prix Circuit

Circuit Length = 4.522 km

Start: 18:00 Flag 19:30 End: 19:34

# Kyalami 9 Hours

## FREE PRACTICE - NIGHT SESSION - SECTOR ANALYSIS



SECTOR 1 = FL to I1, SECTOR 2 = I1 to I2 SECTOR 3 = I2 to I3, SECTOR 4 = I3 to FL, DIFF = Difference To Personal Best Lap, P = Crossed Finish Line in Pit Lane, D = Time Disallowed

<b>P26 09 Am</b>		<b>Team Perfect Circle</b>			<b>Porsche 997 GT3 R</b>				
IDEAL LAP TIME : 2:03.786		BEST LAP TIME : 2:04.267			DIFFERENCE : 0.481				
D1: Franco SCRIBANTE		D2: Silvio SCRIBANTE		D3: Andre BEZUIDENHOUT					
LAP	SECTOR 1	SECTOR 2	SECTOR 3	SPEED TRAP	LAP TIME	KPH	DIFF	TIME OF DAY	
1 - D1	OUTLAP	56.682	39.637	165.1	160.9	2:25.447	111.92	21.180	18:03:49.412
2 - D1	38.134	52.278	38.459	165.1	194.9	2:08.871	126.32	4.604	18:05:58.283
3 - D1	39.424	58.278	IN PIT		219.0	5:29.257 <b>P</b>	49.44	3:24.990	18:11:27.540
4 - D2	OUTLAP	56.758	41.072	161.4	146.7	2:30.518	108.15	26.251	18:13:58.058
5 - D2	40.000	53.223	38.171	162.6	193.2	2:11.394	123.89	7.127	18:16:09.452
6 - D2	39.946	54.146	IN PIT		190.8	5:32.125 <b>P</b>	49.01	3:27.858	18:21:41.577
7 - D3	OUTLAP	56.983	44.121	125.2	161.9	2:35.529	104.66	31.262	18:24:17.106
8 - D3	55.556	1:52.036	49.496	143.8	160.4	3:37.088	74.98	1:32.821	18:27:54.194
9 - D3	43.068	59.763	39.499	150.6	181.2	2:22.330	114.37	18.063	18:30:16.524
10 - D3	44.049	57.063	IN PIT		198.5	7:01.041 <b>P</b>	38.66	4:56.774	18:37:17.565
11 - D3	OUTLAP	54.088	39.260	165.1	167.1	2:21.057	115.40	16.790	18:39:38.622
12 - D3	38.875	52.346	37.897	167.1	201.8	2:09.118	126.08	4.851	18:41:47.740
13 - D3	37.697	<b>50.749</b>	<b>35.821</b>	<b>167.7</b>	217.7	<b>2:04.267 (1)</b>	<b>131.00</b>		<b>18:43:52.007</b>
14 - D3	37.703	52.871	38.296	167.4	<b>226.4</b>	2:08.870 <b>(3)</b>	126.32	4.603	18:46:00.877
15 - D3	<b>37.216</b>	54.746	IN PIT		214.2	6:58.009 <b>P</b>	38.94	4:53.742	18:52:58.886
16 - D2	OUTLAP	56.244	41.049	151.8	112.5	2:30.296	108.31	26.029	18:55:29.182
17 - D2	38.893	53.302	39.439	153.4	191.1	2:11.634	123.67	7.367	18:57:40.816
18 - D2	38.848	52.452	37.217	153.6	214.7	2:08.517 <b>(2)</b>	126.66	4.250	18:59:49.333
19 - D2	40.020	54.976	IN PIT		190.1	8:22.258 <b>P</b>	32.41	6:17.991	19:08:11.591
20 - D1	OUTLAP	56.698	43.420	135.0	162.6	2:30.133	108.43	25.866	19:10:41.724
21 - D1	42.876	54.405	40.959	157.4	177.9	2:18.240	117.76	13.973	19:12:59.964
22 - D1	40.455	56.919	IN PIT		204.1	5:19.763 <b>P</b>	50.91	3:15.496	19:18:19.727
23 - D1	OUTLAP	54.093	37.661	164.8	178.2	2:25.118	112.17	20.851	19:20:44.845

<b>P27 13 Nat</b>		<b>Stradale Motorsport</b>			<b>Lamborghini Huracan GT3 2019</b>				
IDEAL LAP TIME : 2:04.169		BEST LAP TIME : 2:04.397			DIFFERENCE : 0.228				
D1: Charl ARANGIES		D2: Craig JARVIS		D3: Dawie JOUBERT					
LAP	SECTOR 1	SECTOR 2	SECTOR 3	SPEED TRAP	LAP TIME	KPH	DIFF	TIME OF DAY	
1 - D1	OUTLAP	52.867	IN PIT		135.8	2:50.464 <b>P</b>	95.49	46.067	19:21:45.694
2 - D1	OUTLAP	52.966	IN PIT		197.0	3:07.089 <b>P</b>	87.01	1:02.692	19:24:52.783
3 - D1	OUTLAP	51.821	36.653	163.8	156.5	2:14.785	120.77	10.388	19:27:07.568
4 - D1	38.484	<b>49.780</b>	36.305	165.1	210.1	2:04.569 <b>(2)</b>	130.68	0.172	19:29:12.137
5 - D1	<b>38.226</b>	50.008	<b>36.163</b>	<b>165.3</b>	<b>216.4</b>	<b>2:04.397 (1)</b>	<b>130.86</b>		<b>19:31:16.534</b>

# Kyalami 9 Hours

## FREE PRACTICE - NIGHT SESSION - STATISTICS

**Competitors Started** 27  
**Planned Start** 2019-11-21 @ 18:00:00.000  
**Actual Start** 2019-11-21 @ 18:00:00.000  
**Finish Time** 2019-11-21 @ 19:30:01.182  
**Track Length** 4.522km  
**Total Laps** 797  
**Total Distance Covered** 3604.034km

### Session Fastest Lap History

NO	CL	NAME	LAP TIME	TIME OF DAY	LAP	VEHICLE
911	Pro	<b>KUS Team 75 Bernhard</b> <i>D. WERNER</i>	<b>1:55.589</b>	18:04:07.912	1	Porsche 911 GT3 R
107	Pro	<b>Bentley Team M-Sport</b> <i>J. PEPPER</i>	<b>1:48.618</b>	18:04:08.716	2	Bentley Continental GT3
107	Pro	<b>Bentley Team M-Sport</b> <i>J. PEPPER</i>	<b>1:45.457</b>	18:07:42.917	4	Bentley Continental GT3
107	Pro	<b>Bentley Team M-Sport</b> <i>J. PEPPER</i>	<b>1:44.227</b>	18:12:58.565	7	Bentley Continental GT3
107	Pro	<b>Bentley Team M-Sport</b> <i>J. PEPPER</i>	<b>1:43.940</b>	18:18:12.658	10	Bentley Continental GT3
20	Pro	<b>GPX Racing</b> <i>M. CHRISTENSEN</i>	<b>1:43.675</b>	18:22:43.624	3	Porsche 911 GT3 R
20	Pro	<b>GPX Racing</b> <i>M. CHRISTENSEN</i>	<b>1:43.162</b>	18:24:26.787	4	Porsche 911 GT3 R
42	Pro	<b>BMW Team Schnitzer</b> <i>S. VAN DER LINDE</i>	<b>1:42.942</b>	18:31:43.571	3	BMW M6 GT3

### Flag History

TYPE	TIME OF DAY
GREEN	18:00:00.000
GREEN	18:00:00.429
FINISH	19:30:01.182

### Flag Statistics

TYPE	COUNT	TOTAL LAPS	TOTAL TIME
Green	2	40	1:34:09.767
Red	0	0	0.000
Safety Car	0	0	0.000
FCY	0	0	0.000

# Kyalami 9 Hours

## FREE PRACTICE - NIGHT SESSION - STATISTICS

CLASS : Pro

17 Starters

### Fastest Lap History

NO	NAME	LAP TIME	TIME OF DAY	LAP	VEHICLE
911	<b>KUS Team 75 Bernhard</b> <i>D. WERNER</i>	<b>1:55.589</b>	18:04:07.912	1	Porsche 911 GT3 R
107	<b>Bentley Team M-Sport</b> <i>J. PEPPER</i>	<b>1:48.618</b>	18:04:08.716	2	Bentley Continental GT3
107	<b>Bentley Team M-Sport</b> <i>J. PEPPER</i>	<b>1:45.457</b>	18:07:42.917	4	Bentley Continental GT3
107	<b>Bentley Team M-Sport</b> <i>J. PEPPER</i>	<b>1:44.227</b>	18:12:58.565	7	Bentley Continental GT3
107	<b>Bentley Team M-Sport</b> <i>J. PEPPER</i>	<b>1:43.940</b>	18:18:12.658	10	Bentley Continental GT3
20	<b>GPX Racing</b> <i>M. CHRISTENSEN</i>	<b>1:43.675</b>	18:22:43.624	3	Porsche 911 GT3 R
20	<b>GPX Racing</b> <i>M. CHRISTENSEN</i>	<b>1:43.162</b>	18:24:26.787	4	Porsche 911 GT3 R
42	<b>BMW Team Schnitzer</b> <i>S. VAN DER LINDE</i>	<b>1:42.942</b>	18:31:43.571	3	BMW M6 GT3

Weather / Track : Showers / Changeable

Results can be found at [www.tsl-timing.com](http://www.tsl-timing.com)

Page 2 of 6

Kyalami Grand Prix Circuit  
Circuit Length = 4.522 km  
Start: 18:00 Flag 19:30 End: 19:34

Printed - 19:41 Thursday, 21 November 2019

# Kyalami 9 Hours

## FREE PRACTICE - NIGHT SESSION - STATISTICS

CLASS : Am

3 Starters

### Fastest Lap History

NO	NAME	LAP TIME	TIME OF DAY	LAP	VEHICLE
09	<b>Team Perfect Circle</b> <i>F. SCRIBANTE</i>	<b>2:08.871</b>	18:05:58.310	2	Porsche 997 GT3 R
36	<b>Walkenhorst Motorsport</b> <i>M. ROOYEN</i>	<b>1:54.705</b>	18:11:14.157	2	BMW M6 GT3
36	<b>Walkenhorst Motorsport</b> <i>M. ROOYEN</i>	<b>1:50.452</b>	18:13:04.609	3	BMW M6 GT3
36	<b>Walkenhorst Motorsport</b> <i>M. ROOYEN</i>	<b>1:48.880</b>	18:16:46.052	5	BMW M6 GT3
36	<b>Walkenhorst Motorsport</b> <i>M. ROOYEN</i>	<b>1:47.249</b>	18:20:24.693	7	BMW M6 GT3
36	<b>Walkenhorst Motorsport</b> <i>G. BONAFEDE</i>	<b>1:46.359</b>	18:58:48.174	25	BMW M6 GT3
36	<b>Walkenhorst Motorsport</b> <i>G. BONAFEDE</i>	<b>1:46.053</b>	19:00:34.227	26	BMW M6 GT3
36	<b>Walkenhorst Motorsport</b> <i>G. BONAFEDE</i>	<b>1:45.968</b>	19:02:20.196	27	BMW M6 GT3

## Kyalami 9 Hours

### FREE PRACTICE - NIGHT SESSION - STATISTICS

CLASS : ProAm

2 Starters

#### Fastest Lap History

NO	NAME	LAP TIME	TIME OF DAY	LAP	VEHICLE
188	<b>Garage 59</b> <i>A. WEST</i>	<b>1:58.173</b>	18:05:43.398	2	Aston Martin Vantage AMR GT3
188	<b>Garage 59</b> <i>A. WEST</i>	<b>1:53.152</b>	18:07:36.550	3	Aston Martin Vantage AMR GT3
188	<b>Garage 59</b> <i>A. WEST</i>	<b>1:51.129</b>	18:09:27.678	4	Aston Martin Vantage AMR GT3
188	<b>Garage 59</b> <i>A. WEST</i>	<b>1:49.844</b>	18:11:17.523	5	Aston Martin Vantage AMR GT3
188	<b>Garage 59</b> <i>A. WEST</i>	<b>1:48.919</b>	18:13:06.442	6	Aston Martin Vantage AMR GT3
188	<b>Garage 59</b> <i>A. WEST</i>	<b>1:48.420</b>	18:16:43.983	8	Aston Martin Vantage AMR GT3
43	<b>Strakka Racing</b> <i>C. NIELSEN</i>	<b>1:48.323</b>	18:45:20.743	14	Mercedes-AMG GT3
188	<b>Garage 59</b> <i>C. LEDOGAR</i>	<b>1:46.965</b>	19:06:38.031	33	Aston Martin Vantage AMR GT3

# Kyalami 9 Hours

## FREE PRACTICE - NIGHT SESSION - STATISTICS

CLASS : Silver

3 Starters

### Fastest Lap History

NO	NAME	LAP TIME	TIME OF DAY	LAP	VEHICLE
22	<b>WTM Racing powered by Rinaldi</b> <i>J. KRUMBACH</i>	<b>1:55.270</b>	18:15:18.225	2	Ferrari 488 GT3
6	<b>Black Falcon</b> <i>S. AFANASIEV</i>	<b>1:48.058</b>	18:16:46.655	3	Mercedes-AMG GT3
6	<b>Black Falcon</b> <i>S. AFANASIEV</i>	<b>1:45.684</b>	18:20:21.113	5	Mercedes-AMG GT3
6	<b>Black Falcon</b> <i>S. AFANASIEV</i>	<b>1:44.817</b>	18:22:05.930	6	Mercedes-AMG GT3
6	<b>Black Falcon</b> <i>S. AFANASIEV</i>	<b>1:44.162</b>	18:25:35.382	8	Mercedes-AMG GT3
9	<b>Lechner Racing</b> <i>D. PEREIRA</i>	<b>1:43.986</b>	18:32:07.484	6	Porsche 911 GT3 R
9	<b>Lechner Racing</b> <i>D. PEREIRA</i>	<b>1:43.925</b>	18:35:36.304	8	Porsche 911 GT3 R

# Kyalami 9 Hours

## FREE PRACTICE - NIGHT SESSION - STATISTICS

CLASS : Nat

2 Starters

### Fastest Lap History

NO	NAME	LAP TIME	TIME OF DAY	LAP	VEHICLE
17	<b>Pablo Clark Racing</b> <i>K. PITAMBER</i>	<b>2:15.473</b>	18:06:01.825	2	Ferrari 458 Italia GT3
17	<b>Pablo Clark Racing</b> <i>K. PITAMBER</i>	<b>2:05.212</b>	18:08:07.038	3	Ferrari 458 Italia GT3
17	<b>Pablo Clark Racing</b> <i>K. PITAMBER</i>	<b>2:02.279</b>	18:16:38.773	6	Ferrari 458 Italia GT3
17	<b>Pablo Clark Racing</b> <i>L. THOMPSON</i>	<b>1:51.547</b>	18:33:18.762	11	Ferrari 458 Italia GT3
17	<b>Pablo Clark Racing</b> <i>L. THOMPSON</i>	<b>1:48.888</b>	18:35:07.649	12	Ferrari 458 Italia GT3
17	<b>Pablo Clark Racing</b> <i>L. THOMPSON</i>	<b>1:48.498</b>	18:40:40.654	15	Ferrari 458 Italia GT3
17	<b>Pablo Clark Racing</b> <i>L. THOMPSON</i>	<b>1:46.628</b>	18:42:27.282	16	Ferrari 458 Italia GT3

Weather / Track : Showers / Changeable

Results can be found at [www.tsl-timing.com](http://www.tsl-timing.com)

Page 6 of 6

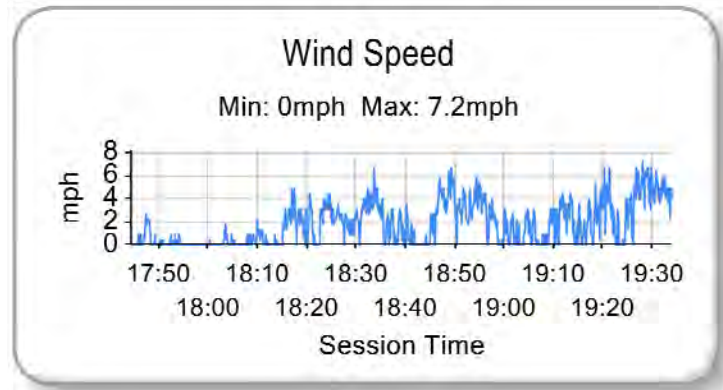
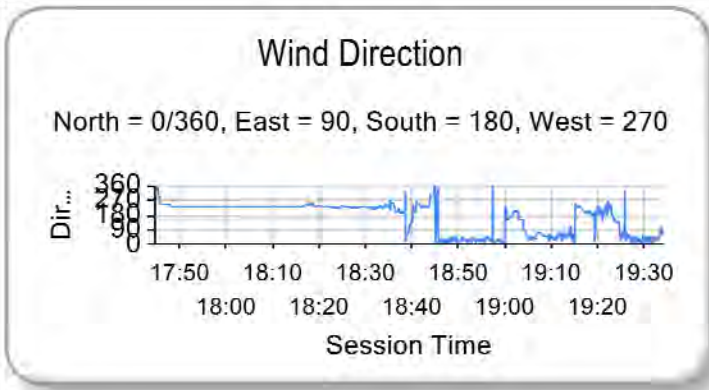
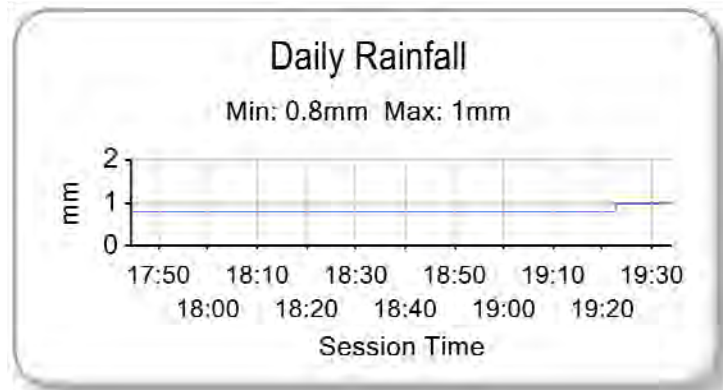
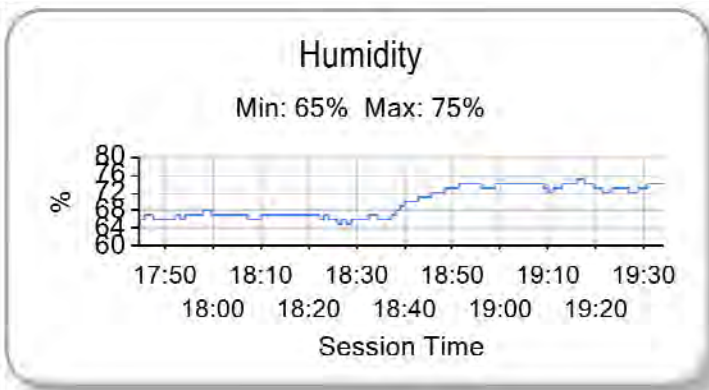
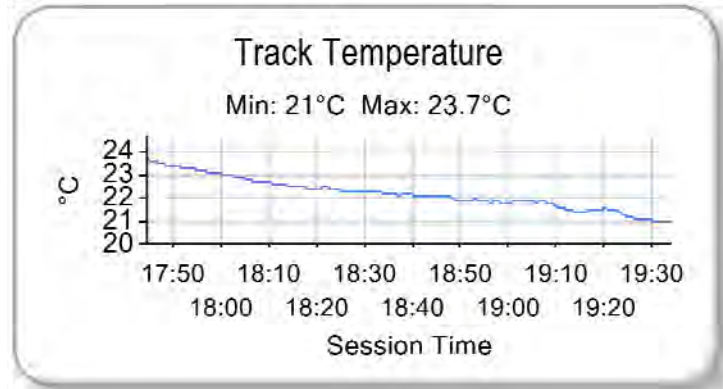
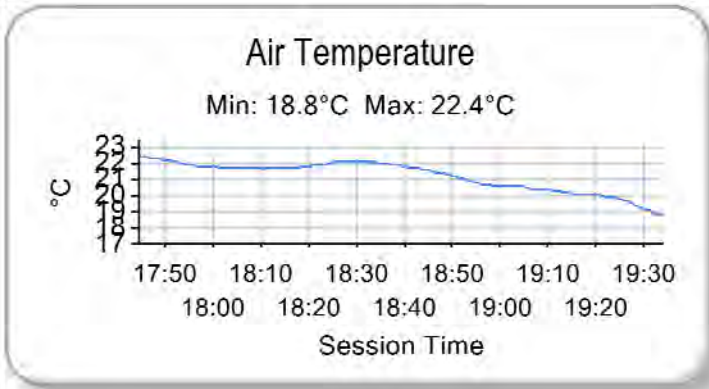
Kyalami Grand Prix Circuit  
Circuit Length = 4.522 km  
Start: 18:00 Flag 19:30 End: 19:34

Printed - 19:41 Thursday, 21 November 2019



# Kyalami 9 Hours

## FREE PRACTICE - NIGHT SESSION - WEATHER CONDITIONS



## Kyalami 9 Hours

### PRE QUALIFYING - CLASSIFICATION - FINAL

POS	NO	CL	PIC	TEAM / DRIVERS	CAR	TIME	ON	LAPS	GAP	DIFF	KPH
1	10	Pro	1	Mercedes-AMG Team SPS Automotive Performance (DEU) Yelmer BUURMAN (NDL) / Luca STOLZ (DEU) / Maximilian GOETZ (DEU)	Mercedes-AMG GT3	1:42.427	35	48			158.93
2	107	Pro	2	Bentley Team M-Sport (GBR) Jules GOUNON (FRA) / Maxime SOULET (BEL) / Jordan PEPPER (ZAF)	Bentley Continental GT3	1:42.548	20	43	0.121	0.121	158.74
3	12	Pro	3	Dinamic Motorsport (ITA) Laurens VANTHOOR (BEL) / Earl BAMBER (NZL) / Matt CAMPBELL (AUS)	Porsche 911 GT3 R	1:42.567	19	47	0.140	0.019	158.71
4	999	Pro	4	Mercedes-AMG Team GruppeM Racing (HKG) Maxi BUHK (DEU) / Maro ENGEL (DEU) / Raffaele MARCIELLO (ITA)	Mercedes-AMG GT3	1:42.580	33	42	0.153	0.013	158.69
5	35	Pro	5	KCMG (HKG) Joao Paulo de OLIVEIRA (BRA) / Katsumasa CHIYO (JPN) / Joshua BURDON (AUS)	Nissan GT-R NISMO GT3	1:42.715	17	49	0.288	0.135	158.48
6	911	Pro	6	KUS Team 75 Bernhard (DEU) Romain DUMAS (FRA) / Dirk WERNER (DEU) / Sven MUELLER (DEU)	Porsche 911 GT3 R	1:42.761	28	41	0.334	0.046	158.41
7	31	Pro	7	Frikadelli Racing Team (DEU) Mathieu JAMINET (FRA) / Dennis OLSEN (NOR) / Nick TANDY (GBR)	Porsche 911 GT3 R	1:42.834	26	43	0.407	0.073	158.30
8	30	Pro	8	Honda Team Motul (ITA) Marco BONANOMI (ITA) / Bertrand BAGUETTE (BEL) / Dane CAMERON (USA)	Honda NSX GT3 2019	1:42.901	17	56	0.474	0.067	158.20
9	108	Pro	9	Bentley Team M-Sport (GBR) Rodrigo BAPTISTA (BRA) / Andy SOUCEK (ESP) / Steven KANE (GBR)	Bentley Continental GT3	1:42.940	47	47	0.513	0.039	158.14
10	44	Pro	10	Mercedes-AMG Team Strakka Racing (GBR) Gary PAFFETT (GBR) / Lewis WILLIAMSON (GBR) / Tristan VAUTIER (FRA)	Mercedes-AMG GT3	1:42.990	32	46	0.563	0.050	158.06
11	42	Pro	11	BMW Team Schnitzer (DEU) Martin TOMCZYK (DEU) / Sheldon VAN DER LINDE (ZAF) / Augusto FARFUS (BRA)	BMW M6 GT3	1:43.038	18	49	0.611	0.048	157.99
12	76	Pro	12	R-Motorsport (CHE) Maxime MARTIN (BEL) / Enaam AHMED (GBR) / Jake DENNIS (GBR)	Aston Martin Vantage AMR GT3	1:43.043	30	40	0.616	0.005	157.98
13	29	Pro	13	Audi Sport Team Land (DEU) Markus WINKELHOECK (DEU) / Christopher MIES (DEU) / Christopher HAASE (DEU)	Audi R8 LMS GT3 2019	1:43.152	28	47	0.725	0.109	157.81
14	20	Pro	14	GPX Racing (UAE) Michael CHRISTENSEN (DNK) / Kevin ESTRE (FRA) / Richard LIETZ (AUT)	Porsche 911 GT3 R	1:43.172	46	49	0.745	0.020	157.78
15	34	Pro	15	Walkenhorst Motorsport (DEU) Christian KROGNES (NOR) / Mikkel JENSEN (DNK) / Nicky CATSBURG (NDL)	BMW M6 GT3	1:43.282	27	46	0.855	0.110	157.61
16	18	Pro	16	KCMG (HKG) Alexandre IMPERATORI (CHE) / Edoardo LIBERATI (ITA) / Oliver JARVIS (GBR)	Nissan GT-R NISMO GT3	1:43.283	45	51	0.856	0.001	157.61
17	25	Pro	17	Audi Sport Team WRT (BEL) Dries VANTHOOR (BEL) / Kelvin VAN DER LINDE (ZAF) / Frederic VERVISCH (BEL)	Audi R8 LMS GT3 2019	1:43.416	41	43	0.989	0.133	157.41
18	6	Silver	1	Black Falcon (DEU) Hubert HAUPT (DEU) / Patrick ASSENHEIMER (DEU) / Sergei AFANASIEV (RUS)	Mercedes-AMG GT3	1:43.428	50	52	1.001	0.012	157.39
19	62	Pro	18	R-Motorsport (CHE) Ricky COLLARD (GBR) / Hugo de SADELEER (CHE) / Marvin KIRCHHOEFER (DEU)	Aston Martin Vantage AMR GT3	1:43.450	32	43	1.023	0.022	157.36
20	22	Silver	2	WTM Racing powered by Rinaldi (DEU) Leonard WEISS (DEU) / Jochen KRUMBACH (DEU) / David PEREL (ZAF)	Ferrari 488 GT3	1:43.594	50	51	1.167	0.144	157.14
21	188	ProAm	1	Garage 59 (GBR) Alex WEST (SWE) / Chris GOODWIN (GBR) / Côme LEDOGAR (FRA)	Aston Martin Vantage AMR GT3	1:43.687	33	47	1.260	0.093	157.00
22	9	Silver	3	Lechner Racing (AUT) Saul HACK (ZAF) / Lars KERN (DEU) / Dylan PEREIRA (LUX)	Porsche 911 GT3 R	1:43.712	54	56	1.285	0.025	156.96
23	43	ProAm	2	Strakka Racing (GBR) Christina NIELSEN (DNK) / Adrian Henry D'SILVA (MYS) / Dominik BAUMANN (AUT)	Mercedes-AMG GT3	1:43.839	19	43	1.412	0.127	156.77
24	36	Am	1	Walkenhorst Motorsport (DEU) Henry WALKENHORST (DEU) / Michael Von ROOYEN (ZAF) / Gennaro BONAFEDE	BMW M6 GT3	1:44.335	17	46	1.908	0.496	156.02
25	40	Am	2	SPS Automotive Performance (DEU) Valentin PIERBURG (DEU) / Tim Torsten MULLER (DEU) / Miguel RAMOS (PRT)	Mercedes-AMG GT3	1:44.857	9	48	2.430	0.522	155.25
26	17	Nat	1	Pablo Clark Racing (ZAF) Kishoor PITAMBER (ZAF) / Leonard Charles THOMPSON (ZAF) / Michael STEPHEN	Ferrari 458 Italia GT3	1:45.648	19	39	3.221	0.791	154.08
27	13	Nat	2	Stradale Motorsport (ZAF) Charl ARANGIES (ZAF) / Craig JARVIS (ZAF) / Dawie JOUBERT (ZAF)	Lamborghini Huracan GT3 2019	1:46.224	41	41	3.797	0.576	153.25
28	09	Am	3	Team Perfect Circle (ZAF) Franco SCRIBANTE (ZAF) / Silvio SCRIBANTE (ZAF) / Andre BEZUIDENHOUT (ZAF)	Porsche 997 GT3 R	1:50.041	34	37	7.614	3.817	147.93

Kyalami Grand Prix Circuit  
Circuit Length = 4.522 km  
Start: 10:50 Flag 12:35 End: 12:38

Weather / Track : Sunny / Dry

Stewards :	Stewards :	Stewards :	Timekeeper :
------------	------------	------------	--------------

Results can be found at [www.tsl-timing.com](http://www.tsl-timing.com)

Printed - 13:20 Friday, 22 November 2019

## Kyalami 9 Hours

### PRE QUALIFYING - CLASSIFICATION BY CLASS - FINAL

#### CLASS : ICGT - Pro

POS	NO	TEAM / DRIVERS	CAR	TIME	ON	LAPS	GAP	DIFF	KPH
1	10	Mercedes-AMG Team SPS Automotive Performance (DEU) Yelmer BUURMAN (NDL) / Luca STOLZ (DEU) / Maximilian GOETZ (DEU)	Mercedes-AMG GT3	1:42.427	35	48			158.93
2	107	Bentley Team M-Sport (GBR) Jules GOUNON (FRA) / Maxime SOULET (BEL) / Jordan PEPPER (ZAF)	Bentley Continental GT3	1:42.548	20	43	0.121	0.121	158.74
3	12	Dinamic Motorsport (ITA) Laurens VANTHOOR (BEL) / Earl BAMBER (NZL) / Matt CAMPBELL (AUS)	Porsche 911 GT3 R	1:42.567	19	47	0.140	0.019	158.71
4	999	Mercedes-AMG Team GruppeM Racing (HKG) Maxi BUHK (DEU) / Maro ENGEL (DEU) / Raffaele MARCIELLO (ITA)	Mercedes-AMG GT3	1:42.580	33	42	0.153	0.013	158.69
5	35	KCMG (HKG) Joao Paulo de OLIVEIRA (BRA) / Katsumasa CHIYO (JPN) / Joshua BURDON (AUS)	Nissan GT-R NISMO GT3	1:42.715	17	49	0.288	0.135	158.48
6	911	KUS Team 75 Bernhard (DEU) Romain DUMAS (FRA) / Dirk WERNER (DEU) / Sven MUELLER (DEU)	Porsche 911 GT3 R	1:42.761	28	41	0.334	0.046	158.41
7	31	Frikadelli Racing Team (DEU) Mathieu JAMINET (FRA) / Dennis OLSEN (NOR) / Nick TANDY (GBR)	Porsche 911 GT3 R	1:42.834	26	43	0.407	0.073	158.30
8	30	Honda Team Motul (ITA) Marco BONANOMI (ITA) / Bertrand BAGUETTE (BEL) / Dane CAMERON (USA)	Honda NSX GT3 2019	1:42.901	17	56	0.474	0.067	158.20
9	108	Bentley Team M-Sport (GBR) Rodrigo BAPTISTA (BRA) / Andy SOUCEK (ESP) / Steven KANE (GBR)	Bentley Continental GT3	1:42.940	47	47	0.513	0.039	158.14
10	44	Mercedes-AMG Team Strakka Racing (GBR) Gary PAFFETT (GBR) / Lewis WILLIAMSON (GBR) / Tristan VAUTIER (FRA)	Mercedes-AMG GT3	1:42.990	32	46	0.563	0.050	158.06
11	42	BMW Team Schnitzer (DEU) Martin TOMCZYK (DEU) / Sheldon VAN DER LINDE (ZAF) / Augusto FARFUS (BRA)	BMW M6 GT3	1:43.038	18	49	0.611	0.048	157.99
12	76	R-Motorsport (CHE) Maxime MARTIN (BEL) / Enaam AHMED (GBR) / Jake DENNIS (GBR)	Aston Martin Vantage AMR GT3	1:43.043	30	40	0.616	0.005	157.98
13	29	Audi Sport Team Land (DEU) Markus WINKELHOECK (DEU) / Christopher MIES (DEU) / Christopher HAASE (DEU)	Audi R8 LMS GT3 2019	1:43.152	28	47	0.725	0.109	157.81
14	20	GPX Racing (UAE) Michael CHRISTENSEN (DNK) / Kevin ESTRE (FRA) / Richard LIETZ (AUT)	Porsche 911 GT3 R	1:43.172	46	49	0.745	0.020	157.78
15	34	Walkenhorst Motorsport (DEU) Christian KROGNES (NOR) / Mikkel JENSEN (DNK) / Nicky CATSBURG (NDL)	BMW M6 GT3	1:43.282	27	46	0.855	0.110	157.61
16	18	KCMG (HKG) Alexandre IMPERATORI (CHE) / Edoardo LIBERATI (ITA) / Oliver JARVIS (GBR)	Nissan GT-R NISMO GT3	1:43.283	45	51	0.856	0.001	157.61
17	25	Audi Sport Team WRT (BEL) Dries VANTHOOR (BEL) / Kelvin VAN DER LINDE (ZAF) / Frederic VERVISCH (BEL)	Audi R8 LMS GT3 2019	1:43.416	41	43	0.989	0.133	157.41
18	62	R-Motorsport (CHE) Ricky COLLARD (GBR) / Hugo de SADELEER (CHE) / Marvin KIRCHHOEFER (DEU)	Aston Martin Vantage AMR GT3	1:43.450	32	43	1.023	0.034	157.36

#### CLASS : ICGT - Am

POS	NO	TEAM / DRIVERS	CAR	TIME	ON	LAPS	GAP	DIFF	KPH
1	36	Walkenhorst Motorsport (DEU) Henry WALKENHORST (DEU) / Michael Von ROOYEN (ZAF) / Gennaro BONAFEDE (ZAF)	BMW M6 GT3	1:44.335	17	46			156.02
2	40	SPS Automotive Performance (DEU) Valentin PIERBURG (DEU) / Tim Torsten MÜLLER (DEU) / Miguel RAMOS (PRT)	Mercedes-AMG GT3	1:44.857	9	48	0.522	0.522	155.25
3	09	Team Perfect Circle (ZAF) Franco SCRIBANTE (ZAF) / Silvio SCRIBANTE (ZAF) / Andre BEZUIDENHOUT (ZAF)	Porsche 997 GT3 R	1:50.041	34	37	5.706	5.184	147.93

#### CLASS : ICGT - ProAm

POS	NO	TEAM / DRIVERS	CAR	TIME	ON	LAPS	GAP	DIFF	KPH
1	188	Garage 59 (GBR) Alex WEST (SWE) / Chris GOODWIN (GBR) / Come LEDOGAR (FRA)	Aston Martin Vantage AMR GT3	1:43.687	33	47			157.00
2	43	Strakka Racing (GBR) Christina NIELSEN (DNK) / Adrian Henry D'SILVA (MYS) / Dominik BAUMANN (AUT)	Mercedes-AMG GT3	1:43.839	19	43	0.152	0.152	156.77

Weather / Track : Sunny / Dry

Kyalami Grand Prix Circuit  
Circuit Length = 4.522 km  
Start: 10:50 Flag 12:35 End: 12:38

Stewards :	Stewards :	Stewards :	Timekeeper :
------------	------------	------------	--------------

## Kyalami 9 Hours

### PRE QUALIFYING - CLASSIFICATION BY CLASS - FINAL

#### CLASS : ICGT - Silver

POS	NO	TEAM / DRIVERS	CAR	TIME	ON	LAPS	GAP	DIFF	KPH
1	6	Black Falcon (DEU) Hubert HAUPT (DEU) / Patrick ASSENHEIMER (DEU) / Sergei AFANASIEV (RUS)	Mercedes-AMG GT3	1:43.428	50	52			157.39
2	22	WTM Racing powered by Rinaldi (DEU) Leonard WEISS (DEU) / Jochen KRUMBACH (DEU) / David PEREL (ZAF)	Ferrari 488 GT3	1:43.594	50	51	0.166	0.166	157.14
3	9	Lechner Racing (AUT) Saul HACK (ZAF) / Lars KERN (DEU) / Dylan PEREIRA (LUX)	Porsche 911 GT3 R	1:43.712	54	56	0.284	0.118	156.96

#### CLASS : ICGT - Nat

POS	NO	TEAM / DRIVERS	CAR	TIME	ON	LAPS	GAP	DIFF	KPH
1	17	Pablo Clark Racing (ZAF) Kishoor PITAMBER (ZAF) / Leonard Charles THOMPSON (ZAF) / Michael STEPHEN (ZAF)	Ferrari 458 Italia GT3	1:45.648	19	39			154.08
2	13	Stradale Motorsport (ZAF) Chari ARANGIES (ZAF) / Craig JARVIS (ZAF) / Dawie JOUBERT (ZAF)	Lamborghini Huracan GT3 2019	1:46.224	41	41	0.576	0.576	153.25

Weather / Track : Sunny / Dry

Kyalami Grand Prix Circuit  
Circuit Length = 4.522 km  
Start: 10:50 Flag 12:35 End: 12:38

Stewards :	Stewards :	Stewards :	Timekeeper :
------------	------------	------------	--------------

# Kyalami 9 Hours

## PRE QUALIFYING - BEST SECTORS

SECTOR 1				SECTOR 2				SECTOR 3				IDEAL / BEST COMPARISON			
POS	NO	NAME	TIME	NO	NAME	TIME	NO	NAME	TIME	POS	NO	NAME	IDEAL	BEST	DIFF
													<b>PERFECT LAP</b>	<b>1:42.159</b>	
1	107	Bentley Team M-Sp	32.128	999	Mercedes-AMG Tea	40.712	10	Mercedes-AMG Tea	29.319	1	10	Mercedes-AMG Team	1:42.360	1:42.427	0.067
2	108	Bentley Team M-Sp	32.141	12	Dinamic Motorsport	40.722	999	Mercedes-AMG Tea	29.382	2	999	Mercedes-AMG Team	1:42.455	1:42.580	0.125
3	911	KUS Team 75 Bernl	32.296	10	Mercedes-AMG Tea	40.728	107	Bentley Team M-Sp	29.386	3	12	Dinamic Motorsport	1:42.488	1:42.567	0.079
4	35	KCMG	32.304	35	KCMG	40.756	911	KUS Team 75 Bernl	29.406	4	35	KCMG	1:42.530	1:42.715	0.185
5	10	Mercedes-AMG Tea	32.313	31	Frikadelli Racing Te	40.777	12	Dinamic Motorsport	29.415	5	107	Bentley Team M-Spor	1:42.548	1:42.548	0.000
6	12	Dinamic Motorsport	32.351	30	Honda Team Motul	40.880	108	Bentley Team M-Sp	29.446	6	911	KUS Team 75 Bernha	1:42.638	1:42.761	0.123
7	999	Mercedes-AMG Tea	32.361	20	GPX Racing	40.913	42	BMW Team Schnitz	29.447	7	31	Frikadelli Racing Tear	1:42.649	1:42.834	0.185
8	44	Mercedes-AMG Tea	32.366	76	R-Motorsport	40.916	29	Audi Sport Team La	29.456	8	30	Honda Team Motul	1:42.782	1:42.901	0.119
9	34	Walkenhorst Motors	32.394	29	Audi Sport Team La	40.927	31	Frikadelli Racing Te	29.464	9	108	Bentley Team M-Spor	1:42.801	1:42.940	0.139
10	30	Honda Team Motul	32.398	911	KUS Team 75 Bernl	40.936	35	KCMG	29.470	10	76	R-Motorsport	1:42.841	1:43.043	0.202
11	31	Frikadelli Racing Te	32.408	18	KCMG	41.025	20	GPX Racing	29.487	11	44	Mercedes-AMG Team	1:42.904	1:42.990	0.086
12	76	R-Motorsport	32.410	107	Bentley Team M-Sp	41.034	44	Mercedes-AMG Tea	29.501	12	20	GPX Racing	1:42.914	1:43.172	0.258
13	42	BMW Team Schnitz	32.416	44	Mercedes-AMG Tea	41.037	30	Honda Team Motul	29.504	13	42	BMW Team Schnitzer	1:42.937	1:43.038	0.101
14	18	KCMG	32.452	42	BMW Team Schnitz	41.074	25	Audi Sport Team WI	29.513	14	29	Audi Sport Team Lanc	1:42.962	1:43.152	0.190
15	25	Audi Sport Team WI	32.498	25	Audi Sport Team WI	41.093	76	R-Motorsport	29.515	15	18	KCMG	1:43.086	1:43.283	0.197
16	20	GPX Racing	32.514	34	Walkenhorst Motors	41.130	62	R-Motorsport	29.571	16	34	Walkenhorst Motorspc	1:43.103	1:43.282	0.179
17	6	Black Falcon	32.516	9	Lechner Racing	41.192	34	Walkenhorst Motors	29.579	17	25	Audi Sport Team WR1	1:43.104	1:43.416	0.312
18	188	Garage 59	32.524	22	WTM Racing power	41.209	22	WTM Racing power	29.583	18	62	R-Motorsport	1:43.358	1:43.450	0.092
19	62	R-Motorsport	32.547	108	Bentley Team M-Sp	41.214	18	KCMG	29.609	19	6	Black Falcon	1:43.386	1:43.428	0.042
20	29	Audi Sport Team La	32.579	62	R-Motorsport	41.240	6	Black Falcon	29.624	20	22	WTM Racing powered	1:43.410	1:43.594	0.184
21	43	Strakka Racing	32.584	6	Black Falcon	41.246	188	Garage 59	29.684	21	9	Lechner Racing	1:43.503	1:43.712	0.209
22	9	Lechner Racing	32.602	43	Strakka Racing	41.312	43	Strakka Racing	29.698	22	188	Garage 59	1:43.589	1:43.687	0.098
23	22	WTM Racing power	32.618	188	Garage 59	41.381	9	Lechner Racing	29.709	23	43	Strakka Racing	1:43.594	1:43.839	0.245
24	36	Walkenhorst Motors	32.676	36	Walkenhorst Motors	41.417	40	SPS Automotive Pei	29.931	24	36	Walkenhorst Motorspc	1:44.170	1:44.335	0.165
25	40	SPS Automotive Pei	32.891	40	SPS Automotive Pei	41.945	36	Walkenhorst Motors	30.077	25	40	SPS Automotive Perf	1:44.767	1:44.857	0.090
26	17	Pablo Clark Racing	33.114	17	Pablo Clark Racing	42.138	17	Pablo Clark Racing	30.251	26	17	Pablo Clark Racing	1:45.503	1:45.648	0.145
27	13	Stradale Motorsport	33.293	13	Stradale Motorsport	42.289	13	Stradale Motorsport	30.539	27	13	Stradale Motorsport	1:46.121	1:46.224	0.103
28	09	Team Perfect Circle	34.124	09	Team Perfect Circle	43.969	09	Team Perfect Circle	31.550	28	09	Team Perfect Circle	1:49.643	1:50.041	0.398

Weather / Track : Sunny / Dry

Results can be found at [www.tsl-timing.com](http://www.tsl-timing.com)

Kyalami Grand Prix Circuit

Circuit Length = 4.522 km

Start: 10:50 Flag 12:35 End: 12:38

Printed - 12:42 Friday, 22 November 2019

# Kyalami 9 Hours

## PRE QUALIFYING - BEST SPEEDS

POS	NO	NAME	VMAX	KPH
1	108	Bentley Team M-Sport		241.6
2	107	Bentley Team M-Sport		241.0
3	35	KCMG		238.9
4	30	Honda Team Motul		238.9
5	42	BMW Team Schnitzer		238.9
6	34	Walkenhorst Motorsport		238.9
7	18	KCMG		238.4
8	36	Walkenhorst Motorsport		237.8
9	911	KUS Team 75 Bernhard		236.8
10	20	GPX Racing		236.8
11	188	Garage 59		236.8
12	76	R-Motorsport		236.3
13	62	R-Motorsport		236.3
14	17	Pablo Clark Racing		235.8
15	31	Frikadelli Racing Team		235.2
16	10	Mercedes-AMG Team SPS Automotive Performance		234.7
17	12	Dinamic Motorsport		234.7
18	999	Mercedes-AMG Team GruppeM Racing		234.7
19	9	Lechner Racing		234.7
20	43	Strakka Racing		234.7
21	44	Mercedes-AMG Team Strakka Racing		234.2
22	29	Audi Sport Team Land		234.2
23	6	Black Falcon		234.2
24	13	Stradale Motorsport		234.2
25	09	Team Perfect Circle		234.2
26	40	SPS Automotive Performance		233.7
27	22	WTM Racing powered by Rinaldi		233.2
28	25	Audi Sport Team WRT		231.7

Weather / Track : Sunny / Dry

Results can be found at [www.tsl-timing.com](http://www.tsl-timing.com)

Kyalami Grand Prix Circuit  
Circuit Length = 4.522 km  
Start: 10:50 Flag 12:35 End: 12:38

Printed - 12:42 Friday, 22 November 2019



# Kyalami 9 Hours

## PRE QUALIFYING - DRIVER STATISTICS

POS	NO	CL	PIC	TEAM / DRIVERS	CAR	LAPS	RACE TIME	%	BEST	ON	KPH
1	10	Pro	1	Mercedes-AMG Team SPS Automotive F	Mercedes-AMG GT3	48	<b>1:37:49.035</b>				
				Yelmer BUURMAN (NDL)		13	28:19.770	28.96	1:42.427	35	158.93
				Luca STOLZ (DEU)		20	37:21.379	38.19	1:42.902	39	158.20
				Maximilian GOETZ (DEU)		15	29:04.681	29.73	1:42.993	48	158.06
2	107	Pro	2	Bentley Team M-Sport (GBR)	Bentley Continental GT3	43	<b>1:43:28.390</b>				
				Jules GOUNON (FRA)		16	41:58.989	40.57	1:43.644	37	157.06
				Maxime SOULET (BEL)		13	26:34.892	25.69	1:43.605	31	157.12
				Jordan PEPPER (ZAF)		14	35:05.717	33.92	1:42.548	20	158.74
3	12	Pro	3	Dinamic Motorsport (ITA)	Porsche 911 GT3 R	47	<b>1:44:59.785</b>				
				Laurens VANTHOOR (BEL)		13	24:20.565	23.18	1:43.421	11	157.40
				Earl BAMBER (NZL)		10	19:25.677	18.50	1:43.226	29	157.70
				Matt CAMPBELL (AUS)		24	44:10.939	42.08	1:42.567	19	158.71
4	999	Pro	4	Mercedes-AMG Team GruppeM Racing	Mercedes-AMG GT3	42	<b>1:44:12.187</b>				
				Maxi BUHK (DEU)		12	29:24.835	28.23	1:42.917	38	158.17
				Maro ENGEL (DEU)		14	25:47.639	24.75	1:43.284	13	157.61
				Raffaele MARCIELLO (ITA)		16	32:39.605	31.34	1:42.580	33	158.69
5	35	Pro	5	KCMG (HKG)	Nissan GT-R NISMO GT3	49	<b>1:42:49.919</b>				
				Joao Paulo de OLIVEIRA (BRA)		13	24:50.858	24.16	1:42.715	17	158.48
				Katsumasa CHIYO (JPN)		18	33:03.068	32.14	1:43.547	26	157.21
				Joshua BURDON (AUS)		18	35:14.887	34.28	1:43.587	45	157.15
6	911	Pro	6	KUS Team 75 Bernhard (DEU)	Porsche 911 GT3 R	41	<b>1:43:12.862</b>				
				Romain DUMAS (FRA)		11	20:56.148	20.28	1:43.466	38	157.33
				Dirk WERNER (DEU)		17	34:56.279	33.85	1:43.009	7	158.03
				Sven MUELLER (DEU)		13	27:17.184	26.44	1:42.761	28	158.41
7	31	Pro	7	Frikadelli Racing Team (DEU)	Porsche 911 GT3 R	43	<b>1:39:59.446</b>				
				Mathieu JAMINET (FRA)		17	34:00.157	34.01	1:43.114	33	157.87
				Dennis OLSEN (NOR)		18	34:01.901	34.03	1:42.834	26	158.30
				Nick TANDY (GBR)		8	15:30.812	15.51	1:43.318	39	157.56
8	30	Pro	8	Honda Team Motul (ITA)	Honda NSX GT3 2019	56	<b>1:45:44.901</b>				
				Marco BONANOMI (ITA)		18	32:46.388	30.99	1:43.844	44	156.76
				Bertrand BAGUETTE (BEL)		15	28:09.702	26.63	1:43.703	13	156.97
				Dane CAMERON (USA)		23	41:24.741	39.16	1:42.901	17	158.20
9	108	Pro	9	Bentley Team M-Sport (GBR)	Bentley Continental GT3	47	<b>1:44:24.493</b>				
				Rodrigo BAPTISTA (BRA)		20	47:42.741	45.70	1:43.154	9	157.81
				Andy SOUCEK (ESP)		13	27:44.999	26.58	1:42.940	47	158.14
				Steven KANE (GBR)		14	30:32.318	29.25	1:43.656	35	157.05
10	44	Pro	10	Mercedes-AMG Team Strakka Racing (C	Mercedes-AMG GT3	46	<b>1:40:29.668</b>				
				Gary PAFFETT (GBR)		7	16:22.160	16.29	1:43.831	3	156.78
				Lewis WILLIAMSON (GBR)		22	49:06.007	48.86	1:43.065	46	157.95
				Tristan VAUTIER (FRA)		17	36:29.218	36.31	1:42.990	32	158.06
11	42	Pro	11	BMW Team Schnitzer (DEU)	BMW M6 GT3	49	<b>1:41:13.391</b>				
				Martin TOMCZYK (DEU)		29	53:36.400	52.96	1:43.038	18	157.99
				Sheldon VAN DER LINDE (ZAF)		11	20:35.582	20.34	1:43.507	39	157.27
				Augusto FARFUS (BRA)		9	17:22.082	17.16	1:43.652	47	157.05
12	76	Pro	12	R-Motorsport (CHE)	Aston Martin Vantage AMR GT3	40	<b>1:35:14.140</b>				
				Maxime MARTIN (BEL)		15	33:44.942	35.44	1:43.248	12	157.67
				Enaam AHMED (GBR)		13	29:12.803	30.67	1:43.858	22	156.74
				Jake DENNIS (GBR)		12	24:28.185	25.69	1:43.043	30	157.98
13	29	Pro	13	Audi Sport Team Land (DEU)	Audi R8 LMS GT3 2019	47	<b>1:43:41.374</b>				
				Markus WINKELHOCK (DEU)		15	32:24.735	31.26	1:43.732	34	156.93
				Christopher MIES (DEU)		14	28:34.308	27.56	1:43.152	28	157.81
				Christopher HAASE (DEU)		18	36:25.908	35.14	1:43.161	46	157.80
14	20	Pro	14	GPX Racing (UAE)	Porsche 911 GT3 R	49	<b>1:43:04.035</b>				
				Michael CHRISTENSEN (DNK)		5	9:37.868	9.34	1:43.196	2	157.75
				Kevin ESTRE (FRA)		19	34:25.926	33.41	1:43.643	12	157.06
				Richard LIETZ (AUT)		25	47:13.047	45.81	1:43.172	46	157.78

Kyalami Grand Prix Circuit

Circuit Length = 4.522 km

Start: 10:50 Flag 12:35 End: 12:38

Weather / Track : Sunny / Dry

# Kyalami 9 Hours

## PRE QUALIFYING - DRIVER STATISTICS

POS	NO	CL	PIC	TEAM / DRIVERS	CAR	LAPS	RACE TIME	%	BEST	ON	KPH
15	34	Pro	15	Walkenhorst Motorsport (DEU)	BMW M6 GT3	46	<b>1:44:51.556</b>				
				Christian KROGNES (NOR)		18	34:14.081	32.65	1:43.282	27	157.61
				Mikkel JENSEN (DNK)		10	20:21.607	19.42	1:43.311	8	157.57
				Nicky CATSBURG (NDL)		18	31:28.766	30.02	1:43.283	45	157.61
16	18	Pro	16	KCMG (HKG)	Nissan GT-R NISMO GT3	51	<b>1:44:49.300</b>				
				Alexandre IMPERATORI (CHE)		11	26:30.047	25.28	1:43.452	51	157.35
				Edoardo LIBERATI (ITA)		22	39:48.131	37.97	1:43.985	34	156.55
				Oliver JARVIS (GBR)		18	38:31.122	36.75	1:43.283	45	157.61
17	25	Pro	17	Audi Sport Team WRT (BEL)	Audi R8 LMS GT3 2019	43	<b>1:40:19.179</b>				
				Dries VANTHOOR (BEL)		9	17:22.996	17.33	1:43.416	41	157.41
				Kelvin VAN DER LINDE (ZAF)		19	39:42.263	39.58	1:43.420	24	157.40
				Frederic VERVISCH (BEL)		15	33:23.533	33.29	1:44.049	14	156.45
18	6	Silver	1	Black Falcon (DEU)	Mercedes-AMG GT3	52	<b>1:42:37.403</b>				
				Hubert HAUPT (DEU)		19	36:31.938	35.60	1:44.385	7	155.95
				Patrick ASSENHEIMER (DEU)		18	34:41.256	33.80	1:44.408	23	155.91
				Sergei AFANASIEV (RUS)		15	28:07.355	27.40	1:43.428	50	157.39
19	62	Pro	18	R-Motorsport (CHE)	Aston Martin Vantage AMR GT3	43	<b>1:45:04.452</b>				
				Ricky COLLARD (GBR)		11	26:46.833	25.49	1:43.450	32	157.36
				Hugo de SADELEER (CHE)		12	22:55.914	21.82	1:43.663	21	157.03
				Marvin KIRCHHOEFER (DEU)		20	38:36.821	36.75	1:43.705	37	156.97
20	22	Silver	2	WTM Racing powered by Rinaldi (DEU)	Ferrari 488 GT3	51	<b>1:44:34.796</b>				
				Leonard WEISS (DEU)		18	34:54.488	33.38	1:44.742	30	155.42
				Jochen KRUMBACH (DEU)		25	48:36.199	46.47	1:44.129	42	156.33
				David PEREL (ZAF)		8	14:08.963	13.53	1:43.594	50	157.14
21	188	ProAm	1	Garage 59 (GBR)	Aston Martin Vantage AMR GT3	47	<b>1:44:54.331</b>				
				Alex WEST (SWE)		26	50:42.781	48.34	1:46.440	40	152.94
				Chris GOODWIN (GBR)		6	10:41.196	10.19	1:45.380	43	154.48
				Côme LEDOGAR (FRA)		15	28:11.132	26.87	1:43.687	33	157.00
22	9	Silver	3	Lechner Racing (AUT)	Porsche 911 GT3 R	56	<b>1:45:11.144</b>				
				Saul HACK (ZAF)		26	47:37.710	45.28	1:44.167	21	156.27
				Lars KERN (DEU)		15	27:36.722	26.25	1:43.943	39	156.61
				Dylan PEREIRA (LUX)		15	26:22.779	25.08	1:43.712	54	156.96
23	43	ProAm	2	Strakka Racing (GBR)	Mercedes-AMG GT3	43	<b>1:41:46.463</b>				
				Christina NIELSEN (DNK)		14	29:34.608	29.06	1:45.089	12	154.90
				Adrian Henry D'SILVA (MYS)		18	35:02.886	34.44	1:46.432	40	152.95
				Dominik BAUMANN (AUT)		11	24:36.856	24.19	1:43.839	19	156.77
24	36	Am	1	Walkenhorst Motorsport (DEU)	BMW M6 GT3	46	<b>1:45:48.641</b>				
				Henry WALKENHORST (DEU)		20	40:24.661	38.19	1:45.835	43	153.81
				Michael Von ROOYEN (ZAF)		15	28:40.265	27.10	1:44.335	17	156.02
				Gennaro BONAFEDE (ZAF)		11	23:18.919	22.03	1:44.344	25	156.01
25	40	Am	2	SPS Automotive Performance (DEU)	Mercedes-AMG GT3	48	<b>1:40:15.922</b>				
				Valentin PIERBURG (DEU)		21	40:50.096	40.73	1:45.416	21	154.42
				Tim Torsten MÜLLER (DEU)		17	31:57.169	31.87	1:45.851	47	153.79
				Miguel RAMOS (PRT)		10	21:39.714	21.60	1:44.857	9	155.25
26	17	Nat	1	Pablo Clark Racing (ZAF)	Ferrari 458 Italia GT3	39	<b>1:44:59.951</b>				
				Kishoor PITAMBER (ZAF)		15	41:26.038	39.46	1:57.072	28	139.05
				Leonard Charles THOMPSON (ZAF)		6	14:01.960	13.36	1:45.962	13	153.63
				Michael STEPHEN (ZAF)		18	49:31.953	47.17	1:45.648	19	154.08
27	13	Nat	2	Stradale Motorsport (ZAF)	Lamborghini Huracan GT3 2019	41	<b>1:45:17.805</b>				
				Charl ARANGIES (ZAF)		16	30:08.769	28.63	1:46.224	41	153.25
				Craig JARVIS (ZAF)		14	32:51.318	31.20	1:52.120	25	145.19
				Dawie JOUBERT (ZAF)		11	33:52.958	32.18	1:50.417	6	147.43
28	09	Am	3	Team Perfect Circle (ZAF)	Porsche 997 GT3 R	37	<b>1:43:32.853</b>				
				Franco SCRIBANTE (ZAF)		15	39:19.145	37.97	1:50.041	34	147.93
				Silvio SCRIBANTE (ZAF)		12	25:38.133	24.76	1:50.132	19	147.81
				Andre BEZUIDENHOUT (ZAF)		10	25:28.142	24.60	1:50.691	27	147.06

Kyalami Grand Prix Circuit

Circuit Length = 4.522 km

Start: 10:50 Flag 12:35 End: 12:38

Weather / Track : Sunny / Dry



# Kyalami 9 Hours

## PRE QUALIFYING - PIT STOP ANALYSIS

<b>P1</b>	<b>10 Pro</b>	<b>Mercedes-AMG Team SPS Automotive F</b>	<b>Mercedes-AMG GT3</b>
D1: Yelmer BUURMAN	Total Stint: 13 Laps - 28:19.770 (28.96%)		Best Lap: 1:42.427 On Lap 35 @ 158.93 kph
D2: Luca STOLZ	Total Stint: 20 Laps - 37:21.379 (38.19%)		Best Lap: 1:42.902 On Lap 39 @ 158.20 kph
D3: Maximilian GOETZ	Total Stint: 15 Laps - 29:04.681 (29.73%)		Best Lap: 1:42.993 On Lap 48 @ 158.06 kph

STOP	IN TIME	DRIVER IN	STINT TIME	STOP TIME	TOTAL STOP TIME	OUT TIME	DRIVER OUT
1 -	11:22:39.860	Maximilian GOETZ	12:08.792	2:43.137	2:43.137	11:25:22.997	Maximilian GOETZ
2 -	11:32:16.599	Maximilian GOETZ	6:53.602	1:23.439	4:06.576	11:33:40.038	Luca STOLZ
3 -	11:54:18.666	Luca STOLZ	20:38.628	1:30.423	5:36.999	11:55:49.089	Yelmer BUURMAN
4 -	12:04:30.684	Yelmer BUURMAN	8:41.595	2:09.322	7:46.321	12:06:40.006	Luca STOLZ
5 -	12:16:56.640	Luca STOLZ	10:16.634	1:58.066	9:44.387	12:18:54.706	Luca STOLZ
6 -	12:22:19.984	Luca STOLZ	3:25.278	1:30.416	11:14.803	12:23:50.400	Maximilian GOETZ
7 -	12:32:30.837	Maximilian GOETZ					

<b>P2</b>	<b>107 Pro</b>	<b>Bentley Team M-Sport</b>	<b>Bentley Continental GT3</b>
D1: Jules GOUNON	Total Stint: 16 Laps - 41:58.989 (40.57%)		Best Lap: 1:43.644 On Lap 37 @ 157.06 kph
D2: Maxime SOULET	Total Stint: 13 Laps - 26:34.892 (25.69%)		Best Lap: 1:43.605 On Lap 31 @ 157.12 kph
D3: Jordan PEPPER	Total Stint: 14 Laps - 35:05.717 (33.92%)		Best Lap: 1:42.548 On Lap 20 @ 158.74 kph

STOP	IN TIME	DRIVER IN	STINT TIME	STOP TIME	TOTAL STOP TIME	OUT TIME	DRIVER OUT
1 -	11:21:20.188	Jules GOUNON	8:44.193	4:19.569	4:19.569	11:25:39.757	Jordan PEPPER
2 -	11:50:36.637	Jordan PEPPER	12:07.028	5:42.025	10:01.594	11:56:18.662	Maxime SOULET
3 -	12:13:48.372	Maxime SOULET	17:29.710	1:29.948	11:31.542	12:15:18.320	Jules GOUNON
4 -	12:20:30.279	Jules GOUNON	5:11.959	1:30.570	13:02.112	12:22:00.849	Jordan PEPPER
5 -	12:25:23.830	Jordan PEPPER	3:22.981	1:03.831	14:05.943	12:26:27.661	Maxime SOULET
6 -	12:28:10.338	Maxime SOULET	1:42.677	45.038	14:50.981	12:28:55.376	Maxime SOULET
7 -	12:30:36.691	Maxime SOULET	1:41.315	47.139	15:38.120	12:31:23.830	Maxime SOULET
8 -	12:35:35.072	Maxime SOULET					

<b>P3</b>	<b>12 Pro</b>	<b>Dinamic Motorsport</b>	<b>Porsche 911 GT3 R</b>
D1: Laurens VANTHOOR	Total Stint: 13 Laps - 24:20.565 (23.18%)		Best Lap: 1:43.421 On Lap 11 @ 157.40 kph
D2: Earl BAMBER	Total Stint: 10 Laps - 19:25.677 (18.5%)		Best Lap: 1:43.226 On Lap 29 @ 157.70 kph
D3: Matt CAMPBELL	Total Stint: 24 Laps - 44:10.939 (42.08%)		Best Lap: 1:42.567 On Lap 19 @ 158.71 kph

STOP	IN TIME	DRIVER IN	STINT TIME	STOP TIME	TOTAL STOP TIME	OUT TIME	DRIVER OUT
1 -	11:01:51.253	Laurens VANTHOOR	10:24.148	4:31.408	4:31.408	11:06:22.661	Laurens VANTHOOR
2 -	11:18:31.139	Laurens VANTHOOR	12:08.478	1:47.939	6:19.347	11:20:19.078	Matt CAMPBELL
3 -	11:25:36.932	Matt CAMPBELL	5:17.854	1:30.984	7:50.331	11:27:07.916	Matt CAMPBELL
4 -	11:35:50.066	Matt CAMPBELL	8:42.150	2:26.889	10:17.220	11:38:16.955	Earl BAMBER
5 -	11:46:54.249	Earl BAMBER	8:37.294	9:29.184	19:46.404	11:56:23.433	Earl BAMBER
6 -	12:05:01.257	Earl BAMBER	8:37.824	2:10.559	21:56.963	12:07:11.816	Matt CAMPBELL
7 -	12:15:47.709	Matt CAMPBELL	8:35.893	1:31.028	23:27.991	12:17:18.737	Matt CAMPBELL
-	Finish	Matt CAMPBELL	19:08.153				

<b>P4</b>	<b>999 Pro</b>	<b>Mercedes-AMG Team GruppeM Racing</b>	<b>Mercedes-AMG GT3</b>
D1: Maxi BUHK	Total Stint: 12 Laps - 29:24.835 (28.23%)		Best Lap: 1:42.917 On Lap 38 @ 158.17 kph
D2: Maro ENGEL	Total Stint: 14 Laps - 25:47.639 (24.75%)		Best Lap: 1:43.284 On Lap 13 @ 157.61 kph
D3: Raffaele MARCIELLO	Total Stint: 16 Laps - 32:39.605 (31.34%)		Best Lap: 1:42.580 On Lap 33 @ 158.69 kph

STOP	IN TIME	DRIVER IN	STINT TIME	STOP TIME	TOTAL STOP TIME	OUT TIME	DRIVER OUT
1 -	11:05:53.842	Maxi BUHK	14:03.612	7:00.568	7:00.568	11:12:54.410	Maro ENGEL
2 -	11:23:16.108	Maro ENGEL	10:21.698	4:40.910	11:41.478	11:27:57.018	Maro ENGEL
3 -	11:36:36.388	Maro ENGEL	8:39.370	1:30.252	13:11.730	11:38:06.640	Raffaele MARCIELLO
4 -	11:48:34.646	Raffaele MARCIELLO	10:28.006	3:52.039	17:03.769	11:52:26.685	Raffaele MARCIELLO
5 -	11:59:21.878	Raffaele MARCIELLO	6:55.193	6:16.608	23:20.377	12:05:38.486	Raffaele MARCIELLO
6 -	12:16:12.747	Raffaele MARCIELLO	10:34.261	4:42.145	28:02.522	12:20:54.892	Maxi BUHK
7 -	12:27:44.596	Maxi BUHK	6:49.704	1:30.951	29:33.473	12:29:15.547	Maro ENGEL
8 -	12:30:56.523	Maro ENGEL	1:40.976	1:30.551	31:04.024	12:32:27.074	Maro ENGEL
-	Finish	Maro ENGEL	3:35.343				

<b>P5</b>	<b>35 Pro</b>	<b>KCMG</b>	<b>Nissan GT-R NISMO GT3</b>
D1: Joao Paulo de OLIVEIRA	Total Stint: 13 Laps - 24:50.858 (24.16%)		Best Lap: 1:42.715 On Lap 17 @ 158.48 kph
D2: Katsumasa CHIYO	Total Stint: 18 Laps - 33:03.068 (32.14%)		Best Lap: 1:43.547 On Lap 26 @ 157.21 kph
D3: Joshua BURDON	Total Stint: 18 Laps - 35:14.887 (34.28%)		Best Lap: 1:43.587 On Lap 45 @ 157.15 kph

STOP	IN TIME	DRIVER IN	STINT TIME	STOP TIME	TOTAL STOP TIME	OUT TIME	DRIVER OUT
1 -	11:15:13.196	Joao Paulo de OLIVEIRA	10:34.061	6:43.592	6:43.592	11:21:56.788	Joao Paulo de OLIVEIRA
2 -	11:34:09.509	Joao Paulo de OLIVEIRA	12:12.721	2:06.073	8:49.665	11:36:15.582	Katsumasa CHIYO

Weather / Track : Sunny / Dry

Kyalami Grand Prix Circuit  
Circuit Length = 4.522 km  
Start: 10:50 Flag 12:35 End: 12:38

# Kyalami 9 Hours

## PRE QUALIFYING - PIT STOP ANALYSIS

3 -	11:48:27.654	Katsumasa CHIYO	12:12.072	3:11.995	12:01.660	11:51:39.649	Katsumasa CHIYO
4 -	12:10:47.226	Katsumasa CHIYO	19:07.577	1:43.419	13:45.079	12:12:30.645	Joshua BURDON
5 -	12:31:37.300	Joshua BURDON	19:06.655	1:30.149	15:15.228	12:33:07.449	Joshua BURDON
6 -	12:34:50.460	Joshua BURDON					

P6 911 Pro		KUS Team 75 Bernhard		Porsche 911 GT3 R			
D1: Romain DUMAS		Total Stint: 11 Laps - 20:56.148 (20.28%)		Best Lap: 1:43.466 On Lap 38 @ 157.33 kph			
D2: Dirk WERNER		Total Stint: 17 Laps - 34:56.279 (33.85%)		Best Lap: 1:43.009 On Lap 7 @ 158.03 kph			
D3: Sven MUELLER		Total Stint: 13 Laps - 27:17.184 (26.44%)		Best Lap: 1:42.761 On Lap 28 @ 158.41 kph			
STOP	IN TIME	DRIVER IN	STINT TIME	STOP TIME	TOTAL STOP TIME	OUT TIME	DRIVER OUT
1 -	11:05:50.951	Dirk WERNER	17:41.004	6:35.539	6:35.539	11:12:26.490	Dirk WERNER
2 -	11:17:39.805	Dirk WERNER	5:13.315	3:42.590	10:18.129	11:21:22.395	Dirk WERNER
3 -	11:31:40.881	Dirk WERNER	10:18.486	3:38.776	13:56.905	11:35:19.657	Sven MUELLER
4 -	11:45:39.157	Sven MUELLER	10:19.500	7:47.187	21:44.092	11:53:26.344	Sven MUELLER
5 -	12:03:56.215	Sven MUELLER	10:29.871	3:00.284	24:44.376	12:06:56.499	Romain DUMAS
6 -	12:19:16.708	Romain DUMAS	12:20.209	2:14.388	26:58.764	12:21:31.096	Romain DUMAS
7 -	12:28:35.387	Romain DUMAS	7:04.291	1:31.648	28:30.412	12:30:07.035	Sven MUELLER
8 -	12:31:49.353	Sven MUELLER	1:42.318	1:30.380	30:00.792	12:33:19.733	Sven MUELLER
9 -	12:35:04.944	Sven MUELLER					

P7 31 Pro		Frikadelli Racing Team		Porsche 911 GT3 R			
D1: Mathieu JAMINET		Total Stint: 17 Laps - 34:00.157 (34.01%)		Best Lap: 1:43.114 On Lap 33 @ 157.87 kph			
D2: Dennis OLSEN		Total Stint: 18 Laps - 34:01.901 (34.03%)		Best Lap: 1:42.834 On Lap 26 @ 158.30 kph			
D3: Nick TANDY		Total Stint: 8 Laps - 15:30.812 (15.51%)		Best Lap: 1:43.318 On Lap 39 @ 157.56 kph			
STOP	IN TIME	DRIVER IN	STINT TIME	STOP TIME	TOTAL STOP TIME	OUT TIME	DRIVER OUT
1 -	11:03:01.987	Mathieu JAMINET	12:24.404	3:22.264	3:22.264	11:06:24.251	Mathieu JAMINET
2 -	11:13:21.049	Mathieu JAMINET	6:56.798	1:27.179	4:49.443	11:14:48.228	Dennis OLSEN
3 -	11:28:40.454	Dennis OLSEN	13:52.226	2:20.378	7:09.821	11:31:00.832	Dennis OLSEN
4 -	11:39:40.806	Dennis OLSEN	8:39.974	6:49.055	13:58.876	11:46:29.861	Dennis OLSEN
5 -	11:55:08.073	Dennis OLSEN	8:38.212	2:51.489	16:50.365	11:57:59.562	Mathieu JAMINET
6 -	12:08:21.716	Mathieu JAMINET	10:22.154	2:49.622	19:39.987	12:11:11.338	Nick TANDY
7 -	12:19:49.832	Nick TANDY	8:38.494	5:30.392	25:10.379	12:25:20.224	Nick TANDY
8 -	12:32:12.542	Nick TANDY					

P8 30 Pro		Honda Team Motul		Honda NSX GT3 2019			
D1: Marco BONANOMI		Total Stint: 18 Laps - 32:46.388 (30.99%)		Best Lap: 1:43.844 On Lap 44 @ 156.76 kph			
D2: Bertrand BAGUETTE		Total Stint: 15 Laps - 28:09.702 (26.63%)		Best Lap: 1:43.703 On Lap 13 @ 156.97 kph			
D3: Dane CAMERON		Total Stint: 23 Laps - 41:24.741 (39.16%)		Best Lap: 1:42.901 On Lap 17 @ 158.20 kph			
STOP	IN TIME	DRIVER IN	STINT TIME	STOP TIME	TOTAL STOP TIME	OUT TIME	DRIVER OUT
1 -	10:56:02.761	Bertrand BAGUETTE	5:48.719	1:30.471	1:30.471	10:57:33.232	Bertrand BAGUETTE
2 -	11:18:22.760	Bertrand BAGUETTE	20:49.528	1:31.455	3:01.926	11:19:54.215	Dane CAMERON
3 -	11:28:31.645	Dane CAMERON	8:37.430	55.299	3:57.225	11:29:26.944	Dane CAMERON
4 -	11:53:44.151	Dane CAMERON	24:17.207	1:30.403	5:27.628	11:55:14.554	Marco BONANOMI
5 -	12:19:32.844	Marco BONANOMI	24:18.290	58.300	6:25.928	12:20:31.144	Marco BONANOMI
6 -	12:27:26.909	Marco BONANOMI	6:55.765	1:32.333	7:58.261	12:28:59.242	Dane CAMERON
-	Finish	Dane CAMERON	6:59.701				

P9 108 Pro		Bentley Team M-Sport		Bentley Continental GT3			
D1: Rodrigo BAPTISTA		Total Stint: 20 Laps - 47:42.741 (45.7%)		Best Lap: 1:43.154 On Lap 9 @ 157.81 kph			
D2: Andy SOUCEK		Total Stint: 13 Laps - 27:44.999 (26.58%)		Best Lap: 1:42.940 On Lap 47 @ 158.14 kph			
D3: Steven KANE		Total Stint: 14 Laps - 30:32.318 (29.25%)		Best Lap: 1:43.656 On Lap 35 @ 157.05 kph			
STOP	IN TIME	DRIVER IN	STINT TIME	STOP TIME	TOTAL STOP TIME	OUT TIME	DRIVER OUT
1 -	11:18:10.054	Rodrigo BAPTISTA	12:16.210	6:48.370	6:48.370	11:24:58.424	Steven KANE
2 -	11:39:00.839	Steven KANE	14:02.415	3:47.786	10:36.156	11:42:48.625	Andy SOUCEK
3 -	11:56:46.930	Andy SOUCEK	13:58.305	2:32.932	13:09.088	11:59:19.862	Rodrigo BAPTISTA
4 -	12:04:38.530	Rodrigo BAPTISTA	5:18.668	1:31.180	14:40.268	12:06:09.710	Steven KANE
5 -	12:11:21.603	Steven KANE	5:11.893	1:30.096	16:10.364	12:12:51.699	Andy SOUCEK
6 -	12:18:00.889	Andy SOUCEK	5:09.190	50.609	17:00.973	12:18:51.498	Rodrigo BAPTISTA
7 -	12:24:00.246	Rodrigo BAPTISTA	5:08.748	54.897	17:55.870	12:24:55.143	Steven KANE
8 -	12:30:03.690	Steven KANE	5:08.547	51.581	18:47.451	12:30:55.271	Andy SOUCEK
9 -	12:36:09.234	Andy SOUCEK					

# Kyalami 9 Hours

## PRE QUALIFYING - PIT STOP ANALYSIS

<b>P10 44 Pro</b>	<b>Mercedes-AMG Team Strakka Racing</b>	<b>Mercedes-AMG GT3</b>
D1: Gary PAFFETT	Total Stint: 7 Laps - 16:22.160 (16.29%)	Best Lap: 1:43.831 On Lap 3 @ 156.78 kph
D2: Lewis WILLIAMSON	Total Stint: 22 Laps - 49:06.007 (48.86%)	Best Lap: 1:43.065 On Lap 46 @ 157.95 kph
D3: Tristan VAUTIER	Total Stint: 17 Laps - 36:29.218 (36.31%)	Best Lap: 1:42.990 On Lap 32 @ 158.06 kph

STOP	IN TIME	DRIVER IN	STINT TIME	STOP TIME	TOTAL STOP TIME	OUT TIME	DRIVER OUT
1 -	11:04:02.842	Gary PAFFETT	12:27.498	3:54.662	3:54.662	11:07:57.504	Tristan VAUTIER
2 -	11:21:48.146	Tristan VAUTIER	13:50.642	3:11.267	7:05.929	11:24:59.413	Lewis WILLIAMSON
3 -	11:45:47.870	Lewis WILLIAMSON	20:48.457	9:03.771	16:09.700	11:54:51.641	Tristan VAUTIER
4 -	12:10:44.590	Tristan VAUTIER	15:52.949	3:34.360	19:44.060	12:14:18.950	Lewis WILLIAMSON
5 -	12:19:30.183	Lewis WILLIAMSON	5:11.233	22.258	20:06.318	12:19:52.441	Lewis WILLIAMSON
6 -	12:33:54.987	Lewis WILLIAMSON					

<b>P11 42 Pro</b>	<b>BMW Team Schnitzer</b>	<b>BMW M6 GT3</b>
D1: Martin TOMCZYK	Total Stint: 29 Laps - 53:36.400 (52.96%)	Best Lap: 1:43.038 On Lap 18 @ 157.99 kph
D2: Sheldon VAN DER LINDE	Total Stint: 11 Laps - 20:35.582 (20.34%)	Best Lap: 1:43.507 On Lap 39 @ 157.27 kph
D3: Augusto FARFUS	Total Stint: 9 Laps - 17:22.082 (17.16%)	Best Lap: 1:43.652 On Lap 47 @ 157.05 kph

STOP	IN TIME	DRIVER IN	STINT TIME	STOP TIME	TOTAL STOP TIME	OUT TIME	DRIVER OUT
1 -	10:54:17.586	Martin TOMCZYK	3:58.324	22.465	22.465	10:54:40.051	Martin TOMCZYK
2 -	10:58:16.924	Martin TOMCZYK	3:36.873	6:37.908	7:00.373	11:04:54.832	Martin TOMCZYK
3 -	11:08:38.663	Martin TOMCZYK	3:43.831	22.428	7:22.801	11:09:01.091	Martin TOMCZYK
4 -	11:12:32.619	Martin TOMCZYK	3:31.528	1:31.312	8:54.113	11:14:03.931	Martin TOMCZYK
5 -	11:24:33.012	Martin TOMCZYK	10:29.081	1:33.043	10:27.156	11:26:06.055	Martin TOMCZYK
6 -	11:52:06.939	Martin TOMCZYK	26:00.884	2:15.879	12:43.035	11:54:22.818	Sheldon VAN DER LINDE
7 -	12:03:02.153	Sheldon VAN DER LINDE	8:39.335	49.573	13:32.608	12:03:51.726	Sheldon VAN DER LINDE
8 -	12:14:17.731	Sheldon VAN DER LINDE	10:26.005	1:30.242	15:02.850	12:15:47.973	Augusto FARFUS
9 -	12:33:10.055	Augusto FARFUS					

<b>P12 76 Pro</b>	<b>R-Motorsport</b>	<b>Aston Martin Vantage AMR GT3</b>
D1: Maxime MARTIN	Total Stint: 15 Laps - 33:44.942 (35.44%)	Best Lap: 1:43.248 On Lap 12 @ 157.67 kph
D2: Enaam AHMED	Total Stint: 13 Laps - 29:12.803 (30.67%)	Best Lap: 1:43.858 On Lap 22 @ 156.74 kph
D3: Jake DENNIS	Total Stint: 12 Laps - 24:28.185 (25.69%)	Best Lap: 1:43.043 On Lap 30 @ 157.98 kph

STOP	IN TIME	DRIVER IN	STINT TIME	STOP TIME	TOTAL STOP TIME	OUT TIME	DRIVER OUT
1 -	10:57:51.529	Maxime MARTIN	7:40.142	3:54.318	3:54.318	11:01:45.847	Maxime MARTIN
2 -	11:10:27.473	Maxime MARTIN	8:41.626	58.840	4:53.158	11:11:26.313	Maxime MARTIN
3 -	11:18:46.025	Maxime MARTIN	7:19.712	5:05.096	9:58.254	11:23:51.121	Enaam AHMED
4 -	11:31:06.993	Enaam AHMED	7:15.872	2:07.927	12:06.181	11:33:14.920	Enaam AHMED
5 -	11:44:29.111	Enaam AHMED	11:14.191	2:09.467	14:15.648	11:46:38.578	Jake DENNIS
6 -	11:53:50.406	Jake DENNIS	7:11.828	52.702	15:08.350	11:54:43.108	Jake DENNIS
7 -	12:01:58.471	Jake DENNIS	7:15.363	1:33.147	16:41.497	12:03:31.618	Maxime MARTIN
8 -	12:06:57.890	Maxime MARTIN	3:26.272	1:32.094	18:13.591	12:08:29.984	Enaam AHMED
9 -	12:12:01.139	Enaam AHMED	3:31.155	1:30.243	19:43.834	12:13:31.382	Jake DENNIS
10 -	12:17:03.847	Jake DENNIS	3:32.465	1:33.487	21:17.321	12:18:37.334	Jake DENNIS
11 -	12:22:01.001	Jake DENNIS	3:23.667	1:31.715	22:49.036	12:23:32.716	Enaam AHMED
12 -	12:27:04.591	Enaam AHMED					

<b>P13 29 Pro</b>	<b>Audi Sport Team Land</b>	<b>Audi R8 LMS GT3 2019</b>
D1: Markus WINKELHOCK	Total Stint: 15 Laps - 32:24.735 (31.26%)	Best Lap: 1:43.732 On Lap 34 @ 156.93 kph
D2: Christopher MIES	Total Stint: 14 Laps - 28:34.308 (27.56%)	Best Lap: 1:43.152 On Lap 28 @ 157.81 kph
D3: Christopher HAASE	Total Stint: 18 Laps - 36:25.908 (35.14%)	Best Lap: 1:43.161 On Lap 46 @ 157.80 kph

STOP	IN TIME	DRIVER IN	STINT TIME	STOP TIME	TOTAL STOP TIME	OUT TIME	DRIVER OUT
1 -	11:04:12.934	Christopher HAASE	12:30.599	4:35.017	4:35.017	11:08:47.951	Markus WINKELHOCK
2 -	11:22:53.496	Markus WINKELHOCK	14:05.545	4:24.316	8:59.333	11:27:17.812	Christopher MIES
3 -	11:39:22.238	Christopher MIES	12:04.426	4:22.344	13:21.677	11:43:44.582	Christopher MIES
4 -	11:45:33.319	Christopher MIES	1:48.737	22.410	13:44.087	11:45:55.729	Christopher MIES
5 -	11:56:16.130	Christopher MIES	10:20.401	4:20.744	18:04.831	12:00:36.874	Markus WINKELHOCK
6 -	12:13:00.038	Markus WINKELHOCK	12:23.164	1:31.710	19:36.541	12:14:31.748	Christopher HAASE
7 -	12:21:31.121	Christopher HAASE	6:59.373	1:31.669	21:08.210	12:23:02.790	Christopher HAASE
-	Finish	Christopher HAASE	12:20.919				

# Kyalami 9 Hours

## PRE QUALIFYING - PIT STOP ANALYSIS

<b>P14</b>	<b>20 Pro</b>	<b>GPX Racing</b>	<b>Porsche 911 GT3 R</b>				
D1: Michael CHRISTENSEN	Total Stint: 5 Laps - 9:37.868 (9.34%)		Best Lap: 1:43.196 On Lap 2 @ 157.75 kph				
D2: Kevin ESTRE	Total Stint: 19 Laps - 34:25.926 (33.41%)		Best Lap: 1:43.643 On Lap 12 @ 157.06 kph				
D3: Richard LIETZ	Total Stint: 25 Laps - 47:13.047 (45.81%)		Best Lap: 1:43.172 On Lap 46 @ 157.78 kph				

STOP	IN TIME	DRIVER IN	STINT TIME	STOP TIME	TOTAL STOP TIME	OUT TIME	DRIVER OUT
1 -	11:00:30.534	Michael CHRISTENSEN	8:45.926	51.942	51.942	11:01:22.476	Richard LIETZ
2 -	11:08:19.859	Richard LIETZ	6:57.383	1:42.340	2:34.282	11:10:02.199	Kevin ESTRE
3 -	11:17:14.428	Kevin ESTRE	7:12.229	5:35.089	8:09.371	11:22:49.517	Kevin ESTRE
4 -	11:48:57.908	Kevin ESTRE	26:08.391	1:05.306	9:14.677	11:50:03.214	Richard LIETZ
5 -	12:04:00.181	Richard LIETZ	13:56.967	4:21.633	13:36.310	12:08:21.814	Richard LIETZ
6 -	12:17:11.064	Richard LIETZ	8:49.250	1:32.970	15:09.280	12:18:44.034	Richard LIETZ
7 -	12:31:05.000	Richard LIETZ	12:20.966	1:12.640	16:21.920	12:32:17.640	Richard LIETZ
8 -	12:34:01.880	Richard LIETZ	1:44.240	48.363	17:10.283	12:34:50.243	Richard LIETZ
9 -	12:36:32.144	Richard LIETZ					

<b>P15</b>	<b>34 Pro</b>	<b>Walkenhorst Motorsport</b>	<b>BMW M6 GT3</b>				
D1: Christian KROGNES	Total Stint: 18 Laps - 34:14.081 (32.65%)		Best Lap: 1:43.282 On Lap 27 @ 157.61 kph				
D2: Mikkel JENSEN	Total Stint: 10 Laps - 20:21.607 (19.42%)		Best Lap: 1:43.311 On Lap 8 @ 157.57 kph				
D3: Nicky CATSBURG	Total Stint: 18 Laps - 31:28.766 (30.02%)		Best Lap: 1:43.283 On Lap 45 @ 157.61 kph				

STOP	IN TIME	DRIVER IN	STINT TIME	STOP TIME	TOTAL STOP TIME	OUT TIME	DRIVER OUT
1 -	10:52:18.755	Mikkel JENSEN	1:49.739	1:30.043	1:30.043	10:53:48.798	Mikkel JENSEN
2 -	10:55:30.169	Mikkel JENSEN	1:41.371	1:30.268	3:00.311	10:57:00.437	Mikkel JENSEN
3 -	10:58:41.483	Mikkel JENSEN	1:41.046	1:30.641	4:30.952	11:00:12.124	Mikkel JENSEN
4 -	11:12:33.926	Mikkel JENSEN	12:21.802	2:47.649	7:18.601	11:15:21.575	Christian KROGNES
5 -	11:17:45.128	Christian KROGNES	2:23.553	4:12.461	11:31.062	11:21:57.589	Christian KROGNES
6 -	11:30:56.512	Christian KROGNES	8:58.923	2:33.224	14:04.286	11:33:29.736	Christian KROGNES
7 -	11:42:08.006	Christian KROGNES	8:38.270	1:31.136	15:35.422	11:43:39.142	Christian KROGNES
8 -	11:55:49.948	Christian KROGNES	12:10.806	2:02.529	17:37.951	11:57:52.477	Nicky CATSBURG
9 -	12:03:06.955	Nicky CATSBURG	5:14.478	3:09.478	20:47.429	12:06:16.433	Nicky CATSBURG
10 -	12:15:02.158	Nicky CATSBURG	8:45.725	2:02.299	22:49.728	12:17:04.457	Nicky CATSBURG
11 -	12:27:30.071	Nicky CATSBURG	10:25.614	47.552	23:37.280	12:28:17.623	Nicky CATSBURG
-	Finish	Nicky CATSBURG	7:02.949				

<b>P16</b>	<b>18 Pro</b>	<b>KCMG</b>	<b>Nissan GT-R NISMO GT3</b>				
D1: Alexandre IMPERATORI	Total Stint: 11 Laps - 26:30.047 (25.28%)		Best Lap: 1:43.452 On Lap 51 @ 157.35 kph				
D2: Edoardo LIBERATI	Total Stint: 22 Laps - 39:48.131 (37.97%)		Best Lap: 1:43.985 On Lap 34 @ 156.55 kph				
D3: Oliver JARVIS	Total Stint: 18 Laps - 38:31.122 (36.75%)		Best Lap: 1:43.283 On Lap 45 @ 157.61 kph				

STOP	IN TIME	DRIVER IN	STINT TIME	STOP TIME	TOTAL STOP TIME	OUT TIME	DRIVER OUT
1 -	11:13:38.987	Oliver JARVIS	10:40.981	3:14.218	3:14.218	11:16:53.205	Alexandre IMPERATORI
2 -	11:30:49.298	Alexandre IMPERATORI	13:56.093	7:13.954	10:28.172	11:38:03.252	Edoardo LIBERATI
3 -	12:16:25.135	Edoardo LIBERATI	38:21.883	1:26.248	11:54.420	12:17:51.383	Oliver JARVIS
4 -	12:28:15.957	Oliver JARVIS	10:24.574	1:31.075	13:25.495	12:29:47.032	Alexandre IMPERATORI
-	Finish	Alexandre IMPERATOR	5:20.000				

<b>P17</b>	<b>25 Pro</b>	<b>Audi Sport Team WRT</b>	<b>Audi R8 LMS GT3 2019</b>				
D1: Dries VANTHOOR	Total Stint: 9 Laps - 17:22.996 (17.33%)		Best Lap: 1:43.416 On Lap 41 @ 157.41 kph				
D2: Kelvin VAN DER LINDE	Total Stint: 19 Laps - 39:42.263 (39.58%)		Best Lap: 1:43.420 On Lap 24 @ 157.40 kph				
D3: Frederic VERVISCH	Total Stint: 15 Laps - 33:23.533 (33.29%)		Best Lap: 1:44.049 On Lap 14 @ 156.45 kph				

STOP	IN TIME	DRIVER IN	STINT TIME	STOP TIME	TOTAL STOP TIME	OUT TIME	DRIVER OUT
1 -	11:21:50.991	Frederic VERVISCH	13:58.746	2:48.410	2:48.410	11:24:39.401	Kelvin VAN DER LINDE
2 -	11:35:04.115	Kelvin VAN DER LINDE	10:24.714	1:46.425	4:34.835	11:36:50.540	Kelvin VAN DER LINDE
3 -	11:47:16.545	Kelvin VAN DER LINDE	10:26.005	8:59.373	13:34.208	11:56:15.918	Kelvin VAN DER LINDE
4 -	12:08:26.581	Kelvin VAN DER LINDE	12:10.663	6:40.881	20:15.089	12:15:07.462	Dries VANTHOOR
5 -	12:30:47.545	Dries VANTHOOR	15:40.083	49.119	21:04.208	12:31:36.664	Dries VANTHOOR
6 -	12:33:19.577	Dries VANTHOOR					

<b>P18</b>	<b>6 Silver</b>	<b>Black Falcon</b>	<b>Mercedes-AMG GT3</b>				
D1: Hubert HAUPT	Total Stint: 19 Laps - 36:31.938 (35.6%)		Best Lap: 1:44.385 On Lap 7 @ 155.95 kph				
D2: Patrick ASSENHEIMER	Total Stint: 18 Laps - 34:41.256 (33.8%)		Best Lap: 1:44.408 On Lap 23 @ 155.91 kph				
D3: Sergei AFANASIEV	Total Stint: 15 Laps - 28:07.355 (27.4%)		Best Lap: 1:43.428 On Lap 50 @ 157.39 kph				

STOP	IN TIME	DRIVER IN	STINT TIME	STOP TIME	TOTAL STOP TIME	OUT TIME	DRIVER OUT
1 -	11:07:41.188	Hubert HAUPT	19:31.087	50.408	50.408	11:08:31.596	Hubert HAUPT
2 -	11:25:58.395	Hubert HAUPT	17:26.799	1:30.710	2:21.118	11:27:29.105	Patrick ASSENHEIMER

Weather / Track : Sunny / Dry

Kyalami Grand Prix Circuit  
Circuit Length = 4.522 km  
Start: 10:50 Flag 12:35 End: 12:38

# Kyalami 9 Hours

## PRE QUALIFYING - PIT STOP ANALYSIS

3 -	11:37:54.845	Patrick ASSENHEIMER	10:25.740	46.948	3:08.066	11:38:41.793	Patrick ASSENHEIMER
4 -	11:59:38.387	Patrick ASSENHEIMER	20:56.594	3:18.922	6:26.988	12:02:57.309	Sergei AFANASIEV
5 -	12:17:06.501	Sergei AFANASIEV	14:09.192	42.957	7:09.945	12:17:49.458	Sergei AFANASIEV
6 -	12:19:31.928	Sergei AFANASIEV	1:42.470	46.069	7:56.014	12:20:17.997	Sergei AFANASIEV
7 -	12:21:59.676	Sergei AFANASIEV	1:41.679	1:47.864	9:43.878	12:23:47.540	Sergei AFANASIEV
8 -	12:34:21.554	Sergei AFANASIEV					

P19 62 Pro		R-Motorsport		Aston Martin Vantage AMR GT3			
D1: Ricky COLLARD		Total Stint: 11 Laps - 26:46.833 (25.49%)		Best Lap: 1:43.450 On Lap 32 @ 157.36 kph			
D2: Hugo de SADELEER		Total Stint: 12 Laps - 22:55.914 (21.82%)		Best Lap: 1:43.663 On Lap 21 @ 157.03 kph			
D3: Marvin KIRCHHOEFER		Total Stint: 20 Laps - 38:36.821 (36.75%)		Best Lap: 1:43.705 On Lap 37 @ 156.97 kph			
STOP	IN TIME	DRIVER IN	STINT TIME	STOP TIME	TOTAL STOP TIME	OUT TIME	DRIVER OUT
1 -	10:56:14.628	Marvin KIRCHHOEFER	5:48.956	5:05.022	5:05.022	11:01:19.650	Marvin KIRCHHOEFER
2 -	11:14:09.891	Marvin KIRCHHOEFER	12:50.241	2:12.059	7:17.081	11:16:21.950	Hugo de SADELEER
3 -	11:27:24.403	Hugo de SADELEER	11:02.453	8:24.711	15:41.792	11:35:49.114	Hugo de SADELEER
4 -	11:46:30.849	Hugo de SADELEER	10:41.735	1:11.726	16:53.518	11:47:42.575	Ricky COLLARD
5 -	11:58:26.889	Ricky COLLARD	10:44.314	3:15.151	20:08.669	12:01:42.040	Ricky COLLARD
6 -	12:10:40.298	Ricky COLLARD	8:58.258	7:04.261	27:12.930	12:17:44.559	Marvin KIRCHHOEFER
-	Finish	Marvin KIRCHHOEFER	17:45.565				

P20 22 Silver		WTM Racing powered by Rinaldi		Ferrari 488 GT3			
D1: Leonard WEISS		Total Stint: 18 Laps - 34:54.488 (33.38%)		Best Lap: 1:44.742 On Lap 30 @ 155.42 kph			
D2: Jochen KRUMBACH		Total Stint: 25 Laps - 48:36.199 (46.47%)		Best Lap: 1:44.129 On Lap 42 @ 156.33 kph			
D3: David PEREL		Total Stint: 8 Laps - 14:08.963 (13.53%)		Best Lap: 1:43.594 On Lap 50 @ 157.14 kph			
STOP	IN TIME	DRIVER IN	STINT TIME	STOP TIME	TOTAL STOP TIME	OUT TIME	DRIVER OUT
1 -	11:03:00.475	Jochen KRUMBACH	12:29.272	1:48.265	1:48.265	11:04:48.740	Jochen KRUMBACH
2 -	11:08:15.258	Jochen KRUMBACH	3:26.518	1:31.434	3:19.699	11:09:46.692	Jochen KRUMBACH
3 -	11:20:17.372	Jochen KRUMBACH	10:30.680	2:22.321	5:42.020	11:22:39.693	Leonard WEISS
4 -	11:40:18.231	Leonard WEISS	17:38.538	1:40.705	7:22.725	11:41:58.936	Leonard WEISS
5 -	11:56:06.573	Leonard WEISS	14:07.637	3:08.313	10:31.038	11:59:14.886	Jochen KRUMBACH
6 -	12:04:29.900	Jochen KRUMBACH	5:15.014	1:01.015	11:32.053	12:05:30.915	Jochen KRUMBACH
7 -	12:18:15.818	Jochen KRUMBACH	12:44.903	1:47.491	13:19.544	12:20:03.309	David PEREL
8 -	12:25:14.887	David PEREL	5:11.578	53.727	14:13.271	12:26:08.614	David PEREL
-	Finish	David PEREL	8:57.385				

P21 188 ProAm		Garage 59		Aston Martin Vantage AMR GT3			
D1: Alex WEST		Total Stint: 26 Laps - 50:42.781 (48.34%)		Best Lap: 1:46.440 On Lap 40 @ 152.94 kph			
D2: Chris GOODWIN		Total Stint: 6 Laps - 10:41.196 (10.19%)		Best Lap: 1:45.380 On Lap 43 @ 154.48 kph			
D3: Côme LEDOGAR		Total Stint: 15 Laps - 28:11.132 (26.87%)		Best Lap: 1:43.687 On Lap 33 @ 157.00 kph			
STOP	IN TIME	DRIVER IN	STINT TIME	STOP TIME	TOTAL STOP TIME	OUT TIME	DRIVER OUT
1 -	10:58:21.622	Alex WEST	8:00.700	48.714	48.714	10:59:10.336	Alex WEST
2 -	11:15:51.383	Alex WEST	16:41.047	4:18.280	5:06.994	11:20:09.663	Alex WEST
3 -	11:34:44.811	Alex WEST	14:35.148	1:16.577	6:23.571	11:36:01.388	Côme LEDOGAR
4 -	11:48:26.546	Côme LEDOGAR	12:25.158	8:41.482	15:05.053	11:57:08.028	Côme LEDOGAR
5 -	12:02:25.815	Côme LEDOGAR	5:17.787	1:30.746	16:35.799	12:03:56.561	Côme LEDOGAR
6 -	12:12:50.492	Côme LEDOGAR	8:53.931	1:34.256	18:10.055	12:14:24.748	Alex WEST
7 -	12:23:26.058	Alex WEST	9:01.310	1:07.999	19:18.054	12:24:34.057	Chris GOODWIN
-	Finish	Chris GOODWIN	10:41.196				

P22 9 Silver		Lechner Racing		Porsche 911 GT3 R			
D1: Saul HACK		Total Stint: 26 Laps - 47:37.710 (45.28%)		Best Lap: 1:44.167 On Lap 21 @ 156.27 kph			
D2: Lars KERN		Total Stint: 15 Laps - 27:36.722 (26.25%)		Best Lap: 1:43.943 On Lap 39 @ 156.61 kph			
D3: Dylan PEREIRA		Total Stint: 15 Laps - 26:22.779 (25.08%)		Best Lap: 1:43.712 On Lap 54 @ 156.96 kph			
STOP	IN TIME	DRIVER IN	STINT TIME	STOP TIME	TOTAL STOP TIME	OUT TIME	DRIVER OUT
1 -	11:22:35.092	Saul HACK	31:55.630	3:33.933	3:33.933	11:26:09.025	Saul HACK
2 -	11:40:20.235	Saul HACK	14:11.210	1:30.870	5:04.803	11:41:51.105	Lars KERN
3 -	12:07:55.513	Lars KERN	26:04.408	1:32.314	6:37.117	12:09:27.827	Dylan PEREIRA
-	Finish	Dylan PEREIRA	26:22.779				

P23 43 ProAm		Strakka Racing		Mercedes-AMG GT3			
D1: Christina NIELSEN		Total Stint: 14 Laps - 29:34.608 (29.06%)		Best Lap: 1:45.089 On Lap 12 @ 154.90 kph			
D2: Adrian Henry D'SILVA		Total Stint: 18 Laps - 35:02.886 (34.44%)		Best Lap: 1:46.432 On Lap 40 @ 152.95 kph			
D3: Dominik BAUMANN		Total Stint: 11 Laps - 24:36.856 (24.19%)		Best Lap: 1:43.839 On Lap 19 @ 156.77 kph			
STOP	IN TIME	DRIVER IN	STINT TIME	STOP TIME	TOTAL STOP TIME	OUT TIME	DRIVER OUT

Weather / Track : Sunny / Dry

Results can be found at [www.tsl-timing.com](http://www.tsl-timing.com)

Page 5 of 7

Kyalami Grand Prix Circuit  
Circuit Length = 4.522 km  
Start: 10:50 Flag 12:35 End: 12:38

Printed - 12:43 Friday, 22 November 2019

# Kyalami 9 Hours

## PRE QUALIFYING - PIT STOP ANALYSIS

1 -	11:04:29.573	Christina NIELSEN	12:50.083	9:17.863	9:17.863	11:13:47.436	Christina NIELSEN
2 -	11:26:28.145	Christina NIELSEN	12:40.709	4:03.816	13:21.679	11:30:31.961	Dominik BAUMANN
3 -	11:43:04.545	Dominik BAUMANN	12:32.584	2:08.958	15:30.637	11:45:13.503	Dominik BAUMANN
4 -	11:52:24.533	Dominik BAUMANN	7:11.030	4:53.242	20:23.879	11:57:17.775	Adrian Henry D'SILVA
5 -	12:28:29.394	Adrian Henry D'SILVA	31:11.619	1:31.092	21:54.971	12:30:00.486	Adrian Henry D'SILVA
6 -	12:31:54.135	Adrian Henry D'SILVA	1:53.649	1:33.430	23:28.401	12:33:27.565	Adrian Henry D'SILVA
7 -	12:35:25.183	Adrian Henry D'SILVA					

<b>P24 36 Am</b>		<b>Walkenhorst Motorsport</b>		<b>BMW M6 GT3</b>			
D1: Henry WALKENHORST		Total Stint: 20 Laps - 40:24.661 (38.19%)		Best Lap: 1:45.835 On Lap 43 @ 153.81 kph			
D2: Michael Von ROOYEN		Total Stint: 15 Laps - 28:40.265 (27.1%)		Best Lap: 1:44.335 On Lap 17 @ 156.02 kph			
D3: Gennaro BONAFEDE		Total Stint: 11 Laps - 23:18.919 (22.03%)		Best Lap: 1:44.344 On Lap 25 @ 156.01 kph			
STOP	IN TIME	DRIVER IN	STINT TIME	STOP TIME	TOTAL STOP TIME	OUT TIME	DRIVER OUT
1 -	10:59:59.194	Henry WALKENHORST	9:13.450	1:30.629	1:30.629	11:01:29.823	Henry WALKENHORST
2 -	11:03:17.252	Henry WALKENHORST	1:47.429	2:21.112	3:51.741	11:05:38.364	Michael Von ROOYEN
3 -	11:10:58.524	Michael Von ROOYEN	5:20.160	1:34.090	5:25.831	11:12:32.614	Michael Von ROOYEN
4 -	11:19:42.422	Michael Von ROOYEN	7:09.808	4:11.169	9:37.000	11:23:53.591	Michael Von ROOYEN
5 -	11:34:51.217	Michael Von ROOYEN	10:57.626	1:36.191	11:13.191	11:36:27.408	Gennaro BONAFEDE
6 -	11:43:28.040	Gennaro BONAFEDE	7:00.632	2:15.827	13:29.018	11:45:43.867	Gennaro BONAFEDE
7 -	11:50:54.355	Gennaro BONAFEDE	5:10.488	2:22.890	15:51.908	11:53:17.245	Gennaro BONAFEDE
8 -	12:00:11.997	Gennaro BONAFEDE	6:54.752	4:13.047	20:04.955	12:04:25.044	Henry WALKENHORST
9 -	12:18:45.691	Henry WALKENHORST	14:20.647	1:30.191	21:35.146	12:20:15.882	Henry WALKENHORST
10 -	12:31:02.620	Henry WALKENHORST	10:46.738	1:55.285	23:30.431	12:32:57.905	Michael Von ROOYEN
-	Finish	Michael Von ROOYEN	3:36.480				

<b>P25 40 Am</b>		<b>SPS Automotive Performance</b>		<b>Mercedes-AMG GT3</b>			
D1: Valentin PIERBURG		Total Stint: 21 Laps - 40:50.096 (40.73%)		Best Lap: 1:45.416 On Lap 21 @ 154.42 kph			
D2: Tim Torsten MÜLLER		Total Stint: 17 Laps - 31:57.169 (31.87%)		Best Lap: 1:45.851 On Lap 47 @ 153.79 kph			
D3: Miguel RAMOS		Total Stint: 10 Laps - 21:39.714 (21.6%)		Best Lap: 1:44.857 On Lap 9 @ 155.25 kph			
STOP	IN TIME	DRIVER IN	STINT TIME	STOP TIME	TOTAL STOP TIME	OUT TIME	DRIVER OUT
1 -	10:52:36.679	Miguel RAMOS	2:01.422	2:01.250	2:01.250	10:54:37.929	Miguel RAMOS
2 -	11:10:35.017	Miguel RAMOS	15:57.088	3:41.204	5:42.454	11:14:16.221	Valentin PIERBURG
3 -	11:41:07.778	Valentin PIERBURG	26:51.557	2:21.324	8:03.778	11:43:29.102	Valentin PIERBURG
4 -	11:52:21.800	Valentin PIERBURG	8:52.698	1:32.156	9:35.934	11:53:53.956	Valentin PIERBURG
5 -	11:55:37.474	Valentin PIERBURG	1:43.518	3:22.323	12:58.257	11:58:59.797	Tim Torsten MÜLLER
6 -	12:23:57.258	Tim Torsten MÜLLER	24:57.461	1:31.747	14:30.004	12:25:29.005	Tim Torsten MÜLLER
7 -	12:32:28.713	Tim Torsten MÜLLER					

<b>P26 17 Nat</b>		<b>Pablo Clark Racing</b>		<b>Ferrari 458 Italia GT3</b>			
D1: Kishoor PITAMBER		Total Stint: 15 Laps - 41:26.038 (39.46%)		Best Lap: 1:57.072 On Lap 28 @ 139.05 kph			
D2: Leonard Charles THOMPSON		Total Stint: 6 Laps - 14:01.960 (13.36%)		Best Lap: 1:45.962 On Lap 13 @ 153.63 kph			
D3: Michael STEPHEN		Total Stint: 18 Laps - 49:31.953 (47.17%)		Best Lap: 1:45.648 On Lap 19 @ 154.08 kph			
STOP	IN TIME	DRIVER IN	STINT TIME	STOP TIME	TOTAL STOP TIME	OUT TIME	DRIVER OUT
1 -	11:00:41.787	Michael STEPHEN	9:45.061	2:51.193	2:51.193	11:03:32.980	Kishoor PITAMBER
2 -	11:11:57.689	Kishoor PITAMBER	8:24.709	2:48.482	5:39.675	11:14:46.171	Leonard Charles THOMPSON
3 -	11:25:28.233	Leonard Charles THOMPSON	10:42.062	3:19.898	8:59.573	11:28:48.131	Michael STEPHEN
4 -	11:37:45.898	Michael STEPHEN	8:57.767	13:22.060	22:21.633	11:51:07.958	Kishoor PITAMBER
5 -	12:13:18.444	Kishoor PITAMBER	22:10.486	8:02.361	30:23.994	12:21:20.805	Michael STEPHEN
-	Finish	Michael STEPHEN	14:35.872				

<b>P27 13 Nat</b>		<b>Stradale Motorsport</b>		<b>Lamborghini Huracan GT3 2019</b>			
D1: Charl ARANGIES		Total Stint: 16 Laps - 30:08.769 (28.63%)		Best Lap: 1:46.224 On Lap 41 @ 153.25 kph			
D2: Craig JARVIS		Total Stint: 14 Laps - 32:51.318 (31.2%)		Best Lap: 1:52.120 On Lap 25 @ 145.19 kph			
D3: Dawie JOUBERT		Total Stint: 11 Laps - 33:52.958 (32.18%)		Best Lap: 1:50.417 On Lap 6 @ 147.43 kph			
STOP	IN TIME	DRIVER IN	STINT TIME	STOP TIME	TOTAL STOP TIME	OUT TIME	DRIVER OUT
1 -	11:17:37.937	Dawie JOUBERT	9:32.575	11:47.266	11:47.266	11:29:25.203	Craig JARVIS
2 -	11:44:42.242	Craig JARVIS	15:17.039	1:29.640	13:16.906	11:46:11.882	Craig JARVIS
3 -	11:57:40.444	Craig JARVIS	11:28.562	6:05.717	19:22.623	12:03:46.161	Charl ARANGIES
4 -	12:11:11.462	Charl ARANGIES	7:25.301	6:55.120	26:17.743	12:18:06.582	Charl ARANGIES
-	Finish	Charl ARANGIES	18:01.456				

# Kyalami 9 Hours

## PRE QUALIFYING - PIT STOP ANALYSIS

STOP	IN TIME	DRIVER IN	STINT TIME	STOP TIME	TOTAL STOP TIME	OUT TIME	DRIVER OUT
1 -	10:58:02.717	Franco SCRIBANTE	9:58.358	1:59.791	1:59.791	11:00:02.508	Franco SCRIBANTE
2 -	11:11:29.036	Franco SCRIBANTE	11:26.528	5:57.901	7:57.692	11:17:26.937	Silvio SCRIBANTE
3 -	11:28:55.929	Silvio SCRIBANTE	11:28.992	6:38.061	14:35.753	11:35:33.990	Silvio SCRIBANTE
4 -	11:46:50.539	Silvio SCRIBANTE	11:16.549	2:52.592	17:28.345	11:49:43.131	Andre BEZUIDENHOUT
5 -	12:08:34.920	Andre BEZUIDENHOUT	18:51.789	6:36.353	24:04.698	12:15:11.273	Franco SCRIBANTE
6 -	12:22:54.070	Franco SCRIBANTE	7:42.797	6:25.765	30:30.463	12:29:19.835	Franco SCRIBANTE
7 -	12:35:39.104	Franco SCRIBANTE					

**P28 09 Am**

**Team Perfect Circle**

**Porsche 997 GT3 R**

D1: Franco SCRIBANTE

Total Stint: 15 Laps - 39:19.145 (37.97%)

Best Lap: 1:50.041 On Lap 34 @ 147.93 kph

D2: Silvio SCRIBANTE

Total Stint: 12 Laps - 25:38.133 (24.76%)

Best Lap: 1:50.132 On Lap 19 @ 147.81 kph

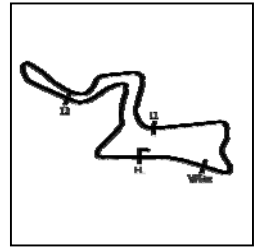
D3: Andre BEZUIDENHOUT

Total Stint: 10 Laps - 25:28.142 (24.6%)

Best Lap: 1:50.691 On Lap 27 @ 147.06 kph

# Kyalami 9 Hours

## PRE QUALIFYING - SECTOR ANALYSIS



SECTOR 1 = FL to I1, SECTOR 2 = I1 to I2 SECTOR 3 = I2 to I3, SECTOR 4 = I3 to FL, DIFF = Difference To Personal Best Lap, P = Crossed Finish Line in Pit Lane, D = Time Disallowed

P1 10 Pro Mercedes-AMG Team SPS Automotive Perf Mercedes-AMG GT3									
IDEAL LAP TIME : 1:42.360		BEST LAP TIME : 1:42.427		DIFFERENCE : 0.067					
D1: Yelmer BUURMAN		D2: Luca STOLZ		D3: Maximilian GOETZ					
LAP	SECTOR 1	SECTOR 2	SECTOR 3	SPEED TRAP	LAP TIME	KPH	DIFF	TIME OF DAY	
1 - D1	OUTLAP	46.011	31.808	170.0	159.5	2:01.517	133.96	19.090	10:55:05.321
2 - D1	33.769	42.464	IN PIT		229.7	3:02.397	P 89.25	1:19.970	10:58:07.718
3 - D1	OUTLAP	42.143	30.163	173.6	203.0	1:51.307	146.25	8.880	10:59:59.025
4 - D1	32.779	41.571	30.186	173.3	229.7	1:44.536	155.72	2.109	11:01:43.561
5 - D1	32.703	41.298	29.783	172.5	231.7	1:43.784	156.85	1.357	11:03:27.345
6 - D1	32.624	41.222	29.708	172.5	231.7	1:43.554	157.20	1.127	11:05:10.899
7 - D1	32.843	41.270	31.261	174.1	232.2	1:45.374	154.48	2.947	11:06:56.273
8 - D1	32.654	41.430	IN PIT		232.7	3:34.795	P 75.78	1:52.368	11:10:31.068
9 - D3	OUTLAP	41.526	29.727	173.0	205.3	1:49.485	148.68	7.058	11:12:20.553
10 - D3	32.736	41.248	30.092	173.6	230.7	1:44.076	156.41	1.649	11:14:04.629
11 - D3	32.787	42.167	29.835	172.8	232.2	1:44.789	155.35	2.362	11:15:49.418
12 - D3	32.667	41.912	31.635	171.4	231.7	1:46.214	153.26	3.787	11:17:35.632
13 - D3	33.311	41.415	29.815	172.8	230.2	1:44.541	155.72	2.114	11:19:20.173
14 - D3	32.647	41.597	29.773	173.0	230.2	1:44.017	156.50	1.590	11:21:04.190
15 - D3	32.445	41.128	IN PIT		231.7	4:17.216	P 63.28	2:34.789	11:25:21.406
16 - D3	OUTLAP	41.288	29.819	173.0	205.3	1:49.054	149.27	6.627	11:27:10.460
17 - D3	32.473	41.327	33.256	174.4	232.2	1:47.056	152.06	4.629	11:28:57.516
18 - D3	32.565	40.903	29.677	173.9	232.7	1:43.145	157.82	0.718	11:30:40.661
19 - D3	32.710	41.264	IN PIT		231.7	2:57.782	P 91.56	1:15.355	11:33:38.443
20 - D2	OUTLAP	41.402	29.845	172.8	205.7	1:49.384	148.82	6.957	11:35:27.827
21 - D2	33.368	41.130	29.574	172.8	232.2	1:44.072	156.42	1.645	11:37:11.899
22 - D2	32.576	41.248	29.675	172.2	231.2	1:43.499	157.28	1.072	11:38:55.398
23 - D2	32.592	41.092	29.590	173.3	231.7	1:43.274	157.63	0.847	11:40:38.672
24 - D2	32.498	40.943	29.573	173.3	231.7	1:43.014	158.02	0.587	11:42:21.686
25 - D2	32.721	41.040	29.889	170.8	231.7	1:43.650	157.05	1.223	11:44:05.336
26 - D2	32.482	41.235	29.688	173.0	232.7	1:43.405	157.43	0.978	11:45:48.741
27 - D2	32.706	41.115	29.681	172.5	233.2	1:43.502	157.28	1.075	11:47:32.243
28 - D2	32.543	41.196	29.835	173.9	232.7	1:43.574	157.17	1.147	11:49:15.817
29 - D2	32.882	41.538	29.528	173.9	232.7	1:43.948	156.60	1.521	11:50:59.765
30 - D2	32.557	41.164	30.102	174.7	233.7	1:43.823	156.79	1.396	11:52:43.588
31 - D2	32.472	40.976	IN PIT		233.2	3:03.909	P 88.51	1:21.482	11:55:47.497
32 - D1	OUTLAP	42.840	30.600	174.7	185.8	1:54.520	142.15	12.093	11:57:42.017
33 - D1	<b>32.313</b>	41.063	32.500	174.7	231.2	1:45.876	153.75	3.449	11:59:27.893
34 - D1	32.374	42.214	29.854	173.6	232.2	1:44.442	155.86	2.015	12:01:12.335
<b>35 - D1</b>	32.380	<b>40.728</b>	<b>29.319</b>	173.6	231.2	<b>1:42.427 (1)</b>	<b>158.93</b>		<b>12:02:54.762</b>
36 - D1	32.462	41.055	IN PIT		232.7	3:43.653	P 72.78	2:01.226	12:06:38.415
37 - D2	OUTLAP	41.331	29.621	173.6	206.1	1:48.975	149.38	6.548	12:08:27.390
38 - D2	32.787	41.254	29.529	174.4	233.7	1:43.570	157.18	1.143	12:10:10.960
39 - D2	32.480	40.847	29.575	174.4	234.2	1:42.902 (2)	158.20	0.475	12:11:53.862
40 - D2	32.355	41.359	29.603	174.4	233.7	1:43.317	157.56	0.890	12:13:37.179
41 - D2	32.756	41.108	29.674	<b>175.0</b>	<b>234.7</b>	1:43.538	157.22	1.111	12:15:20.717
42 - D2	32.438	41.185	IN PIT		233.7	3:32.402	P 76.64	1:49.975	12:18:53.119
43 - D2	OUTLAP	41.178	32.301	173.9	207.6	1:51.117	146.50	8.690	12:20:44.236
44 - D2	32.754	41.146	IN PIT		233.2	3:04.575	P 88.19	1:22.148	12:23:48.811
45 - D3	OUTLAP	41.947	29.559	174.4	206.5	1:49.909	148.11	7.482	12:25:38.720
46 - D3	32.560	41.028	29.543	174.7	233.2	1:43.131	157.84	0.704	12:27:21.851
47 - D3	32.501	40.935	34.559	174.4	231.7	1:47.995	150.74	5.568	12:29:09.846
48 - D3	32.635	40.785	29.573	168.7	231.7	1:42.993 (3)	158.06	0.566	12:30:52.839

Weather / Track : Sunny / Dry

Kyalami Grand Prix Circuit

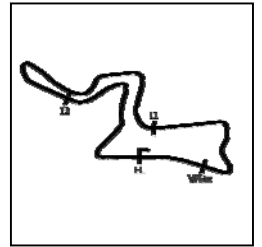
Circuit Length = 4.522 km

Start: 10:50 Flag 12:35 End: 12:38



# Kyalami 9 Hours

## PRE QUALIFYING - SECTOR ANALYSIS



SECTOR 1 = FL to I1, SECTOR 2 = I1 to I2 SECTOR 3 = I2 to I3, SECTOR 4 = I3 to FL, DIFF = Difference To Personal Best Lap, P = Crossed Finish Line in Pit Lane, D = Time Disallowed

P2 107 Pro		Bentley Team M-Sport			Bentley Continental GT3				
IDEAL LAP TIME : 1:42.548		BEST LAP TIME : 1:42.548			DIFFERENCE : 0.000				
D1: Jules GOUNON		D2: Maxime SOULET			D3: Jordan PEPPER				
LAP	SECTOR 1	SECTOR 2	SECTOR 3	SPEED TRAP	LAP TIME	KPH	DIFF	TIME OF DAY	
1 - D1	OUTLAP	44.863	37.524	176.1	153.6	2:07.045	128.13	24.497	10:52:30.342
2 - D1	33.706	42.885	33.117	175.8	237.8	1:49.708	148.38	7.160	10:54:20.050
3 - D1	33.003	41.642	33.481	<b>178.2</b>	238.9	1:48.126	150.55	5.578	10:56:08.176
4 - D1	32.870	42.070	30.608	177.9	240.0	1:45.548	154.23	3.000	10:57:53.724
5 - D1	32.443	41.506	29.921	176.4	240.5	1:43.870	156.72	1.322	10:59:37.594
6 - D1	32.740	41.615	30.087	177.6	<b>241.0</b>	1:44.442	155.86	1.894	11:01:22.036
7 - D1	32.591	41.390	30.096	176.1	240.0	1:44.077	156.41	1.529	11:03:06.113
8 - D1	33.494	42.620	IN PIT		240.0	9:29.882	<b>P</b> 28.56	7:47.334	11:12:35.995
9 - D1	OUTLAP	42.482	30.180	177.9	205.3	1:51.372	146.16	8.824	11:14:27.367
10 - D1	32.546	41.535	29.734	177.3	238.9	1:43.815	156.80	1.267	11:16:11.182
11 - D1	32.552	42.259	32.144	<b>178.2</b>	238.9	1:46.955	152.20	4.407	11:17:58.137
12 - D1	32.494	41.340	29.851	175.8	239.4	1:43.685	157.00	1.137	11:19:41.822
13 - D1	33.388	42.995	IN PIT		239.4	5:56.327	<b>P</b> 45.68	4:13.779	11:25:38.149
14 - D3	OUTLAP	44.689	29.844	176.7	177.0	2:00.460	135.14	17.912	11:27:38.609
15 - D3	32.491	41.515	29.693	177.0	237.8	1:43.699	156.98	1.151	11:29:22.308
16 - D3	32.347	41.397	29.846	176.7	240.0	1:43.590	157.15	1.042	11:31:05.898
17 - D3	32.400	41.423	30.028	177.3	238.4	1:43.851	156.75	1.303	11:32:49.749
18 - D3	34.299	44.470	IN PIT		<b>241.0</b>	5:39.860	<b>P</b> 47.89	3:57.312	11:38:29.609
19 - D3	OUTLAP	44.335	29.816	177.0	203.3	1:54.771	141.84	12.223	11:40:24.380
<b>20 - D3</b>	<b>32.128</b>	<b>41.034</b>	<b>29.386</b>	176.4	236.8	<b>1:42.548 (1)</b>	<b>158.74</b>		<b>11:42:06.928</b>
21 - D3	32.255	41.312	29.661	176.1	237.8	1:43.228	157.70	0.680	11:43:50.156
22 - D3	32.264	41.122	29.587	176.7	238.9	1:42.973 <b>(2)</b>	158.09	0.425	11:45:33.129
23 - D3	32.261	41.194	29.535	177.3	240.0	1:42.990 <b>(3)</b>	158.06	0.442	11:47:16.119
24 - D3	32.416	41.818	31.467	177.6	239.4	1:45.701	154.01	3.153	11:49:01.820
25 - D3	32.149	41.251	IN PIT		239.4	7:15.239	<b>P</b> 37.40	5:32.691	11:56:17.059
26 - D2	OUTLAP	46.192	34.037	175.0	202.6	2:00.877	134.67	18.329	11:58:17.936
27 - D2	33.026	41.594	29.947	176.4	236.8	1:44.567	155.68	2.019	12:00:02.503
28 - D2	32.659	41.347	29.737	175.3	238.4	1:43.743	156.91	1.195	12:01:46.246
29 - D2	32.631	41.284	29.769	176.1	237.8	1:43.684	157.00	1.136	12:03:29.930
30 - D2	32.710	41.457	30.695	175.8	238.9	1:44.862	155.24	2.314	12:05:14.792
31 - D2	32.583	41.402	29.620	176.4	240.0	1:43.605	157.12	1.057	12:06:58.397
32 - D2	32.589	41.419	29.877	176.1	239.4	1:43.885	156.70	1.337	12:08:42.282
33 - D2	32.473	41.361	30.157	176.7	<b>241.0</b>	1:43.991	156.54	1.443	12:10:26.273
34 - D2	33.020	42.714	30.105	177.6	<b>241.0</b>	1:45.839	153.81	3.291	12:12:12.112
35 - D2	32.610	41.869	IN PIT		240.5	3:04.599	<b>P</b> 88.18	1:22.051	12:15:16.711
36 - D1	OUTLAP	42.052	31.890	177.3	182.4	1:53.986	142.81	11.438	12:17:10.697
37 - D1	32.375	41.449	29.820	175.3	240.0	1:43.644	157.06	1.096	12:18:54.341
38 - D1	32.916	41.859	IN PIT		240.5	3:04.903	<b>P</b> 88.04	1:22.355	12:21:59.244
39 - D3	OUTLAP	41.579	29.598	177.3	209.3	1:49.739	148.34	7.191	12:23:48.983
40 - D3	32.349	41.093	IN PIT		238.9	2:37.072	<b>P</b> 103.64	54.524	12:26:26.055
41 - D2	OUTLAP	42.547	IN PIT		209.7	2:27.709	<b>P</b> 110.21	45.161	12:28:53.764
42 - D2	OUTLAP	42.044	IN PIT		209.3	2:28.460	<b>P</b> 109.65	45.912	12:31:22.224
43 - D2	OUTLAP	41.472	IN PIT		208.0	2:29.463	<b>P</b> 108.91	46.915	12:33:51.687

Weather / Track : Sunny / Dry

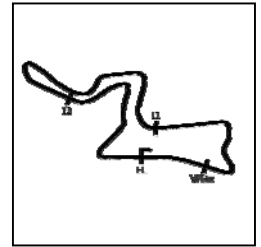
Kyalami Grand Prix Circuit

Circuit Length = 4.522 km

Start: 10:50 Flag 12:35 End: 12:38

# Kyalami 9 Hours

## PRE QUALIFYING - SECTOR ANALYSIS



SECTOR 1 = FL to I1, SECTOR 2 = I1 to I2 SECTOR 3 = I2 to I3, SECTOR 4 = I3 to FL, DIFF = Difference To Personal Best Lap, P = Crossed Finish Line in Pit Lane, D = Time Disallowed

P3 12 Pro		Dinamic Motorsport			Porsche 911 GT3 R				
IDEAL LAP TIME : 1:42.488		BEST LAP TIME : 1:42.567			DIFFERENCE : 0.079				
D1: Laurens VANTHOOR		D2: Earl BAMBER		D3: Matt CAMPBELL					
LAP	SECTOR 1	SECTOR 2	SECTOR 3	SPEED TRAP	LAP TIME	KPH	DIFF	TIME OF DAY	
1 - D1	OUTLAP	41.562	30.180	172.8	200.3	1:50.446	147.39	7.879	10:53:17.551
2 - D1	33.118	41.649	30.057	171.7	232.2	1:44.824	155.30	2.257	10:55:02.375
3 - D1	32.903	41.449	29.941	172.2	232.2	1:44.293	156.09	1.726	10:56:46.668
4 - D1	32.818	41.546	30.101	173.3	231.7	1:44.465	155.83	1.898	10:58:31.133
5 - D1	32.772	41.269	29.777	173.3	232.7	1:43.818	156.80	1.251	11:00:14.951
6 - D1	32.787	41.686	IN PIT		232.2	6:06.074	P 44.46	4:23.507	11:06:21.025
7 - D1	OUTLAP	41.641	30.030	173.3	179.4	1:50.997	146.66	8.430	11:08:12.022
8 - D1	33.294	41.463	29.771	172.5	231.2	1:44.528	155.74	1.961	11:09:56.550
9 - D1	32.859	41.149	29.734	172.8	233.7	1:43.742	156.92	1.175	11:11:40.292
10 - D1	33.001	43.401	30.149	175.0	230.7	1:46.551	152.78	3.984	11:13:26.843
11 - D1	32.604	41.215	29.602	173.9	231.7	1:43.421	157.40	0.854	11:15:10.264
12 - D1	32.555	41.778	31.673	174.1	232.2	1:46.006	153.56	3.439	11:16:56.270
13 - D1	32.562	41.233	IN PIT		231.7	3:21.169	P 80.92	1:38.602	11:20:17.439
14 - D3	OUTLAP	41.691	30.032	173.6	184.9	1:51.278	146.29	8.711	11:22:08.717
15 - D3	33.159	42.982	30.105	173.0	232.7	1:46.246	153.22	3.679	11:23:54.963
16 - D3	32.823	41.161	IN PIT		232.7	3:11.313	P 85.09	1:28.746	11:27:06.276
17 - D3	OUTLAP	42.891	31.332	175.0	200.3	1:54.658	141.98	12.091	11:29:00.934
18 - D3	32.425	40.906	29.497	174.1	233.2	1:42.828	(2) 158.31	0.261	11:30:43.762
19 - D3	32.430	40.722	29.415	172.8	232.2	1:42.567	(1) 158.71		11:32:26.329
20 - D3	32.414	41.374	32.131	175.0	232.7	1:45.919	153.69	3.352	11:34:12.248
21 - D3	32.351	42.844	IN PIT		233.2	4:03.073	P 66.97	2:20.506	11:38:15.321
22 - D2	OUTLAP	41.844	30.115	171.9	203.7	1:50.370	147.49	7.803	11:40:05.691
23 - D2	32.663	41.196	29.702	171.9	231.2	1:43.561	157.19	0.994	11:41:49.252
24 - D2	32.781	41.052	29.666	172.2	230.2	1:43.499	157.28	0.932	11:43:32.751
25 - D2	32.787	41.994	29.843	172.8	232.2	1:44.624	155.59	2.057	11:45:17.375
26 - D2	32.779	42.398	IN PIT		233.2	11:04.426	P 24.50	9:21.859	11:56:21.801
27 - D2	OUTLAP	41.278	29.721	172.8	201.4	1:49.338	148.88	6.771	11:58:11.139
28 - D2	32.537	41.170	29.625	172.2	231.2	1:43.332	157.54	0.765	11:59:54.471
29 - D2	32.515	41.110	29.601	172.2	232.2	1:43.226	157.70	0.659	12:01:37.697
30 - D2	32.551	45.033	29.911	171.7	231.7	1:47.495	151.44	4.928	12:03:25.192
31 - D2	32.596	41.703	IN PIT		230.7	3:44.993	P 72.35	2:02.426	12:07:10.185
32 - D3	OUTLAP	42.275	29.839	174.7	206.5	1:51.541	145.94	8.974	12:09:01.726
33 - D3	32.508	41.118	29.555	173.6	234.7	1:43.181	157.77	0.614	12:10:44.907
34 - D3	32.386	41.041	29.601	172.8	234.2	1:43.028	(3) 158.00	0.461	12:12:27.935
35 - D3	32.382	41.226	29.554	173.9	234.2	1:43.162	157.80	0.595	12:14:11.097
36 - D3	32.424	42.159	IN PIT		234.7	3:06.006	P 87.51	1:23.439	12:17:17.103
37 - D3	OUTLAP	41.638	31.233	171.1	205.7	1:51.309	146.25	8.742	12:19:08.412
38 - D3	32.673	41.264	29.873	173.0	233.2	1:43.810	156.81	1.243	12:20:52.222
39 - D3	32.719	41.178	29.651	173.0	232.7	1:43.548	157.21	0.981	12:22:35.770
40 - D3	32.577	41.358	29.789	172.8	233.2	1:43.724	156.94	1.157	12:24:19.494
41 - D3	32.638	41.187	29.745	172.5	233.2	1:43.570	157.18	1.003	12:26:03.064
42 - D3	32.610	41.246	29.671	172.5	232.7	1:43.527	157.24	0.960	12:27:46.591
43 - D3	32.961	41.861	29.967	173.0	230.7	1:44.789	155.35	2.222	12:29:31.380
44 - D3	33.012	41.612	29.769	173.3	230.7	1:44.393	155.94	1.826	12:31:15.773
45 - D3	32.662	42.126	29.881	172.8	230.7	1:44.669	155.53	2.102	12:33:00.442
46 - D3	32.542	41.119	29.660	172.8	231.7	1:43.321	157.55	0.754	12:34:43.763
47 - D3	32.491	41.103	29.533	173.0	233.2	1:43.127	157.85	0.560	12:36:26.890

Weather / Track : Sunny / Dry

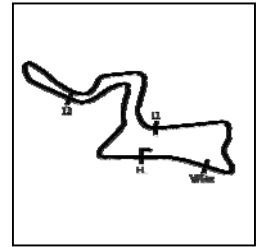
Kyalami Grand Prix Circuit

Circuit Length = 4.522 km

Start: 10:50 Flag 12:35 End: 12:38

# Kyalami 9 Hours

## PRE QUALIFYING - SECTOR ANALYSIS



SECTOR 1 = FL to I1, SECTOR 2 = I1 to I2 SECTOR 3 = I2 to I3, SECTOR 4 = I3 to FL, DIFF = Difference To Personal Best Lap, P = Crossed Finish Line in Pit Lane, D = Time Disallowed

P4 999 Pro		Mercedes-AMG Team GruppeM Racing			Mercedes-AMG GT3				
IDEAL LAP TIME : 1:42.455		BEST LAP TIME : 1:42.580			DIFFERENCE : 0.125				
D1: Maxi BUHK		D2: Maro ENGEL			D3: Raffaele MARCIELLO				
LAP	SECTOR 1	SECTOR 2	SECTOR 3	SPEED TRAP	LAP TIME	KPH	DIFF	TIME OF DAY	
1 - D1	OUTLAP	43.592	32.403	172.2	198.5	1:56.297	139.97	13.717	10:53:46.527
2 - D1	33.394	41.540	30.652	174.1	231.2	1:45.586	154.17	3.006	10:55:32.113
3 - D1	32.755	41.165	29.586	173.9	233.2	1:43.506	157.27	0.926	10:57:15.619
4 - D1	32.751	41.745	33.737	174.1	233.7	1:48.233	150.40	5.653	10:59:03.852
5 - D1	32.634	41.214	29.589	173.9	233.7	1:43.437	157.38	0.857	11:00:47.289
6 - D1	32.624	41.286	32.784	174.4	233.2	1:46.694	152.57	4.114	11:02:33.983
7 - D1	32.558	41.050	29.632	173.9	234.2	1:43.240	157.68	0.660	11:04:17.223
8 - D1	32.606	41.243	IN PIT		232.7	8:35.600	P 31.57	6:53.020	11:12:52.823
9 - D2	OUTLAP	42.026	30.316	174.1	204.1	1:51.514	145.98	8.934	11:14:44.337
10 - D2	32.692	41.270	29.692	173.6	231.2	1:43.654	157.05	1.074	11:16:27.991
11 - D2	32.576	42.049	30.339	174.1	231.7	1:44.964	155.09	2.384	11:18:12.955
12 - D2	32.635	41.238	29.635	172.5	232.2	1:43.508	157.27	0.928	11:19:56.463
13 - D2	32.629	41.086	29.569	173.3	233.2	1:43.284	157.61	0.704	11:21:39.747
14 - D2	32.955	41.768	IN PIT		233.2	6:15.686	P 43.33	4:33.106	11:27:55.433
15 - D2	OUTLAP	41.745	32.401	174.1	162.8	1:54.425	142.26	11.845	11:29:49.858
16 - D2	32.525	41.169	29.899	173.9	232.7	1:43.593	157.14	1.013	11:31:33.451
17 - D2	33.099	41.476	29.767	174.7	233.2	1:44.342	156.01	1.762	11:33:17.793
18 - D2	32.591	41.120	29.614	173.6	233.2	1:43.325	157.55	0.745	11:35:01.118
19 - D2	32.526	41.124	IN PIT		231.7	3:03.936	P 88.50	1:21.356	11:38:05.054
20 - D3	OUTLAP	46.411	30.595	173.3	206.5	1:56.597	139.61	14.017	11:40:01.651
21 - D3	32.673	41.512	29.652	173.9	231.7	1:43.837	156.77	1.257	11:41:45.488
22 - D3	32.584	41.074	29.967	170.3	232.2	1:43.625	157.09	1.045	11:43:29.113
23 - D3	33.100	42.865	30.547	174.7	232.2	1:46.512	152.83	3.932	11:45:15.625
24 - D3	32.564	41.077	29.689	173.9	233.7	1:43.330	157.54	0.750	11:46:58.955
25 - D3	32.546	41.455	IN PIT		233.2	5:26.140	P 49.91	3:43.560	11:52:25.095
26 - D3	OUTLAP	41.980	29.986	174.1	190.8	1:52.212	145.07	9.632	11:54:17.307
27 - D3	32.640	41.209	29.769	173.9	231.7	1:43.618	157.10	1.038	11:56:00.925
28 - D3	32.557	41.153	31.137	<b>175.3</b>	232.2	1:44.847	155.26	2.267	11:57:45.772
29 - D3	32.504	41.811	IN PIT		233.2	7:51.122	P 34.55	6:08.542	12:05:36.894
30 - D3	OUTLAP	42.997	30.216	174.1	110.5	1:57.670	138.34	15.090	12:07:34.564
31 - D3	32.541	42.046	37.959	<b>175.3</b>	231.7	1:52.546	144.64	9.966	12:09:27.110
32 - D3	<b>32.361</b>	41.896	29.946	174.4	<b>234.7</b>	1:44.203	156.22	1.623	12:11:11.313
<b>33 - D3</b>	32.432	<b>40.712</b>	29.436	174.1	234.2	<b>1:42.580 (1)</b>	<b>158.69</b>		<b>12:12:53.893</b>
34 - D3	32.460	40.918	29.547	174.1	234.2	1:42.925	(3) 158.16	0.345	12:14:36.818
35 - D3	32.365	41.215	IN PIT		234.2	6:16.486	P 43.23	4:33.906	12:20:53.304
36 - D1	OUTLAP	41.610	29.820	173.6	206.8	1:50.290	147.60	7.710	12:22:43.594
37 - D1	32.595	41.246	29.495	174.7	233.7	1:43.336	157.53	0.756	12:24:26.930
38 - D1	32.442	41.093	<b>29.382</b>	174.7	234.2	1:42.917	(2) 158.17	0.337	12:26:09.847
39 - D1	32.482	41.237	IN PIT		233.7	3:04.113	P 88.41	1:21.533	12:29:13.960
40 - D2	OUTLAP	42.084	IN PIT		206.1	3:11.528	P 84.99	1:28.948	12:32:25.488
41 - D2	OUTLAP	43.604	31.721	173.6	206.8	1:53.522	143.40	10.942	12:34:19.010
42 - D2	32.676	41.060	29.671	174.1	232.7	1:43.407	157.42	0.827	12:36:02.417

Weather / Track : Sunny / Dry

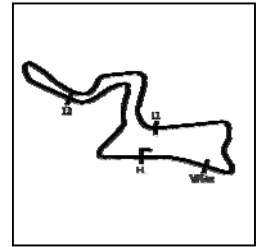
Kyalami Grand Prix Circuit

Circuit Length = 4.522 km

Start: 10:50 Flag 12:35 End: 12:38

# Kyalami 9 Hours

## PRE QUALIFYING - SECTOR ANALYSIS



SECTOR 1 = FL to I1, SECTOR 2 = I1 to I2 SECTOR 3 = I2 to I3, SECTOR 4 = I3 to FL, DIFF = Difference To Personal Best Lap, P = Crossed Finish Line in Pit Lane, D = Time Disallowed

P5 35 Pro KCMG		Nissan GT-R NISMO GT3							
IDEAL LAP TIME : 1:42.530		BEST LAP TIME : 1:42.715			DIFFERENCE : 0.185				
D1: Joao Paulo de OLIVEIRA		D2: Katsumasa CHIYO		D3: Joshua BURDON					
LAP	SECTOR 1	SECTOR 2	SECTOR 3	SPEED TRAP	LAP TIME	KPH	DIFF	TIME OF DAY	
1 - D3	OUTLAP	47.748	34.799	176.1	155.1	2:10.104	125.12	27.389	10:52:26.015
2 - D3	33.335	42.138	31.229	176.1	235.8	1:46.702	152.56	3.987	10:54:12.717
3 - D3	32.652	41.666	30.082	175.8	237.3	1:44.400	155.93	1.685	10:55:57.117
4 - D3	32.544	42.065	29.840	176.4	237.8	1:44.449	155.85	1.734	10:57:41.566
5 - D3	32.640	41.546	29.924	177.0	237.3	1:44.110	156.36	1.395	10:59:25.676
6 - D3	32.444	41.628	32.049	175.8	<b>238.9</b>	1:46.121	153.40	3.406	11:01:11.797
7 - D3	33.466	42.050	IN PIT		237.3	3:27.338	<b>P</b> 78.51	1:44.623	11:04:39.135
8 - D1	OUTLAP	43.483	31.099	177.0	198.5	1:56.465	139.77	13.750	11:06:35.600
9 - D1	32.800	41.615	29.770	177.6	236.8	1:44.185	156.25	1.470	11:08:19.785
10 - D1	32.504	41.255	29.786	176.7	237.3	1:43.545	157.21	0.830	11:10:03.330
11 - D1	33.480	43.351	30.831	176.4	238.4	1:47.662	151.20	4.947	11:11:50.992
12 - D1	32.600	41.249	30.049	176.4	235.8	1:43.898	156.68	1.183	11:13:34.890
13 - D1	33.345	42.647	IN PIT		235.8	8:20.175	<b>P</b> 32.54	6:37.460	11:21:55.065
14 - D1	OUTLAP	44.241	31.021	175.8	189.1	1:59.169	136.60	16.454	11:23:54.234
15 - D1	32.422	41.109	29.676	175.8	235.2	1:43.207	157.73	0.492	11:25:37.441
16 - D1	32.316	40.801	29.645	176.7	236.3	1:42.762	<b>(3)</b> 158.41	0.047	11:27:20.203
<b>17 - D1</b>	<b>32.325</b>	<b>40.756</b>	29.634	177.0	236.8	<b>1:42.715</b>	<b>(1)</b> 158.48		<b>11:29:02.918</b>
18 - D1	32.334	41.265	30.685	<b>178.2</b>	237.8	1:44.284	156.10	1.569	11:30:47.202
19 - D1	<b>32.304</b>	40.984	<b>29.470</b>	177.6	237.3	1:42.758	<b>(2)</b> 158.42	0.043	11:32:29.960
20 - D1	33.754	42.830	IN PIT		<b>238.9</b>	3:44.002	<b>P</b> 72.67	2:01.287	11:36:13.962
21 - D2	OUTLAP	44.313	30.164	175.6	174.4	1:57.092	139.02	14.377	11:38:11.054
22 - D2	32.710	41.406	29.830	175.8	234.7	1:43.946	156.61	1.231	11:39:55.000
23 - D2	32.551	41.358	29.712	175.6	235.2	1:43.621	157.10	0.906	11:41:38.621
24 - D2	32.516	41.367	29.734	174.7	235.2	1:43.617	157.10	0.902	11:43:22.238
25 - D2	32.548	41.386	29.909	176.1	236.3	1:43.843	156.76	1.128	11:45:06.081
26 - D2	32.331	41.376	29.840	175.0	236.3	1:43.547	157.21	0.832	11:46:49.628
27 - D2	32.532	41.478	IN PIT		236.8	4:48.409	<b>P</b> 56.44	3:05.694	11:51:38.037
28 - D2	OUTLAP	42.318	29.995	175.6	170.8	1:53.846	142.99	11.131	11:53:31.883
29 - D2	32.828	41.876	29.893	175.6	234.2	1:44.597	155.63	1.882	11:55:16.480
30 - D2	32.534	41.396	29.718	175.6	235.2	1:43.648	157.06	0.933	11:57:00.128
31 - D2	32.664	41.608	29.846	174.4	234.7	1:44.118	156.35	1.403	11:58:44.246
32 - D2	32.519	41.314	29.945	174.7	234.7	1:43.778	156.86	1.063	12:00:28.024
33 - D2	32.546	41.647	29.904	173.9	235.2	1:44.097	156.38	1.382	12:02:12.121
34 - D2	32.677	41.516	29.945	174.7	233.7	1:44.138	156.32	1.423	12:03:56.259
35 - D2	32.758	41.601	30.609	173.6	234.7	1:44.968	155.08	2.253	12:05:41.227
36 - D2	33.348	41.781	29.976	176.1	234.2	1:45.105	154.88	2.390	12:07:26.332
37 - D2	32.620	41.377	30.342	174.4	236.3	1:44.339	156.02	1.624	12:09:10.671
38 - D2	32.631	41.594	IN PIT		238.4	3:18.363	<b>P</b> 82.06	1:35.648	12:12:29.034
39 - D3	OUTLAP	42.253	30.134	175.0	206.5	1:51.380	146.15	8.665	12:14:20.414
40 - D3	32.493	41.844	30.753	174.7	236.8	1:45.090	154.90	2.375	12:16:05.504
41 - D3	32.457	41.805	30.049	175.0	235.8	1:44.311	156.06	1.596	12:17:49.815
42 - D3	33.604	41.600	29.851	176.1	236.3	1:45.055	154.95	2.340	12:19:34.870
43 - D3	32.624	41.388	29.886	175.8	238.4	1:43.898	156.68	1.183	12:21:18.768
44 - D3	32.639	41.580	29.942	176.4	237.3	1:44.161	156.28	1.446	12:23:02.929
45 - D3	32.363	41.421	29.803	176.7	237.3	1:43.587	157.15	0.872	12:24:46.516
46 - D3	32.993	41.623	29.881	176.1	238.4	1:44.497	155.78	1.782	12:26:31.013
47 - D3	32.533	41.454	30.079	175.0	236.3	1:44.066	156.43	1.351	12:28:15.079
48 - D3	32.694	41.439	29.828	176.1	235.8	1:43.961	156.58	1.246	12:29:59.040
49 - D3	32.820	41.702	IN PIT		235.2	3:06.790	<b>P</b> 87.15	1:24.075	12:33:05.830

Weather / Track : Sunny / Dry

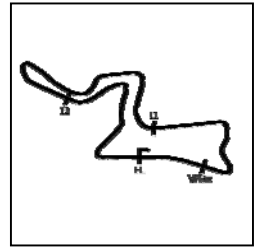
Kyalami Grand Prix Circuit

Circuit Length = 4.522 km

Start: 10:50 Flag 12:35 End: 12:38

# Kyalami 9 Hours

## PRE QUALIFYING - SECTOR ANALYSIS



SECTOR 1 = FL to I1, SECTOR 2 = I1 to I2 SECTOR 3 = I2 to I3, SECTOR 4 = I3 to FL, DIFF = Difference To Personal Best Lap, P = Crossed Finish Line in Pit Lane, D = Time Disallowed

P6 911 Pro		KUS Team 75 Bernhard			Porsche 911 GT3 R				
IDEAL LAP TIME : 1:42.638		BEST LAP TIME : 1:42.761			DIFFERENCE : 0.123				
D1: Romain DUMAS		D2: Dirk WERNER		D3: Sven MUELLER					
LAP	SECTOR 1	SECTOR 2	SECTOR 3	SPEED TRAP	LAP TIME	KPH	DIFF	TIME OF DAY	
1 - D2	33.157	41.200	30.108	173.3	231.7	1:44.465	155.83	1.704	10:53:45.016
2 - D2	32.551	41.204	29.925	172.8	233.7	1:43.680	157.01	0.919	10:55:28.696
3 - D2	32.604	41.119	29.741	173.9	233.7	1:43.464	157.34	0.703	10:57:12.160
4 - D2	33.216	42.688	32.558	174.4	<b>236.8</b>	1:48.462	150.09	5.701	10:59:00.622
5 - D2	32.395	41.219	29.438	174.7	235.2	1:43.052	157.97	0.291	11:00:43.674
6 - D2	33.566	43.221	30.194	173.9	234.2	1:46.981	152.16	4.220	11:02:30.655
7 - D2	<b>32.296</b>	41.068	29.645	173.6	235.2	1:43.009	158.03	0.248	11:04:13.664
8 - D2	32.439	41.409	IN PIT		232.7	8:11.190	<b>P</b> 33.14	6:28.429	11:12:24.854
9 - D2	OUTLAP	42.038	29.939	172.8	202.6	1:50.480	147.34	7.719	11:14:15.334
10 - D2	32.596	41.472	29.695	173.0	231.2	1:43.763	156.88	1.002	11:15:59.097
11 - D2	32.614	41.242	IN PIT		231.2	5:21.670	<b>P</b> 50.60	3:38.909	11:21:20.767
12 - D2	OUTLAP	41.432	29.717	172.2	204.5	1:49.277	148.97	6.516	11:23:10.044
13 - D2	32.656	41.220	29.824	171.4	230.7	1:43.700	156.98	0.939	11:24:53.744
14 - D2	32.744	41.299	29.764	171.4	232.2	1:43.807	156.82	1.046	11:26:37.551
15 - D2	32.650	41.094	29.656	172.5	232.2	1:43.400	157.43	0.639	11:28:20.951
16 - D2	32.729	41.231	29.589	173.9	233.2	1:43.549	157.21	0.788	11:30:04.500
17 - D2	32.584	41.367	IN PIT		233.2	5:13.510	<b>P</b> 51.92	3:30.749	11:35:18.010
18 - D3	OUTLAP	42.001	29.878	171.9	202.6	1:51.035	146.61	8.274	11:37:09.045
19 - D3	32.624	41.315	29.678	172.5	231.2	1:43.617	157.10	0.856	11:38:52.662
20 - D3	32.585	41.477	29.637	172.5	231.7	1:43.699	156.98	0.938	11:40:36.361
21 - D3	32.517	41.212	29.797	172.2	232.2	1:43.526	157.24	0.765	11:42:19.887
22 - D3	32.513	41.165	29.629	172.2	231.2	1:43.307	157.58	0.546	11:44:03.194
23 - D3	32.785	41.894	IN PIT		232.7	9:21.477	<b>P</b> 28.99	7:38.716	11:53:24.671
24 - D3	OUTLAP	44.358	31.534	170.8	139.8	1:59.300	136.45	16.539	11:55:23.971
25 - D3	33.256	41.716	30.029	173.9	228.8	1:45.001	155.03	2.240	11:57:08.972
26 - D3	32.475	<b>40.936</b>	29.461	171.9	230.7	1:42.872	158.24	0.111	11:58:51.844
27 - D3	32.370	41.083	29.442	172.8	231.2	1:42.895	158.21	0.134	12:00:34.739
<del>28 - D3</del>	32.359	40.996	<b>29.406</b>	172.8	231.7	<b>1:42.761 (1)</b>	<b>158.41</b>		<b>12:02:17.500</b>
29 - D3	32.709	42.461	IN PIT		232.7	4:37.327	<b>P</b> 58.70	2:54.566	12:06:54.827
30 - D1	OUTLAP	45.043	30.957	173.3	191.8	1:56.128	140.18	13.367	12:08:50.955
31 - D1	33.111	42.079	29.861	173.6	233.2	1:45.051	154.96	2.290	12:10:36.006
32 - D1	32.716	41.358	29.506	173.9	233.2	1:43.580	157.16	0.819	12:12:19.586
33 - D1	32.667	41.530	29.709	173.6	233.7	1:43.906	156.67	1.145	12:14:03.492
34 - D1	33.062	47.020	30.376	174.4	234.7	1:50.458	147.37	7.697	12:15:53.950
35 - D1	32.593	41.306	29.650	173.0	233.2	1:43.549	157.21	0.788	12:17:37.499
36 - D1	32.822	43.131	IN PIT		233.7	3:51.876	<b>P</b> 70.20	2:09.115	12:21:29.375
37 - D1	OUTLAP	41.928	32.901	173.3	191.1	1:57.277	138.80	14.516	12:23:26.652
38 - D1	32.647	41.164	29.655	174.4	233.2	1:43.466	157.33	0.705	12:25:10.118
39 - D1	32.659	43.172	32.760	<b>175.0</b>	234.2	1:48.591	149.91	5.830	12:26:58.709
40 - D1	32.412	41.148	IN PIT		232.7	3:06.693	<b>P</b> 87.19	1:23.932	12:30:05.402
41 - D3	OUTLAP	42.310	IN PIT		205.3	3:12.709	<b>P</b> 84.47	1:29.948	12:33:18.111

Weather / Track : Sunny / Dry

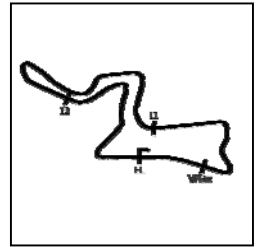
Kyalami Grand Prix Circuit

Circuit Length = 4.522 km

Start: 10:50 Flag 12:35 End: 12:38

# Kyalami 9 Hours

## PRE QUALIFYING - SECTOR ANALYSIS



SECTOR 1 = FL to I1, SECTOR 2 = I1 to I2 SECTOR 3 = I2 to I3, SECTOR 4 = I3 to FL, DIFF = Difference To Personal Best Lap, P = Crossed Finish Line in Pit Lane, D = Time Disallowed

P7 31 Pro		Frikadelli Racing Team			Porsche 911 GT3 R				
IDEAL LAP TIME : 1:42.649		BEST LAP TIME : 1:42.834			DIFFERENCE : 0.185				
D1: Mathieu JAMINET		D2: Dennis OLSEN		D3: Nick TANDY					
LAP	SECTOR 1	SECTOR 2	SECTOR 3	SPEED TRAP	LAP TIME	KPH	DIFF	TIME OF DAY	
1 - D1	OUTLAP	43.910	33.952	172.8	171.7	1:58.099	137.84	15.265	10:52:35.682
2 - D1	33.214	41.482	34.912	173.6	232.2	1:49.608	148.52	6.774	10:54:25.290
3 - D1	32.876	41.362	30.323	172.2	233.7	1:44.561	155.69	1.727	10:56:09.851
4 - D1	32.883	41.819	32.657	174.4	233.7	1:47.359	151.63	4.525	10:57:57.210
5 - D1	32.984	41.440	29.792	173.3	234.2	1:44.216	156.20	1.382	10:59:41.426
6 - D1	32.733	41.227	29.821	172.5	233.2	1:43.781	156.86	0.947	11:01:25.207
7 - D1	32.891	41.553	IN PIT		233.2	4:57.403	P 54.73	3:14.569	11:06:22.610
8 - D1	OUTLAP	42.247	30.900	174.1	204.5	1:51.554	145.93	8.720	11:08:14.164
9 - D1	32.806	41.624	31.180	173.0	232.2	1:45.610	154.14	2.776	11:09:59.774
10 - D1	32.846	41.168	29.699	172.2	232.7	1:43.713	156.96	0.879	11:11:43.487
11 - D1	32.756	41.752	IN PIT		231.2	3:03.104	P 88.90	1:20.270	11:14:46.591
12 - D2	OUTLAP	41.704	29.898	171.7	204.9	1:50.307	147.58	7.473	11:16:36.898
13 - D2	32.803	41.398	30.126	171.4	231.2	1:44.327	156.04	1.493	11:18:21.225
14 - D2	32.831	41.630	29.931	171.1	230.2	1:44.392	155.94	1.558	11:20:05.617
15 - D2	32.909	41.749	29.757	172.2	232.2	1:44.415	155.90	1.581	11:21:50.032
16 - D2	33.664	41.528	29.807	171.1	231.7	1:44.999	155.04	2.165	11:23:35.031
17 - D2	32.741	41.527	29.808	171.9	230.7	1:44.076	156.41	1.242	11:25:19.107
18 - D2	32.681	41.353	30.170	173.3	232.2	1:44.204	156.22	1.370	11:27:03.311
19 - D2	32.930	41.954	IN PIT		231.7	3:55.888	P 69.01	2:13.054	11:30:59.199
20 - D2	OUTLAP	41.589	30.789	172.8	204.9	1:50.299	147.59	7.465	11:32:49.498
21 - D2	35.015	41.592	29.697	172.8	233.2	1:46.304	153.13	3.470	11:34:35.802
22 - D2	32.691	41.647	29.645	172.2	231.2	1:43.983	156.55	1.149	11:36:19.785
23 - D2	32.780	41.600	29.818	170.8	232.7	1:44.198	156.23	1.364	11:38:03.983
24 - D2	33.021	41.475	IN PIT		230.7	8:24.234	P 32.28	6:41.400	11:46:28.217
25 - D2	OUTLAP	41.452	29.985	172.8	203.0	1:51.049	146.59	8.215	11:48:19.266
26 - D2	32.529	40.810	29.495	172.8	232.2	<b>1:42.834 (1)</b>	<b>158.30</b>		<b>11:50:02.100</b>
27 - D2	32.594	<b>40.777</b>	29.470	172.5	232.2	1:42.841 (2)	158.29	0.007	11:51:44.941
28 - D2	32.434	41.257	32.543	173.6	232.7	1:46.234	153.23	3.400	11:53:31.175
29 - D2	<b>32.408</b>	41.913	IN PIT		231.2	4:26.747	P 61.02	2:43.913	11:57:57.922
30 - D1	OUTLAP	41.683	30.090	173.6	201.1	1:52.734	144.40	9.900	11:59:50.656
31 - D1	32.516	41.091	29.590	171.9	233.2	1:43.197	157.74	0.363	12:01:33.853
32 - D1	32.611	40.817	30.615	171.9	231.7	1:44.043	156.46	1.209	12:03:17.896
33 - D1	32.593	41.057	<b>29.464</b>	173.0	232.7	1:43.114 (3)	157.87	0.280	12:05:01.010
34 - D1	32.604	40.897	29.661	173.6	232.7	1:43.162	157.80	0.328	12:06:44.172
35 - D1	33.732	42.110	IN PIT		234.7	4:25.529	P 61.30	2:42.695	12:11:09.701
36 - D3	OUTLAP	42.432	30.350	174.4	207.6	1:51.558	145.92	8.724	12:13:01.259
37 - D3	32.465	40.897	29.966	173.0	<b>235.2</b>	1:43.328	157.54	0.494	12:14:44.587
38 - D3	32.678	42.470	30.551	<b>174.7</b>	234.7	1:45.699	154.01	2.865	12:16:30.286
39 - D3	32.496	41.213	29.609	173.0	234.2	1:43.318	157.56	0.484	12:18:13.604
40 - D3	32.577	42.214	IN PIT		234.7	7:04.982	P 38.30	5:22.148	12:25:18.586
41 - D3	OUTLAP	42.116	30.196	171.9	204.9	1:50.731	147.01	7.897	12:27:09.317
42 - D3	32.783	41.326	29.728	171.7	231.2	1:43.837	156.77	1.003	12:28:53.154
43 - D3	32.766	41.464	29.645	171.7	230.7	1:43.875	156.71	1.041	12:30:37.029

Weather / Track : Sunny / Dry

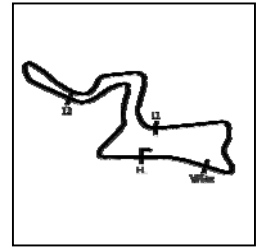
Kyalami Grand Prix Circuit

Circuit Length = 4.522 km

Start: 10:50 Flag 12:35 End: 12:38

# Kyalami 9 Hours

## PRE QUALIFYING - SECTOR ANALYSIS



SECTOR 1 = FL to I1, SECTOR 2 = I1 to I2 SECTOR 3 = I2 to I3, SECTOR 4 = I3 to FL, DIFF = Difference To Personal Best Lap, P = Crossed Finish Line in Pit Lane, D = Time Disallowed

P8 30 Pro		Honda Team Motul			Honda NSX GT3 2019				
IDEAL LAP TIME : 1:42.782		BEST LAP TIME : 1:42.901			DIFFERENCE : 0.119				
D1: Marco BONANOMI		D2: Bertrand BAGUETTE			D3: Dane CAMERON				
LAP	SECTOR 1	SECTOR 2	SECTOR 3	SPEED TRAP	LAP TIME	KPH	DIFF	TIME OF DAY	
1 - D2	OUTLAP	49.706	35.122	174.1	132.1	2:10.360	124.87	27.459	10:52:24.402
2 - D2	36.747	47.042	32.390	175.8	187.5	1:56.179	140.12	13.278	10:54:20.581
3 - D2	34.648	43.448	IN PIT		217.3	3:11.083	P 85.19	1:28.182	10:57:31.664
4 - D2	OUTLAP	41.468	29.954	175.6	209.7	1:49.825	148.22	6.924	10:59:21.489
5 - D2	33.384	42.299	29.808	175.6	237.8	1:45.491	154.31	2.590	11:01:06.980
6 - D2	32.585	41.617	29.860	175.6	237.3	1:44.062	156.43	1.161	11:02:51.042
7 - D2	33.232	41.703	30.130	175.3	<b>238.9</b>	1:45.065	154.94	2.164	11:04:36.107
8 - D2	32.582	41.398	29.821	175.6	235.2	1:43.801	156.83	0.900	11:06:19.908
9 - D2	32.452	41.488	33.113	175.6	235.8	1:47.053	152.06	4.152	11:08:06.961
10 - D2	32.517	41.760	29.789	174.7	235.8	1:44.066	156.43	1.165	11:09:51.027
11 - D2	32.676	41.323	29.993	174.4	237.3	1:43.992	156.54	1.091	11:11:35.019
12 - D2	32.526	41.484	29.874	175.8	235.8	1:43.884	156.70	0.983	11:13:18.903
13 - D2	32.483	41.399	29.821	175.8	235.2	1:43.703	156.97	0.802	11:15:02.606
14 - D2	32.457	41.682	29.849	175.3	235.8	1:43.988	156.54	1.087	11:16:46.594
15 - D2	32.562	41.819	IN PIT		235.8	3:06.005	P 87.52	1:23.104	11:19:52.599
16 - D3	OUTLAP	42.791	30.080	174.4	205.3	1:52.946	144.13	10.045	11:21:45.545
17 - D3	<b>32.398</b>	40.883	29.620	173.3	234.7	<b>1:42.901 (1)</b>	<b>158.20</b>		<b>11:23:28.446</b>
18 - D3	32.752	41.574	<b>29.504</b>	174.4	235.8	1:43.830	156.78	0.929	11:25:12.276
19 - D3	32.613	41.607	29.910	174.4	236.8	1:44.130	156.33	1.229	11:26:56.406
20 - D3	32.553	<b>40.880</b>	IN PIT		236.3	2:28.928	P 109.30	46.027	11:29:25.334
21 - D3	OUTLAP	41.558	29.884	172.8	174.7	1:51.903	145.47	9.002	11:31:17.237
22 - D3	32.747	41.413	29.721	174.1	234.7	1:43.881	156.71	0.980	11:33:01.118
23 - D3	32.744	41.432	29.760	173.6	236.8	1:43.936	156.62	1.035	11:34:45.054
24 - D3	32.576	41.253	29.837	172.8	234.7	1:43.666	<b>(3)</b> 157.03	0.765	11:36:28.720
25 - D3	32.600	41.463	30.228	172.2	235.2	1:44.291	156.09	1.390	11:38:13.011
26 - D3	32.775	41.545	29.902	173.0	233.7	1:44.222	156.19	1.321	11:39:57.233
27 - D3	32.898	41.473	29.949	172.8	235.8	1:44.320	156.05	1.419	11:41:41.553
28 - D3	32.726	41.518	30.018	172.8	234.7	1:44.262	156.13	1.361	11:43:25.815
29 - D3	32.800	42.193	31.286	173.6	236.3	1:46.279	153.17	3.378	11:45:12.094
30 - D3	32.503	41.298	29.913	172.8	236.3	1:43.714	156.96	0.813	11:46:55.808
31 - D3	32.787	41.564	29.787	174.1	235.8	1:44.138	156.32	1.237	11:48:39.946
32 - D3	32.723	41.727	29.769	173.9	235.8	1:44.219	156.20	1.318	11:50:24.165
33 - D3	32.707	41.548	29.963	173.6	235.2	1:44.218	156.20	1.317	11:52:08.383
34 - D3	32.702	41.596	IN PIT		235.2	3:04.563	P 88.20	1:21.662	11:55:12.946
35 - D1	OUTLAP	42.030	29.957	173.9	203.0	1:50.648	147.12	7.747	11:57:03.594
36 - D1	32.820	41.814	29.947	173.9	233.7	1:44.581	155.66	1.680	11:58:48.175
37 - D1	32.699	41.684	29.940	173.9	234.2	1:44.323	156.04	1.422	12:00:32.498
38 - D1	32.842	41.640	30.018	173.0	234.7	1:44.500	155.78	1.599	12:02:16.998
39 - D1	32.795	41.863	29.908	173.9	234.2	1:44.566	155.68	1.665	12:04:01.564
40 - D1	32.668	41.616	29.928	173.6	235.8	1:44.212	156.21	1.311	12:05:45.776
41 - D1	32.729	41.832	30.616	174.1	236.3	1:45.177	154.77	2.276	12:07:30.953
42 - D1	32.752	42.119	29.961	174.7	236.3	1:44.832	155.28	1.931	12:09:15.785
43 - D1	32.818	41.731	29.853	175.3	236.8	1:44.402	155.92	1.501	12:11:00.187
44 - D1	32.527	41.463	29.854	174.4	237.3	1:43.844	156.76	0.943	12:12:44.031
45 - D1	32.633	41.442	29.885	174.7	237.8	1:43.960	156.59	1.059	12:14:27.991
46 - D1	32.650	41.417	29.831	174.4	236.8	1:43.898	156.68	0.997	12:16:11.889
47 - D1	32.648	41.335	29.876	174.1	236.8	1:43.859	156.74	0.958	12:17:55.748
48 - D1	32.700	41.827	IN PIT		235.2	2:33.785	P 105.85	50.884	12:20:29.533
49 - D1	OUTLAP	42.785	30.758	174.4	206.1	1:52.127	145.18	9.226	12:22:21.660
50 - D1	32.598	41.828	30.037	175.3	236.8	1:44.463	155.83	1.562	12:24:06.123
51 - D1	32.613	41.755	30.092	<b>177.3</b>	236.3	1:44.460	155.84	1.559	12:25:50.583
52 - D1	32.778	41.888	IN PIT		237.8	3:07.050	P 87.03	1:24.149	12:28:57.633
53 - D3	OUTLAP	41.357	30.172	173.6	203.7	1:50.225	147.69	7.324	12:30:47.858
54 - D3	32.920	41.267	29.617	174.4	234.7	1:43.804	156.82	0.903	12:32:31.662
55 - D3	32.564	41.407	29.699	173.9	236.3	1:43.670	157.02	0.769	12:34:15.332
56 - D3	32.572	41.247	29.792	172.8	236.3	1:43.611	<b>(2)</b> 157.11	0.710	12:35:58.943

Weather / Track : Sunny / Dry

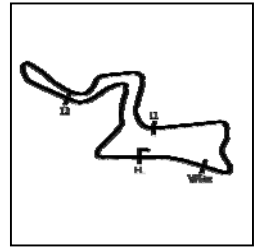
Kyalami Grand Prix Circuit

Circuit Length = 4.522 km

Start: 10:50 Flag 12:35 End: 12:38

# Kyalami 9 Hours

## PRE QUALIFYING - SECTOR ANALYSIS



SECTOR 1 = FL to I1, SECTOR 2 = I1 to I2 SECTOR 3 = I2 to I3, SECTOR 4 = I3 to FL, DIFF = Difference To Personal Best Lap, P = Crossed Finish Line in Pit Lane, D = Time Disallowed

P9 108 Pro Bentley Team M-Sport		Bentley Continental GT3							
IDEAL LAP TIME : 1:42.801		BEST LAP TIME : 1:42.940		DIFFERENCE : 0.139					
D1: Rodrigo BAPTISTA		D2: Andy SOUCEK		D3: Steven KANE					
LAP	SECTOR 1	SECTOR 2	SECTOR 3	SPEED TRAP	LAP TIME	KPH	DIFF	TIME OF DAY	
1 - D1	OUTLAP	43.867	35.372	175.8	174.4	2:01.518	133.96	18.578	10:52:10.694
2 - D1	32.961	41.811	29.855	175.8	236.3	1:44.627	155.59	1.687	10:53:55.321
3 - D1	32.742	41.958	29.692	176.7	240.0	1:44.392	155.94	1.452	10:55:39.713
4 - D1	32.680	42.278	29.662	177.6	240.5	1:44.620	155.60	1.680	10:57:24.333
5 - D1	32.789	42.036	29.745	177.3	240.5	1:44.570	155.67	1.630	10:59:08.903
6 - D1	32.539	42.051	29.688	177.0	241.0	1:44.278	156.11	1.338	11:00:53.181
7 - D1	33.006	41.977	IN PIT		<b>241.6</b>	5:00.663	P 54.14	3:17.723	11:05:53.844
8 - D1	OUTLAP	42.932	29.978	177.0	157.2	1:54.304	142.42	11.364	11:07:48.148
9 - D1	32.452	41.256	<b>29.446</b>	177.3	237.3	1:43.154	(2) 157.81	0.214	11:09:31.302
10 - D1	32.369	41.563	29.613	176.4	239.4	1:43.545	157.21	0.605	11:11:14.847
11 - D1	32.982	45.819	32.634	175.8	237.3	1:51.435	146.08	8.495	11:13:06.282
12 - D1	32.480	41.324	29.597	177.0	236.8	1:43.401	(3) 157.43	0.461	11:14:49.683
13 - D1	32.574	41.438	29.679	176.7	238.9	1:43.691	156.99	0.751	11:16:33.374
14 - D1	32.715	41.702	IN PIT		238.4	8:23.431	P 32.33	6:40.491	11:24:56.805
15 - D3	OUTLAP	44.879	30.878	175.8	205.7	1:54.687	141.94	11.747	11:26:51.492
16 - D3	32.617	41.688	29.930	177.3	237.8	1:44.235	156.17	1.295	11:28:35.727
17 - D3	32.616	41.526	29.902	177.6	237.8	1:44.044	156.46	1.104	11:30:19.771
18 - D3	32.926	42.208	30.089	176.4	237.8	1:45.223	154.71	2.283	11:32:04.994
19 - D3	32.614	46.353	31.320	175.8	237.8	1:50.287	147.60	7.347	11:33:55.281
20 - D3	32.703	41.737	29.799	177.3	237.8	1:44.239	156.17	1.299	11:35:39.520
21 - D3	32.703	41.675	29.863	176.4	237.8	1:44.241	156.16	1.301	11:37:23.761
22 - D3	32.615	42.638	IN PIT		237.8	5:23.247	P 50.36	3:40.307	11:42:47.008
23 - D2	OUTLAP	41.889	32.596	177.0	208.0	1:52.832	144.27	9.892	11:44:39.840
24 - D2	32.366	41.802	29.608	175.8	238.4	1:43.776	156.86	0.836	11:46:23.616
25 - D2	32.363	42.518	30.622	174.7	238.9	1:45.503	154.30	2.563	11:48:09.119
26 - D2	32.689	41.539	29.560	177.3	237.8	1:43.788	156.85	0.848	11:49:52.907
27 - D2	32.367	41.592	29.618	177.6	240.0	1:43.577	157.17	0.637	11:51:36.484
28 - D2	32.378	42.297	33.611	177.6	239.4	1:48.286	150.33	5.346	11:53:24.770
29 - D2	32.417	41.543	29.588	178.5	238.9	1:43.548	157.21	0.608	11:55:08.318
30 - D2	34.382	42.762	IN PIT		240.0	4:09.933	P 65.13	2:26.993	11:59:18.251
31 - D1	OUTLAP	44.171	32.546	176.1	170.8	1:57.545	138.49	14.605	12:01:15.796
32 - D1	32.698	42.314	30.288	175.0	238.4	1:45.300	154.59	2.360	12:03:01.096
33 - D1	32.664	43.182	IN PIT		237.3	3:06.998	P 87.05	1:24.058	12:06:08.094
34 - D3	OUTLAP	42.133	29.965	177.0	193.5	1:51.533	145.95	8.593	12:07:59.627
35 - D3	32.547	41.547	29.562	178.2	239.4	1:43.656	157.05	0.716	12:09:43.283
36 - D3	32.556	43.602	IN PIT		240.0	3:06.256	P 87.40	1:23.316	12:12:49.539
37 - D2	OUTLAP	42.039	30.159	177.6	211.3	1:51.834	145.56	8.894	12:14:41.373
38 - D2	32.437	41.493	29.895	177.0	241.0	1:43.825	156.79	0.885	12:16:25.198
39 - D2	32.602	41.534	IN PIT		241.0	2:24.686	P 112.51	41.746	12:18:49.884
40 - D1	OUTLAP	42.271	29.932	173.6	206.1	1:50.960	146.71	8.020	12:20:40.844
41 - D1	32.681	41.559	29.616	177.0	238.4	1:43.856	156.74	0.916	12:22:24.700
42 - D1	32.549	41.682	IN PIT		241.0	2:28.815	P 109.39	45.875	12:24:53.515
43 - D3	OUTLAP	42.266	29.676	<b>178.8</b>	208.0	1:50.656	147.11	7.716	12:26:44.171
44 - D3	32.313	42.051	29.807	175.8	238.4	1:44.171	156.27	1.231	12:28:28.342
45 - D3	32.258	41.242	IN PIT		237.8	2:25.301	P 112.03	42.361	12:30:53.643
46 - D2	OUTLAP	43.008	33.099	<b>178.8</b>	208.0	1:57.086	139.03	14.146	12:32:50.729
47 - D2	<b>32.141</b>	<b>41.214</b>	29.585	178.5	239.4	<b>1:42.940</b>	(1) <b>158.14</b>		<b>12:34:33.669</b>

Weather / Track : Sunny / Dry

Kyalami Grand Prix Circuit

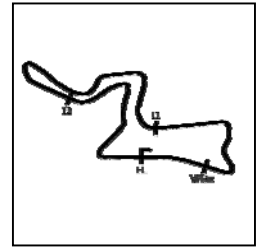
Circuit Length = 4.522 km

Start: 10:50 Flag 12:35 End: 12:38



# Kyalami 9 Hours

## PRE QUALIFYING - SECTOR ANALYSIS



SECTOR 1 = FL to I1, SECTOR 2 = I1 to I2 SECTOR 3 = I2 to I3, SECTOR 4 = I3 to FL, DIFF = Difference To Personal Best Lap, P = Crossed Finish Line in Pit Lane, D = Time Disallowed

P10 44 Pro		Mercedes-AMG Team Strakka Racing			Mercedes-AMG GT3				
IDEAL LAP TIME : 1:42.904		BEST LAP TIME : 1:42.990			DIFFERENCE : 0.086				
D1: Gary PAFFETT		D2: Lewis WILLIAMSON		D3: Tristan VAUTIER					
LAP	SECTOR 1	SECTOR 2	SECTOR 3	SPEED TRAP	LAP TIME	KPH	DIFF	TIME OF DAY	
1 - D1	OUTLAP	43.927	30.806	171.9	192.8	1:55.620	140.79	12.630	10:53:30.964
2 - D1	33.086	41.115	29.758	172.5	229.7	1:43.959	156.59	0.969	10:55:14.923
3 - D1	32.884	41.159	29.788	171.9	231.7	1:43.831	156.78	0.841	10:56:58.754
4 - D1	32.742	46.486	40.150	172.5	231.2	1:59.378	136.36	16.388	10:58:58.132
5 - D1	32.880	41.513	30.312	173.3	231.7	1:44.705	155.47	1.715	11:00:42.837
6 - D1	32.813	41.323	29.883	172.8	231.7	1:44.019	156.50	1.029	11:02:26.856
7 - D1	32.767	41.231	IN PIT		232.2	5:29.053	P 49.47	3:46.063	11:07:55.909
8 - D3	OUTLAP	42.248	32.082	173.6	205.3	1:52.645	144.51	9.655	11:09:48.554
9 - D3	32.742	41.492	30.029	173.0	232.2	1:44.263	156.13	1.273	11:11:32.817
10 - D3	32.583	41.392	29.883	173.6	230.2	1:43.858	156.74	0.868	11:13:16.675
11 - D3	32.528	41.592	29.924	173.9	231.2	1:44.044	156.46	1.054	11:15:00.719
12 - D3	32.638	41.256	29.739	173.3	231.7	1:43.633	157.08	0.643	11:16:44.352
13 - D3	32.594	41.440	29.977	173.6	231.2	1:44.011	156.51	1.021	11:18:28.363
14 - D3	32.964	41.354	29.998	173.3	231.2	1:44.316	156.05	1.326	11:20:12.679
15 - D3	32.485	41.433	IN PIT		231.7	4:45.141	P 57.09	3:02.151	11:24:57.820
16 - D2	OUTLAP	41.784	29.897	173.0	205.3	1:50.111	147.84	7.121	11:26:47.931
17 - D2	32.503	41.230	29.633	173.9	231.7	1:43.366	157.49	0.376	11:28:31.297
18 - D2	32.488	41.235	29.806	173.6	232.2	1:43.529	157.24	0.539	11:30:14.826
19 - D2	32.580	41.314	29.741	173.6	231.7	1:43.635	157.08	0.645	11:31:58.461
20 - D2	32.449	44.226	30.430	173.6	231.7	1:47.105	151.99	4.115	11:33:45.566
21 - D2	32.691	41.355	29.771	173.3	232.2	1:43.817	156.80	0.827	11:35:29.383
22 - D2	32.723	41.372	29.686	173.0	232.7	1:43.781	156.86	0.791	11:37:13.164
23 - D2	32.500	41.388	29.747	171.4	232.2	1:43.635	157.08	0.645	11:38:56.799
24 - D2	32.598	44.576	31.175	173.0	231.2	1:48.349	150.24	5.359	11:40:45.148
25 - D2	32.478	41.097	29.589	173.6	231.2	1:43.164	157.79	0.174	11:42:28.312
26 - D2	32.509	41.158	29.563	173.9	231.2	1:43.230	157.69	0.240	11:44:11.542
27 - D2	32.690	41.401	IN PIT		232.7	10:38.503	P 25.49	8:55.513	11:54:50.045
28 - D3	OUTLAP	43.930	30.784	173.0	199.2	1:56.160	140.14	13.170	11:56:46.205
29 - D3	32.617	41.288	29.556	173.6	228.8	1:43.461	157.34	0.471	11:58:29.666
30 - D3	32.409	41.039	29.588	173.9	231.2	1:43.036	(2) 157.99	0.046	12:00:12.702
31 - D3	34.698	44.184	29.972	174.4	232.7	1:48.854	149.55	5.864	12:02:01.556
32 - D3	32.386	<b>41.037</b>	29.567	173.6	232.2	<b>1:42.990</b>	(1) <b>158.06</b>		<b>12:03:44.546</b>
33 - D3	32.435	45.333	32.037	175.0	232.7	1:49.805	148.25	6.815	12:05:34.351
34 - D3	32.484	42.271	35.015	<b>175.3</b>	232.7	1:49.770	148.30	6.780	12:07:24.121
35 - D3	<b>32.366</b>	41.246	31.713	174.4	233.7	1:45.325	154.56	2.335	12:09:09.446
36 - D3	32.540	41.115	IN PIT		<b>234.2</b>	5:07.909	P 52.87	3:24.919	12:14:17.355
37 - D2	OUTLAP	42.180	30.548	173.0	206.5	1:51.386	146.15	8.396	12:16:08.741
38 - D2	32.394	41.231	29.611	173.3	232.7	1:43.236	157.68	0.246	12:17:51.977
39 - D2	32.461	42.142	IN PIT		232.7	1:58.874	P 136.94	15.884	12:19:50.851
40 - D2	OUTLAP	44.814	30.255	173.3	203.0	1:54.441	142.24	11.451	12:21:45.292
41 - D2	32.441	41.387	29.633	173.6	232.7	1:43.461	157.34	0.471	12:23:28.753
42 - D2	32.582	41.158	29.564	174.7	233.2	1:43.304	157.58	0.314	12:25:12.057
43 - D2	32.453	41.416	29.506	<b>175.3</b>	<b>234.2</b>	1:43.375	157.47	0.385	12:26:55.432
44 - D2	32.383	41.219	29.755	173.9	232.7	1:43.357	157.50	0.367	12:28:38.789
45 - D2	32.518	41.126	29.514	174.1	231.7	1:43.158	157.80	0.168	12:30:21.947
46 - D2	32.459	41.105	<b>29.501</b>	174.1	231.2	1:43.065	(3) 157.95	0.075	12:32:05.012

Weather / Track : Sunny / Dry

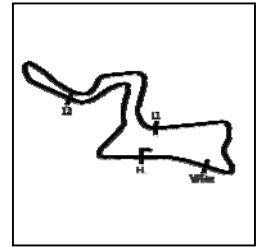
Kyalami Grand Prix Circuit

Circuit Length = 4.522 km

Start: 10:50 Flag 12:35 End: 12:38

# Kyalami 9 Hours

## PRE QUALIFYING - SECTOR ANALYSIS



SECTOR 1 = FL to I1, SECTOR 2 = I1 to I2 SECTOR 3 = I2 to I3, SECTOR 4 = I3 to FL, DIFF = Difference To Personal Best Lap, P = Crossed Finish Line in Pit Lane, D = Time Disallowed

P11 42 Pro		BMW Team Schnitzer			BMW M6 GT3				
IDEAL LAP TIME : 1:42.937		BEST LAP TIME : 1:43.038			DIFFERENCE : 0.101				
D1: Martin TOMCZYK		D2: Sheldon VAN DER LINDE			D3: Augusto FARFUS				
LAP	SECTOR 1	SECTOR 2	SECTOR 3	SPEED TRAP	LAP TIME	KPH	DIFF	TIME OF DAY	
1 - D1	OUTLAP	49.539	34.672	170.3	146.3	2:17.290	118.57	34.252	10:52:36.552
2 - D1	34.358	43.091	IN PIT	212.5	2:01.892	<b>P</b>	133.55	18.854	10:54:38.444
3 - D1	OUTLAP	42.757	30.477	171.7	207.2	1:52.008	145.33	8.970	10:56:30.452
4 - D1	34.218	46.181	IN PIT	232.7	8:22.761	<b>P</b>	32.37	6:39.723	11:04:53.213
5 - D1	OUTLAP	46.894	34.499	171.7	176.4	2:05.271	129.95	22.233	11:06:58.484
6 - D1	33.775	43.614	IN PIT	232.2	2:01.005	<b>P</b>	134.53	17.967	11:08:59.489
7 - D1	OUTLAP	41.867	29.969	173.3	206.5	1:50.158	147.78	7.120	11:10:49.647
8 - D1	33.162	45.193	IN PIT	231.2	3:12.679	<b>P</b>	84.48	1:29.641	11:14:02.326
9 - D1	OUTLAP	42.485	30.678	173.6	188.8	1:54.587	142.06	11.549	11:15:56.913
10 - D1	32.759	42.062	30.849	172.5	235.2	1:45.670	154.05	2.632	11:17:42.583
11 - D1	32.722	41.531	29.906	172.8	234.7	1:44.159	156.29	1.121	11:19:26.742
12 - D1	32.801	41.470	29.854	173.0	234.7	1:44.125	156.34	1.087	11:21:10.867
13 - D1	32.702	41.705	29.761	173.3	235.2	1:44.168	156.27	1.130	11:22:55.035
14 - D1	32.825	42.933	IN PIT	235.8	3:09.404	<b>P</b>	85.94	1:26.366	11:26:04.439
15 - D1	OUTLAP	44.143	31.289	174.1	200.7	1:56.222	140.06	13.184	11:28:00.661
16 - D1	33.057	41.782	29.752	175.3	235.8	1:44.591	155.64	1.553	11:29:45.252
17 - D1	32.503	41.488	<b>29.447</b>	173.9	236.3	1:43.438	<b>(3)</b>	0.400	11:31:28.690
<b>18 - D1</b>	32.491	41.099	29.448	173.6	235.2	<b>1:43.038</b>	<b>(1)</b>	<b>157.99</b>	<b>11:33:11.728</b>
19 - D1	32.608	41.540	29.648	173.6	235.8	1:43.796	156.83	0.758	11:34:55.524
20 - D1	32.676	<b>41.074</b>	29.604	173.3	235.2	1:43.354	<b>(2)</b>	0.316	11:36:38.878
21 - D1	32.710	41.565	29.716	173.3	235.8	1:43.991	156.54	0.953	11:38:22.869
22 - D1	32.669	41.504	29.761	173.3	234.7	1:43.934	156.63	0.896	11:40:06.803
23 - D1	32.595	41.393	29.712	172.5	235.8	1:43.700	156.98	0.662	11:41:50.503
24 - D1	32.604	41.365	29.714	174.4	234.2	1:43.683	157.00	0.645	11:43:34.186
25 - D1	32.622	41.386	29.790	174.1	236.8	1:43.798	156.83	0.760	11:45:17.984
26 - D1	32.601	41.414	29.795	173.9	238.4	1:43.810	156.81	0.772	11:47:01.794
27 - D1	32.826	41.362	29.712	172.8	236.3	1:43.900	156.68	0.862	11:48:45.694
28 - D1	32.666	41.536	29.730	174.1	236.8	1:43.932	156.63	0.894	11:50:29.626
29 - D1	32.587	42.387	IN PIT	236.3	3:51.578	<b>P</b>	70.29	2:08.540	11:54:21.204
30 - D2	OUTLAP	42.135	30.591	175.0	200.3	1:52.577	144.60	9.539	11:56:13.781
31 - D2	32.708	41.462	29.865	173.3	235.8	1:44.035	156.47	0.997	11:57:57.816
32 - D2	32.573	41.372	29.776	173.9	236.3	1:43.721	156.95	0.683	11:59:41.537
33 - D2	32.654	41.368	29.940	173.0	236.8	1:43.962	156.58	0.924	12:01:25.499
34 - D2	32.846	42.219	IN PIT	235.8	2:24.627	<b>P</b>	112.55	41.589	12:03:50.126
35 - D2	OUTLAP	43.766	29.989	174.1	207.2	1:53.928	142.89	10.890	12:05:44.054
36 - D2	32.648	41.813	31.149	175.3	237.3	1:45.610	154.14	2.572	12:07:29.664
37 - D2	32.634	41.483	29.879	174.7	238.4	1:43.996	156.53	0.958	12:09:13.660
38 - D2	33.306	41.309	30.562	<b>176.7</b>	238.4	1:45.177	154.77	2.139	12:10:58.837
39 - D2	32.528	41.145	29.834	174.7	<b>238.9</b>	1:43.507	157.27	0.469	12:12:42.344
40 - D2	32.652	41.237	IN PIT	238.4	3:04.023	<b>P</b>	88.46	1:20.985	12:15:46.367
41 - D3	OUTLAP	45.213	30.111	173.6	207.6	1:53.743	143.12	10.705	12:17:40.110
42 - D3	32.747	41.418	29.888	173.3	237.3	1:44.053	156.45	1.015	12:19:24.163
43 - D3	32.713	42.593	30.018	174.4	<b>238.9</b>	1:45.324	154.56	2.286	12:21:09.487
44 - D3	32.949	41.443	29.993	175.0	237.8	1:44.385	155.95	1.347	12:22:53.872
45 - D3	32.576	41.266	29.849	175.3	237.8	1:43.691	156.99	0.653	12:24:37.563
46 - D3	32.540	41.301	29.874	175.6	238.4	1:43.715	156.96	0.677	12:26:21.278
47 - D3	<b>32.416</b>	41.216	30.020	173.9	238.4	1:43.652	157.05	0.614	12:28:04.930
48 - D3	32.577	41.357	29.964	173.6	237.3	1:43.898	156.68	0.860	12:29:48.828
49 - D3	32.642	41.374	29.809	174.1	236.8	1:43.825	156.79	0.787	12:31:32.653

Weather / Track : Sunny / Dry

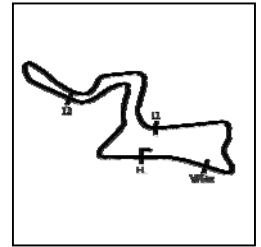
Kyalami Grand Prix Circuit

Circuit Length = 4.522 km

Start: 10:50 Flag 12:35 End: 12:38

# Kyalami 9 Hours

## PRE QUALIFYING - SECTOR ANALYSIS



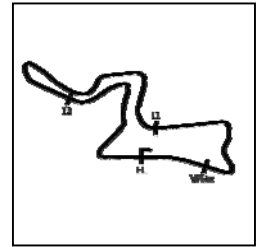
SECTOR 1 = FL to I1, SECTOR 2 = I1 to I2 SECTOR 3 = I2 to I3, SECTOR 4 = I3 to FL, DIFF = Difference To Personal Best Lap, P = Crossed Finish Line in Pit Lane, D = Time Disallowed

P12 76 Pro R-Motorsport		Aston Martin Vantage AMR GT3							
IDEAL LAP TIME : 1:42.841		BEST LAP TIME : 1:43.043		DIFFERENCE : 0.202					
D1: Maxime MARTIN		D2: Enaam AHMED		D3: Jake DENNIS					
LAP	SECTOR 1	SECTOR 2	SECTOR 3	SPEED TRAP	LAP TIME	KPH	DIFF	TIME OF DAY	
1 - D1	OUTLAP	47.879	34.215	171.4	132.0	2:08.534	126.65	25.491	10:52:19.921
2 - D1	36.337	45.608	32.303	172.5	167.9	1:54.248	142.49	11.205	10:54:14.169
3 - D1	33.900	42.713	31.222	172.5	231.7	1:47.835	150.96	4.792	10:56:02.004
4 - D1	37.538	45.257	IN PIT		192.1	5:42.222	P 47.56	3:59.179	11:01:44.226
5 - D1	OUTLAP	42.071	30.097	174.1	202.6	1:51.223	146.36	8.180	11:03:35.449
6 - D1	32.653	41.276	29.848	174.4	234.7	1:43.777	156.86	0.734	11:05:19.226
7 - D1	33.596	43.663	30.544	174.7	235.8	1:47.803	151.00	4.760	11:07:07.029
8 - D1	32.533	41.365	29.777	174.1	235.8	1:43.675	157.02	0.632	11:08:50.704
9 - D1	32.992	41.681	IN PIT		235.2	2:34.014	P 105.69	50.971	11:11:24.718
10 - D1	OUTLAP	47.891	34.335	156.0	150.4	2:09.869	125.35	26.826	11:13:34.587
11 - D1	36.072	44.646	30.868	175.0	224.5	1:51.586	145.88	8.543	11:15:26.173
12 - D1	32.436	41.297	29.515	173.9	234.2	1:43.248	(2) 157.67	0.205	11:17:09.421
13 - D1	32.487	40.974	IN PIT		234.2	6:40.104	P 40.68	4:57.061	11:23:49.525
14 - D2	OUTLAP	46.116	32.121	173.6	157.8	2:06.392	128.79	23.349	11:25:55.917
15 - D2	32.968	42.010	30.094	173.3	234.7	1:45.072	154.93	2.029	11:27:40.989
16 - D2	32.729	41.414	30.270	173.9	235.2	1:44.413	155.91	1.370	11:29:25.402
17 - D2	33.815	43.483	IN PIT		235.8	3:47.915	P 71.42	2:04.872	11:33:13.317
18 - D2	OUTLAP	55.810	36.399	164.3	156.9	2:21.968	114.66	38.925	11:35:35.285
19 - D2	37.801	44.942	31.840	174.1	227.8	1:54.583	142.07	11.540	11:37:29.868
20 - D2	33.073	44.098	30.618	173.6	233.2	1:47.789	151.02	4.746	11:39:17.657
21 - D2	32.816	41.491	29.776	172.8	234.2	1:44.083	156.40	1.040	11:41:01.740
22 - D2	32.599	41.451	29.808	173.9	234.2	1:43.858	156.74	0.815	11:42:45.598
23 - D2	33.813	43.899	IN PIT		235.2	3:51.387	P 70.35	2:08.344	11:46:36.985
24 - D3	OUTLAP	45.575	33.588	172.5	191.8	2:00.693	134.88	17.650	11:48:37.678
25 - D3	32.817	41.487	29.688	173.6	233.2	1:43.992	156.54	0.949	11:50:21.670
26 - D3	32.472	41.400	29.627	173.3	233.7	1:43.499	(3) 157.28	0.456	11:52:05.169
27 - D3	36.450	44.849	IN PIT		213.8	2:36.346	P 104.12	53.303	11:54:41.515
28 - D3	OUTLAP	43.957	31.794	174.4	192.5	1:57.453	138.60	14.410	11:56:38.968
29 - D3	32.452	40.991	30.282	170.8	232.7	1:43.725	156.94	0.682	11:58:22.693
30 - D3	32.410	40.916	29.717	172.2	233.7	1:43.043	(1) 157.98		12:00:05.736
31 - D3	37.445	48.837	IN PIT		183.9	3:24.288	P 79.68	1:41.245	12:03:30.024
32 - D1	OUTLAP	41.779	29.880	173.0	202.2	1:51.046	146.59	8.003	12:05:21.070
33 - D1	32.774	42.665	IN PIT		233.7	3:07.321	P 86.90	1:24.278	12:08:28.391
34 - D2	OUTLAP	42.702	30.240	173.6	204.9	1:53.876	142.95	10.833	12:10:22.267
35 - D2	33.044	42.212	IN PIT		235.8	3:07.524	P 86.81	1:24.481	12:13:29.791
36 - D3	OUTLAP	43.843	31.864	173.6	203.0	1:57.262	138.82	14.219	12:15:27.053
37 - D3	32.747	41.793	IN PIT		234.2	3:08.687	P 86.27	1:25.644	12:18:35.740
38 - D3	OUTLAP	41.094	29.689	172.5	205.7	1:49.314	148.92	6.271	12:20:25.054
39 - D3	32.547	41.645	IN PIT		234.7	3:06.067	P 87.49	1:23.024	12:23:31.121
40 - D2	OUTLAP	43.748	30.319	174.1	206.5	1:54.406	142.29	11.363	12:25:25.527

Weather / Track : Sunny / Dry

# Kyalami 9 Hours

## PRE QUALIFYING - SECTOR ANALYSIS



SECTOR 1 = FL to I1, SECTOR 2 = I1 to I2 SECTOR 3 = I2 to I3, SECTOR 4 = I3 to FL, DIFF = Difference To Personal Best Lap, P = Crossed Finish Line in Pit Lane, D = Time Disallowed

P13 29 Pro		Audi Sport Team Land			Audi R8 LMS GT3 2019				
IDEAL LAP TIME : 1:42.962		BEST LAP TIME : 1:43.152			DIFFERENCE : 0.190				
D1: Markus WINKELHOCK		D2: Christopher MIES		D3: Christopher HAASE					
LAP	SECTOR 1	SECTOR 2	SECTOR 3	SPEED TRAP	LAP TIME	KPH	DIFF	TIME OF DAY	
1 - D3	OUTLAP	42.851	31.539	171.7	197.8	1:54.846	141.74	11.694	10:53:37.181
2 - D3	33.167	41.505	29.831	171.4	229.7	1:44.503	155.77	1.351	10:55:21.684
3 - D3	33.241	41.348	29.938	171.4	231.2	1:44.527	155.74	1.375	10:57:06.211
4 - D3	32.877	43.488	44.831	172.8	231.7	2:01.196	134.32	18.044	10:59:07.407
5 - D3	32.851	41.539	29.686	173.0	233.2	1:44.076	156.41	0.924	11:00:51.483
6 - D3	32.754	41.882	29.725	172.5	232.7	1:44.361	155.98	1.209	11:02:35.844
7 - D3	32.981	41.912	IN PIT		<b>234.2</b>	6:10.499	<b>P</b> 43.93	4:27.347	11:08:46.343
8 - D1	OUTLAP	42.007	30.304	171.1	201.4	1:51.600	145.87	8.448	11:10:37.943
9 - D1	32.993	41.687	29.784	170.6	229.2	1:44.464	155.83	1.312	11:12:22.407
10 - D1	33.220	43.320	30.177	171.9	228.8	1:46.717	152.54	3.565	11:14:09.124
11 - D1	33.000	41.480	32.620	171.7	229.7	1:47.100	152.00	3.948	11:15:56.224
12 - D1	32.942	42.421	34.397	171.1	230.2	1:49.760	148.31	6.608	11:17:45.984
13 - D1	32.768	42.741	30.436	171.1	230.2	1:45.945	153.65	2.793	11:19:31.929
14 - D1	32.902	41.431	29.890	170.6	230.2	1:44.223	156.19	1.071	11:21:16.152
15 - D1	33.270	41.772	IN PIT		230.2	6:00.054	<b>P</b> 45.21	4:16.902	11:27:16.206
16 - D2	OUTLAP	41.524	29.690	170.8	203.0	1:49.716	148.37	6.564	11:29:05.922
17 - D2	32.870	41.552	30.260	173.0	231.2	1:44.682	155.51	1.530	11:30:50.604
18 - D2	33.072	41.984	29.663	171.9	232.2	1:44.719	155.45	1.567	11:32:35.323
19 - D2	32.818	41.277	29.552	172.5	231.7	1:43.647	157.06	0.495	11:34:18.970
20 - D2	32.699	41.192	29.712	170.6	231.2	1:43.603	157.13	0.451	11:36:02.573
21 - D2	32.743	41.472	29.658	171.7	231.2	1:43.873	156.72	0.721	11:37:46.446
22 - D2	32.870	41.758	IN PIT		229.7	5:56.524	<b>P</b> 45.66	4:13.372	11:43:42.970
23 - D2	OUTLAP	44.011	IN PIT		167.9	2:11.152	<b>P</b> 124.12	28.000	11:45:54.122
24 - D2	OUTLAP	42.943	30.099	169.8	202.2	1:51.828	145.57	8.676	11:47:45.950
25 - D2	32.995	41.491	29.687	170.8	229.2	1:44.173	156.27	1.021	11:49:30.123
26 - D2	32.660	41.120	29.571	170.6	230.2	1:43.351	157.51	0.199	11:51:13.474
27 - D2	32.854	41.489	29.924	171.9	230.2	1:44.267	156.12	1.115	11:52:57.741
<b>28 - D2</b>	32.604	41.026	29.522	171.4	230.7	<b>1:43.152 (1)</b>	<b>157.81</b>		<b>11:54:40.893</b>
29 - D2	32.602	41.345	IN PIT		229.7	5:54.377	<b>P</b> 45.93	4:11.225	12:00:35.270
30 - D1	OUTLAP	42.133	30.048	170.6	201.4	1:52.274	144.99	9.122	12:02:27.544
31 - D1	32.883	41.585	29.810	171.1	228.8	1:44.278	156.11	1.126	12:04:11.822
32 - D1	32.842	41.495	29.817	171.7	229.7	1:44.154	156.29	1.002	12:05:55.976
33 - D1	32.712	46.316	30.323	170.8	230.7	1:49.351	148.87	6.199	12:07:45.327
34 - D1	32.676	41.265	29.791	172.5	231.2	1:43.732	156.93	0.580	12:09:29.059
35 - D1	32.927	42.307	33.253	<b>173.3</b>	233.7	1:48.487	150.05	5.335	12:11:17.546
36 - D1	35.556	43.421	IN PIT		233.2	3:12.599	<b>P</b> 84.52	1:29.447	12:14:30.145
37 - D3	OUTLAP	41.835	30.998	171.4	204.5	1:53.255	143.73	10.103	12:16:23.400
38 - D3	32.857	41.038	29.643	171.1	231.2	1:43.538	157.22	0.386	12:18:06.938
39 - D3	32.698	41.420	34.632	172.2	232.2	1:48.750	149.69	5.598	12:19:55.688
40 - D3	32.638	<b>40.927</b>	IN PIT		231.2	3:05.497	<b>P</b> 87.75	1:22.345	12:23:01.185
41 - D3	OUTLAP	42.845	31.860	172.5	204.9	1:52.586	144.59	9.434	12:24:53.771
42 - D3	32.612	41.096	29.549	173.0	231.7	1:43.257	<b>(3)</b> 157.65	0.105	12:26:37.028
43 - D3	33.254	41.428	31.462	172.2	232.2	1:46.144	153.36	2.992	12:28:23.172
44 - D3	33.089	42.699	32.204	172.8	230.7	1:47.992	150.74	4.840	12:30:11.164
45 - D3	33.138	41.811	29.616	172.2	229.2	1:44.565	155.68	1.413	12:31:55.729
46 - D3	<b>32.579</b>	41.126	<b>29.456</b>	172.2	231.2	1:43.161	<b>(2)</b> 157.80	0.009	12:33:38.890
47 - D3	32.768	42.196	29.855	172.2	232.2	1:44.819	155.30	1.667	12:35:23.709

Weather / Track : Sunny / Dry

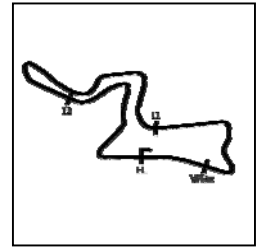
Kyalami Grand Prix Circuit

Circuit Length = 4.522 km

Start: 10:50 Flag 12:35 End: 12:38

# Kyalami 9 Hours

## PRE QUALIFYING - SECTOR ANALYSIS



SECTOR 1 = FL to I1, SECTOR 2 = I1 to I2 SECTOR 3 = I2 to I3, SECTOR 4 = I3 to FL, DIFF = Difference To Personal Best Lap, P = Crossed Finish Line in Pit Lane, D = Time Disallowed

P14 20 Pro		GPX Racing		Porsche 911 GT3 R					
IDEAL LAP TIME : 1:42.914		BEST LAP TIME : 1:43.172		DIFFERENCE : 0.258					
D1: Michael CHRISTENSEN		D2: Kevin ESTRE		D3: Richard LIETZ					
LAP	SECTOR 1	SECTOR 2	SECTOR 3	SPEED TRAP	LAP TIME	KPH	DIFF	TIME OF DAY	
1 - D1	OUTLAP	43.505	33.054	<b>174.7</b>	126.3	1:59.326	136.42	16.154	10:53:43.934
2 - D1	32.631	<b>40.913</b>	29.652	173.6	233.7	1:43.196 (2)	157.75	0.024	10:55:27.130
3 - D1	32.666	41.045	30.178	174.4	233.7	1:43.889	156.69	0.717	10:57:11.019
4 - D1	32.896	41.201	30.008	173.9	<b>236.8</b>	1:44.105	156.37	0.933	10:58:55.124
5 - D1	32.656	41.322	IN PIT		233.7	2:25.746 P	111.69	42.574	11:01:20.870
6 - D3	OUTLAP	42.689	30.326	174.4	151.6	1:56.264	140.01	13.092	11:03:17.134
7 - D3	32.757	41.182	29.694	174.1	233.7	1:43.633	157.08	0.461	11:05:00.767
8 - D3	32.631	41.051	29.796	173.3	232.7	1:43.478	157.32	0.306	11:06:44.245
9 - D3	32.691	41.208	IN PIT		232.7	3:16.354 P	82.90	1:33.182	11:10:00.599
10 - D2	OUTLAP	55.161	34.808	173.0	206.8	2:08.125	127.05	24.953	11:12:08.724
11 - D2	33.566	42.586	29.968	173.9	231.7	1:46.120	153.40	2.948	11:13:54.844
12 - D2	<b>32.514</b>	41.333	29.796	172.8	232.7	1:43.643	157.06	0.471	11:15:38.487
13 - D2	33.206	41.198	IN PIT		232.7	7:09.422 P	37.90	5:26.250	11:22:47.909
14 - D2	OUTLAP	42.248	30.939	170.3	153.8	1:54.892	141.69	11.720	11:24:42.801
15 - D2	33.036	43.412	30.070	172.2	228.3	1:46.518	152.83	3.346	11:26:29.319
16 - D2	32.809	41.241	29.943	172.5	230.7	1:43.993	156.54	0.821	11:28:13.312
17 - D2	32.891	41.458	29.972	171.7	231.7	1:44.321	156.04	1.149	11:29:57.633
18 - D2	32.843	41.462	29.955	171.9	230.7	1:44.260	156.14	1.088	11:31:41.893
19 - D2	33.098	41.448	30.005	171.9	230.2	1:44.551	155.70	1.379	11:33:26.444
20 - D2	32.945	41.337	29.924	171.4	231.7	1:44.206	156.22	1.034	11:35:10.650
21 - D2	32.758	41.655	29.800	171.1	230.7	1:44.213	156.21	1.041	11:36:54.863
22 - D2	32.969	41.604	29.821	172.2	230.2	1:44.394	155.93	1.222	11:38:39.257
23 - D2	32.981	42.887	29.965	171.1	232.2	1:45.833	153.81	2.661	11:40:25.090
24 - D2	32.801	41.368	29.979	170.8	230.2	1:44.148	156.30	0.976	11:42:09.238
25 - D2	32.900	41.416	30.233	170.0	229.7	1:44.549	155.70	1.377	11:43:53.787
26 - D2	32.944	41.384	30.033	171.1	231.2	1:44.361	155.98	1.189	11:45:38.148
27 - D2	32.760	41.518	29.839	171.4	231.2	1:44.117	156.35	0.945	11:47:22.265
28 - D2	32.810	41.353	IN PIT		231.2	2:39.304 P	102.18	56.132	11:50:01.569
29 - D3	OUTLAP	42.894	30.502	171.9	187.1	1:54.082	142.69	10.910	11:51:55.651
30 - D3	32.898	42.134	30.241	172.2	232.2	1:45.273	154.63	2.101	11:53:40.924
31 - D3	33.007	41.728	30.379	171.9	230.7	1:45.114	154.87	1.942	11:55:26.038
32 - D3	32.808	41.545	29.913	172.5	231.2	1:44.266	156.13	1.094	11:57:10.304
33 - D3	32.875	41.496	29.948	171.7	230.2	1:44.319	156.05	1.147	11:58:54.623
34 - D3	32.787	41.229	29.773	172.2	230.2	1:43.789	156.84	0.617	12:00:38.412
35 - D3	32.760	41.343	29.781	171.7	231.2	1:43.884	156.70	0.712	12:02:22.296
36 - D3	32.726	41.576	IN PIT		230.7	5:57.914 P	45.48	4:14.742	12:08:20.210
37 - D3	OUTLAP	45.510	32.304	171.9	204.5	1:57.024	139.10	13.852	12:10:17.234
38 - D3	33.003	41.921	30.094	172.2	231.7	1:45.018	155.01	1.846	12:12:02.252
39 - D3	32.802	42.294	30.036	172.8	232.2	1:45.132	154.84	1.960	12:13:47.384
40 - D3	32.571	41.245	29.794	173.6	233.2	1:43.610	157.11	0.438	12:15:30.994
41 - D3	32.665	43.664	IN PIT		233.2	3:11.434 P	85.03	1:28.262	12:18:42.428
42 - D3	OUTLAP	48.934	34.844	169.8	180.3	2:05.347	129.87	22.175	12:20:47.775
43 - D3	33.740	41.970	30.544	171.1	228.8	1:46.254	153.21	3.082	12:22:34.029
44 - D3	32.884	41.323	29.622	172.8	230.2	1:43.829	156.78	0.657	12:24:17.858
45 - D3	32.706	41.136	29.629	172.2	231.2	1:43.471	157.33	0.299	12:26:01.329
46 - D3	32.609	41.076	<b>29.487</b>	172.8	230.7	<b>1:43.172 (1)</b>	<b>157.78</b>		<b>12:27:44.501</b>
47 - D3	32.549	41.011	29.681	171.7	230.2	1:43.241 (3)	157.68	0.069	12:29:27.742
48 - D3	32.865	41.261	IN PIT		230.2	2:48.296 P	96.72	1:05.124	12:32:16.038
49 - D3	OUTLAP	42.196	IN PIT		200.7	2:32.605 P	106.67	49.433	12:34:48.643

Weather / Track : Sunny / Dry

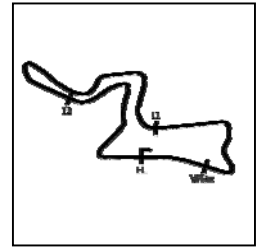
Kyalami Grand Prix Circuit

Circuit Length = 4.522 km

Start: 10:50 Flag 12:35 End: 12:38

# Kyalami 9 Hours

## PRE QUALIFYING - SECTOR ANALYSIS



SECTOR 1 = FL to I1, SECTOR 2 = I1 to I2 SECTOR 3 = I2 to I3, SECTOR 4 = I3 to FL, DIFF = Difference To Personal Best Lap, P = Crossed Finish Line in Pit Lane, D = Time Disallowed

P15 34 Pro		Walkenhorst Motorsport			BMW M6 GT3				
IDEAL LAP TIME : 1:43.103		BEST LAP TIME : 1:43.282			DIFFERENCE : 0.179				
D1: Christian KROGNES		D2: Mikkel JENSEN		D3: Nicky CATSBURG					
LAP	SECTOR 1	SECTOR 2	SECTOR 3	SPEED TRAP	LAP TIME	KPH	DIFF	TIME OF DAY	
1 - D2	OUTLAP	42.830	IN PIT	152.5	3:18.063	P	82.19	1:34.781	10:53:47.079
2 - D2	OUTLAP	41.961	IN PIT	207.2	3:11.715	P	84.91	1:28.433	10:56:58.794
3 - D2	OUTLAP	41.823	IN PIT	208.0	3:11.718	P	84.91	1:28.436	11:00:10.512
4 - D2	OUTLAP	43.910	31.006	173.6	202.2	1:55.643	140.77	12.361	11:02:06.155
5 - D2	33.295	43.762	29.843	174.4	234.7	1:46.900	152.28	3.618	11:03:53.055
6 - D2	32.793	42.721	30.020	174.7	235.8	1:45.534	154.25	2.252	11:05:38.589
7 - D2	32.532	43.531	30.066	173.9	235.8	1:46.129	153.39	2.847	11:07:24.718
8 - D2	32.575	41.157	<b>29.579</b>	173.6	236.8	1:43.311	(3) 157.57	0.029	11:09:08.029
9 - D2	32.647	41.302	33.877	174.4	236.3	1:47.826	150.97	4.544	11:10:55.855
10 - D2	32.528	42.874	IN PIT	236.3	4:24.113	P	61.63	2:40.831	11:15:19.968
11 - D1	OUTLAP	42.489	IN PIT	139.1	6:36.000	P	41.10	4:52.718	11:21:55.968
12 - D1	OUTLAP	48.217	32.639	173.9	177.9	2:07.748	127.43	24.466	11:24:03.716
13 - D1	32.793	41.600	31.523	174.7	235.2	1:45.916	153.69	2.634	11:25:49.632
14 - D1	33.286	42.076	30.200	173.6	236.8	1:45.562	154.21	2.280	11:27:35.194
15 - D1	32.715	41.576	29.685	175.3	235.8	1:43.976	156.56	0.694	11:29:19.170
16 - D1	33.019	42.199	IN PIT	237.8	4:08.957	P	65.38	2:25.675	11:33:28.127
17 - D1	OUTLAP	42.575	31.177	173.6	205.7	1:52.596	144.58	9.314	11:35:20.723
18 - D1	32.576	41.368	29.655	173.9	236.3	1:43.599	157.13	0.317	11:37:04.322
19 - D1	32.553	41.661	29.811	172.8	235.8	1:44.025	156.49	0.743	11:38:48.347
20 - D1	32.653	41.606	29.781	173.3	235.2	1:44.040	156.47	0.758	11:40:32.387
21 - D1	32.711	41.454	IN PIT	235.8	3:05.144	P	87.92	1:21.862	11:43:37.531
22 - D1	OUTLAP	43.439	31.156	172.8	204.5	1:54.198	142.55	10.916	11:45:31.729
23 - D1	35.013	42.551	30.515	175.6	196.3	1:48.079	150.62	4.797	11:47:19.808
24 - D1	32.574	41.203	29.625	173.3	235.2	1:43.402	157.43	0.120	11:49:03.210
25 - D1	32.530	<b>41.130</b>	29.668	174.1	236.8	1:43.328	157.54	0.046	11:50:46.538
26 - D1	32.458	41.259	29.627	174.1	235.8	1:43.344	157.52	0.062	11:52:29.882
<b>27 - D1</b>	32.429	41.239	29.614	174.4	236.3	<b>1:43.282</b>	(1) <b>157.61</b>		<b>11:54:13.164</b>
28 - D1	32.743	41.394	IN PIT	235.8	3:37.705	P	74.77	1:54.423	11:57:50.869
29 - D3	OUTLAP	41.591	30.927	174.4	160.4	1:53.434	143.51	10.152	11:59:44.303
30 - D3	32.671	41.568	30.022	173.0	235.8	1:44.261	156.13	0.979	12:01:28.564
31 - D3	32.927	42.117	IN PIT	236.3	4:46.256	P	56.86	3:02.974	12:06:14.820
32 - D3	OUTLAP	42.512	33.826	173.9	205.7	1:55.800	140.58	12.518	12:08:10.620
33 - D3	32.614	41.399	30.629	173.6	236.8	1:44.642	155.57	1.360	12:09:55.262
34 - D3	32.839	41.334	30.225	174.4	238.4	1:44.398	155.93	1.116	12:11:39.660
35 - D3	<b>32.394</b>	41.604	29.953	174.4	237.3	1:43.951	156.60	0.669	12:13:23.611
36 - D3	32.952	42.759	IN PIT	237.8	3:39.238	P	74.25	1:55.956	12:17:02.849
37 - D3	OUTLAP	41.416	29.880	173.6	207.2	1:49.958	148.04	6.676	12:18:52.807
38 - D3	32.561	41.729	29.763	174.4	237.8	1:44.053	156.45	0.771	12:20:36.860
39 - D3	33.131	42.999	31.150	173.6	237.3	1:47.280	151.74	3.998	12:22:24.140
40 - D3	32.453	41.601	29.714	<b>176.1</b>	237.8	1:43.768	156.88	0.486	12:24:07.908
41 - D3	32.471	41.379	30.004	175.0	237.8	1:43.854	156.75	0.572	12:25:51.762
42 - D3	32.934	42.068	IN PIT	<b>238.9</b>	2:24.261	P	112.84	40.979	12:28:16.023
43 - D3	OUTLAP	41.194	31.143	175.8	206.5	1:50.731	147.01	7.449	12:30:06.754
44 - D3	32.655	41.271	29.600	174.4	235.8	1:43.526	157.24	0.244	12:31:50.280
45 - D3	32.473	41.159	29.651	174.4	237.3	1:43.283	(2) 157.61	0.001	12:33:33.563
46 - D3	34.842	41.630	30.537	175.0	237.3	1:47.009	152.12	3.727	12:35:20.572

Weather / Track : Sunny / Dry

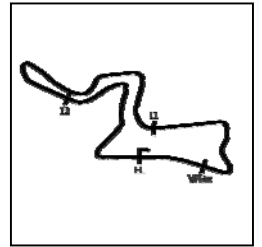
Kyalami Grand Prix Circuit

Circuit Length = 4.522 km

Start: 10:50 Flag 12:35 End: 12:38

# Kyalami 9 Hours

## PRE QUALIFYING - SECTOR ANALYSIS



SECTOR 1 = FL to I1, SECTOR 2 = I1 to I2 SECTOR 3 = I2 to I3, SECTOR 4 = I3 to FL, DIFF = Difference To Personal Best Lap, P = Crossed Finish Line in Pit Lane, D = Time Disallowed

P16 18 Pro KCMG		Nissan GT-R NISMO GT3							
IDEAL LAP TIME : 1:43.086		BEST LAP TIME : 1:43.283			DIFFERENCE : 0.197				
D1: Alexandre IMPERATORI		D2: Edoardo LIBERATI		D3: Oliver JARVIS					
LAP	SECTOR 1	SECTOR 2	SECTOR 3	SPEED TRAP	LAP TIME	KPH	DIFF	TIME OF DAY	
1 - D3	OUTLAP	46.155	36.716	174.1	175.3	2:11.575	123.72	28.292	10:52:29.307
2 - D3	33.146	42.858	31.559	175.8	233.7	1:47.563	151.34	4.280	10:54:16.870
3 - D3	32.754	41.875	30.720	176.7	236.8	1:45.349	154.52	2.066	10:56:02.219
4 - D3	32.790	41.776	30.122	<b>177.3</b>	<b>238.4</b>	1:44.688	155.50	1.405	10:57:46.907
5 - D3	32.608	41.340	29.981	176.7	237.3	1:43.929	156.63	0.646	10:59:30.836
6 - D3	32.457	41.331	IN PIT		<b>238.4</b>	3:27.170	<b>P</b> 78.57	1:43.887	11:02:58.006
7 - D3	OUTLAP	49.168	34.766	176.4	199.6	2:06.662	128.52	23.379	11:05:04.668
8 - D3	33.116	41.530	30.767	176.1	235.8	1:45.413	154.43	2.130	11:06:50.081
9 - D3	32.473	41.200	29.737	177.0	236.8	1:43.410	157.42	0.127	11:08:33.491
10 - D3	32.501	<b>41.025</b>	29.954	175.8	236.3	1:43.480	157.31	0.197	11:10:16.971
11 - D3	32.497	41.275	31.009	174.4	236.3	1:44.781	155.36	1.498	11:12:01.752
12 - D3	33.666	42.180	IN PIT		233.2	4:49.842	<b>P</b> 56.16	3:06.559	11:16:51.594
13 - D1	OUTLAP	41.775	30.092	175.0	201.1	1:52.507	144.69	9.224	11:18:44.101
14 - D1	32.727	41.502	29.819	174.4	233.7	1:44.048	156.45	0.765	11:20:28.149
15 - D1	32.539	41.257	29.934	174.1	235.2	1:43.730	156.93	0.447	11:22:11.879
16 - D1	32.680	41.910	33.271	175.8	234.7	1:47.861	150.92	4.578	11:23:59.740
17 - D1	32.756	41.228	29.809	175.3	237.3	1:43.793	156.84	0.510	11:25:43.533
18 - D1	33.278	41.532	29.919	175.0	236.8	1:44.729	155.44	1.446	11:27:28.262
19 - D1	32.948	41.243	<b>29.609</b>	175.8	235.8	1:43.800	156.83	0.517	11:29:12.062
20 - D1	32.536	41.156	IN PIT		236.3	8:49.575	<b>P</b> 30.74	7:06.292	11:38:01.637
21 - D2	OUTLAP	43.533	30.612	173.9	191.8	1:54.784	141.82	11.501	11:39:56.421
22 - D2	32.763	41.711	29.989	174.4	233.2	1:44.463	155.83	1.180	11:41:40.884
23 - D2	32.685	41.818	29.887	174.1	232.7	1:44.390	155.94	1.107	11:43:25.274
24 - D2	32.787	41.806	29.965	174.4	233.7	1:44.558	155.69	1.275	11:45:09.832
25 - D2	32.653	41.892	30.519	173.9	234.2	1:45.064	154.94	1.781	11:46:54.896
26 - D2	32.851	41.462	29.813	173.9	233.7	1:44.126	156.34	0.843	11:48:39.022
27 - D2	32.688	41.606	29.905	175.0	235.8	1:44.199	156.23	0.916	11:50:23.221
28 - D2	32.738	41.540	30.174	173.9	234.7	1:44.452	155.85	1.169	11:52:07.673
29 - D2	32.761	41.636	29.928	174.1	234.2	1:44.325	156.04	1.042	11:53:51.998
30 - D2	32.841	41.518	30.486	173.6	233.7	1:44.845	155.26	1.562	11:55:36.843
31 - D2	32.702	41.677	30.401	174.4	233.7	1:44.780	155.36	1.497	11:57:21.623
32 - D2	33.023	41.839	29.934	174.1	233.7	1:44.796	155.34	1.513	11:59:06.419
33 - D2	32.750	42.098	30.109	174.1	234.7	1:44.957	155.10	1.674	12:00:51.376
34 - D2	32.702	41.536	29.747	174.7	234.2	1:43.985	156.55	0.702	12:02:35.361
35 - D2	32.679	41.465	29.889	174.1	234.7	1:44.033	156.48	0.750	12:04:19.394
36 - D2	32.683	41.796	29.936	174.4	234.7	1:44.415	155.90	1.132	12:06:03.809
37 - D2	32.640	41.479	29.916	175.0	235.2	1:44.035	156.47	0.752	12:07:47.844
38 - D2	32.688	41.587	29.863	174.7	236.3	1:44.138	156.32	0.855	12:09:31.982
39 - D2	32.750	43.118	30.898	175.6	236.8	1:46.766	152.47	3.483	12:11:18.748
40 - D2	33.737	41.539	29.881	174.4	<b>238.4</b>	1:45.157	154.80	1.874	12:13:03.905
41 - D2	32.787	41.356	30.283	174.7	237.3	1:44.426	155.89	1.143	12:14:48.331
42 - D2	32.626	41.816	IN PIT		236.3	3:01.438	<b>P</b> 89.72	1:18.155	12:17:49.769
43 - D3	OUTLAP	42.041	32.389	174.7	189.1	1:55.223	141.28	11.940	12:19:44.992
44 - D3	32.509	41.337	29.777	174.4	235.8	1:43.623	157.10	0.340	12:21:28.615
<b>45 - D3</b>	32.495	41.123	29.665	173.9	236.3	<b>1:43.283 (1)</b>	<b>157.61</b>		<b>12:23:11.898</b>
46 - D3	32.656	41.147	29.705	175.0	236.3	1:43.508	157.27	0.225	12:24:55.406
47 - D3	32.510	41.139	29.808	175.3	237.3	1:43.457	157.35	0.174	12:26:38.863
48 - D3	33.722	42.282	IN PIT		236.8	3:06.559	<b>P</b> 87.26	1:23.276	12:29:45.422
49 - D1	OUTLAP	41.407	33.331	174.7	203.7	1:54.022	142.77	10.739	12:31:39.444
50 - D1	32.594	41.892	29.650	175.0	234.2	1:44.136	156.32	0.853	12:33:23.580
51 - D1	<b>32.452</b>	41.286	29.714	174.1	235.2	1:43.452	<b>(3)</b> 157.35	0.169	12:35:07.032

Weather / Track : Sunny / Dry

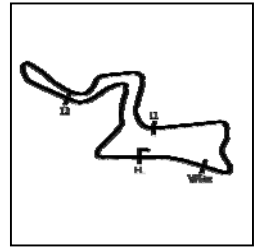
Kyalami Grand Prix Circuit

Circuit Length = 4.522 km

Start: 10:50 Flag 12:35 End: 12:38

# Kyalami 9 Hours

## PRE QUALIFYING - SECTOR ANALYSIS



SECTOR 1 = FL to I1, SECTOR 2 = I1 to I2 SECTOR 3 = I2 to I3, SECTOR 4 = I3 to FL, DIFF = Difference To Personal Best Lap, P = Crossed Finish Line in Pit Lane, D = Time Disallowed

P17 25 Pro		Audi Sport Team WRT			Audi R8 LMS GT3 2019				
IDEAL LAP TIME : 1:43.104		BEST LAP TIME : 1:43.416			DIFFERENCE : 0.312				
D1: Dries VANTHOOR		D2: Kelvin VAN DER LINDE			D3: Frederic VERVISCH				
LAP	SECTOR 1	SECTOR 2	SECTOR 3	SPEED TRAP	LAP TIME	KPH	DIFF	TIME OF DAY	
1 - D3	OUTLAP	43.704	30.835	170.8	197.4	1:54.719	141.90	11.303	10:53:10.587
2 - D3	33.216	41.822	30.357	171.4	227.8	1:45.395	154.45	1.979	10:54:55.982
3 - D3	33.005	42.054	30.263	171.4	230.7	1:45.322	154.56	1.906	10:56:41.304
4 - D3	32.879	41.813	29.809	171.7	231.2	1:44.501	155.78	1.085	10:58:25.805
5 - D3	32.734	41.431	29.917	172.8	<b>231.7</b>	1:44.082	156.40	0.666	11:00:09.887
6 - D3	32.726	41.847	31.371	<b>173.0</b>	<b>231.7</b>	1:45.944	153.65	2.528	11:01:55.831
7 - D3	32.810	41.509	IN PIT		<b>231.7</b>	5:56.414	<b>P</b> 45.67	4:12.998	11:07:52.245
8 - D3	OUTLAP	43.151	29.965	170.3	198.1	1:53.030	144.02	9.614	11:09:45.275
9 - D3	32.855	41.488	30.347	170.8	228.3	1:44.690	155.49	1.274	11:11:29.965
10 - D3	32.732	41.423	30.239	171.7	227.3	1:44.394	155.93	0.978	11:13:14.359
11 - D3	33.140	41.473	29.728	172.2	228.3	1:44.341	156.01	0.925	11:14:58.700
12 - D3	32.874	41.671	29.689	171.1	229.2	1:44.234	156.17	0.818	11:16:42.934
13 - D3	32.702	41.799	33.319	171.9	229.7	1:47.820	150.98	4.404	11:18:30.754
14 - D3	32.704	41.682	29.663	170.8	229.2	1:44.049	156.45	0.633	11:20:14.803
15 - D3	33.055	41.534	IN PIT		229.7	4:22.995	<b>P</b> 61.89	2:39.579	11:24:37.798
16 - D2	OUTLAP	41.629	30.023	171.4	200.0	1:50.740	147.00	7.324	11:26:28.538
17 - D2	32.809	41.467	29.785	172.2	229.2	1:44.061	156.43	0.645	11:28:12.599
18 - D2	32.779	41.418	29.775	172.2	230.2	1:43.972	156.57	0.556	11:29:56.571
19 - D2	32.676	41.248	30.003	171.9	230.2	1:43.927	156.64	0.511	11:31:40.498
20 - D2	32.670	41.290	31.515	172.5	228.8	1:45.475	154.34	2.059	11:33:25.973
21 - D2	32.676	42.919	IN PIT		230.7	3:22.961	<b>P</b> 80.20	1:39.545	11:36:48.934
22 - D2	OUTLAP	41.993	31.043	171.4	195.2	1:53.525	143.39	10.109	11:38:42.459
23 - D2	32.783	41.361	32.371	171.7	228.3	1:46.515	152.83	3.099	11:40:28.974
24 - D2	32.581	<b>41.093</b>	29.746	172.2	229.7	1:43.420	<b>(2)</b> 157.40	0.004	11:42:12.394
25 - D2	32.739	41.164	29.713	171.9	229.2	1:43.616	157.11	0.200	11:43:56.010
26 - D2	32.779	41.977	29.864	171.9	<b>231.7</b>	1:44.620	155.60	1.204	11:45:40.630
27 - D2	32.767	41.282	IN PIT		229.7	10:33.685	<b>P</b> 25.68	8:50.269	11:56:14.315
28 - D2	OUTLAP	41.680	33.018	170.8	199.6	1:53.391	143.56	9.975	11:58:07.706
29 - D2	32.963	41.511	29.891	171.1	227.8	1:44.365	155.98	0.949	11:59:52.071
30 - D2	32.741	41.429	29.914	171.1	229.7	1:44.084	156.40	0.668	12:01:36.155
31 - D2	32.817	41.310	29.695	171.4	228.3	1:43.822	156.79	0.406	12:03:19.977
32 - D2	33.644	41.570	29.776	171.4	228.3	1:44.990	155.05	1.574	12:05:04.967
33 - D2	32.728	41.266	29.745	171.9	229.7	1:43.739	156.92	0.323	12:06:48.706
34 - D2	32.724	43.074	IN PIT		230.2	8:17.153	<b>P</b> 32.74	6:33.737	12:15:05.859
35 - D1	OUTLAP	42.694	30.070	171.4	200.3	1:52.735	144.40	9.319	12:16:58.594
36 - D1	33.487	42.221	29.797	170.3	231.2	1:45.505	154.29	2.089	12:18:44.099
37 - D1	32.801	41.528	29.649	171.4	230.7	1:43.978	156.56	0.562	12:20:28.077
38 - D1	32.884	41.497	30.934	171.1	231.2	1:45.315	154.57	1.899	12:22:13.392
39 - D1	32.740	41.419	29.684	172.2	230.2	1:43.843	156.76	0.427	12:23:57.235
40 - D1	32.711	41.539	32.416	172.5	<b>231.7</b>	1:46.666	152.61	3.250	12:25:43.901
<b>41 - D1</b>	32.556	41.331	29.529	<b>173.0</b>	230.7	<b>1:43.416 (1)</b>	<b>157.41</b>		<b>12:27:27.317</b>
42 - D1	<b>32.498</b>	41.546	<b>29.513</b>	172.8	230.2	1:43.557	<b>(3)</b> 157.20	0.141	12:29:10.874
43 - D1	33.125	41.818	IN PIT		231.2	2:24.173	<b>P</b> 112.91	40.757	12:31:35.047

Weather / Track : Sunny / Dry

Kyalami Grand Prix Circuit

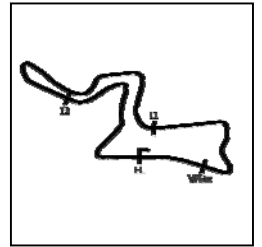
Circuit Length = 4.522 km

Start: 10:50 Flag 12:35 End: 12:38



# Kyalami 9 Hours

## PRE QUALIFYING - SECTOR ANALYSIS



SECTOR 1 = FL to I1, SECTOR 2 = I1 to I2 SECTOR 3 = I2 to I3, SECTOR 4 = I3 to FL, DIFF = Difference To Personal Best Lap, P = Crossed Finish Line in Pit Lane, D = Time Disallowed

P18 6 Silver Black Falcon				Mercedes-AMG GT3					
IDEAL LAP TIME : 1:43.386		BEST LAP TIME : 1:43.428		DIFFERENCE : 0.042					
D1: Hubert HAUPT		D2: Patrick ASSENHEIMER		D3: Sergei AFANASIEV					
LAP	SECTOR 1	SECTOR 2	SECTOR 3	SPEED TRAP	LAP TIME	KPH	DIFF	TIME OF DAY	
1 - D1	33.145	41.961	30.393	169.0	231.2	1:45.499	154.30	2.071	10:53:48.916
2 - D1	33.233	41.646	30.139	173.0	230.7	1:45.018	155.01	1.590	10:55:33.934
3 - D1	32.873	41.705	30.048	173.9	232.7	1:44.626	155.59	1.198	10:57:18.560
4 - D1	32.791	41.704	31.664	<b>174.4</b>	232.7	1:46.159	153.34	2.731	10:59:04.719
5 - D1	33.591	41.712	30.020	<b>174.4</b>	233.2	1:45.323	154.56	1.895	11:00:50.042
6 - D1	32.804	41.639	30.146	174.1	233.2	1:44.589	155.64	1.161	11:02:34.631
7 - D1	32.893	41.545	29.947	174.1	233.7	1:44.385	155.95	0.957	11:04:19.016
8 - D1	32.913	41.607	30.030	173.3	232.7	1:44.550	155.70	1.122	11:06:03.566
9 - D1	32.952	42.501	IN PIT		232.7	2:26.446	<b>P</b> 111.16	43.018	11:08:30.012
10 - D1	OUTLAP	41.880	30.173	172.2	204.9	1:50.108	147.84	6.680	11:10:20.120
11 - D1	33.122	41.878	30.533	171.9	231.7	1:45.533	154.25	2.105	11:12:05.653
12 - D1	34.258	42.358	30.167	173.0	230.7	1:46.783	152.45	3.355	11:13:52.436
13 - D1	32.967	41.659	30.138	172.2	230.7	1:44.764	155.38	1.336	11:15:37.200
14 - D1	32.835	41.845	30.124	171.9	231.2	1:44.804	155.32	1.376	11:17:22.004
15 - D1	32.994	41.925	30.083	172.2	230.2	1:45.002	155.03	1.574	11:19:07.006
16 - D1	33.079	41.632	30.049	172.5	230.7	1:44.760	155.39	1.332	11:20:51.766
17 - D1	32.985	41.933	30.147	172.8	231.2	1:45.065	154.94	1.637	11:22:36.831
18 - D1	33.114	41.760	29.944	172.5	230.7	1:44.818	155.30	1.390	11:24:21.649
19 - D1	33.024	41.799	IN PIT		232.7	3:05.542	<b>P</b> 87.73	1:22.114	11:27:27.191
20 - D2	OUTLAP	41.952	30.107	173.9	201.8	1:51.369	146.17	7.941	11:29:18.560
21 - D2	32.773	42.365	30.118	<b>174.4</b>	233.2	1:45.256	154.66	1.828	11:31:03.816
22 - D2	32.870	41.665	30.148	172.8	231.2	1:44.683	155.50	1.255	11:32:48.499
23 - D2	32.720	41.878	29.810	172.8	233.2	1:44.408	155.91	0.980	11:34:32.907
24 - D2	32.940	41.901	30.231	173.3	231.7	1:45.072	154.93	1.644	11:36:17.979
25 - D2	32.905	41.970	IN PIT		232.2	2:22.227	<b>P</b> 114.45	38.799	11:38:40.206
26 - D2	OUTLAP	41.784	30.247	172.8	204.5	1:50.245	147.66	6.817	11:40:30.451
27 - D2	32.926	41.795	30.098	171.7	231.7	1:44.819	155.30	1.391	11:42:15.270
28 - D2	32.914	42.129	30.172	171.4	230.2	1:45.215	154.72	1.787	11:44:00.485
29 - D2	33.021	41.812	30.429	171.1	231.2	1:45.262	154.65	1.834	11:45:45.747
30 - D2	32.964	41.691	30.226	171.9	231.2	1:44.881	155.21	1.453	11:47:30.628
31 - D2	32.872	41.742	30.087	171.7	231.7	1:44.701	155.48	1.273	11:49:15.329
32 - D2	32.975	42.901	30.069	172.5	230.7	1:45.945	153.65	2.517	11:51:01.274
33 - D2	32.973	41.788	30.023	172.5	232.2	1:44.784	155.35	1.356	11:52:46.058
34 - D2	32.814	41.825	29.996	172.5	231.2	1:44.635	155.58	1.207	11:54:30.693
35 - D2	32.870	42.978	30.201	173.0	231.2	1:46.049	153.50	2.621	11:56:16.742
36 - D2	33.084	41.864	30.227	172.5	230.7	1:45.175	154.78	1.747	11:58:01.917
37 - D2	32.845	41.817	IN PIT		231.7	4:53.805	<b>P</b> 55.40	3:10.377	12:02:55.722
38 - D3	OUTLAP	43.944	32.661	173.3	174.4	2:00.169	135.46	16.741	12:04:55.891
39 - D3	33.216	42.216	31.083	173.0	231.7	1:46.515	152.83	3.087	12:06:42.406
40 - D3	33.001	42.607	31.025	172.5	232.2	1:46.633	152.66	3.205	12:08:29.039
41 - D3	32.933	41.952	30.046	172.8	<b>234.2</b>	1:44.931	155.14	1.503	12:10:13.970
42 - D3	32.725	41.508	30.460	169.8	233.2	1:44.693	155.49	1.265	12:11:58.663
43 - D3	33.044	41.974	29.985	172.5	231.7	1:45.003	155.03	1.575	12:13:43.666
44 - D3	32.754	41.717	30.025	173.0	233.7	1:44.496	155.78	1.068	12:15:28.162
45 - D3	32.705	42.335	IN PIT		<b>234.2</b>	2:19.713	<b>P</b> 116.51	36.285	12:17:47.875
46 - D3	OUTLAP	42.218	IN PIT		205.3	2:28.538	<b>P</b> 109.59	45.110	12:20:16.413
47 - D3	OUTLAP	42.195	IN PIT		206.8	3:29.539	<b>P</b> 77.69	1:46.111	12:23:45.952
48 - D3	OUTLAP	44.678	34.942	173.3	198.5	2:01.012	134.52	17.584	12:25:46.964
49 - D3	<b>32.516</b>	41.819	29.787	173.6	232.7	1:44.122	(3) 156.34	0.694	12:27:31.086
<b>50 - D3</b>	32.558	<b>41.246</b>	<b>29.624</b>	174.1	232.2	<b>1:43.428</b>	(1) <b>157.39</b>		<b>12:29:14.514</b>
51 - D3	33.171	42.334	30.258	174.1	232.2	1:45.763	153.92	2.335	12:31:00.277
52 - D3	32.719	41.415	29.751	172.5	232.2	1:43.885	(2) 156.70	0.457	12:32:44.162

Weather / Track : Sunny / Dry

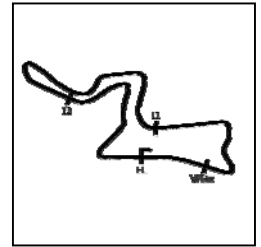
Kyalami Grand Prix Circuit

Circuit Length = 4.522 km

Start: 10:50 Flag 12:35 End: 12:38

# Kyalami 9 Hours

## PRE QUALIFYING - SECTOR ANALYSIS



SECTOR 1 = FL to I1, SECTOR 2 = I1 to I2 SECTOR 3 = I2 to I3, SECTOR 4 = I3 to FL, DIFF = Difference To Personal Best Lap, P = Crossed Finish Line in Pit Lane, D = Time Disallowed

P19 62 Pro R-Motorsport		Aston Martin Vantage AMR GT3							
IDEAL LAP TIME : 1:43.358		BEST LAP TIME : 1:43.450		DIFFERENCE : 0.092					
D1: Ricky COLLARD		D2: Hugo de SADELEER		D3: Marvin KIRCHHOEFER					
LAP	SECTOR 1	SECTOR 2	SECTOR 3	SPEED TRAP	LAP TIME	KPH	DIFF	TIME OF DAY	
1 - D3	OUTLAP	49.458	33.813	169.5	134.6	2:13.089	122.31	29.639	10:52:38.761
2 - D3	34.924	44.174	31.195	172.8	218.6	1:50.293	147.59	6.843	10:54:29.054
3 - D3	34.603	47.247	IN PIT		233.2	6:48.999	P 39.80	5:05.549	11:01:18.053
4 - D3	OUTLAP	46.954	33.967	167.7	123.7	2:05.978	129.22	22.528	11:03:24.031
5 - D3	36.967	44.054	31.147	172.8	230.2	1:52.168	145.13	8.718	11:05:16.199
6 - D3	32.962	41.779	30.005	173.3	233.2	1:44.746	155.41	1.296	11:07:00.945
7 - D3	33.394	44.378	42.001	172.2	234.7	1:59.773	135.91	16.323	11:09:00.718
8 - D3	32.907	41.516	30.025	172.8	233.2	1:44.448	155.85	0.998	11:10:45.166
9 - D3	32.838	41.465	30.060	172.8	233.2	1:44.363	155.98	0.913	11:12:29.529
10 - D3	33.127	43.051	IN PIT		232.7	3:50.821	P 70.52	2:07.371	11:16:20.350
11 - D2	OUTLAP	51.720	36.015	151.6	144.5	2:14.447	121.08	30.997	11:18:34.797
12 - D2	37.215	44.955	34.259	172.2	225.9	1:56.429	139.82	12.979	11:20:31.226
13 - D2	33.175	41.980	29.912	174.1	232.7	1:45.067	154.94	1.617	11:22:16.293
14 - D2	32.860	41.540	29.988	173.6	233.7	1:44.388	155.94	0.938	11:24:00.681
15 - D2	32.916	41.633	32.058	172.8	235.2	1:46.607	152.70	3.157	11:25:47.288
16 - D2	32.863	41.587	IN PIT		234.2	10:00.219	P 27.12	8:16.769	11:35:47.507
17 - D2	OUTLAP	47.280	33.025	159.0	185.8	2:03.964	131.32	20.514	11:37:51.471
18 - D2	36.970	43.347	30.454	172.2	206.8	1:50.771	146.96	7.321	11:39:42.242
19 - D2	33.008	41.604	29.777	174.1	231.7	1:44.389	155.94	0.939	11:41:26.631
20 - D2	32.842	41.570	29.764	173.3	232.7	1:44.176	156.26	0.726	11:43:10.807
21 - D2	32.645	<b>41.240</b>	29.778	171.9	234.2	1:43.663	(3) 157.03	0.213	11:44:54.470
22 - D2	32.757	41.629	IN PIT		234.2	2:46.534	P 97.75	1:03.084	11:47:41.004
23 - D1	OUTLAP	43.011	30.952	174.4	145.9	1:54.915	141.66	11.465	11:49:35.919
24 - D1	33.023	41.978	29.923	173.6	234.7	1:44.924	155.15	1.474	11:51:20.843
25 - D1	35.157	49.278	35.280	174.7	235.2	1:59.715	135.98	16.265	11:53:20.558
26 - D1	32.925	42.205	29.904	173.9	232.7	1:45.034	154.98	1.584	11:55:05.592
27 - D1	32.713	41.756	29.961	173.0	234.2	1:44.430	155.88	0.980	11:56:50.022
28 - D1	33.142	41.728	IN PIT		233.7	4:50.417	P 56.05	3:06.967	12:01:40.439
29 - D1	OUTLAP	46.601	33.056	173.0	196.3	2:02.568	132.81	19.118	12:03:43.007
30 - D1	32.705	41.261	<b>29.571</b>	174.4	232.7	1:43.537	(2) 157.23	0.087	12:05:26.544
31 - D1	32.596	42.309	38.788	<b>175.8</b>	235.2	1:53.693	143.18	10.243	12:07:20.237
<b>32 - D1</b>	<b>32.547</b>	41.284	29.619	173.6	<b>236.3</b>	<b>1:43.450</b>	(1) <b>157.36</b>		<b>12:09:03.687</b>
33 - D1	32.822	41.813	IN PIT		235.8	8:39.274	P 31.34	6:55.824	12:17:42.961
34 - D3	OUTLAP	46.195	39.471	170.6	200.3	2:06.602	128.58	23.152	12:19:49.563
35 - D3	33.071	41.609	29.968	172.5	231.7	1:44.648	155.56	1.198	12:21:34.211
36 - D3	32.953	41.470	29.815	172.8	233.2	1:44.238	156.17	0.788	12:23:18.449
37 - D3	32.751	41.246	29.708	173.3	233.7	1:43.705	156.97	0.255	12:25:02.154
38 - D3	33.313	41.740	29.872	173.6	234.7	1:44.925	155.15	1.475	12:26:47.079
39 - D3	32.748	42.084	29.947	173.6	233.7	1:44.779	155.36	1.329	12:28:31.858
40 - D3	32.786	41.565	29.934	173.0	233.2	1:44.285	156.10	0.835	12:30:16.143
41 - D3	32.775	41.547	30.742	173.0	233.2	1:45.064	154.94	1.614	12:32:01.207
42 - D3	32.810	41.514	29.850	173.6	233.7	1:44.174	156.26	0.724	12:33:45.381
43 - D3	32.916	41.499	30.328	172.2	234.2	1:44.743	155.42	1.293	12:35:30.124

Weather / Track : Sunny / Dry

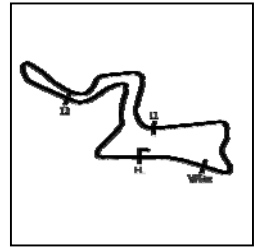
Kyalami Grand Prix Circuit

Circuit Length = 4.522 km

Start: 10:50 Flag 12:35 End: 12:38

# Kyalami 9 Hours

## PRE QUALIFYING - SECTOR ANALYSIS



SECTOR 1 = FL to I1, SECTOR 2 = I1 to I2 SECTOR 3 = I2 to I3, SECTOR 4 = I3 to FL, DIFF = Difference To Personal Best Lap, P = Crossed Finish Line in Pit Lane, D = Time Disallowed

P20 22 Silver		WTM Racing powered by Rinaldi			Ferrari 488 GT3				
IDEAL LAP TIME : 1:43.410		BEST LAP TIME : 1:43.594			DIFFERENCE : 0.184				
D1: Leonard WEISS		D2: Jochen KRUMBACH		D3: David PEREL					
LAP	SECTOR 1	SECTOR 2	SECTOR 3	SPEED TRAP	LAP TIME	KPH	DIFF	TIME OF DAY	
1 - D2	OUTLAP	45.013	32.091	169.8	160.2	1:59.996	135.66	16.402	10:52:31.199
2 - D2	33.489	42.882	30.581	171.1	229.2	1:46.952	152.21	3.358	10:54:18.151
3 - D2	33.315	42.046	30.099	171.7	231.7	1:45.460	154.36	1.866	10:56:03.611
4 - D2	33.968	42.218	31.631	173.0	232.7	1:47.817	150.98	4.223	10:57:51.428
5 - D2	32.981	41.812	30.163	171.4	232.7	1:44.956	155.10	1.362	10:59:36.384
6 - D2	33.044	41.972	31.397	<b>174.4</b>	232.2	1:46.413	152.98	2.819	11:01:22.797
7 - D2	33.283	42.060	IN PIT		232.7	3:24.345	<b>P</b> 79.66	1:40.751	11:04:47.142
8 - D2	OUTLAP	42.062	30.211	172.2	203.7	1:51.348	146.20	7.754	11:06:38.490
9 - D2	33.145	41.894	IN PIT		231.7	3:06.605	<b>P</b> 87.23	1:23.011	11:09:45.095
10 - D2	OUTLAP	42.180	30.129	171.9	204.5	1:52.070	145.25	8.476	11:11:37.165
11 - D2	33.403	41.882	30.159	172.2	231.2	1:45.444	154.38	1.850	11:13:22.609
12 - D2	32.924	41.962	30.149	172.2	229.7	1:45.035	154.98	1.441	11:15:07.644
13 - D2	33.070	41.946	30.000	171.9	230.7	1:45.016	155.01	1.422	11:16:52.660
14 - D2	33.590	41.724	29.908	171.7	230.7	1:45.222	154.71	1.628	11:18:37.882
15 - D2	33.338	43.687	IN PIT		230.7	4:00.216	<b>P</b> 67.76	2:16.622	11:22:38.098
16 - D1	OUTLAP	43.193	30.740	168.4	203.0	1:53.381	143.57	9.787	11:24:31.479
17 - D1	33.517	45.651	30.683	170.3	229.7	1:49.851	148.19	6.257	11:26:21.330
18 - D1	33.303	42.445	30.375	170.8	231.2	1:46.123	153.39	2.529	11:28:07.453
19 - D1	33.033	42.023	30.227	172.5	230.7	1:45.283	154.62	1.689	11:29:52.736
20 - D1	33.166	41.784	29.957	172.2	231.7	1:44.907	155.17	1.313	11:31:37.643
21 - D1	32.939	42.399	30.347	171.4	231.2	1:45.685	154.03	2.091	11:33:23.328
22 - D1	33.488	42.078	30.134	171.9	231.7	1:45.700	154.01	2.106	11:35:09.028
23 - D1	33.056	41.889	29.839	171.7	231.2	1:44.784	155.35	1.190	11:36:53.812
24 - D1	33.024	42.064	30.016	171.7	230.2	1:45.104	154.88	1.510	11:38:38.916
25 - D1	33.120	43.046	IN PIT		230.2	3:18.400	<b>P</b> 82.05	1:34.806	11:41:57.316
26 - D1	OUTLAP	44.126	32.513	170.3	198.5	1:57.658	138.36	14.064	11:43:54.974
27 - D1	33.597	43.029	31.090	169.5	230.2	1:47.716	151.13	4.122	11:45:42.690
28 - D1	33.266	42.097	30.383	169.8	228.8	1:45.746	153.94	2.152	11:47:28.436
29 - D1	33.277	41.828	30.012	170.3	230.2	1:45.117	154.86	1.523	11:49:13.553
30 - D1	33.001	41.713	30.028	171.1	230.2	1:44.742	155.42	1.148	11:50:58.295
31 - D1	33.038	41.784	30.126	171.4	230.2	1:44.948	155.11	1.354	11:52:43.243
32 - D1	33.454	42.071	30.303	171.1	230.2	1:45.828	153.82	2.234	11:54:29.071
33 - D1	33.043	42.134	IN PIT		229.2	4:44.218	<b>P</b> 57.27	3:00.624	11:59:13.289
34 - D2	OUTLAP	42.260	31.412	172.2	201.4	1:53.785	143.06	10.191	12:01:07.074
35 - D2	33.202	42.080	30.227	171.4	230.7	1:45.509	154.29	1.915	12:02:52.583
36 - D2	33.197	41.931	IN PIT		229.7	2:36.728	<b>P</b> 103.86	53.134	12:05:29.311
37 - D2	OUTLAP	44.596	32.627	171.1	197.0	1:58.365	137.53	14.771	12:07:27.676
38 - D2	34.608	47.897	38.398	171.1	228.3	2:00.903	134.64	17.309	12:09:28.579
39 - D2	34.519	46.159	35.532	171.9	231.7	1:56.210	140.08	12.616	12:11:24.789
40 - D2	33.082	42.017	29.899	173.0	231.2	1:44.998	155.04	1.404	12:13:09.787
41 - D2	33.527	41.789	29.876	172.5	<b>233.2</b>	1:45.192	154.75	1.598	12:14:54.979
42 - D2	32.729	41.511	29.889	171.9	232.2	1:44.129	<b>(3)</b> 156.33	0.535	12:16:39.108
43 - D2	32.853	41.685	IN PIT		232.2	3:22.604	<b>P</b> 80.34	1:39.010	12:20:01.712
44 - D3	OUTLAP	41.921	29.733	173.0	186.2	1:52.082	145.24	8.488	12:21:53.794
45 - D3	<b>32.618</b>	41.564	30.135	173.3	232.2	1:44.317	156.05	0.723	12:23:38.111
46 - D3	32.744	41.566	IN PIT		232.7	2:28.902	<b>P</b> 109.32	45.308	12:26:07.013
47 - D3	OUTLAP	42.221	30.064	172.8	203.7	1:51.836	145.56	8.242	12:27:58.849
48 - D3	32.674	41.492	29.612	172.5	230.7	1:43.778	<b>(2)</b> 156.86	0.184	12:29:42.627
49 - D3	32.721	48.897	30.033	172.5	230.2	1:51.651	145.80	8.057	12:31:34.278
<b>50 - D3</b>	32.802	<b>41.209</b>	<b>29.583</b>	172.8	231.7	<b>1:43.594</b>	<b>(1)</b> <b>157.14</b>		<b>12:33:17.872</b>
51 - D3	32.692	45.625	29.810	172.2	231.7	1:48.127	150.55	4.533	12:35:05.999

Weather / Track : Sunny / Dry

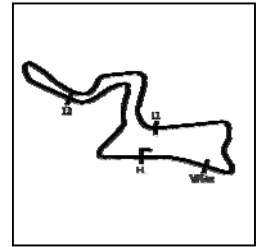
Kyalami Grand Prix Circuit

Circuit Length = 4.522 km

Start: 10:50 Flag 12:35 End: 12:38

# Kyalami 9 Hours

## PRE QUALIFYING - SECTOR ANALYSIS



SECTOR 1 = FL to I1, SECTOR 2 = I1 to I2 SECTOR 3 = I2 to I3, SECTOR 4 = I3 to FL, DIFF = Difference To Personal Best Lap, P = Crossed Finish Line in Pit Lane, D = Time Disallowed

P21 188 ProAm Garage 59				Aston Martin Vantage AMR GT3					
IDEAL LAP TIME : 1:43.589		BEST LAP TIME : 1:43.687		DIFFERENCE : 0.098					
D1: Alex WEST		D2: Chris GOODWIN		D3: Côme LEDOGAR					
LAP	SECTOR 1	SECTOR 2	SECTOR 3	SPEED TRAP	LAP TIME	KPH	DIFF	TIME OF DAY	
1 - D1	OUTLAP	53.804	36.784	168.2	144.9	2:20.295	116.03	36.608	10:52:41.217
2 - D1	38.507	45.909	32.115	172.8	210.9	1:56.531	139.69	12.844	10:54:37.748
3 - D1	34.230	44.263	31.121	172.8	232.2	1:49.614	148.51	5.927	10:56:27.362
4 - D1	36.637	49.678	IN PIT		233.7	2:41.384	P 100.87	57.697	10:59:08.746
5 - D1	OUTLAP	43.506	30.771	172.8	204.9	1:53.862	142.97	10.175	11:01:02.608
6 - D1	34.128	43.165	30.673	172.8	233.7	1:47.966	150.78	4.279	11:02:50.574
7 - D1	34.043	43.156	30.778	171.9	234.7	1:47.977	150.76	4.290	11:04:38.551
8 - D1	34.120	42.699	30.696	171.9	233.2	1:47.515	151.41	3.828	11:06:26.066
9 - D1	34.564	43.993	30.825	173.3	233.2	1:49.382	148.82	5.695	11:08:15.448
10 - D1	33.944	45.196	33.758	171.7	234.2	1:52.898	144.19	9.211	11:10:08.346
11 - D1	33.851	45.605	37.385	170.8	233.2	1:56.841	139.32	13.154	11:12:05.187
12 - D1	34.556	49.128	34.034	172.5	231.7	1:57.718	138.28	14.031	11:14:02.905
13 - D1	33.900	47.293	IN PIT		232.7	6:05.158	P 44.58	4:21.471	11:20:08.063
14 - D1	OUTLAP	44.014	31.029	170.8	195.6	1:59.820	135.86	16.133	11:22:07.883
15 - D1	33.711	44.002	30.760	170.8	232.2	1:48.473	150.07	4.786	11:23:56.356
16 - D1	33.563	42.531	30.644	172.2	233.2	1:46.738	152.51	3.051	11:25:43.094
17 - D1	34.034	42.801	30.769	173.0	233.7	1:47.604	151.28	3.917	11:27:30.698
18 - D1	33.357	42.638	30.654	172.2	234.2	1:46.649	152.64	2.962	11:29:17.347
19 - D1	33.681	44.288	31.965	171.7	233.2	1:49.934	148.08	6.247	11:31:07.281
20 - D1	34.626	43.535	31.035	171.7	233.2	1:49.196	149.08	5.509	11:32:56.477
21 - D1	34.083	45.732	IN PIT		233.7	3:03.319	P 88.80	1:19.632	11:35:59.796
22 - D3	OUTLAP	42.985	30.396	172.8	205.7	1:52.308	144.95	8.621	11:37:52.104
23 - D3	32.999	41.958	30.102	172.2	232.2	1:45.059	154.95	1.372	11:39:37.163
24 - D3	32.921	41.755	30.219	172.8	233.2	1:44.895	(3) 155.19	1.208	11:41:22.058
25 - D3	33.128	42.654	30.968	171.1	232.7	1:46.750	152.49	3.063	11:43:08.808
26 - D3	33.157	42.047	31.162	171.9	233.2	1:46.366	153.04	2.679	11:44:55.174
27 - D3	33.043	42.109	30.381	172.2	235.8	1:45.533	154.25	1.846	11:46:40.707
28 - D3	33.173	43.749	IN PIT		233.7	10:25.720	P 26.01	8:42.033	11:57:06.427
29 - D3	OUTLAP	42.609	30.196	171.7	200.7	1:53.211	143.79	9.524	11:58:59.638
30 - D3	33.189	41.995	32.970	170.6	231.7	1:48.154	150.51	4.467	12:00:47.792
31 - D3	32.937	41.791	IN PIT		232.7	3:07.175	P 86.97	1:23.488	12:03:54.967
32 - D3	OUTLAP	42.653	30.804	173.9	131.3	1:58.264	137.65	14.577	12:05:53.231
33 - D3	32.611	41.392	<b>29.684</b>	173.3	233.7	<b>1:43.687 (1)</b>	<b>157.00</b>		<b>12:07:36.918</b>
34 - D3	<b>32.524</b>	<b>41.381</b>	29.878	173.9	235.2	1:43.783	(2) 156.85	0.096	12:09:20.701
35 - D3	32.605	49.672	30.218	<b>174.1</b>	236.3	1:52.495	144.71	8.808	12:11:13.196
36 - D3	32.675	41.556	IN PIT		<b>236.8</b>	3:09.955	P 85.70	1:26.268	12:14:23.151
37 - D1	OUTLAP	43.605	30.736	171.4	204.5	1:54.144	142.61	10.457	12:16:17.295
38 - D1	33.609	42.483	30.540	170.8	233.2	1:46.632	152.66	2.945	12:18:03.927
39 - D1	33.671	42.466	30.503	172.2	233.7	1:46.640	152.65	2.953	12:19:50.567
40 - D1	33.377	42.469	30.594	170.6	234.7	1:46.440	152.94	2.753	12:21:37.007
41 - D1	34.104	49.039	IN PIT		233.7	2:55.456	P 92.78	1:11.769	12:24:32.463
42 - D2	OUTLAP	43.069	30.845	171.4	192.8	1:54.519	142.15	10.832	12:26:26.982
43 - D2	32.980	42.010	30.390	172.5	233.2	1:45.380	154.48	1.693	12:28:12.362
44 - D2	33.010	42.089	30.399	171.9	232.7	1:45.498	154.30	1.811	12:29:57.860
45 - D2	33.158	42.208	30.653	170.8	232.2	1:46.019	153.54	2.332	12:31:43.879
46 - D2	33.262	41.997	30.314	170.6	232.7	1:45.573	154.19	1.886	12:33:29.452
47 - D2	33.151	41.962	30.688	170.6	234.2	1:45.801	153.86	2.114	12:35:15.253

Weather / Track : Sunny / Dry

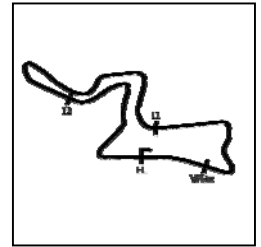
Kyalami Grand Prix Circuit

Circuit Length = 4.522 km

Start: 10:50 Flag 12:35 End: 12:38

# Kyalami 9 Hours

## PRE QUALIFYING - SECTOR ANALYSIS



SECTOR 1 = FL to I1, SECTOR 2 = I1 to I2 SECTOR 3 = I2 to I3, SECTOR 4 = I3 to FL, DIFF = Difference To Personal Best Lap, P = Crossed Finish Line in Pit Lane, D = Time Disallowed

P22 9 Silver Lechner Racing				Porsche 911 GT3 R					
IDEAL LAP TIME : 1:43.503		BEST LAP TIME : 1:43.712		DIFFERENCE : 0.209					
D1: Saul HACK		D2: Lars KERN		D3: Dylan PEREIRA					
LAP	SECTOR 1	SECTOR 2	SECTOR 3	SPEED TRAP	LAP TIME	KPH	DIFF	TIME OF DAY	
1 - D1	OUTLAP	45.923	34.424	173.3	176.4	2:03.355	131.97	19.643	10:52:42.817
2 - D1	35.049	42.844	31.712	172.5	231.7	1:49.605	148.52	5.893	10:54:32.422
3 - D1	33.546	42.336	30.907	171.1	232.2	1:46.789	152.44	3.077	10:56:19.211
4 - D1	33.568	42.198	30.572	174.1	232.2	1:46.338	153.08	2.626	10:58:05.549
5 - D1	32.889	41.732	30.441	<b>174.7</b>	233.2	1:45.062	154.94	1.350	10:59:50.611
6 - D1	33.040	41.846	30.245	173.6	234.2	1:45.131	154.84	1.419	11:01:35.742
7 - D1	33.127	42.616	30.331	173.6	233.7	1:46.074	153.47	2.362	11:03:21.816
8 - D1	33.079	41.949	30.367	173.6	234.2	1:45.395	154.45	1.683	11:05:07.211
9 - D1	34.004	42.652	30.684	173.9	233.2	1:47.340	151.66	3.628	11:06:54.551
10 - D1	33.064	42.001	30.149	173.6	233.7	1:45.214	154.72	1.502	11:08:39.765
11 - D1	33.607	41.928	30.395	172.5	233.7	1:45.930	153.67	2.218	11:10:25.695
12 - D1	32.981	41.623	30.277	173.3	233.2	1:44.881	155.21	1.169	11:12:10.576
13 - D1	33.437	42.645	30.291	174.4	233.2	1:46.373	153.03	2.661	11:13:56.949
14 - D1	33.530	41.940	30.328	173.9	233.2	1:45.798	153.87	2.086	11:15:42.747
15 - D1	33.037	41.848	30.533	173.3	232.7	1:45.418	154.42	1.706	11:17:28.165
16 - D1	33.257	41.954	30.227	173.6	232.2	1:45.438	154.39	1.726	11:19:13.603
17 - D1	33.028	41.739	30.060	173.6	232.2	1:44.827	155.29	1.115	11:20:58.430
18 - D1	32.919	41.923	IN PIT		233.7	5:08.953	<b>P</b> 52.69	3:25.241	11:26:07.383
19 - D1	OUTLAP	49.164	32.166	170.8	199.2	2:03.712	131.58	20.000	11:28:11.095
20 - D1	35.536	42.768	30.486	173.6	230.7	1:48.790	149.63	5.078	11:29:59.885
21 - D1	32.778	41.496	29.893	174.1	231.7	1:44.167	156.27	0.455	11:31:44.052
22 - D1	32.867	41.605	30.907	171.9	232.7	1:45.379	154.48	1.667	11:33:29.431
23 - D1	32.926	41.750	29.998	173.9	232.2	1:44.674	155.52	0.962	11:35:14.105
24 - D1	33.201	41.506	30.000	173.9	233.2	1:44.707	155.47	0.995	11:36:58.812
25 - D1	32.726	41.617	30.435	172.8	232.7	1:44.778	155.36	1.066	11:38:43.590
26 - D1	32.807	41.497	IN PIT		231.7	3:05.887	<b>P</b> 87.57	1:22.175	11:41:49.477
27 - D2	OUTLAP	42.042	30.118	172.5	205.7	1:50.683	147.07	6.971	11:43:40.160
28 - D2	32.917	41.811	29.922	172.8	231.7	1:44.650	155.55	0.938	11:45:24.810
29 - D2	32.679	41.430	29.949	171.9	233.2	1:44.058	156.44	0.346	11:47:08.868
30 - D2	32.816	41.492	29.951	172.8	231.2	1:44.259	156.14	0.547	11:48:53.127
31 - D2	32.740	41.672	29.803	173.3	232.7	1:44.215	156.20	0.503	11:50:37.342
32 - D2	32.825	41.492	29.944	173.3	233.2	1:44.261	156.13	0.549	11:52:21.603
33 - D2	32.799	41.284	29.870	173.0	232.2	1:43.953	156.60	0.241	11:54:05.556
34 - D2	32.728	41.470	29.857	173.0	231.7	1:44.055	156.44	0.343	11:55:49.611
35 - D2	32.696	41.621	29.788	173.6	232.2	1:44.105	156.37	0.393	11:57:33.716
36 - D2	32.839	41.754	31.048	173.6	231.7	1:45.641	154.09	1.929	11:59:19.357
37 - D2	33.057	41.624	29.968	173.0	232.7	1:44.649	155.56	0.937	12:01:04.006
38 - D2	32.963	41.831	29.742	173.0	232.2	1:44.536	155.72	0.824	12:02:48.542
39 - D2	32.796	41.377	29.770	173.0	232.2	1:43.943	156.61	0.231	12:04:32.485
40 - D2	32.809	41.455	30.879	172.8	232.7	1:45.143	154.82	1.431	12:06:17.628
41 - D2	33.183	41.796	IN PIT		233.2	3:08.538	<b>P</b> 86.34	1:24.826	12:09:26.166
42 - D3	OUTLAP	42.720	31.159	172.2	193.8	1:55.645	140.76	11.933	12:11:21.811
43 - D3	33.212	43.433	30.478	172.8	232.7	1:47.123	151.96	3.411	12:13:08.934
44 - D3	33.187	41.400	30.296	172.2	233.2	1:44.883	155.21	1.171	12:14:53.817
45 - D3	32.707	41.848	30.025	172.5	232.7	1:44.580	155.66	0.868	12:16:38.397
46 - D3	32.826	41.716	29.887	173.0	232.7	1:44.429	155.88	0.717	12:18:22.826
47 - D3	32.994	41.430	29.966	173.0	233.7	1:44.390	155.94	0.678	12:20:07.216
48 - D3	32.816	41.252	29.735	172.8	233.7	1:43.803	<b>(3)</b> 156.82	0.091	12:21:51.019
49 - D3	32.796	<b>41.192</b>	30.428	174.1	233.7	1:44.416	155.90	0.704	12:23:35.435
50 - D3	33.282	42.730	31.144	174.1	<b>234.7</b>	1:47.156	151.92	3.444	12:25:22.591
51 - D3	33.512	43.317	30.353	173.6	<b>234.7</b>	1:47.182	151.88	3.470	12:27:09.773
52 - D3	32.790	41.404	29.802	173.0	232.7	1:43.996	156.53	0.284	12:28:53.769
53 - D3	32.733	41.526	29.758	173.0	232.7	1:44.017	156.50	0.305	12:30:37.786
<b>54 - D3</b>	<b>32.602</b>	41.341	29.769	172.5	232.2	<b>1:43.712 (1)</b>	<b>156.96</b>		<b>12:32:21.498</b>
55 - D3	32.730	42.624	30.035	172.5	232.2	1:45.389	154.46	1.677	12:34:06.887
56 - D3	32.725	41.285	<b>29.709</b>	172.2	232.2	1:43.719	<b>(2)</b> 156.95	0.007	12:35:50.606

Weather / Track : Sunny / Dry

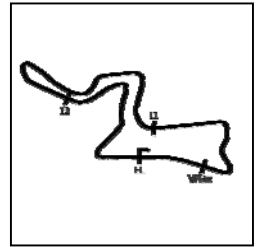
Kyalami Grand Prix Circuit

Circuit Length = 4.522 km

Start: 10:50 Flag 12:35 End: 12:38

# Kyalami 9 Hours

## PRE QUALIFYING - SECTOR ANALYSIS



SECTOR 1 = FL to I1, SECTOR 2 = I1 to I2 SECTOR 3 = I2 to I3, SECTOR 4 = I3 to FL, DIFF = Difference To Personal Best Lap, P = Crossed Finish Line in Pit Lane, D = Time Disallowed

P23 43 ProAm Strakka Racing				Mercedes-AMG GT3					
IDEAL LAP TIME : 1:43.594		BEST LAP TIME : 1:43.839		DIFFERENCE : 0.245					
D1: Christina NIELSEN		D2: Adrian Henry D'SILVA		D3: Dominik BAUMANN					
LAP	SECTOR 1	SECTOR 2	SECTOR 3	SPEED TRAP	LAP TIME	KPH	DIFF	TIME OF DAY	
1 - D1	OUTLAP	45.187	32.433	171.7	201.1	1:58.550	137.31	14.711	10:53:38.040
2 - D1	33.311	42.605	30.321	172.2	230.7	1:46.237	153.23	2.398	10:55:24.277
3 - D1	33.210	42.659	30.708	171.7	231.7	1:46.577	152.74	2.738	10:57:10.854
4 - D1	34.172	45.636	33.920	<b>173.0</b>	233.2	1:53.728	143.14	9.889	10:59:04.582
5 - D1	34.148	47.028	31.865	172.2	<b>234.7</b>	1:53.041	144.01	9.202	11:00:57.623
6 - D1	33.670	43.439	31.510	172.8	231.7	1:48.619	149.87	4.780	11:02:46.242
7 - D1	33.974	44.577	IN PIT		232.2	10:59.594	<b>P</b> 24.68	9:15.755	11:13:45.836
8 - D1	OUTLAP	45.220	31.457	170.8	160.9	2:01.949	133.49	18.110	11:15:47.785
9 - D1	33.345	42.373	32.862	170.0	228.8	1:48.580	149.92	4.741	11:17:36.365
10 - D1	33.665	42.688	30.325	171.4	230.2	1:46.678	152.60	2.839	11:19:23.043
11 - D1	33.367	42.239	30.281	171.7	229.7	1:45.887	153.74	2.048	11:21:08.930
12 - D1	33.205	41.799	30.085	171.1	230.2	1:45.089	154.90	1.250	11:22:54.019
13 - D1	33.272	44.258	34.121	170.8	229.7	1:51.651	145.80	7.812	11:24:45.670
14 - D1	33.266	44.054	IN PIT		230.7	5:44.690	<b>P</b> 47.22	4:00.851	11:30:30.360
15 - D3	OUTLAP	55.641	32.643	171.7	145.5	2:11.452	123.84	27.613	11:32:41.812
16 - D3	33.102	42.133	29.905	<b>173.0</b>	230.2	1:45.140	154.83	1.301	11:34:26.952
17 - D3	32.813	41.431	<b>29.698</b>	171.7	230.2	1:43.942	156.61	0.103	11:36:10.894
18 - D3	32.625	41.377	29.873	171.9	231.7	1:43.875	<b>(3)</b> 156.71	0.036	11:37:54.769
<b>19 - D3</b>	32.740	41.353	29.746	172.5	231.2	<b>1:43.839</b>	<b>(1)</b> 156.77		<b>11:39:38.608</b>
20 - D3	32.632	41.462	29.836	172.5	230.7	1:43.930	156.63	0.091	11:41:22.538
21 - D3	34.712	44.248	IN PIT		231.7	3:49.366	<b>P</b> 70.97	2:05.527	11:45:11.904
22 - D3	OUTLAP	44.100	32.146	171.4	162.4	2:03.491	131.82	19.652	11:47:15.395
23 - D3	32.867	43.385	32.890	172.8	230.2	1:49.142	149.15	5.303	11:49:04.537
24 - D3	32.684	41.421	29.753	172.8	231.2	1:43.858	<b>(2)</b> 156.74	0.019	11:50:48.395
25 - D3	<b>32.584</b>	<b>41.312</b>	IN PIT		231.7	6:27.795	<b>P</b> 41.97	4:43.956	11:57:16.190
26 - D2	OUTLAP	46.903	35.067	169.8	166.6	2:06.687	128.49	22.848	11:59:22.877
27 - D2	34.987	43.483	30.866	170.0	227.3	1:49.336	148.89	5.497	12:01:12.213
28 - D2	35.001	44.813	31.242	168.7	200.0	1:51.056	146.58	7.217	12:03:03.269
29 - D2	34.104	44.673	31.169	170.3	228.8	1:49.946	148.06	6.107	12:04:53.215
30 - D2	33.808	43.934	31.230	167.1	229.7	1:48.972	149.38	5.133	12:06:42.187
31 - D2	36.042	46.485	32.477	170.0	203.0	1:55.004	141.55	11.165	12:08:37.191
32 - D2	33.839	43.107	30.955	169.0	230.7	1:47.901	150.87	4.062	12:10:25.092
33 - D2	33.853	44.563	30.753	170.6	230.7	1:49.169	149.11	5.330	12:12:14.261
34 - D2	33.964	43.160	30.776	167.4	230.7	1:47.900	150.87	4.061	12:14:02.161
35 - D2	33.814	42.648	30.682	169.5	230.7	1:47.144	151.93	3.305	12:15:49.305
36 - D2	33.464	42.698	30.392	170.3	229.7	1:46.554	152.77	2.715	12:17:35.859
37 - D2	33.571	42.859	30.437	170.6	228.8	1:46.867	152.33	3.028	12:19:22.726
38 - D2	33.638	44.941	30.661	171.4	228.8	1:49.240	149.02	5.401	12:21:11.966
39 - D2	33.626	42.713	30.665	171.4	231.2	1:47.004	152.13	3.165	12:22:58.970
40 - D2	33.450	42.472	30.510	171.9	231.7	1:46.432	152.95	2.593	12:24:45.402
41 - D2	35.190	43.750	31.006	170.6	229.7	1:49.946	148.06	6.107	12:26:35.348
42 - D2	38.405	48.897	IN PIT		230.7	3:23.542	<b>P</b> 79.97	1:39.703	12:29:58.890
43 - D2	OUTLAP	44.373	IN PIT		164.6	3:27.063	<b>P</b> 78.61	1:43.224	12:33:25.953

Weather / Track : Sunny / Dry

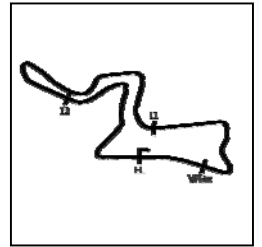
Kyalami Grand Prix Circuit

Circuit Length = 4.522 km

Start: 10:50 Flag 12:35 End: 12:38

# Kyalami 9 Hours

## PRE QUALIFYING - SECTOR ANALYSIS

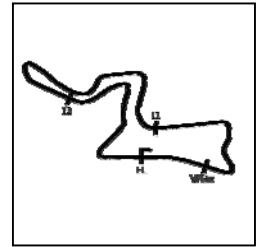


SECTOR 1 = FL to I1, SECTOR 2 = I1 to I2 SECTOR 3 = I2 to I3, SECTOR 4 = I3 to FL, DIFF = Difference To Personal Best Lap, P = Crossed Finish Line in Pit Lane, D = Time Disallowed

P24 36 Am		Walkenhorst Motorsport			BMW M6 GT3				
IDEAL LAP TIME : 1:44.170		BEST LAP TIME : 1:44.335			DIFFERENCE : 0.165				
D1: Henry WALKENHORST		D2: Michael Von ROOYEN			D3: Gennaro BONAFEDE				
LAP	SECTOR 1	SECTOR 2	SECTOR 3	SPEED TRAP	LAP TIME	KPH	DIFF	TIME OF DAY	
1 - D1	OUTLAP	47.103	33.239	171.7	178.2	2:04.900	130.33	20.565	10:52:50.644
2 - D1	34.200	44.205	31.789	171.7	232.7	1:50.194	147.73	5.859	10:54:40.838
3 - D1	33.998	43.233	30.942	173.0	234.2	1:48.173	150.49	3.838	10:56:29.011
4 - D1	33.986	43.813	31.329	172.8	235.8	1:49.128	149.17	4.793	10:58:18.139
5 - D1	33.832	42.955	IN PIT		235.2	3:10.078	P 85.64	1:25.743	11:01:28.217
6 - D1	OUTLAP	45.080	IN PIT		206.5	4:08.541	P 65.49	2:24.206	11:05:36.758
7 - D2	OUTLAP	43.016	30.840	173.0	202.6	1:54.251	142.48	9.916	11:07:31.009
8 - D2	33.403	42.534	30.333	172.8	235.2	1:46.270	153.18	1.935	11:09:17.279
9 - D2	33.711	42.817	IN PIT		235.8	3:13.736	P 84.02	1:29.401	11:12:31.015
10 - D2	OUTLAP	44.425	31.132	174.7	203.7	1:57.902	138.07	13.567	11:14:28.917
11 - D2	33.064	42.045	30.631	173.0	235.8	1:45.740	153.95	1.405	11:16:14.657
12 - D2	33.152	42.118	31.327	173.3	235.2	1:46.597	152.71	2.262	11:18:01.254
13 - D2	33.214	43.899	IN PIT		234.7	5:50.723	P 46.41	4:06.388	11:23:51.977
14 - D2	OUTLAP	45.007	31.744	173.9	138.9	2:04.820	130.42	20.485	11:25:56.797
15 - D2	34.706	44.134	30.784	174.7	235.8	1:49.624	148.50	5.289	11:27:46.421
16 - D2	33.068	41.842	<b>30.077</b>	<b>175.0</b>	235.8	1:44.987	155.05	0.652	11:29:31.408
<b>17 - D2</b>	<b>32.737</b>	41.506	30.092	173.6	236.8	<b>1:44.335 (1)</b>	<b>156.02</b>		<b>11:31:15.743</b>
18 - D2	32.808	41.525	30.204	173.9	235.8	1:44.537	155.72	0.202	11:33:00.280
19 - D2	37.553	45.747	IN PIT		236.3	3:25.522	P 79.20	1:41.187	11:36:25.802
20 - D3	OUTLAP	42.122	30.503	173.9	177.3	1:53.170	143.84	8.835	11:38:18.972
21 - D3	32.713	41.546	30.093	173.6	234.2	1:44.352	(3) 156.00	0.017	11:40:03.324
22 - D3	32.804	41.953	33.494	174.1	235.2	1:48.251	150.38	3.916	11:41:51.575
23 - D3	32.814	41.880	IN PIT		235.2	3:50.687	P 70.56	2:06.352	11:45:42.262
24 - D3	OUTLAP	41.611	30.463	174.7	179.7	1:52.082	145.24	7.747	11:47:34.344
25 - D3	<b>32.676</b>	<b>41.417</b>	30.251	<b>175.0</b>	236.3	1:44.344	(2) 156.01	0.009	11:49:18.688
26 - D3	32.715	41.573	IN PIT		236.3	3:56.955	P 68.70	2:12.620	11:53:15.643
27 - D3	OUTLAP	41.963	30.384	173.6	204.9	1:51.122	146.49	6.787	11:55:06.765
28 - D3	32.810	41.793	30.108	173.0	234.7	1:44.711	155.46	0.376	11:56:51.476
29 - D3	32.873	41.668	30.289	173.6	234.2	1:44.830	155.29	0.495	11:58:36.306
30 - D3	32.754	41.510	IN PIT		234.7	5:47.136	P 46.89	4:02.801	12:04:23.442
31 - D1	OUTLAP	42.696	31.382	170.3	195.2	1:54.209	142.53	9.874	12:06:17.651
32 - D1	34.051	42.859	30.733	171.7	234.2	1:47.643	151.23	3.308	12:08:05.294
33 - D1	33.608	42.587	33.617	171.9	236.8	1:49.812	148.24	5.477	12:09:55.106
34 - D1	34.019	43.000	30.956	173.3	236.3	1:47.975	150.76	3.640	12:11:43.081
35 - D1	33.558	43.069	30.870	173.0	236.8	1:47.497	151.43	3.162	12:13:30.578
36 - D1	33.198	43.044	30.928	172.8	237.3	1:47.170	151.90	2.835	12:15:17.748
37 - D1	33.502	42.568	30.551	172.2	235.8	1:46.621	152.68	2.286	12:17:04.369
38 - D1	33.769	43.346	IN PIT		236.3	3:09.902	P 85.72	1:25.567	12:20:14.271
39 - D1	OUTLAP	45.946	33.067	169.2	203.7	2:00.529	135.06	16.194	12:22:14.800
40 - D1	34.080	43.690	31.252	173.3	234.7	1:49.022	149.32	4.687	12:24:03.822
41 - D1	33.448	42.537	30.449	174.4	236.8	1:46.434	152.95	2.099	12:25:50.256
42 - D1	34.068	42.144	30.265	173.3	<b>237.8</b>	1:46.477	152.88	2.142	12:27:36.733
43 - D1	33.229	42.208	30.398	172.8	235.8	1:45.835	153.81	1.500	12:29:22.568
44 - D1	33.510	43.144	IN PIT		234.2	3:33.736	P 76.16	1:49.401	12:32:56.304
45 - D2	OUTLAP	42.223	30.655	174.4	206.1	1:52.731	144.40	8.396	12:34:49.035
46 - D2	32.844	42.269	30.237	174.1	236.8	1:45.350	154.52	1.015	12:36:34.385

# Kyalami 9 Hours

## PRE QUALIFYING - SECTOR ANALYSIS



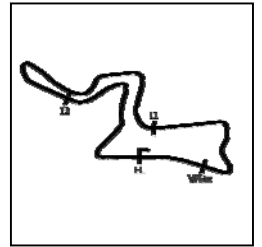
SECTOR 1 = FL to I1, SECTOR 2 = I1 to I2 SECTOR 3 = I2 to I3, SECTOR 4 = I3 to FL, DIFF = Difference To Personal Best Lap, P = Crossed Finish Line in Pit Lane, D = Time Disallowed

P25 40 Am		SPS Automotive Performance			Mercedes-AMG GT3				
IDEAL LAP TIME : 1:44.767		BEST LAP TIME : 1:44.857			DIFFERENCE : 0.090				
D1: Valentin PIERBURG		D2: Tim Torsten MÜLLER			D3: Miguel RAMOS				
LAP	SECTOR 1	SECTOR 2	SECTOR 3	SPEED TRAP	LAP TIME	KPH	DIFF	TIME OF DAY	
1 - D3	OUTLAP	48.377	IN PIT	159.5	4:01.085	P	67.52	2:16.228	10:54:36.342
2 - D3	OUTLAP	45.058	31.725	171.7	1:57.169		138.93	12.312	10:56:33.511
3 - D3	33.377	43.456	30.381	172.2	1:47.214		151.83	2.357	10:58:20.725
4 - D3	33.305	42.481	30.374	171.7	1:46.160		153.34	1.303	11:00:06.885
5 - D3	32.959	42.092	30.295	172.8	1:45.346		154.53	0.489	11:01:52.231
6 - D3	33.697	42.560	30.276	173.3	1:46.533		152.80	1.676	11:03:38.764
7 - D3	32.907	42.046	<b>29.931</b>	173.3	1:44.884	(2)	155.21	0.027	11:05:23.648
8 - D3	<b>32.891</b>	41.985	30.036	173.9	1:44.912	(3)	155.17	0.055	11:07:08.560
<b>9 - D3</b>	<b>32.974</b>	<b>41.945</b>	29.938	<b>174.4</b>	<b>1:44.857</b>	(1)	<b>155.25</b>		<b>11:08:53.417</b>
10 - D3	34.154	42.824	IN PIT	232.7	5:21.208	P	50.68	3:36.351	11:14:14.625
11 - D1	OUTLAP	43.574	31.116	171.1	1:54.410		142.28	9.553	11:16:09.035
12 - D1	33.755	44.383	32.930	169.0	1:51.068		146.56	6.211	11:18:00.103
13 - D1	33.864	44.721	32.118	169.0	1:50.703		147.05	5.846	11:19:50.806
14 - D1	33.941	43.226	30.757	170.6	1:47.924		150.83	3.067	11:21:38.730
15 - D1	33.578	43.620	30.878	170.3	1:48.076		150.62	3.219	11:23:26.806
16 - D1	33.741	42.857	30.653	169.2	1:47.251		151.78	2.394	11:25:14.057
17 - D1	33.554	43.481	31.235	171.7	1:48.270		150.35	3.413	11:27:02.327
18 - D1	33.381	43.634	30.731	171.9	1:47.746		151.08	2.889	11:28:50.073
19 - D1	33.215	42.467	30.309	170.8	1:45.991		153.59	1.134	11:30:36.064
20 - D1	33.354	42.284	30.402	171.4	1:46.040		153.51	1.183	11:32:22.104
21 - D1	33.106	42.204	30.106	172.5	1:45.416		154.42	0.559	11:34:07.520
22 - D1	33.181	42.308	30.305	171.1	1:45.794		153.87	0.937	11:35:53.314
23 - D1	33.347	42.351	30.451	171.7	1:46.149		153.36	1.292	11:37:39.463
24 - D1	33.825	42.781	31.302	171.7	1:47.908		150.86	3.051	11:39:27.371
25 - D1	33.549	43.579	IN PIT	229.7	4:00.151	P	67.78	2:15.294	11:43:27.522
26 - D1	OUTLAP	43.154	31.345	171.4	1:55.544		140.89	10.687	11:45:23.066
27 - D1	33.573	43.947	30.645	171.4	1:48.165		150.50	3.308	11:47:11.231
28 - D1	33.528	42.615	30.360	171.4	1:46.503		152.85	1.646	11:48:57.734
29 - D1	33.542	42.409	30.222	170.8	1:46.173		153.32	1.316	11:50:43.907
30 - D1	33.278	42.266	IN PIT	229.7	3:08.457	P	86.38	1:23.600	11:53:52.364
31 - D1	OUTLAP	42.970	IN PIT	203.0	5:05.844	P	53.22	3:20.987	11:58:58.208
32 - D2	OUTLAP	44.220	31.451	168.4	1:55.072		141.46	10.215	12:00:53.280
33 - D2	34.095	42.983	31.003	170.8	1:48.081		150.62	3.224	12:02:41.361
34 - D2	33.702	42.566	31.000	169.2	1:47.268		151.76	2.411	12:04:28.629
35 - D2	33.836	42.686	30.632	170.0	1:47.154		151.92	2.297	12:06:15.783
36 - D2	33.484	42.713	30.506	170.3	1:46.703		152.56	1.846	12:08:02.486
37 - D2	33.748	42.303	30.485	170.0	1:46.536		152.80	1.679	12:09:49.022
38 - D2	33.461	42.463	30.836	168.2	1:46.760		152.48	1.903	12:11:35.782
39 - D2	33.576	42.465	30.932	167.9	1:46.973		152.18	2.116	12:13:22.755
40 - D2	33.612	42.810	31.454	170.6	1:47.876		150.90	3.019	12:15:10.631
41 - D2	33.759	42.764	30.939	170.8	1:47.462		151.48	2.605	12:16:58.093
42 - D2	33.545	42.943	30.910	170.3	1:47.398		151.57	2.541	12:18:45.491
43 - D2	33.694	42.542	30.599	171.4	1:46.835		152.37	1.978	12:20:32.326
44 - D2	33.510	42.645	30.538	169.5	1:46.693		152.57	1.836	12:22:19.019
45 - D2	33.490	42.264	IN PIT	230.7	3:08.401	P	86.40	1:23.544	12:25:27.420
46 - D2	OUTLAP	42.406	30.802	171.1	1:51.736		145.69	6.879	12:27:19.156
47 - D2	33.250	42.171	30.430	171.4	1:45.851		153.79	0.994	12:29:05.007
48 - D2	33.366	42.320	30.486	171.9	1:46.172		153.32	1.315	12:30:51.179



# Kyalami 9 Hours

## PRE QUALIFYING - SECTOR ANALYSIS



SECTOR 1 = FL to I1, SECTOR 2 = I1 to I2 SECTOR 3 = I2 to I3, SECTOR 4 = I3 to FL, DIFF = Difference To Personal Best Lap, P = Crossed Finish Line in Pit Lane, D = Time Disallowed

P26 17 Nat		Pablo Clark Racing			Ferrari 458 Italia GT3				
IDEAL LAP TIME : 1:45.503		BEST LAP TIME : 1:45.648			DIFFERENCE : 0.145				
D1: Kishoor PITAMBER		D2: Leonard Charles THOMPS			D3: Michael STEPHEN				
LAP	SECTOR 1	SECTOR 2	SECTOR 3	SPEED TRAP	LAP TIME	KPH	DIFF	TIME OF DAY	
1 - D3	OUTLAP	49.713	34.210	<b>174.4</b>	151.4	2:14.380	121.14	28.732	10:53:11.106
2 - D3	35.838	44.451	33.188	162.6	196.7	1:53.477	143.45	7.829	10:55:04.583
3 - D3	36.713	48.725	32.977	171.4	186.5	1:58.415	137.47	12.767	10:57:02.998
4 - D3	33.371	43.340	30.797	172.5	234.2	1:47.508	151.42	1.860	10:58:50.506
5 - D3	36.068	49.594	IN PIT		200.7	4:40.858	<b>P</b> 57.96	2:55.210	11:03:31.364
6 - D1	OUTLAP	55.138	36.113	168.4	144.7	2:25.496	111.88	39.848	11:05:56.860
7 - D1	38.141	48.663	34.111	167.4	230.2	2:00.915	134.63	15.267	11:07:57.775
8 - D1	36.089	48.156	33.841	170.6	229.7	1:58.086	137.85	12.438	11:09:55.861
9 - D1	37.842	53.323	IN PIT		231.7	4:48.699	<b>P</b> 56.38	3:03.051	11:14:44.560
10 - D2	OUTLAP	44.171	30.820	171.1	185.8	1:56.318	139.95	10.670	11:16:40.878
11 - D2	33.317	42.809	30.659	171.9	233.7	1:46.785	152.44	1.137	11:18:27.663
12 - D2	33.951	44.009	30.643	173.0	233.2	1:48.603	149.89	2.955	11:20:16.266
13 - D2	33.230	42.315	30.417	173.0	235.2	1:45.962	<b>(3)</b> 153.63	0.314	11:22:02.228
14 - D2	33.733	42.639	30.971	173.6	233.7	1:47.343	151.65	1.695	11:23:49.571
15 - D2	33.300	42.489	IN PIT		235.2	4:56.947	<b>P</b> 54.82	3:11.299	11:28:46.518
16 - D3	OUTLAP	45.365	31.943	173.0	164.1	2:02.650	132.72	17.002	11:30:49.168
17 - D3	33.408	43.416	30.583	173.3	234.2	1:47.407	151.56	1.759	11:32:36.575
18 - D3	<b>33.114</b>	42.374	<b>30.251</b>	173.3	<b>235.8</b>	1:45.739	<b>(2)</b> 153.95	0.091	11:34:22.314
<b>19 - D3</b>	33.156	42.201	30.291	173.0	233.7	<b>1:45.648</b>	<b>(1)</b> 154.08		<b>11:36:07.962</b>
20 - D3	33.181	<b>42.138</b>	IN PIT		234.2	14:58.380	<b>P</b> 18.12	13:12.732	11:51:06.342
21 - D1	OUTLAP	52.000	35.036	166.1	138.6	2:20.220	116.09	34.572	11:53:26.562
22 - D1	36.378	48.736	34.499	165.8	228.3	1:59.613	136.09	13.965	11:55:26.175
23 - D1	36.284	47.458	34.409	167.4	228.3	1:58.151	137.78	12.503	11:57:24.326
24 - D1	35.755	47.104	35.284	167.4	229.2	1:58.143	137.79	12.495	11:59:22.469
25 - D1	36.714	47.164	33.875	168.2	230.2	1:57.753	138.24	12.105	12:01:20.222
26 - D1	35.758	48.310	34.186	170.6	232.2	1:58.254	137.66	12.606	12:03:18.476
27 - D1	35.672	46.967	34.575	166.6	233.7	1:57.214	138.88	11.566	12:05:15.690
28 - D1	35.187	47.214	34.671	165.8	232.7	1:57.072	139.05	11.424	12:07:12.762
29 - D1	35.847	47.122	35.906	169.8	232.2	1:58.875	136.94	13.227	12:09:11.637
30 - D1	37.160	47.501	36.593	147.5	231.2	2:01.254	134.25	15.606	12:11:12.891
31 - D1	41.398	54.426	IN PIT		195.2	10:06.305	<b>P</b> 26.84	8:20.657	12:21:19.196
32 - D3	OUTLAP	45.495	32.024	169.8	192.8	2:02.280	133.13	16.632	12:23:21.476
33 - D3	33.826	43.008	30.782	171.7	232.2	1:47.616	151.27	1.968	12:25:09.092
34 - D3	33.331	44.002	33.228	171.9	233.2	1:50.561	147.24	4.913	12:26:59.653
35 - D3	33.572	43.001	30.776	171.4	233.2	1:47.349	151.64	1.701	12:28:47.002
36 - D3	33.484	42.526	30.529	171.9	232.2	1:46.539	152.80	0.891	12:30:33.541
37 - D3	33.243	42.465	30.556	171.1	232.7	1:46.264	153.19	0.616	12:32:19.805
38 - D3	33.529	44.608	31.847	170.6	232.2	1:49.984	148.01	4.336	12:34:09.789
39 - D3	33.448	42.740	30.700	170.8	232.7	1:46.888	152.30	1.240	12:35:56.677

Weather / Track : Sunny / Dry

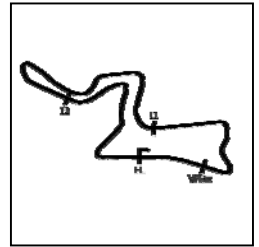
Kyalami Grand Prix Circuit

Circuit Length = 4.522 km

Start: 10:50 Flag 12:35 End: 12:38

# Kyalami 9 Hours

## PRE QUALIFYING - SECTOR ANALYSIS



SECTOR 1 = FL to I1, SECTOR 2 = I1 to I2 SECTOR 3 = I2 to I3, SECTOR 4 = I3 to FL, DIFF = Difference To Personal Best Lap, P = Crossed Finish Line in Pit Lane, D = Time Disallowed

P27 13 Nat		Stradale Motorsport		Lamborghini Huracan GT3 2019						
IDEAL LAP TIME : 1:46.121		BEST LAP TIME : 1:46.224		DIFFERENCE : 0.103						
D1: Charl ARANGIES		D2: Craig JARVIS		D3: Dawie JOUBERT						
LAP	SECTOR 1	SECTOR 2	SECTOR 3	SPEED TRAP	LAP TIME	KPH	DIFF	TIME OF DAY		
1 - D1	OUTLAP	47.891	33.335	167.9	183.3	2:06.789	128.39	20.565	10:52:57.022	
2 - D1	40.813	45.461	IN PIT	216.0	2:33.565	<b>P</b>	106.00	47.341	10:55:30.587	
3 - D3	OUTLAP	45.062	32.304	169.8	199.2	1:58.316	137.59	12.092	10:57:28.903	
4 - D3	34.353	44.411	32.605	170.6	231.2	1:51.369	146.17	5.145	10:59:20.272	
5 - D3	34.506	44.589	32.863	169.5	231.7	1:51.958	145.40	5.734	11:01:12.230	
6 - D3	34.508	44.118	31.791	169.8	232.2	1:50.417	147.43	4.193	11:03:02.647	
7 - D3	34.529	44.524	31.666	170.3	231.7	1:50.719	147.03	4.495	11:04:53.366	
8 - D3	45.391	45.837	IN PIT	231.7	3:11.996	<b>P</b>	84.78	1:25.772	11:08:05.362	
9 - D3	OUTLAP	44.315	31.480	170.3	200.7	1:57.170	138.93	10.946	11:10:02.532	
10 - D3	34.241	44.970	33.113	165.3	231.7	1:52.324	144.93	6.100	11:11:54.856	
11 - D3	48.445	45.374	31.972	163.6	228.3	2:05.791	129.41	19.567	11:14:00.647	
12 - D3	34.766	45.091	31.902	169.8	228.8	1:51.759	145.66	5.535	11:15:52.406	
13 - D3	34.460	44.642	IN PIT	231.2	13:31.185	<b>P</b>	20.06	11:44.961	11:29:23.591	
14 - D2	OUTLAP	48.840	34.206	166.1	171.7	2:08.824	126.36	22.600	11:31:32.415	
15 - D2	36.449	47.008	34.239	167.1	226.8	1:57.696	138.31	11.472	11:33:30.111	
16 - D2	35.310	47.270	33.778	167.1	229.2	1:56.358	139.90	10.134	11:35:26.469	
17 - D2	35.744	45.180	32.490	167.7	227.8	1:53.414	143.53	7.190	11:37:19.883	
18 - D2	34.844	44.961	32.520	167.4	228.8	1:52.325	144.92	6.101	11:39:12.208	
19 - D2	34.508	45.343	33.242	167.4	228.8	1:53.093	143.94	6.869	11:41:05.301	
20 - D2	34.931	44.908	32.479	168.2	228.3	1:52.318	144.93	6.094	11:42:57.619	
21 - D2	34.807	44.982	IN PIT	229.2	3:12.657	<b>P</b>	84.49	1:26.433	11:46:10.276	
22 - D2	OUTLAP	44.859	33.408	168.2	200.3	1:59.531	136.19	13.307	11:48:09.807	
23 - D2	35.385	44.545	32.227	169.2	229.7	1:52.157	145.14	5.933	11:50:01.964	
24 - D2	34.978	45.283	33.081	167.9	218.6	1:53.342	143.62	7.118	11:51:55.306	
25 - D2	34.877	45.116	32.127	169.2	229.7	1:52.120	145.19	5.896	11:53:47.426	
26 - D2	34.368	44.235	34.475	150.2	230.2	1:53.078	143.96	6.854	11:55:40.504	
27 - D2	42.441	49.698	IN PIT	166.4	8:04.053	<b>P</b>	33.63	6:17.829	12:03:44.557	
28 - D1	OUTLAP	44.204	31.445	169.2	200.0	1:56.525	139.70	10.301	12:05:41.082	
29 - D1	34.207	43.713	32.191	170.6	230.7	1:50.111	147.84	3.887	12:07:31.193	
30 - D1	33.402	43.129	30.954	170.8	232.7	1:47.485	151.45	1.261	12:09:18.678	
31 - D1	33.839	51.769	IN PIT	233.2	8:46.316	<b>P</b>	30.93	7:00.092	12:18:04.994	
32 - D1	OUTLAP	43.876	31.135	171.1	202.6	1:54.976	141.58	8.752	12:19:59.970	
33 - D1	33.764	43.040	30.756	170.8	232.2	1:47.560	151.34	1.336	12:21:47.530	
34 - D1	33.624	42.989	30.839	171.7	233.2	1:47.452	151.50	1.228	12:23:34.982	
35 - D1	33.386	42.794	31.093	171.9	233.2	1:47.273	151.75	1.049	12:25:22.255	
36 - D1	33.599	42.895	31.946	171.7	<b>234.2</b>	1:48.440	150.12	2.216	12:27:10.695	
37 - D1	<b>33.293</b>	42.409	<b>30.539</b>	<b>172.5</b>	233.2	1:46.241	(2)	153.22	0.017	12:28:56.936
38 - D1	35.488	44.250	31.690	172.2	233.2	1:51.428	146.09	5.204	12:30:48.364	
39 - D1	33.492	42.742	30.565	171.1	232.7	1:46.799	152.42	0.575	12:32:35.163	
40 - D1	33.584	42.460	30.607	170.8	233.2	1:46.651	(3)	152.63	0.427	12:34:21.814
<b>41 - D1</b>	33.318	<b>42.289</b>	30.617	171.7	233.2	<b>1:46.224</b>	(1)	<b>153.25</b>		<b>12:36:08.038</b>

Weather / Track : Sunny / Dry

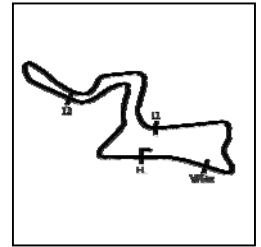
Kyalami Grand Prix Circuit

Circuit Length = 4.522 km

Start: 10:50 Flag 12:35 End: 12:38

# Kyalami 9 Hours

## PRE QUALIFYING - SECTOR ANALYSIS



SECTOR 1 = FL to I1, SECTOR 2 = I1 to I2 SECTOR 3 = I2 to I3, SECTOR 4 = I3 to FL, DIFF = Difference To Personal Best Lap, P = Crossed Finish Line in Pit Lane, D = Time Disallowed

P28 09 Am		Team Perfect Circle			Porsche 997 GT3 R				
IDEAL LAP TIME : 1:49.643		BEST LAP TIME : 1:50.041			DIFFERENCE : 0.398				
D1: Franco SCRIBANTE		D2: Silvio SCRIBANTE		D3: Andre BEZUIDENHOUT					
LAP	SECTOR 1	SECTOR 2	SECTOR 3	SPEED TRAP	LAP TIME	KPH	DIFF	TIME OF DAY	
1 - D1	35.609	44.805	32.222	170.8	231.2	1:52.636	144.52	2.595	10:54:08.411
2 - D1	34.745	44.593	32.134	170.8	233.2	1:51.472	146.03	1.431	10:55:59.883
3 - D1	41.001	51.116	IN PIT		<b>234.2</b>	4:00.915	<b>P</b> 67.57	2:10.874	11:00:00.798
4 - D1	OUTLAP	45.684	32.890	171.4	182.1	2:03.386	131.93	13.345	11:02:04.184
5 - D1	34.938	45.167	32.185	171.1	229.7	1:52.290	144.97	2.249	11:03:56.474
6 - D1	34.446	45.244	32.047	171.4	232.7	1:51.737	145.69	1.696	11:05:48.211
7 - D1	34.613	44.474	31.957	171.1	232.7	1:51.044	146.60	1.003	11:07:39.255
8 - D1	34.475	44.165	31.886	<b>172.2</b>	232.7	1:50.526	147.28	0.485	11:09:29.781
9 - D1	37.908	50.092	IN PIT		233.7	7:55.389	<b>P</b> 34.24	6:05.348	11:17:25.170
10 - D2	OUTLAP	49.484	34.132	169.5	153.1	2:12.170	123.16	22.129	11:19:37.340
11 - D2	34.440	44.155	32.419	167.9	231.2	1:51.014	146.64	0.973	11:21:28.354
12 - D2	<b>34.124</b>	44.059	31.956	169.8	231.2	1:50.139	<b>(3)</b> 147.80	0.098	11:23:18.493
13 - D2	34.737	44.400	31.717	171.7	230.7	1:50.854	146.85	0.813	11:25:09.347
14 - D2	36.445	44.824	32.727	169.2	233.7	1:53.996	142.80	3.955	11:27:03.343
15 - D2	34.943	48.568	IN PIT		212.5	8:29.060	<b>P</b> 31.97	6:39.019	11:35:32.403
16 - D2	OUTLAP	46.603	33.399	169.5	189.4	2:02.850	132.51	12.809	11:37:35.253
17 - D2	34.793	45.574	32.743	171.1	230.2	1:53.110	143.92	3.069	11:39:28.363
18 - D2	34.605	44.408	<b>31.550</b>	171.9	232.2	1:50.563	147.23	0.522	11:41:18.926
19 - D2	34.132	<b>43.969</b>	32.031	170.8	231.2	1:50.132	<b>(2)</b> 147.81	0.091	11:43:09.058
20 - D2	34.508	44.314	31.927	171.4	226.8	1:50.749	146.99	0.708	11:44:59.807
21 - D2	34.467	47.691	IN PIT		<b>234.2</b>	4:41.624	<b>P</b> 57.80	2:51.583	11:49:41.431
22 - D3	OUTLAP	45.989	32.574	170.0	187.8	2:01.264	134.24	11.223	11:51:42.695
23 - D3	34.679	44.984	33.233	166.1	232.2	1:52.896	144.19	2.855	11:53:35.591
24 - D3	34.647	45.809	32.284	171.1	225.9	1:52.740	144.39	2.699	11:55:28.331
25 - D3	34.629	45.104	32.271	170.0	227.3	1:52.004	145.34	1.963	11:57:20.335
26 - D3	34.397	44.605	31.721	171.9	231.2	1:50.723	147.02	0.682	11:59:11.058
27 - D3	34.481	44.371	31.839	170.6	233.2	1:50.691	147.06	0.650	12:01:01.749
28 - D3	34.865	44.882	32.303	170.8	232.7	1:52.050	145.28	2.009	12:02:53.799
29 - D3	34.880	44.463	31.989	170.8	231.7	1:51.332	146.22	1.291	12:04:45.131
30 - D3	34.782	44.707	32.098	171.1	231.2	1:51.587	145.88	1.546	12:06:36.718
31 - D3	37.587	52.540	IN PIT		229.7	8:32.968	<b>P</b> 31.73	6:42.927	12:15:09.686
32 - D1	OUTLAP	46.379	32.298	170.8	164.1	2:07.816	127.36	17.775	12:17:17.502
33 - D1	34.719	44.023	31.982	171.4	232.2	1:50.724	147.02	0.683	12:19:08.226
<b>34 - D1</b>	34.228	44.237	31.576	171.9	223.6	<b>1:50.041 (1)</b>	<b>147.93</b>		<b>12:20:58.267</b>
35 - D1	37.111	49.319	IN PIT		<b>234.2</b>	8:20.011	<b>P</b> 32.55	6:29.970	12:29:18.278
36 - D1	OUTLAP	48.839	34.917	169.0	144.0	2:10.975	124.29	20.934	12:31:29.253
37 - D1	39.040	57.922	36.705	162.6	218.6	2:13.667	121.78	23.626	12:33:42.920

# Kyalami 9 Hours

## PRE QUALIFYING - STATISTICS

<b>Competitors Started</b>	28
<b>Planned Start</b>	2019-11-22 @ 10:50:00.000
<b>Actual Start</b>	2019-11-22 @ 10:50:00.653
<b>Finish Time</b>	2019-11-22 @ 12:35:01.212
<b>Track Length</b>	4.522km
<b>Total Laps</b>	1290
<b>Total Distance Covered</b>	5833.380km

### Session Fastest Lap History

NO	CL	NAME	LAP TIME	TIME OF DAY	LAP	VEHICLE
911	Pro	<b>KUS Team 75 Bernhard</b> <i>D. WERNER</i>	<b>1:44.465</b>	10:53:45.040	1	Porsche 911 GT3 R
44	Pro	<b>Mercedes-AMG Team Strakka Racing</b> <i>G. PAFFETT</i>	<b>1:43.959</b>	10:55:14.950	2	Mercedes-AMG GT3
20	Pro	<b>GPX Racing</b> <i>M. CHRISTENSEN</i>	<b>1:43.196</b>	10:55:27.159	2	Porsche 911 GT3 R
911	Pro	<b>KUS Team 75 Bernhard</b> <i>D. WERNER</i>	<b>1:43.052</b>	11:00:43.698	5	Porsche 911 GT3 R
911	Pro	<b>KUS Team 75 Bernhard</b> <i>D. WERNER</i>	<b>1:43.009</b>	11:04:13.688	7	Porsche 911 GT3 R
30	Pro	<b>Honda Team Motul</b> <i>D. CAMERON</i>	<b>1:42.901</b>	11:23:28.467	17	Honda NSX GT3 2019
35	Pro	<b>KCMG</b> <i>J. OLIVEIRA</i>	<b>1:42.762</b>	11:27:20.216	16	Nissan GT-R NISMO GT3
35	Pro	<b>KCMG</b> <i>J. OLIVEIRA</i>	<b>1:42.715</b>	11:29:02.932	17	Nissan GT-R NISMO GT3
12	Pro	<b>Dinamic Motorsport</b> <i>M. CAMPBELL</i>	<b>1:42.567</b>	11:32:26.354	19	Porsche 911 GT3 R
107	Pro	<b>Bentley Team M-Sport</b> <i>J. PEPPER</i>	<b>1:42.548</b>	11:42:06.944	20	Bentley Continental GT3
10	Pro	<b>Mercedes-AMG Team SPS Automotive</b> <i>Y. BUURMAN</i>	<b>1:42.427</b>	12:02:54.781	35	Mercedes-AMG GT3

### Flag History

TYPE	TIME OF DAY
GREEN	10:50:00.653
FINISH	12:35:01.212

### Flag Statistics

TYPE	COUNT	TOTAL LAPS	TOTAL TIME
Green	1	56	1:48:25.620
Red	0	0	0.000
Safety Car	0	0	0.000
FCY	0	0	0.000

# Kyalami 9 Hours

## PRE QUALIFYING - STATISTICS

CLASS : Pro

18 Starters

### Fastest Lap History

NO	NAME	LAP TIME	TIME OF DAY	LAP	VEHICLE
911	<b>KUS Team 75 Bernhard</b> <i>D. WERNER</i>	<b>1:44.465</b>	10:53:45.040	1	Porsche 911 GT3 R
44	<b>Mercedes-AMG Team Strakka Racing</b> <i>G. PAFFETT</i>	<b>1:43.959</b>	10:55:14.950	2	Mercedes-AMG GT3
20	<b>GPX Racing</b> <i>M. CHRISTENSEN</i>	<b>1:43.196</b>	10:55:27.159	2	Porsche 911 GT3 R
911	<b>KUS Team 75 Bernhard</b> <i>D. WERNER</i>	<b>1:43.052</b>	11:00:43.698	5	Porsche 911 GT3 R
911	<b>KUS Team 75 Bernhard</b> <i>D. WERNER</i>	<b>1:43.009</b>	11:04:13.688	7	Porsche 911 GT3 R
30	<b>Honda Team Motul</b> <i>D. CAMERON</i>	<b>1:42.901</b>	11:23:28.467	17	Honda NSX GT3 2019
35	<b>KCMG</b> <i>J. OLIVEIRA</i>	<b>1:42.762</b>	11:27:20.216	16	Nissan GT-R NISMO GT3
35	<b>KCMG</b> <i>J. OLIVEIRA</i>	<b>1:42.715</b>	11:29:02.932	17	Nissan GT-R NISMO GT3
12	<b>Dinamic Motorsport</b> <i>M. CAMPBELL</i>	<b>1:42.567</b>	11:32:26.354	19	Porsche 911 GT3 R
107	<b>Bentley Team M-Sport</b> <i>J. PEPPER</i>	<b>1:42.548</b>	11:42:06.944	20	Bentley Continental GT3
10	<b>Mercedes-AMG Team SPS Automotive</b> <i>Y. BUURMAN</i>	<b>1:42.427</b>	12:02:54.781	35	Mercedes-AMG GT3

Weather / Track : Sunny / Dry

Results can be found at [www.tsl-timing.com](http://www.tsl-timing.com)

Page 2 of 6

Kyalami Grand Prix Circuit  
Circuit Length = 4.522 km  
Start: 10:50 Flag 12:35 End: 12:38

Printed - 12:45 Friday, 22 November 2019

# Kyalami 9 Hours

## PRE QUALIFYING - STATISTICS

CLASS : Am

3 Starters

### Fastest Lap History

NO	NAME	LAP TIME	TIME OF DAY	LAP	VEHICLE
09	<b>Team Perfect Circle</b> <i>F. SCRIBANTE</i>	<b>1:52.636</b>	10:54:08.437	1	Porsche 997 GT3 R
36	<b>Walkenhorst Motorsport</b> <i>H. WALKENHORST</i>	<b>1:50.194</b>	10:54:40.862	2	BMW M6 GT3
36	<b>Walkenhorst Motorsport</b> <i>H. WALKENHORST</i>	<b>1:48.173</b>	10:56:29.034	3	BMW M6 GT3
40	<b>SPS Automotive Performance</b> <i>M. RAMOS</i>	<b>1:47.214</b>	10:58:20.725	3	Mercedes-AMG GT3
40	<b>SPS Automotive Performance</b> <i>M. RAMOS</i>	<b>1:46.160</b>	11:00:06.909	4	Mercedes-AMG GT3
40	<b>SPS Automotive Performance</b> <i>M. RAMOS</i>	<b>1:45.346</b>	11:01:52.231	5	Mercedes-AMG GT3
40	<b>SPS Automotive Performance</b> <i>M. RAMOS</i>	<b>1:44.884</b>	11:05:23.648	7	Mercedes-AMG GT3
40	<b>SPS Automotive Performance</b> <i>M. RAMOS</i>	<b>1:44.857</b>	11:08:53.435	9	Mercedes-AMG GT3
36	<b>Walkenhorst Motorsport</b> <i>M. ROOYEN</i>	<b>1:44.335</b>	11:31:15.766	17	BMW M6 GT3

Weather / Track : Sunny / Dry

Results can be found at [www.tsl-timing.com](http://www.tsl-timing.com)

Page 3 of 6

Kyalami Grand Prix Circuit  
Circuit Length = 4.522 km  
Start: 10:50 Flag 12:35 End: 12:38

Printed - 12:45 Friday, 22 November 2019

# Kyalami 9 Hours

## PRE QUALIFYING - STATISTICS

CLASS : ProAm

2 Starters

### Fastest Lap History

NO	NAME	LAP TIME	TIME OF DAY	LAP	VEHICLE
188	<b>Garage 59</b> <i>A. WEST</i>	<b>1:56.531</b>	10:54:37.772	2	Aston Martin Vantage AMR GT3
43	<b>Strakka Racing</b> <i>C. NIELSEN</i>	<b>1:46.237</b>	10:55:24.303	2	Mercedes-AMG GT3
43	<b>Strakka Racing</b> <i>C. NIELSEN</i>	<b>1:45.887</b>	11:21:08.956	11	Mercedes-AMG GT3
43	<b>Strakka Racing</b> <i>C. NIELSEN</i>	<b>1:45.089</b>	11:22:54.045	12	Mercedes-AMG GT3
43	<b>Strakka Racing</b> <i>D. BAUMANN</i>	<b>1:43.942</b>	11:36:10.920	17	Mercedes-AMG GT3
43	<b>Strakka Racing</b> <i>D. BAUMANN</i>	<b>1:43.875</b>	11:37:54.795	18	Mercedes-AMG GT3
43	<b>Strakka Racing</b> <i>D. BAUMANN</i>	<b>1:43.839</b>	11:39:38.634	19	Mercedes-AMG GT3
188	<b>Garage 59</b> <i>C. LEDOGAR</i>	<b>1:43.687</b>	12:07:36.943	33	Aston Martin Vantage AMR GT3

Weather / Track : Sunny / Dry

Results can be found at [www.tsl-timing.com](http://www.tsl-timing.com)

Page 4 of 6

Kyalami Grand Prix Circuit  
Circuit Length = 4.522 km  
Start: 10:50 Flag 12:35 End: 12:38

Printed - 12:45 Friday, 22 November 2019

# Kyalami 9 Hours

## PRE QUALIFYING - STATISTICS

CLASS : Silver

3 Starters

### Fastest Lap History

NO	NAME	LAP TIME	TIME OF DAY	LAP	VEHICLE
6	<b>Black Falcon</b> <i>H. HAUPT</i>	<b>1:45.499</b>	10:53:48.943	1	Mercedes-AMG GT3
6	<b>Black Falcon</b> <i>H. HAUPT</i>	<b>1:45.018</b>	10:55:33.961	2	Mercedes-AMG GT3
6	<b>Black Falcon</b> <i>H. HAUPT</i>	<b>1:44.626</b>	10:57:18.586	3	Mercedes-AMG GT3
6	<b>Black Falcon</b> <i>H. HAUPT</i>	<b>1:44.589</b>	11:02:34.658	6	Mercedes-AMG GT3
6	<b>Black Falcon</b> <i>H. HAUPT</i>	<b>1:44.385</b>	11:04:19.043	7	Mercedes-AMG GT3
9	<b>Lechner Racing</b> <i>S. HACK</i>	<b>1:44.167</b>	11:31:44.081	21	Porsche 911 GT3 R
9	<b>Lechner Racing</b> <i>L. KERN</i>	<b>1:44.058</b>	11:47:08.897	29	Porsche 911 GT3 R
9	<b>Lechner Racing</b> <i>L. KERN</i>	<b>1:43.953</b>	11:54:05.584	33	Porsche 911 GT3 R
9	<b>Lechner Racing</b> <i>L. KERN</i>	<b>1:43.943</b>	12:04:32.514	39	Porsche 911 GT3 R
9	<b>Lechner Racing</b> <i>D. PEREIRA</i>	<b>1:43.803</b>	12:21:51.047	48	Porsche 911 GT3 R
6	<b>Black Falcon</b> <i>S. AFANASIEV</i>	<b>1:43.428</b>	12:29:14.541	50	Mercedes-AMG GT3

Weather / Track : Sunny / Dry

Results can be found at [www.tsl-timing.com](http://www.tsl-timing.com)

Page 5 of 6

Kyalami Grand Prix Circuit  
Circuit Length = 4.522 km  
Start: 10:50 Flag 12:35 End: 12:38

Printed - 12:45 Friday, 22 November 2019



# Kyalami 9 Hours

## PRE QUALIFYING - STATISTICS

CLASS : Nat

2 Starters

### Fastest Lap History

NO	NAME	LAP TIME	TIME OF DAY	LAP	VEHICLE
17	<b>Pablo Clark Racing</b> <i>M. STEPHEN</i>	<b>1:53.477</b>	10:55:04.605	2	Ferrari 458 Italia GT3
17	<b>Pablo Clark Racing</b> <i>M. STEPHEN</i>	<b>1:47.508</b>	10:58:50.526	4	Ferrari 458 Italia GT3
17	<b>Pablo Clark Racing</b> <i>L. THOMPSON</i>	<b>1:46.785</b>	11:18:27.683	11	Ferrari 458 Italia GT3
17	<b>Pablo Clark Racing</b> <i>L. THOMPSON</i>	<b>1:45.962</b>	11:22:02.248	13	Ferrari 458 Italia GT3
17	<b>Pablo Clark Racing</b> <i>M. STEPHEN</i>	<b>1:45.739</b>	11:34:22.333	18	Ferrari 458 Italia GT3
17	<b>Pablo Clark Racing</b> <i>M. STEPHEN</i>	<b>1:45.648</b>	11:36:07.981	19	Ferrari 458 Italia GT3

Weather / Track : Sunny / Dry

Results can be found at [www.tsl-timing.com](http://www.tsl-timing.com)

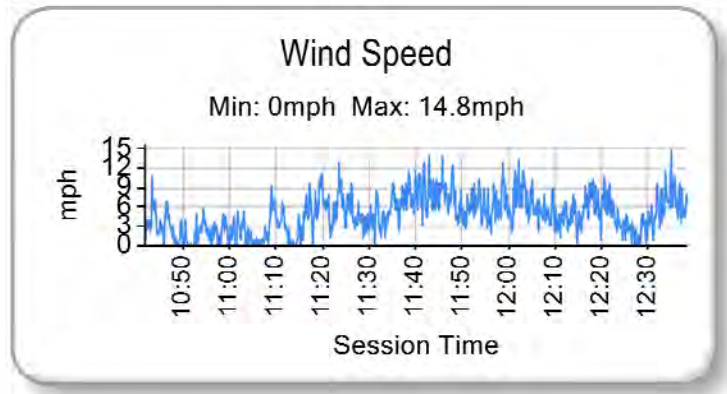
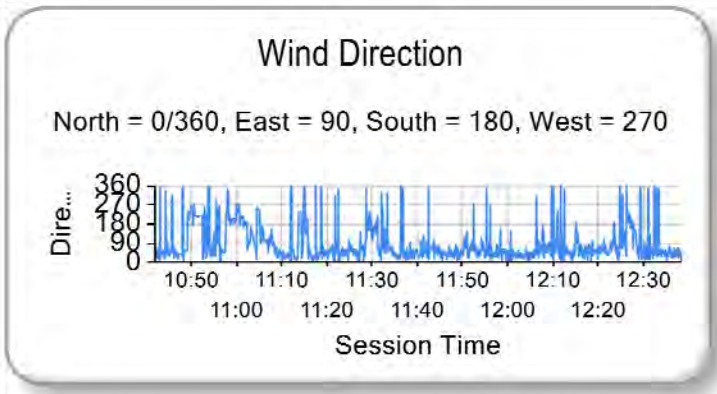
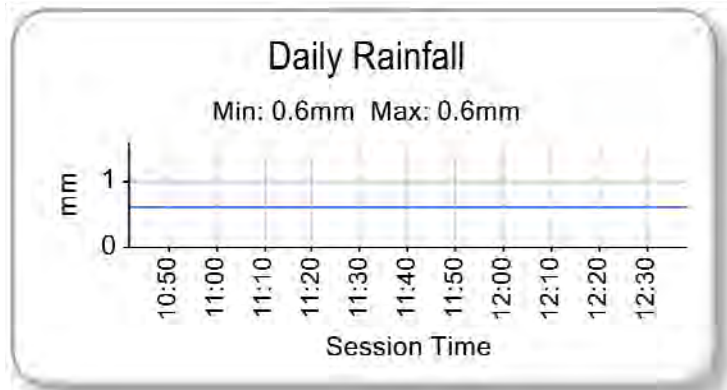
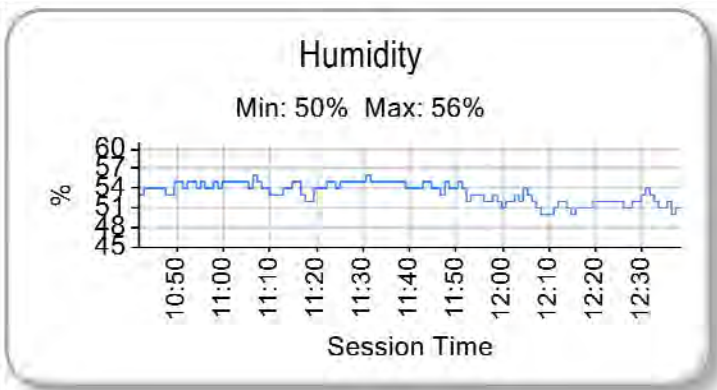
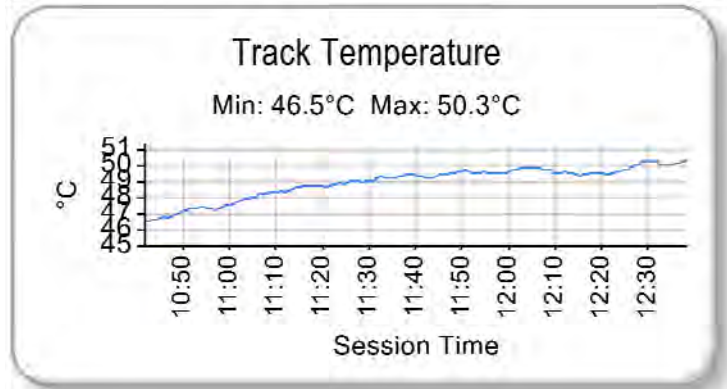
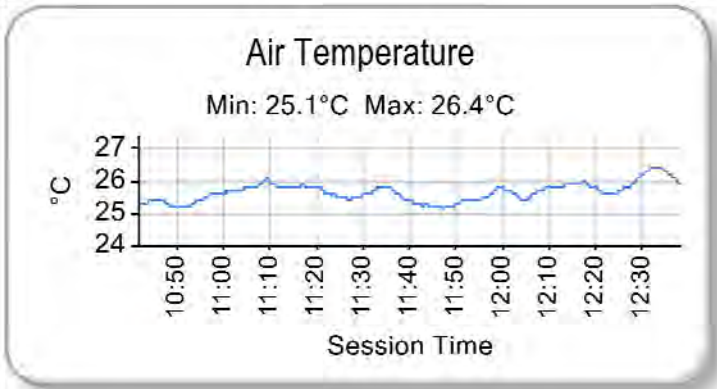
Page 6 of 6

Kyalami Grand Prix Circuit  
Circuit Length = 4.522 km  
Start: 10:50 Flag 12:35 End: 12:38

Printed - 12:45 Friday, 22 November 2019

# Kyalami 9 Hours

## PRE QUALIFYING - WEATHER CONDITIONS



## Kyalami 9 Hours

### QUALIFYING 1 - CLASSIFICATION - FINAL

POS	NO	CL	PIC	TEAM / DRIVERS	CAR	TIME	ON	LAPS	GAP	DIFF	KPH
1	76	Pro	1	R-Motorsport (CHE) Maxime MARTIN (BEL) / Enaam AHMED (GBR) / Jake DENNIS (GBR)	Aston Martin Vantage AMR GT3	1:42.272	5	5			159.17
2	30	Pro	2	Honda Team Motul (ITA) Marco BONANOMI (ITA) / Bertrand BAGUETTE (BEL) / Dane CAMERON (USA)	Honda NSX GT3 2019	1:42.382	3	3	0.110	0.110	159.00
3	35	Pro	3	KCMG (HKG) Joao Paulo de OLIVEIRA (BRA) / Katsumasa CHIYO (JPN) / Joshua BURDON (AUS)	Nissan GT-R NISMO GT3	1:42.463	6	8	0.191	0.081	158.87
4	12	Pro	4	Dinamic Motorsport (ITA) Laurens VANTHOOR (BEL) / Earl BAMBER (NZL) / Matt CAMPBELL (AUS)	Porsche 911 GT3 R	1:42.795	5	5	0.523	0.332	158.36
5	31	Pro	5	Frikadelli Racing Team (DEU) Mathieu JAMINET (FRA) / Dennis OLSEN (NOR) / Nick TANDY (GBR)	Porsche 911 GT3 R	1:42.799	5	6	0.527	0.004	158.35
6	18	Pro	6	KCMG (HKG) Alexandre IMPERATORI (CHE) / Edoardo LIBERATI (ITA) / Oliver JARVIS (GBR)	Nissan GT-R NISMO GT3	1:42.815	4	7	0.543	0.016	158.33
7	999	Pro	7	Mercedes-AMG Team GruppeM Racing (HKG) Maxi BUHK (DEU) / Maro ENGEL (DEU) / Raffaele MARCIELLO (ITA)	Mercedes-AMG GT3	1:42.820	8	8	0.548	0.005	158.32
8	10	Pro	8	Mercedes-AMG Team SPS Automotive Performance (DEU) Yelmer BUURMAN (NDL) / Luca STOLZ (DEU) / Maximilian GOETZ (DEU)	Mercedes-AMG GT3	1:43.033	5	6	0.761	0.213	157.99
9	20	Pro	9	GPX Racing (UAE) Michael CHRISTENSEN (DNK) / Kevin ESTRE (FRA) / Richard LIETZ (AUT)	Porsche 911 GT3 R	1:43.150	1	4	0.878	0.117	157.82
10	107	Pro	10	Bentley Team M-Sport (GBR) Jules GOUNON (FRA) / Maxime SOULET (BEL) / Jordan PEPPER (ZAF)	Bentley Continental GT3	1:43.152	8	8	0.880	0.002	157.81
11	108	Pro	11	Bentley Team M-Sport (GBR) Rodrigo BAPTISTA (BRA) / Andy SOUCEK (ESP) / Steven KANE (GBR)	Bentley Continental GT3	1:43.168	5	7	0.896	0.016	157.79
12	34	Pro	12	Walkenhorst Motorsport (DEU) Christian KROGNES (NOR) / Mikkel JENSEN (DNK) / Nicky CATSBURG (NDL)	BMW M6 GT3	1:43.223	4	6	0.951	0.055	157.70
13	25	Pro	13	Audi Sport Team WRT (BEL) Dries VANTHOOR (BEL) / Kelvin VAN DER LINDE (ZAF) / Frederic VERVISCH (BEL)	Audi R8 LMS GT3 2019	1:43.373	5	8	1.101	0.150	157.48
14	42	Pro	14	BMW Team Schnitzer (DEU) Martin TOMCZYK (DEU) / Sheldon VAN DER LINDE (ZAF) / Augusto FARFUS (BRA)	BMW M6 GT3	1:43.400	7	7	1.128	0.027	157.43
15	6	Silver	1	Black Falcon (DEU) Hubert HAUPT (DEU) / Patrick ASSENHEIMER (DEU) / Sergei AFANASIEV (RUS)	Mercedes-AMG GT3	1:43.643	5	5	1.371	0.243	157.06
16	911	Pro	15	KUS Team 75 Bernhard (DEU) Romain DUMAS (FRA) / Dirk WERNER (DEU) / Sven MUELLER (DEU)	Porsche 911 GT3 R	1:43.649	2	6	1.377	0.006	157.06
17	29	Pro	16	Audi Sport Team Land (DEU) Markus WINKELHOCK (DEU) / Christopher MIES (DEU) / Christopher HAASE (DEU)	Audi R8 LMS GT3 2019	1:43.649	7	7	1.377	0.000	157.06
18	44	Pro	17	Mercedes-AMG Team Strakka Racing (GBR) Gary PAFFETT (GBR) / Lewis WILLIAMSON (GBR) / Tristan VAUTIER (FRA)	Mercedes-AMG GT3	1:43.938	6	6	1.666	0.289	156.62
19	22	Silver	2	WTM Racing powered by Rinaldi (DEU) Leonard WEISS (DEU) / Jochen KRUMBACH (DEU) / David PEREL (ZAF)	Ferrari 488 GT3	1:44.282	4	7	2.010	0.344	156.10
20	9	Silver	3	Lechner Racing (AUT) Saul HACK (ZAF) / Lars KERN (DEU) / Dylan PEREIRA (LUX)	Porsche 911 GT3 R	1:44.373	3	6	2.101	0.091	155.97
21	43	ProAm	1	Strakka Racing (GBR) Christina NIELSEN (DNK) / Adrian Henry D'SILVA (MYS) / Dominik BAUMANN (AUT)	Mercedes-AMG GT3	1:44.631	8	8	2.359	0.258	155.58
22	188	ProAm	2	Garage 59 (GBR) Alex WEST (SWE) / Chris GOODWIN (GBR) / Côme LEDOGAR (FRA)	Aston Martin Vantage AMR GT3	1:44.774	4	6	2.502	0.143	155.37
23	40	Am	1	SPS Automotive Performance (DEU) Valentin PIERBURG (DEU) / Tim Torsten MUELLER (DEU) / Miguel RAMOS (PRT)	Mercedes-AMG GT3	1:45.159	6	8	2.887	0.385	154.80
24	36	Am	2	Walkenhorst Motorsport (DEU) Henry WALKENHORST (DEU) / Michael Van ROOYEN (ZAF) / Gennaro BONAFEDE	BMW M6 GT3	1:45.527	3	4	3.255	0.368	154.26
25	13	Nat	1	Stradale Motorsport (ZAF) Charl ARANGIES (ZAF) / Craig JARVIS (ZAF) / Dawie JOUBERT (ZAF)	Lamborghini Huracan GT3 2019	1:46.131	3	8	3.859	0.604	153.38
26	62 *	Pro	18	R-Motorsport (CHE) Ricky COLLARD (GBR) / Hugo de SADELEER (CHE) / Marvin KIRCHHOEFER (DEU)	Aston Martin Vantage AMR GT3	1:46.409	5	7	4.137	0.278	152.98
27	09	Am	3	Team Perfect Circle (ZAF) Franco SCRIBANTE (ZAF) / Silvio SCRIBANTE (ZAF) / Andre BEZUIDENHOUT (ZAF)	Porsche 997 GT3 R	1:48.638	5	7	6.366	2.229	149.84
28	17	Nat	2	Pablo Clark Racing (ZAF) Kishoor PITAMBER (ZAF) / Leonard Charles THOMPSON (ZAF) / Michael STEPHEN	Ferrari 458 Italia GT3	1:54.034	4	4	11.762	5.396	142.75

QUALIFYING LAPTIME (130.0% of 1:42.272) = 2:12.953

No. 62 - 1 Lap time disallowed; exceeding track limits.

Weather / Track : Sunny / Dry

Kyalami Grand Prix Circuit  
Circuit Length = 4.522 km  
Start: 14:45 Flag 15:00 End: 15:02

Stewards :	Stewards :	Stewards :	Timekeeper :
------------	------------	------------	--------------

Results can be found at [www.tsl-timing.com](http://www.tsl-timing.com)

Printed - 18:14 Friday, 22 November 2019

## Kyalami 9 Hours

### QUALIFYING 1 - CLASSIFICATION BY CLASS - FINAL

#### CLASS : ICGT - Pro

POS	NO	TEAM / DRIVERS	CAR	TIME	ON	LAPS	GAP	DIFF	KPH
1	76	R-Motorsport (CHE) Maxime MARTIN (BEL) / Enaam AHMED (GBR) / Jake DENNIS (GBR)	Aston Martin Vantage AMR GT3	1:42.272	5	5			159.17
2	30	Honda Team Motul (ITA) Marco BONANOMI (ITA) / Bertrand BAGUETTE (BEL) / Dane CAMERON (USA)	Honda NSX GT3 2019	1:42.382	3	3	0.110	0.110	159.00
3	35	KCMG (HKG) Joao Paulo de OLIVEIRA (BRA) / Katsumasa CHIYO (JPN) / Joshua BURDON (AUS)	Nissan GT-R NISMO GT3	1:42.463	6	8	0.191	0.081	158.87
4	12	Dinamic Motorsport (ITA) Laurens VANTHOOR (BEL) / Earl BAMBER (NZL) / Matt CAMPBELL (AUS)	Porsche 911 GT3 R	1:42.795	5	5	0.523	0.332	158.36
5	31	Frikadelli Racing Team (DEU) Mathieu JAMINET (FRA) / Dennis OLSEN (NOR) / Nick TANDY (GBR)	Porsche 911 GT3 R	1:42.799	5	6	0.527	0.004	158.35
6	18	KCMG (HKG) Alexandre IMPERATORI (CHE) / Edoardo LIBERATI (ITA) / Oliver JARVIS (GBR)	Nissan GT-R NISMO GT3	1:42.815	4	7	0.543	0.016	158.33
7	999	Mercedes-AMG Team GruppeM Racing (HKG) Maxi BUHK (DEU) / Maro ENGEL (DEU) / Raffaele MARCIELLO (ITA)	Mercedes-AMG GT3	1:42.820	8	8	0.548	0.005	158.32
8	10	Mercedes-AMG Team SPS Automotive Performance (DEU) Yelmer BUURMAN (NDL) / Luca STOLZ (DEU) / Maximilian GOETZ (DEU)	Mercedes-AMG GT3	1:43.033	5	6	0.761	0.213	157.99
9	20	GPX Racing (UAE) Michael CHRISTENSEN (DNK) / Kevin ESTRE (FRA) / Richard LIETZ (AUT)	Porsche 911 GT3 R	1:43.150	1	4	0.878	0.117	157.82
10	107	Bentley Team M-Sport (GBR) Jules GOUNON (FRA) / Maxime SOULET (BEL) / Jordan PEPPER (ZAF)	Bentley Continental GT3	1:43.152	8	8	0.880	0.002	157.81
11	108	Bentley Team M-Sport (GBR) Rodrigo BAPTISTA (BRA) / Andy SOUCEK (ESP) / Steven KANE (GBR)	Bentley Continental GT3	1:43.168	5	7	0.896	0.016	157.79
12	34	Walkenhorst Motorsport (DEU) Christian KROGNES (NOR) / Mikkel JENSEN (DNK) / Nicky CATSBURG (NDL)	BMW M6 GT3	1:43.223	4	6	0.951	0.055	157.70
13	25	Audi Sport Team WRT (BEL) Dries VANTHOOR (BEL) / Kelvin VAN DER LINDE (ZAF) / Frederic VERVISCH (BEL)	Audi R8 LMS GT3 2019	1:43.373	5	8	1.101	0.150	157.48
14	42	BMW Team Schnitzer (DEU) Martin TOMCZYK (DEU) / Sheldon VAN DER LINDE (ZAF) / Augusto FARFUS (BRA)	BMW M6 GT3	1:43.400	7	7	1.128	0.027	157.43
15	911	KUS Team 75 Bernhard (DEU) Romain DUMAS (FRA) / Dirk WERNER (DEU) / Sven MUELLER (DEU)	Porsche 911 GT3 R	1:43.649	2	6	1.377	0.249	157.06
16	29	Audi Sport Team Land (DEU) Markus WINKELHOECK (DEU) / Christopher MIES (DEU) / Christopher HAASE (DEU)	Audi R8 LMS GT3 2019	1:43.649	7	7	1.377	0.000	157.06
17	44	Mercedes-AMG Team Strakka Racing (GBR) Gary PAFFETT (GBR) / Lewis WILLIAMSON (GBR) / Tristan VAUTIER (FRA)	Mercedes-AMG GT3	1:43.938	6	6	1.666	0.289	156.62
18	62	R-Motorsport (CHE) Ricky COLLARD (GBR) / Hugo de SADELEER (CHE) / Marvin KIRCHHOEFER (DEU)	Aston Martin Vantage AMR GT3	1:46.409	5	7	4.137	2.471	152.98

#### CLASS : ICGT - Am

POS	NO	TEAM / DRIVERS	CAR	TIME	ON	LAPS	GAP	DIFF	KPH
1	40	SPS Automotive Performance (DEU) Valentin PIERBURG (DEU) / Tim Torsten MUELLER (DEU) / Miguel RAMOS (PRT)	Mercedes-AMG GT3	1:45.159	6	8			154.80
2	36	Walkenhorst Motorsport (DEU) Henry WALKENHORST (DEU) / Michael Van ROOYEN (ZAF) / Gennaro BONAFEDE (ZAF)	BMW M6 GT3	1:45.527	3	4	0.368	0.368	154.26
3	09	Team Perfect Circle (ZAF) Franco SCRIBANTE (ZAF) / Silvio SCRIBANTE (ZAF) / Andre BEZUIDENHOUT (ZAF)	Porsche 997 GT3 R	1:48.638	5	7	3.479	3.111	149.84

#### CLASS : ICGT - ProAm

POS	NO	TEAM / DRIVERS	CAR	TIME	ON	LAPS	GAP	DIFF	KPH
1	43	Strakka Racing (GBR) Christina NIELSEN (DNK) / Adrian Henry D'SILVA (MYS) / Dominik BAUMANN (AUT)	Mercedes-AMG GT3	1:44.631	8	8			155.58
2	188	Garage 59 (GBR) Alex WEST (SWE) / Chris GOODWIN (GBR) / Côme LEDOGAR (FRA)	Aston Martin Vantage AMR GT3	1:44.774	4	6	0.143	0.143	155.37

Weather / Track : Sunny / Dry

Kyalami Grand Prix Circuit  
Circuit Length = 4.522 km  
Start: 14:45 Flag 15:00 End: 15:02

Stewards :	Stewards :	Stewards :	Timekeeper :
------------	------------	------------	--------------

## Kyalami 9 Hours

### QUALIFYING 1 - CLASSIFICATION BY CLASS - FINAL

#### CLASS : ICGT - Silver

POS	NO	TEAM / DRIVERS	CAR	TIME	ON	LAPS	GAP	DIFF	KPH
1	6	Black Falcon (DEU) Hubert HAUPT (DEU) / Patrick ASSENHEIMER (DEU) / Sergei AFANASIEV (RUS)	Mercedes-AMG GT3	<b>1:43.643</b>	5	5			157.06
2	22	WTM Racing powered by Rinaldi (DEU) Leonard WEISS (DEU) / Jochen KRUMBACH (DEU) / David PEREL (ZAF)	Ferrari 488 GT3	<b>1:44.282</b>	4	7	<b>0.639</b>	0.639	156.10
3	9	Lechner Racing (AUT) Saul HACK (ZAF) / Lars KERN (DEU) / Dylan PEREIRA (LUX)	Porsche 911 GT3 R	<b>1:44.373</b>	3	6	<b>0.730</b>	0.091	155.97

#### CLASS : ICGT - Nat

POS	NO	TEAM / DRIVERS	CAR	TIME	ON	LAPS	GAP	DIFF	KPH
1	13	Stradale Motorsport (ZAF) Charl ARANGIES (ZAF) / Craig JARVIS (ZAF) / Dawie JOUBERT (ZAF)	Lamborghini Huracan GT3 2019	<b>1:46.131</b>	3	8			153.38
2	17	Pablo Clark Racing (ZAF) Kishoor PITAMBER (ZAF) / Leonard Charles THOMPSON (ZAF) / Michael STEPHEN (ZAF)	Ferrari 458 Italia GT3	<b>1:54.034</b>	4	4	<b>7.903</b>	7.903	142.75

No. 62 - 1 Lap time disallowed; exceeding track limits.

Weather / Track : Sunny / Dry

Kyalami Grand Prix Circuit  
Circuit Length = 4.522 km  
Start: 14:45 Flag 15:00 End: 15:02

Stewards :	Stewards :	Stewards :	Timekeeper :
------------	------------	------------	--------------

# Kyalami 9 Hours

## QUALIFYING 1 - BEST SECTORS

SECTOR 1			SECTOR 2			SECTOR 3			IDEAL / BEST COMPARISON						
POS	NO	NAME	TIME	NO	NAME	TIME	NO	NAME	TIME	POS	NO	NAME	IDEAL	BEST	DIFF
													<b>PERFECT LAP</b>	<b>1:42.159</b>	
1	30	Honda Team Motul	32.114	30	Honda Team Motul	40.790	76	R-Motorsport	29.255	1	76	R-Motorsport	1:42.272	1:42.272	0.000
2	107	Bentley Team M-Sp	32.153	35	KCMG	40.793	18	KCMG	29.406	2	30	Honda Team Motul	1:42.382	1:42.382	0.000
3	35	KCMG	32.165	76	R-Motorsport	40.800	12	Dinamic Motorsport	29.425	3	35	KCMG	1:42.450	1:42.463	0.013
4	76	R-Motorsport	32.217	18	KCMG	40.875	31	Frikadelli Racing Te	29.429	4	18	KCMG	1:42.579	1:42.815	0.236
5	108	Bentley Team M-Sp	32.250	12	Dinamic Motorsport	40.882	108	Bentley Team M-Sp	29.430	5	12	Dinamic Motorsport	1:42.746	1:42.795	0.049
6	18	KCMG	32.298	999	Mercedes-AMG Tea	40.892	999	Mercedes-AMG Tea	29.437	6	999	Mercedes-AMG Team	1:42.750	1:42.820	0.070
7	62	R-Motorsport	32.301	20	GPX Racing	40.913	30	Honda Team Motul	29.478	7	31	Frikadelli Racing Tear	1:42.790	1:42.799	0.009
8	10	Mercedes-AMG Tea	32.370	31	Frikadelli Racing Te	40.948	35	KCMG	29.492	8	20	GPX Racing	1:43.004	1:43.150	0.146
9	34	Walkenhorst Motors	32.398	10	Mercedes-AMG Tea	41.040	25	Audi Sport Team WI	29.501	9	62	R-Motorsport	1:43.010	1:46.409	3.399
10	31	Frikadelli Racing Te	32.413	62	R-Motorsport	41.063	29	Audi Sport Team La	29.545	10	10	Mercedes-AMG Team	1:43.027	1:43.033	0.006
11	999	Mercedes-AMG Tea	32.421	25	Audi Sport Team WI	41.127	20	GPX Racing	29.570	11	108	Bentley Team M-Spor	1:43.062	1:43.168	0.106
12	12	Dinamic Motorsport	32.439	34	Walkenhorst Motors	41.128	42	BMW Team Schnitz	29.571	12	25	Audi Sport Team WR1	1:43.082	1:43.373	0.291
13	25	Audi Sport Team WI	32.454	911	KUS Team 75 Bernl	41.228	911	KUS Team 75 Bernl	29.613	13	107	Bentley Team M-Spor	1:43.095	1:43.152	0.057
14	42	BMW Team Schnitz	32.484	29	Audi Sport Team La	41.246	10	Mercedes-AMG Tea	29.617	14	34	Walkenhorst Motorspc	1:43.155	1:43.223	0.068
15	20	GPX Racing	32.521	6	Black Falcon	41.258	34	Walkenhorst Motors	29.629	15	42	BMW Team Schnitzer	1:43.400	1:43.400	0.000
16	911	KUS Team 75 Bernl	32.590	107	Bentley Team M-Sp	41.298	107	Bentley Team M-Sp	29.644	16	29	Audi Sport Team Lanc	1:43.412	1:43.649	0.237
17	29	Audi Sport Team La	32.621	42	BMW Team Schnitz	41.345	62	R-Motorsport	29.646	17	911	KUS Team 75 Bernha	1:43.431	1:43.649	0.218
18	6	Black Falcon	32.657	108	Bentley Team M-Sp	41.382	6	Black Falcon	29.685	18	6	Black Falcon	1:43.600	1:43.643	0.043
19	44	Mercedes-AMG Tea	32.722	44	Mercedes-AMG Tea	41.438	44	Mercedes-AMG Tea	29.686	19	44	Mercedes-AMG Team	1:43.846	1:43.938	0.092
20	9	Lechner Racing	32.806	9	Lechner Racing	41.568	22	WTM Racing poweri	29.769	20	22	WTM Racing powered	1:44.264	1:44.282	0.018
21	22	WTM Racing poweri	32.814	43	Strakka Racing	41.641	9	Lechner Racing	29.890	21	9	Lechner Racing	1:44.264	1:44.373	0.109
22	188	Garage 59	32.932	188	Garage 59	41.669	188	Garage 59	29.926	22	43	Strakka Racing	1:44.512	1:44.631	0.119
23	43	Strakka Racing	32.943	22	WTM Racing poweri	41.681	43	Strakka Racing	29.928	23	188	Garage 59	1:44.527	1:44.774	0.247
24	36	Walkenhorst Motors	32.961	40	SPS Automotive Per	41.882	40	SPS Automotive Per	30.045	24	40	SPS Automotive Perfc	1:45.002	1:45.159	0.157
25	40	SPS Automotive Per	33.075	36	Walkenhorst Motors	42.088	13	Stradale Motorsport	30.251	25	36	Walkenhorst Motorspc	1:45.395	1:45.527	0.132
26	13	Stradale Motorsport	33.349	13	Stradale Motorsport	42.352	36	Walkenhorst Motors	30.346	26	13	Stradale Motorsport	1:45.952	1:46.131	0.179
27	09	Team Perfect Circle	33.904	09	Team Perfect Circle	43.516	09	Team Perfect Circle	31.089	27	09	Team Perfect Circle	1:48.509	1:48.638	0.129
28	17	Pablo Clark Racing	34.624	17	Pablo Clark Racing	45.770	17	Pablo Clark Racing	33.640	28	17	Pablo Clark Racing	1:54.034	1:54.034	0.000

Weather / Track : Sunny / Dry

Results can be found at [www.tsl-timing.com](http://www.tsl-timing.com)

Kyalami Grand Prix Circuit

Circuit Length = 4.522 km

Start: 14:45 Flag 15:00 End: 15:02

Printed - 15:12 Friday, 22 November 2019

## Kyalami 9 Hours

### QUALIFYING 1 - BEST SPEEDS

POS	NO	NAME	VMAX	KPH
1	108	Bentley Team M-Sport		241.0
2	107	Bentley Team M-Sport		240.0
3	30	Honda Team Motul		237.8
4	35	KCMG		236.8
5	34	Walkenhorst Motorsport		236.8
6	42	BMW Team Schnitzer		236.8
7	76	R-Motorsport		235.8
8	18	KCMG		235.8
9	36	Walkenhorst Motorsport		235.8
10	62	R-Motorsport		235.2
11	188	Garage 59		234.7
12	911	KUS Team 75 Bernhard		234.2
13	17	Pablo Clark Racing		234.2
14	31	Frikadelli Racing Team		233.7
15	999	Mercedes-AMG Team GruppeM Racing		233.7
16	09	Team Perfect Circle		233.2
17	12	Dinamic Motorsport		232.2
18	29	Audi Sport Team Land		232.2
19	9	Lechner Racing		232.2
20	10	Mercedes-AMG Team SPS Automotive Performance		231.7
21	20	GPX Racing		231.7
22	6	Black Falcon		231.7
23	22	WTM Racing powered by Rinaldi		231.7
24	13	Stradale Motorsport		231.7
25	40	SPS Automotive Performance		231.2
26	25	Audi Sport Team WRT		230.7
27	44	Mercedes-AMG Team Strakka Racing		230.7
28	43	Strakka Racing		230.7

Weather / Track : Sunny / Dry

Results can be found at [www.tsl-timing.com](http://www.tsl-timing.com)

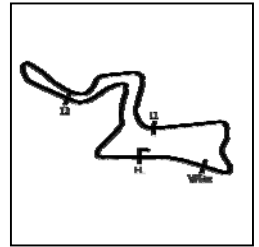
Kyalami Grand Prix Circuit  
Circuit Length = 4.522 km  
Start: 14:45 Flag 15:00 End: 15:02

Printed - 15:08 Friday, 22 November 2019



# Kyalami 9 Hours

## QUALIFYING 1 - SECTOR ANALYSIS



SECTOR 1 = FL to I1, SECTOR 2 = I1 to I2 SECTOR 3 = I2 to I3, SECTOR 4 = I3 to FL, DIFF = Difference To Personal Best Lap, P = Crossed Finish Line in Pit Lane, D = Time Disallowed

P1 76 Pro R-Motorsport		Aston Martin Vantage AMR GT3							
IDEAL LAP TIME : 1:42.272		BEST LAP TIME : 1:42.272		DIFFERENCE : 0.000					
D1: Maxime MARTIN		D2: Enaam AHMED		D3: Jake DENNIS					
LAP	SECTOR 1	SECTOR 2	SECTOR 3	SPEED TRAP	LAP TIME	KPH	DIFF	TIME OF DAY	
1 - D1	OUTLAP	43.873	34.153	171.9	192.8	2:01.533	133.94	19.261	14:47:14.929
2 - D1	33.035	41.944	IN PIT	231.7	2:34.415	<b>P</b> 105.42	52.143	14:49:49.344	
3 - D1	OUTLAP	46.195	32.826	163.6	189.8	2:02.781	132.58	20.509	14:51:52.125
4 - D1	35.309	43.755	30.146	<b>175.3</b>	228.8	1:49.210 <b>(2)</b>	149.06	6.938	14:53:41.335
5 - D1	<b>32.217</b>	<b>40.800</b>	<b>29.255</b>	174.7	235.2	<b>1:42.272 (1)</b>	<b>159.17</b>		<b>14:55:23.607</b>

P2 30 Pro Honda Team Motul		Honda NSX GT3 2019							
IDEAL LAP TIME : 1:42.382		BEST LAP TIME : 1:42.382		DIFFERENCE : 0.000					
D1: Marco BONANOMI		D2: Bertrand BAGUETTE		D3: Dane CAMERON					
LAP	SECTOR 1	SECTOR 2	SECTOR 3	SPEED TRAP	LAP TIME	KPH	DIFF	TIME OF DAY	
1 - D1	OUTLAP	45.234	31.435	<b>177.6</b>	193.2	1:58.099	137.84	15.717	14:48:31.115
2 - D1	32.249	41.403	34.744	177.0	237.3	1:48.396 <b>(2)</b>	150.18	6.014	14:50:19.511
3 - D1	<b>32.114</b>	<b>40.790</b>	<b>29.478</b>	176.4	237.3	<b>1:42.382 (1)</b>	<b>159.00</b>		<b>14:52:01.893</b>

P3 35 Pro KCMG		Nissan GT-R NISMO GT3							
IDEAL LAP TIME : 1:42.450		BEST LAP TIME : 1:42.463		DIFFERENCE : 0.013					
D1: Joao Paulo de OLIVEIRA		D2: Katsumasa CHIYO		D3: Joshua BURDON					
LAP	SECTOR 1	SECTOR 2	SECTOR 3	SPEED TRAP	LAP TIME	KPH	DIFF	TIME OF DAY	
1 - D1	OUTLAP	43.476	IN PIT	193.8	3:25.432	<b>P</b> 79.24	1:42.969	14:48:42.728	
2 - D1	OUTLAP	42.503	30.872	175.6	194.5	1:54.906	141.67	12.443	14:50:37.634
3 - D1	33.324	41.631	29.764	176.1	234.2	1:44.719	155.45	2.256	14:52:22.353
4 - D1	32.282	41.053	<b>29.492</b>	175.6	235.2	1:42.827 <b>(3)</b>	158.31	0.364	14:54:05.180
5 - D1	32.282	42.005	30.610	<b>177.6</b>	235.2	1:44.897	155.19	2.434	14:55:50.077
6 - D1	<b>32.165</b>	<b>40.793</b>	29.505	176.4	236.3	<b>1:42.463 (1)</b>	<b>158.87</b>		<b>14:57:32.540</b>
7 - D1	32.200	41.967	30.886	176.1	<b>236.8</b>	1:45.053	154.96	2.590	14:59:17.593
8 - D1	32.213	40.911	29.576	176.7	236.3	1:42.700 <b>(2)</b>	158.51	0.237	15:01:00.293

P4 12 Pro Dinamic Motorsport		Porsche 911 GT3 R							
IDEAL LAP TIME : 1:42.746		BEST LAP TIME : 1:42.795		DIFFERENCE : 0.049					
D1: Laurens VANTHOOR		D2: Earl BAMBER		D3: Matt CAMPBELL					
LAP	SECTOR 1	SECTOR 2	SECTOR 3	SPEED TRAP	LAP TIME	KPH	DIFF	TIME OF DAY	
1 - D1	OUTLAP	44.129	30.975	170.0	186.5	1:59.466	136.26	16.671	14:48:39.617
2 - D1	33.156	41.112	30.187	<b>173.9</b>	225.0	1:44.455 <b>(3)</b>	155.84	1.660	14:50:24.072
3 - D1	<b>32.439</b>	41.250	29.468	172.8	231.7	1:43.157 <b>(2)</b>	157.80	0.362	14:52:07.229
4 - D1	32.572	44.011	32.590	<b>173.9</b>	231.7	1:49.173	149.11	6.378	14:53:56.402
5 - D1	32.488	<b>40.882</b>	<b>29.425</b>	172.5	<b>232.2</b>	<b>1:42.795 (1)</b>	<b>158.36</b>		<b>14:55:39.197</b>

P5 31 Pro Frikadelli Racing Team		Porsche 911 GT3 R							
IDEAL LAP TIME : 1:42.790		BEST LAP TIME : 1:42.799		DIFFERENCE : 0.009					
D1: Mathieu JAMINET		D2: Dennis OLSEN		D3: Nick TANDY					
LAP	SECTOR 1	SECTOR 2	SECTOR 3	SPEED TRAP	LAP TIME	KPH	DIFF	TIME OF DAY	
1 - D1	OUTLAP	43.710	32.233	<b>175.0</b>	202.6	1:59.516	136.20	16.717	14:50:14.298
2 - D1	32.707	41.833	31.259	173.0	233.2	1:45.799 <b>(3)</b>	153.86	3.000	14:52:00.097
3 - D1	32.442	40.973	<b>29.429</b>	173.9	232.7	1:42.844 <b>(2)</b>	158.29	0.045	14:53:42.941
4 - D1	32.444	41.697	31.784	174.7	233.2	1:45.925	153.68	3.126	14:55:28.866
5 - D1	<b>32.413</b>	<b>40.948</b>	29.438	173.3	<b>233.7</b>	<b>1:42.799 (1)</b>	<b>158.35</b>		<b>14:57:11.665</b>
6 - D1	35.721	46.139	IN PIT	216.4	4:58.860	<b>P</b> 54.47	3:16.061	15:02:10.525	

Weather / Track : Sunny / Dry

Kyalami Grand Prix Circuit

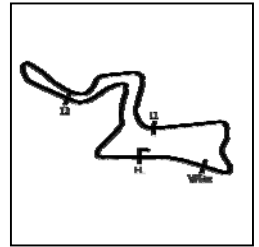
Circuit Length = 4.522 km

Start: 14:45 Flag 15:00 End: 15:02



# Kyalami 9 Hours

## QUALIFYING 1 - SECTOR ANALYSIS



SECTOR 1 = FL to I1, SECTOR 2 = I1 to I2 SECTOR 3 = I2 to I3, SECTOR 4 = I3 to FL, DIFF = Difference To Personal Best Lap, P = Crossed Finish Line in Pit Lane, D = Time Disallowed

P6 18 Pro KCMG		Nissan GT-R NISMO GT3							
IDEAL LAP TIME : 1:42.579		BEST LAP TIME : 1:42.815		DIFFERENCE : 0.236					
D1: Alexandre IMPERATORI		D2: Edoardo LIBERATI		D3: Oliver JARVIS					
LAP	SECTOR 1	SECTOR 2	SECTOR 3	SPEED TRAP	LAP TIME	KPH	DIFF	TIME OF DAY	
1 - D1	OUTLAP	45.740	IN PIT	180.9	4:01.339	P 67.45	2:18.524	14:49:21.292	
2 - D1	OUTLAP	46.016	31.918	175.3	2:04.151	131.12	21.336	14:51:25.443	
3 - D1	<b>32.298</b>	41.113	<b>29.406</b>	174.7	1:42.817	(2) 158.33	0.002	14:53:08.260	
4 - D1	32.364	<b>40.875</b>	29.576	174.7	<b>1:42.815</b>	(1) <b>158.33</b>		<b>14:54:51.075</b>	
5 - D1	32.445	40.885	29.493	174.7	1:42.823	(3) 158.32	0.008	14:56:33.898	
6 - D1	35.959	47.839	31.255	<b>175.3</b>	1:55.053	141.49	12.238	14:58:28.951	
7 - D1	32.434	41.049	29.513	174.7	1:42.996	158.05	0.181	15:00:11.947	

P7 999 Pro Mercedes-AMG Team GruppeM Racing		Mercedes-AMG GT3							
IDEAL LAP TIME : 1:42.750		BEST LAP TIME : 1:42.820		DIFFERENCE : 0.070					
D1: Maxi BUHK		D2: Maro ENGEL		D3: Raffaele MARCIELLO					
LAP	SECTOR 1	SECTOR 2	SECTOR 3	SPEED TRAP	LAP TIME	KPH	DIFF	TIME OF DAY	
1 - D1	OUTLAP	45.212	32.938	171.7	2:04.717	130.52	21.897	14:47:12.879	
2 - D1	33.708	42.419	34.594	173.3	1:50.721	147.02	7.901	14:49:03.600	
3 - D1	32.629	40.965	<b>29.437</b>	173.3	1:43.031	158.00	0.211	14:50:46.631	
4 - D1	32.531	41.381	34.594	173.3	1:48.506	150.03	5.686	14:52:35.137	
5 - D1	32.589	<b>40.892</b>	29.461	173.0	1:42.942	(2) 158.13	0.122	14:54:18.079	
6 - D1	32.532	41.350	30.268	<b>174.1</b>	1:44.150	156.30	1.330	14:56:02.229	
7 - D1	32.488	41.017	29.445	173.3	1:42.950	(3) 158.12	0.130	14:57:45.179	
8 - D1	<b>32.421</b>	40.955	29.444	173.0	<b>1:42.820</b>	(1) <b>158.32</b>		<b>14:59:27.999</b>	

P8 10 Pro Mercedes-AMG Team SPS Automotive Perf		Mercedes-AMG GT3							
IDEAL LAP TIME : 1:43.027		BEST LAP TIME : 1:43.033		DIFFERENCE : 0.006					
D1: Yelmer BUURMAN		D2: Luca STOLZ		D3: Maximilian GOETZ					
LAP	SECTOR 1	SECTOR 2	SECTOR 3	SPEED TRAP	LAP TIME	KPH	DIFF	TIME OF DAY	
1 - D1	OUTLAP	45.597	33.630	171.9	2:02.160	133.26	19.127	14:47:20.599	
2 - D1	33.594	42.562	35.684	<b>173.3</b>	1:51.840	145.55	8.807	14:49:12.439	
3 - D1	32.562	41.053	29.622	173.0	1:43.237	(3) 157.68	0.204	14:50:55.676	
4 - D1	32.525	41.128	35.365	<b>173.3</b>	1:49.018	149.32	5.985	14:52:44.694	
5 - D1	<b>32.370</b>	41.046	<b>29.617</b>	172.2	1:43.033	(1) <b>157.99</b>		<b>14:54:27.727</b>	
6 - D1	32.416	<b>41.040</b>	29.649	173.0	1:43.105	(2) 157.88	0.072	14:56:10.832	

P9 20 Pro GPX Racing		Porsche 911 GT3 R							
IDEAL LAP TIME : 1:43.004		BEST LAP TIME : 1:43.150		DIFFERENCE : 0.146					
D1: Michael CHRISTENSEN		D2: Kevin ESTRE		D3: Richard LIETZ					
LAP	SECTOR 1	SECTOR 2	SECTOR 3	SPEED TRAP	LAP TIME	KPH	DIFF	TIME OF DAY	
1 - D1	32.667	<b>40.913</b>	<b>29.570</b>	173.0	<b>1:43.150</b>	(1) <b>157.82</b>		<b>14:48:54.278</b>	
2 - D1	<b>32.521</b>	42.561	32.978	<b>173.6</b>	1:48.060	(3) 150.64	4.910	14:50:42.338	
3 - D1	32.555	41.093	29.627	172.5	1:43.275	(2) 157.62	0.125	14:52:25.613	
4 - D1	33.156	42.251	IN PIT	<b>231.7</b>	9:47.448	P 27.71	8:04.298	15:02:13.061	

P10 107 Pro Bentley Team M-Sport		Bentley Continental GT3							
IDEAL LAP TIME : 1:43.095		BEST LAP TIME : 1:43.152		DIFFERENCE : 0.057					
D1: Jules GOUNON		D2: Maxime SOULET		D3: Jordan PEPPER					
LAP	SECTOR 1	SECTOR 2	SECTOR 3	SPEED TRAP	LAP TIME	KPH	DIFF	TIME OF DAY	
1 - D1	OUTLAP	46.169	32.103	173.3	2:05.585	129.62	22.433	14:48:22.781	
2 - D1	33.787	42.714	31.750	177.6	1:48.251	150.38	5.099	14:50:11.032	
3 - D1	32.378	41.794	33.679	177.0	1:47.851	150.94	4.699	14:51:58.883	
4 - D1	32.668	47.133	32.551	177.3	1:52.352	144.89	9.200	14:53:51.235	
5 - D1	<b>32.153</b>	42.171	29.804	<b>177.9</b>	1:44.128	(3) 156.33	0.976	14:55:35.363	
6 - D1	32.248	41.475	29.762	177.0	1:43.485	(2) 157.30	0.333	14:57:18.848	
7 - D1	32.300	45.123	31.056	177.6	1:48.479	150.06	5.327	14:59:07.327	
8 - D1	32.210	<b>41.298</b>	<b>29.644</b>	177.6	<b>1:43.152</b>	(1) <b>157.81</b>		<b>15:00:50.479</b>	

Weather / Track : Sunny / Dry

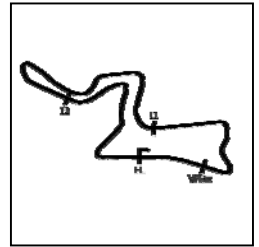
Kyalami Grand Prix Circuit

Circuit Length = 4.522 km

Start: 14:45 Flag 15:00 End: 15:02

# Kyalami 9 Hours

## QUALIFYING 1 - SECTOR ANALYSIS



SECTOR 1 = FL to I1, SECTOR 2 = I1 to I2 SECTOR 3 = I2 to I3, SECTOR 4 = I3 to FL, DIFF = Difference To Personal Best Lap, P = Crossed Finish Line in Pit Lane, D = Time Disallowed

P11 108 Pro Bentley Team M-Sport		Bentley Continental GT3							
IDEAL LAP TIME : 1:43.062		BEST LAP TIME : 1:43.168		DIFFERENCE : 0.106					
D1: Rodrigo BAPTISTA		D2: Andy SOUCEK		D3: Steven KANE					
LAP	SECTOR 1	SECTOR 2	SECTOR 3	SPEED TRAP	LAP TIME	KPH	DIFF	TIME OF DAY	
1 - D1	OUTLAP	46.345	34.099	175.3	142.8	2:08.003	127.17	24.835	14:48:28.185
2 - D1	32.706	42.111	33.354	<b>177.6</b>	236.3	1:48.171	150.49	5.003	14:50:16.356
3 - D1	<b>32.250</b>	41.583	30.422	176.7	238.9	1:44.255	156.14	1.087	14:52:00.611
4 - D1	36.783	47.293	33.686	177.3	174.1	1:57.762	138.23	14.594	14:53:58.373
5 - D1	32.336	41.402	<b>29.430</b>	177.3	238.4	<b>1:43.168 (1)</b>	<b>157.79</b>		<b>14:55:41.541</b>
6 - D1	32.294	<b>41.382</b>	29.584	177.0	238.9	1:43.260 <b>(2)</b>	157.65	0.092	14:57:24.801
7 - D1	32.443	41.431	30.131	177.0	238.9	1:44.005 <b>(3)</b>	156.52	0.837	14:59:08.806

P12 34 Pro Walkenhorst Motorsport		BMW M6 GT3							
IDEAL LAP TIME : 1:43.155		BEST LAP TIME : 1:43.223		DIFFERENCE : 0.068					
D1: Christian KROGNES		D2: Mikkel JENSEN		D3: Nicky CATSBURG					
LAP	SECTOR 1	SECTOR 2	SECTOR 3	SPEED TRAP	LAP TIME	KPH	DIFF	TIME OF DAY	
1 - D1	OUTLAP	44.204	30.474	171.9	197.8	1:56.218	140.07	12.995	14:48:52.396
2 - D1	32.868	42.121	32.662	174.7	232.7	1:47.651	151.22	4.428	14:50:40.047
3 - D1	32.477	41.248	30.530	175.0	234.7	1:44.255 <b>(3)</b>	156.14	1.032	14:52:24.302
4 - D1	32.466	<b>41.128</b>	<b>29.629</b>	174.4	236.3	<b>1:43.223 (1)</b>	<b>157.70</b>		<b>14:54:07.525</b>
5 - D1	32.476	41.371	31.767	<b>176.1</b>	235.2	1:45.614	154.13	2.391	14:55:53.139
6 - D1	<b>32.398</b>	41.236	29.792	174.1	236.3	1:43.426 <b>(2)</b>	157.39	0.203	14:57:36.565

P13 25 Pro Audi Sport Team WRT		Audi R8 LMS GT3 2019							
IDEAL LAP TIME : 1:43.082		BEST LAP TIME : 1:43.373		DIFFERENCE : 0.291					
D1: Dries VANTHOOR		D2: Kelvin VAN DER LINDE		D3: Frederic VERVISCH					
LAP	SECTOR 1	SECTOR 2	SECTOR 3	SPEED TRAP	LAP TIME	KPH	DIFF	TIME OF DAY	
1 - D1	OUTLAP	44.260	33.999	170.6	126.4	2:06.592	128.59	23.219	14:47:29.201
2 - D1	33.010	41.407	34.608	171.9	228.3	1:49.025	149.31	5.652	14:49:18.226
3 - D1	32.791	41.415	30.466	171.9	229.7	1:44.672	155.52	1.299	14:51:02.898
4 - D1	32.688	41.447	29.645	171.4	230.2	1:43.780 <b>(3)</b>	156.86	0.407	14:52:46.678
5 - D1	32.595	41.277	<b>29.501</b>	171.7	230.2	<b>1:43.373 (1)</b>	<b>157.48</b>		<b>14:54:30.051</b>
6 - D1	32.670	41.316	29.517	171.4	<b>230.7</b>	1:43.503 <b>(2)</b>	157.28	0.130	14:56:13.554
7 - D1	32.613	41.481	34.903	<b>172.2</b>	230.2	1:48.997	149.35	5.624	14:58:02.551
8 - D1	<b>32.454</b>	<b>41.127</b>	30.443	167.9	<b>230.7</b>	1:44.024	156.49	0.651	14:59:46.575

P14 42 Pro BMW Team Schnitzer		BMW M6 GT3							
IDEAL LAP TIME : 1:43.400		BEST LAP TIME : 1:43.400		DIFFERENCE : 0.000					
D1: Martin TOMCZYK		D2: Sheldon VAN DER LINDE		D3: Augusto FARFUS					
LAP	SECTOR 1	SECTOR 2	SECTOR 3	SPEED TRAP	LAP TIME	KPH	DIFF	TIME OF DAY	
1 - D1	OUTLAP	42.571	30.643	170.8	120.5	2:01.566	133.91	18.166	14:47:26.546
2 - D1	33.295	41.965	IN PIT		232.2	2:29.375 <b>P</b>	108.98	45.975	14:49:55.921
3 - D1	OUTLAP	43.675	31.399	172.2	198.5	1:56.236	140.05	12.836	14:51:52.157
4 - D1	33.548	42.889	30.293	<b>174.1</b>	235.8	1:46.730	152.52	3.330	14:53:38.887
5 - D1	32.550	41.353	29.575	173.9	235.8	1:43.478 <b>(2)</b>	157.32	0.078	14:55:22.365
6 - D1	32.569	41.389	29.746	173.9	236.3	1:43.704 <b>(3)</b>	156.97	0.304	14:57:06.069
7 - D1	<b>32.484</b>	<b>41.345</b>	<b>29.571</b>	173.0	<b>236.8</b>	<b>1:43.400 (1)</b>	<b>157.43</b>		<b>14:58:49.469</b>

P15 6 Silver Black Falcon		Mercedes-AMG GT3							
IDEAL LAP TIME : 1:43.600		BEST LAP TIME : 1:43.643		DIFFERENCE : 0.043					
D1: Hubert HAUPT		D2: Patrick ASSENHEIMER		D3: Sergei AFANASIEV					
LAP	SECTOR 1	SECTOR 2	SECTOR 3	SPEED TRAP	LAP TIME	KPH	DIFF	TIME OF DAY	
1 - D1	32.998	41.592	33.154	173.9	231.2	1:47.744	151.09	4.101	14:48:59.960
2 - D1	32.665	41.407	29.754	172.8	230.7	1:43.826 <b>(3)</b>	156.79	0.183	14:50:43.786
3 - D1	32.935	46.296	33.496	<b>174.1</b>	<b>231.7</b>	1:52.727	144.41	9.084	14:52:36.513
4 - D1	<b>32.657</b>	41.335	29.699	173.0	231.2	1:43.691 <b>(2)</b>	156.99	0.048	14:54:20.204
5 - D1	32.700	<b>41.258</b>	<b>29.685</b>	173.6	231.2	<b>1:43.643 (1)</b>	<b>157.06</b>		<b>14:56:03.847</b>

Weather / Track : Sunny / Dry

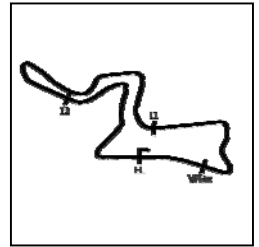
Kyalami Grand Prix Circuit

Circuit Length = 4.522 km

Start: 14:45 Flag 15:00 End: 15:02

# Kyalami 9 Hours

## QUALIFYING 1 - SECTOR ANALYSIS



SECTOR 1 = FL to I1, SECTOR 2 = I1 to I2 SECTOR 3 = I2 to I3, SECTOR 4 = I3 to FL, DIFF = Difference To Personal Best Lap, P = Crossed Finish Line in Pit Lane, D = Time Disallowed

P16 911 Pro		KUS Team 75 Bernhard			Porsche 911 GT3 R				
IDEAL LAP TIME : 1:43.431		BEST LAP TIME : 1:43.649			DIFFERENCE : 0.218				
D1: Romain DUMAS		D2: Dirk WERNER			D3: Sven MUELLER				
LAP	SECTOR 1	SECTOR 2	SECTOR 3	SPEED TRAP	LAP TIME	KPH	DIFF	TIME OF DAY	
1 - D1	33.282	45.305	34.641	171.9	229.7	1:53.228	143.77	9.579	14:49:07.511
2 - D1	32.631	41.276	29.742	172.2	229.7	<b>1:43.649 (1)</b>	<b>157.06</b>		<b>14:50:51.160</b>
3 - D1	32.712	42.989	31.679	171.1	231.2	1:47.380	151.60	3.731	14:52:38.540
4 - D1	32.861	<b>41.228</b>	<b>29.613</b>	172.8	230.7	1:43.702 <b>(3)</b>	156.98	0.053	14:54:22.242
5 - D1	32.778	41.323	30.302	<b>174.1</b>	231.7	1:44.403	155.92	0.754	14:56:06.645
6 - D1	<b>32.590</b>	41.432	29.637	173.6	233.2	1:43.659 <b>(2)</b>	157.04	0.010	14:57:50.304

P17 29 Pro		Audi Sport Team Land			Audi R8 LMS GT3 2019				
IDEAL LAP TIME : 1:43.412		BEST LAP TIME : 1:43.649			DIFFERENCE : 0.237				
D1: Markus WINKELHOCK		D2: Christopher MIES			D3: Christopher HAASE				
LAP	SECTOR 1	SECTOR 2	SECTOR 3	SPEED TRAP	LAP TIME	KPH	DIFF	TIME OF DAY	
1 - D1	OUTLAP	44.610	34.215	171.7	175.6	2:01.348	134.15	17.699	14:47:22.362
2 - D1	33.493	41.797	32.676	<b>172.8</b>	228.3	1:47.966	150.78	4.317	14:49:10.328
3 - D1	32.724	41.543	29.678	171.4	229.2	1:43.945 <b>(3)</b>	156.61	0.296	14:50:54.273
4 - D1	32.732	41.290	31.188	171.9	229.2	1:45.210	154.73	1.561	14:52:39.483
5 - D1	32.885	<b>41.246</b>	30.171	172.2	230.2	1:44.302	156.07	0.653	14:54:23.785
6 - D1	<b>32.621</b>	41.274	29.847	172.2	230.7	1:43.742 <b>(2)</b>	156.92	0.093	14:56:07.527
7 - D1	32.654	41.450	<b>29.545</b>	172.2	231.2	<b>1:43.649 (1)</b>	<b>157.06</b>		<b>14:57:51.176</b>

P18 44 Pro		Mercedes-AMG Team Strakka Racing			Mercedes-AMG GT3				
IDEAL LAP TIME : 1:43.846		BEST LAP TIME : 1:43.938			DIFFERENCE : 0.092				
D1: Gary PAFFETT		D2: Lewis WILLIAMSON			D3: Tristan VAUTIER				
LAP	SECTOR 1	SECTOR 2	SECTOR 3	SPEED TRAP	LAP TIME	KPH	DIFF	TIME OF DAY	
1 - D1	OUTLAP	43.080	30.599	171.1	193.2	1:54.329	142.38	10.391	14:47:59.319
2 - D1	33.055	41.765	29.976	170.8	228.3	1:44.796	155.34	0.858	14:49:44.115
3 - D1	32.940	41.504	30.049	171.1	228.8	1:44.493	155.79	0.555	14:51:28.608
4 - D1	32.745	41.651	29.765	171.9	229.2	1:44.161 <b>(3)</b>	156.28	0.223	14:53:12.769
5 - D1	<b>32.722</b>	41.566	29.728	172.2	229.2	1:44.016 <b>(2)</b>	156.50	0.078	14:54:56.785
6 - D1	32.814	<b>41.438</b>	<b>29.686</b>	<b>173.3</b>	229.7	<b>1:43.938 (1)</b>	<b>156.62</b>		<b>14:56:40.723</b>

P19 22 Silver		WTM Racing powered by Rinaldi			Ferrari 488 GT3				
IDEAL LAP TIME : 1:44.264		BEST LAP TIME : 1:44.282			DIFFERENCE : 0.018				
D1: Leonard WEISS		D2: Jochen KRUMBACH			D3: David PEREL				
LAP	SECTOR 1	SECTOR 2	SECTOR 3	SPEED TRAP	LAP TIME	KPH	DIFF	TIME OF DAY	
1 - D1	OUTLAP	45.673	32.065	169.8	194.9	1:59.781	135.90	15.499	14:47:40.544
2 - D1	33.925	43.056	32.859	171.1	228.8	1:49.840	148.20	5.558	14:49:30.384
3 - D1	33.078	41.873	30.107	172.2	230.2	1:45.058 <b>(2)</b>	154.95	0.776	14:51:15.442
4 - D1	32.832	<b>41.681</b>	<b>29.769</b>	171.7	<b>231.7</b>	<b>1:44.282 (1)</b>	<b>156.10</b>		<b>14:52:59.724</b>
5 - D1	<b>32.814</b>	41.985	30.402	<b>172.5</b>	230.7	1:45.201 <b>(3)</b>	154.74	0.919	14:54:44.925
6 - D1	33.206	48.629	35.923	<b>172.5</b>	<b>231.7</b>	1:57.758	138.24	13.476	14:56:42.683
7 - D1	33.245	48.836	36.384	171.4	<b>231.7</b>	1:58.465	137.41	14.183	14:58:41.148

P20 9 Silver		Lechner Racing			Porsche 911 GT3 R				
IDEAL LAP TIME : 1:44.264		BEST LAP TIME : 1:44.373			DIFFERENCE : 0.109				
D1: Saul HACK		D2: Lars KERN			D3: Dylan PEREIRA				
LAP	SECTOR 1	SECTOR 2	SECTOR 3	SPEED TRAP	LAP TIME	KPH	DIFF	TIME OF DAY	
1 - D1	OUTLAP	45.472	31.925	171.9	184.6	1:59.503	136.22	15.130	14:48:01.264
2 - D1	33.131	41.660	29.904	<b>173.6</b>	230.7	1:44.695	155.49	0.322	14:49:45.959
3 - D1	<b>32.806</b>	<b>41.568</b>	29.999	173.0	<b>232.2</b>	<b>1:44.373 (1)</b>	<b>155.97</b>		<b>14:51:30.332</b>
4 - D1	32.999	41.729	<b>29.890</b>	172.8	231.7	1:44.618 <b>(3)</b>	155.60	0.245	14:53:14.950
5 - D1	32.862	41.742	29.960	173.3	231.2	1:44.564 <b>(2)</b>	155.68	0.191	14:54:59.514
6 - D1	32.910	41.773	30.251	171.7	<b>232.2</b>	1:44.934	155.13	0.561	14:56:44.448

Weather / Track : Sunny / Dry

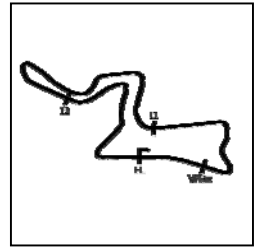
Kyalami Grand Prix Circuit

Circuit Length = 4.522 km

Start: 14:45 Flag 15:00 End: 15:02

# Kyalami 9 Hours

## QUALIFYING 1 - SECTOR ANALYSIS



SECTOR 1 = FL to I1, SECTOR 2 = I1 to I2 SECTOR 3 = I2 to I3, SECTOR 4 = I3 to FL, DIFF = Difference To Personal Best Lap, P = Crossed Finish Line in Pit Lane, D = Time Disallowed

P21 43 ProAm Strakka Racing			Mercedes-AMG GT3						
IDEAL LAP TIME : 1:44.512		BEST LAP TIME : 1:44.631		DIFFERENCE : 0.119					
D1: Christina NIELSEN		D2: Adrian Henry D'SILVA		D3: Dominik BAUMANN					
LAP	SECTOR 1	SECTOR 2	SECTOR 3	SPEED TRAP	LAP TIME	KPH	DIFF	TIME OF DAY	
1 - D1	OUTLAP	44.591	31.514	169.8	200.3	1:56.563	139.66	11.932	14:48:03.540
2 - D1	33.413	42.249	30.151	170.8	227.8	1:45.813	153.84	1.182	14:49:49.353
3 - D1	33.392	41.785	30.065	170.8	229.2	1:45.242	154.68	0.611	14:51:34.595
4 - D1	33.144	41.813	<b>29.928</b>	<b>171.9</b>	229.2	1:44.885 <b>(2)</b>	155.20	0.254	14:53:19.480
5 - D1	33.043	41.740	30.119	171.7	229.2	1:44.902 <b>(3)</b>	155.18	0.271	14:55:04.382
6 - D1	33.043	41.772	30.266	171.1	230.2	1:45.081	154.92	0.450	14:56:49.463
7 - D1	33.051	45.139	32.540	170.8	230.2	1:50.730	147.01	6.099	14:58:40.193
8 - D1	<b>32.943</b>	<b>41.641</b>	30.047	171.7	<b>230.7</b>	<b>1:44.631 (1)</b>	<b>155.58</b>		<b>15:00:24.824</b>

P22 188 ProAm Garage 59			Aston Martin Vantage AMR GT3						
IDEAL LAP TIME : 1:44.527		BEST LAP TIME : 1:44.774		DIFFERENCE : 0.247					
D1: Alex WEST		D2: Chris GOODWIN		D3: Côme LEDOGAR					
LAP	SECTOR 1	SECTOR 2	SECTOR 3	SPEED TRAP	LAP TIME	KPH	DIFF	TIME OF DAY	
1 - D1	OUTLAP	45.477	32.208	170.0	118.8	2:07.986	127.19	23.212	14:47:31.929
2 - D1	33.548	42.538	30.867	172.2	229.2	1:46.953	152.20	2.179	14:49:18.882
3 - D1	33.146	41.801	30.351	171.1	232.7	1:45.298	154.60	0.524	14:51:04.180
4 - D1	33.126	41.722	<b>29.926</b>	<b>172.8</b>	234.2	<b>1:44.774 (1)</b>	<b>155.37</b>		<b>14:52:48.954</b>
5 - D1	<b>32.932</b>	41.817	30.083	<b>172.8</b>	234.2	1:44.832 <b>(2)</b>	155.28	0.058	14:54:33.786
6 - D1	33.020	<b>41.669</b>	30.262	172.5	<b>234.7</b>	1:44.951 <b>(3)</b>	155.11	0.177	14:56:18.737

P23 40 Am SPS Automotive Performance			Mercedes-AMG GT3						
IDEAL LAP TIME : 1:45.002		BEST LAP TIME : 1:45.159		DIFFERENCE : 0.157					
D1: Valentin PIERBURG		D2: Tim Torsten MUELLER		D3: Miguel RAMOS					
LAP	SECTOR 1	SECTOR 2	SECTOR 3	SPEED TRAP	LAP TIME	KPH	DIFF	TIME OF DAY	
1 - D1	OUTLAP	47.593	32.152	169.5	119.3	2:08.655	126.53	23.496	14:47:35.802
2 - D1	33.417	42.585	30.389	171.9	226.8	1:46.391	153.01	1.232	14:49:22.193
3 - D1	33.174	42.150	<b>30.045</b>	172.2	228.3	1:45.369 <b>(2)</b>	154.49	0.210	14:51:07.562
4 - D1	<b>33.075</b>	42.076	30.581	170.8	228.8	1:45.732	153.96	0.573	14:52:53.294
5 - D1	33.827	43.006	31.021	<b>172.8</b>	228.8	1:47.854	150.93	2.695	14:54:41.148
6 - D1	33.176	41.930	30.053	170.6	229.7	<b>1:45.159 (1)</b>	<b>154.80</b>		<b>14:56:26.307</b>
7 - D1	33.323	42.222	31.144	171.4	229.7	1:46.689	152.58	1.530	14:58:12.996
8 - D1	33.172	<b>41.882</b>	30.367	171.7	230.2	1:45.421 <b>(3)</b>	154.42	0.262	14:59:58.417

P24 36 Am Walkenhorst Motorsport			BMW M6 GT3						
IDEAL LAP TIME : 1:45.395		BEST LAP TIME : 1:45.527		DIFFERENCE : 0.132					
D1: Henry WALKENHORST		D2: Michael Von ROOYEN		D3: Gennaro BONAFEDE					
LAP	SECTOR 1	SECTOR 2	SECTOR 3	SPEED TRAP	LAP TIME	KPH	DIFF	TIME OF DAY	
1 - D1	OUTLAP	44.748	31.701	173.3	197.0	1:57.954	138.01	12.427	14:48:55.972
2 - D1	33.133	42.833	30.908	<b>175.3</b>	<b>235.8</b>	1:46.874 <b>(3)</b>	152.32	1.347	14:50:42.846
3 - D1	33.093	<b>42.088</b>	<b>30.346</b>	173.3	235.2	<b>1:45.527 (1)</b>	<b>154.26</b>		<b>14:52:28.373</b>
4 - D1	<b>32.961</b>	42.458	30.990	171.4	234.2	1:46.409 <b>(2)</b>	152.98	0.882	14:54:14.782

P25 13 Nat Stradale Motorsport			Lamborghini Huracan GT3 2019						
IDEAL LAP TIME : 1:45.952		BEST LAP TIME : 1:46.131		DIFFERENCE : 0.179					
D1: Charl ARANGIES		D2: Craig JARVIS		D3: Dawie JOUBERT					
LAP	SECTOR 1	SECTOR 2	SECTOR 3	SPEED TRAP	LAP TIME	KPH	DIFF	TIME OF DAY	
1 - D1	OUTLAP	46.124	32.176	167.1	119.7	2:07.878	127.30	21.747	14:47:38.362
2 - D1	33.748	42.761	30.595	169.2	228.3	1:47.104	151.99	0.973	14:49:25.466
3 - D1	33.470	42.410	<b>30.251</b>	169.8	229.2	<b>1:46.131 (1)</b>	<b>153.38</b>		<b>14:51:11.597</b>
4 - D1	33.508	42.375	30.744	170.0	230.2	1:46.627 <b>(3)</b>	152.67	0.496	14:52:58.224
5 - D1	33.449	<b>42.352</b>	30.565	<b>170.6</b>	230.2	1:46.366 <b>(2)</b>	153.04	0.235	14:54:44.590
6 - D1	34.122	42.737	30.705	<b>170.6</b>	<b>231.7</b>	1:47.564	151.34	1.433	14:56:32.154
7 - D1	33.567	42.900	30.776	170.3	<b>231.7</b>	1:47.243	151.79	1.112	14:58:19.397
8 - D1	<b>33.349</b>	50.605	37.509	168.7	<b>231.7</b>	2:01.463	134.02	15.332	15:00:20.860

Weather / Track : Sunny / Dry

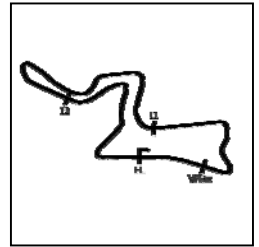
Kyalami Grand Prix Circuit

Circuit Length = 4.522 km

Start: 14:45 Flag 15:00 End: 15:02

# Kyalami 9 Hours

## QUALIFYING 1 - SECTOR ANALYSIS



SECTOR 1 = FL to I1, SECTOR 2 = I1 to I2 SECTOR 3 = I2 to I3, SECTOR 4 = I3 to FL, DIFF = Difference To Personal Best Lap, P = Crossed Finish Line in Pit Lane, D = Time Disallowed

<b>P26 62 Pro R-Motorsport</b>		<b>Aston Martin Vantage AMR GT3</b>							
IDEAL LAP TIME : 1:43.010		BEST LAP TIME : 1:46.409		DIFFERENCE : 3.399					
D1: Ricky COLLARD		D2: Hugo de SADELEER		D3: Marvin KIRCHHOEFER					
LAP	SECTOR 1	SECTOR 2	SECTOR 3	SPEED TRAP	LAP TIME	KPH	DIFF	TIME OF DAY	
1 - D1	OUTLAP	44.435	33.604	173.0	183.9	2:03.472	17.063	14:47:15.312	
2 - D1	33.412	42.899	IN PIT	232.7	2:42.364	<b>P</b> 100.26	55.955	14:49:57.676	
3 - D1	OUTLAP	43.989	30.919	171.4	199.2	1:55.778	9.369	14:51:53.454	
4 - D1	34.656	46.000	32.561	175.8	231.7	1:53.217 <b>(3)</b>	6.808	14:53:46.671	
<b>5 - D1</b>	<b>32.301</b>	41.618	32.490	<b>176.1</b>	234.7	<b>1:46.409 (1)</b>	<b>152.98</b>	<b>14:55:33.080</b>	
6 - D1	32.310	<b>41.063</b>	33.279	175.3	<b>235.2</b>	1:46.652 <b>(2)</b>	0.243	14:57:19.732	
7 - D1	32.521	41.172	<b>29.646</b>	174.7	<b>235.2</b>	<del>1:43.339</del> <b>D</b>	157.53	14:59:03.071	

<b>P27 09 Am Team Perfect Circle</b>		<b>Porsche 997 GT3 R</b>							
IDEAL LAP TIME : 1:48.509		BEST LAP TIME : 1:48.638		DIFFERENCE : 0.129					
D1: Franco SCRIBANTE		D2: Silvio SCRIBANTE		D3: Andre BEZUIDENHOUT					
LAP	SECTOR 1	SECTOR 2	SECTOR 3	SPEED TRAP	LAP TIME	KPH	DIFF	TIME OF DAY	
1 - D1	OUTLAP	49.293	34.550	170.8	188.1	2:07.906	19.268	14:47:23.174	
2 - D1	34.328	43.644	32.156	170.6	231.7	1:50.128	1.490	14:49:13.302	
3 - D1	34.295	43.766	32.939	162.8	232.7	1:51.000	2.362	14:51:04.302	
4 - D1	34.161	43.880	31.650	172.5	227.8	1:49.691	1.053	14:52:53.993	
<b>5 - D1</b>	34.003	43.546	<b>31.089</b>	<b>172.8</b>	232.7	<b>1:48.638 (1)</b>	<b>149.84</b>	<b>14:54:42.631</b>	
6 - D1	34.289	<b>43.516</b>	31.143	<b>172.8</b>	232.7	1:48.948 <b>(2)</b>	0.310	14:56:31.579	
7 - D1	<b>33.904</b>	44.016	31.254	171.4	232.2	1:49.174 <b>(3)</b>	0.536	14:58:20.753	

<b>P28 17 Nat Pablo Clark Racing</b>		<b>Ferrari 458 Italia GT3</b>							
IDEAL LAP TIME : 1:54.034		BEST LAP TIME : 1:54.034		DIFFERENCE : 0.000					
D1: Kishoor PITAMBER		D2: Leonard Charles THOMPS		D3: Michael STEPHEN					
LAP	SECTOR 1	SECTOR 2	SECTOR 3	SPEED TRAP	LAP TIME	KPH	DIFF	TIME OF DAY	
1 - D1	OUTLAP	54.065	38.903	166.1	130.9	2:25.324	31.290	14:52:01.968	
2 - D1	36.346	47.011	34.730	<b>170.3</b>	230.7	1:58.087 <b>(3)</b>	4.053	14:54:00.055	
3 - D1	35.075	46.051	34.017	<b>170.3</b>	231.7	1:55.143 <b>(2)</b>	1.109	14:55:55.198	
<b>4 - D1</b>	<b>34.624</b>	<b>45.770</b>	<b>33.640</b>	169.5	232.2	<b>1:54.034 (1)</b>	<b>142.75</b>	<b>14:57:49.232</b>	

# Kyalami 9 Hours

## QUALIFYING 1 - STATISTICS

**Competitors Started** 28  
**Planned Start** 2019-11-22 @ 14:45:00.000  
**Actual Start** 2019-11-22 @ 14:45:00.269  
**Finish Time** 2019-11-22 @ 15:00:01.226  
**Track Length** 4.522km  
**Total Laps** 177  
**Total Distance Covered** 800.394km

### Session Fastest Lap History

NO	CL	NAME	LAP TIME	TIME OF DAY	LAP	VEHICLE
20	Pro	<b>GPX Racing</b> <i>M. CHRISTENSEN</i>	<b>1:43.150</b>	14:48:54.308	1	Porsche 911 GT3 R
999	Pro	<b>Mercedes-AMG Team GruppeM Racing</b> <i>M. BUHK</i>	<b>1:43.031</b>	14:50:46.658	3	Mercedes-AMG GT3
30	Pro	<b>Honda Team Motul</b> <i>M. BONANOMI</i>	<b>1:42.382</b>	14:52:01.913	3	Honda NSX GT3 2019
76	Pro	<b>R-Motorsport</b> <i>M. MARTIN</i>	<b>1:42.272</b>	14:55:23.631	5	Aston Martin Vantage AMR

### Flag History

TYPE	TIME OF DAY
GREEN	14:45:00.269
FINISH	15:00:01.226

### Flag Statistics

TYPE	COUNT	TOTAL LAPS	TOTAL TIME
Green	1	8	17:32.374
Red	0	0	0.000
Safety Car	0	0	0.000
FCY	0	0	0.000

# Kyalami 9 Hours

## QUALIFYING 1 - STATISTICS

CLASS : Pro

18 Starters

### Fastest Lap History

NO	NAME	LAP TIME	TIME OF DAY	LAP	VEHICLE
20	<b>GPX Racing</b> <i>M. CHRISTENSEN</i>	<b>1:43.150</b>	14:48:54.308	1	Porsche 911 GT3 R
999	<b>Mercedes-AMG Team GruppeM Racing</b> <i>M. BUHK</i>	<b>1:43.031</b>	14:50:46.658	3	Mercedes-AMG GT3
30	<b>Honda Team Motul</b> <i>M. BONANOMI</i>	<b>1:42.382</b>	14:52:01.913	3	Honda NSX GT3 2019
76	<b>R-Motorsport</b> <i>M. MARTIN</i>	<b>1:42.272</b>	14:55:23.631	5	Aston Martin Vantage AMR GT3

# Kyalami 9 Hours

## QUALIFYING 1 - STATISTICS

CLASS : Am

3 Starters

### Fastest Lap History

NO	NAME	LAP TIME	TIME OF DAY	LAP	VEHICLE
09	<b>Team Perfect Circle</b> <i>F. SCRIBANTE</i>	<b>1:50.128</b>	14:49:13.328	2	Porsche 997 GT3 R
40	<b>SPS Automotive Performance</b> <i>V. PIERBURG</i>	<b>1:46.391</b>	14:49:22.193	2	Mercedes-AMG GT3
40	<b>SPS Automotive Performance</b> <i>V. PIERBURG</i>	<b>1:45.369</b>	14:51:07.579	3	Mercedes-AMG GT3
40	<b>SPS Automotive Performance</b> <i>V. PIERBURG</i>	<b>1:45.159</b>	14:56:26.325	6	Mercedes-AMG GT3

Weather / Track : Sunny / Dry

Results can be found at [www.tsl-timing.com](http://www.tsl-timing.com)

Page 3 of 6

Kyalami Grand Prix Circuit  
Circuit Length = 4.522 km  
Start: 14:45 Flag 15:00 End: 15:02

Printed - 15:16 Friday, 22 November 2019



# Kyalami 9 Hours

## QUALIFYING 1 - STATISTICS

CLASS : ProAm

2 Starters

### Fastest Lap History

NO	NAME	LAP TIME	TIME OF DAY	LAP	VEHICLE
188	<b>Garage 59</b> <i>A. WEST</i>	<b>1:46.953</b>	14:49:18.907	2	Aston Martin Vantage AMR GT3
43	<b>Strakka Racing</b> <i>C. NIELSEN</i>	<b>1:45.813</b>	14:49:49.379	2	Mercedes-AMG GT3
188	<b>Garage 59</b> <i>A. WEST</i>	<b>1:45.298</b>	14:51:04.205	3	Aston Martin Vantage AMR GT3
43	<b>Strakka Racing</b> <i>C. NIELSEN</i>	<b>1:45.242</b>	14:51:34.621	3	Mercedes-AMG GT3
188	<b>Garage 59</b> <i>A. WEST</i>	<b>1:44.774</b>	14:52:48.978	4	Aston Martin Vantage AMR GT3
43	<b>Strakka Racing</b> <i>C. NIELSEN</i>	<b>1:44.631</b>	15:00:24.850	8	Mercedes-AMG GT3

## Kyalami 9 Hours

### QUALIFYING 1 - STATISTICS

CLASS : Silver

3 Starters

#### Fastest Lap History

NO	NAME	LAP TIME	TIME OF DAY	LAP	VEHICLE
6	<b>Black Falcon</b> <i>H. HAUPT</i>	<b>1:47.744</b>	14:48:59.986	1	Mercedes-AMG GT3
9	<b>Lechner Racing</b> <i>S. HACK</i>	<b>1:44.695</b>	14:49:45.987	2	Porsche 911 GT3 R
6	<b>Black Falcon</b> <i>H. HAUPT</i>	<b>1:43.826</b>	14:50:43.813	2	Mercedes-AMG GT3
6	<b>Black Falcon</b> <i>H. HAUPT</i>	<b>1:43.691</b>	14:54:20.231	4	Mercedes-AMG GT3
6	<b>Black Falcon</b> <i>H. HAUPT</i>	<b>1:43.643</b>	14:56:03.873	5	Mercedes-AMG GT3

Weather / Track : Sunny / Dry

Results can be found at [www.tsl-timing.com](http://www.tsl-timing.com)

Page 5 of 6

Kyalami Grand Prix Circuit  
Circuit Length = 4.522 km  
Start: 14:45 Flag 15:00 End: 15:02

Printed - 15:16 Friday, 22 November 2019

# Kyalami 9 Hours

## QUALIFYING 1 - STATISTICS

CLASS : Nat

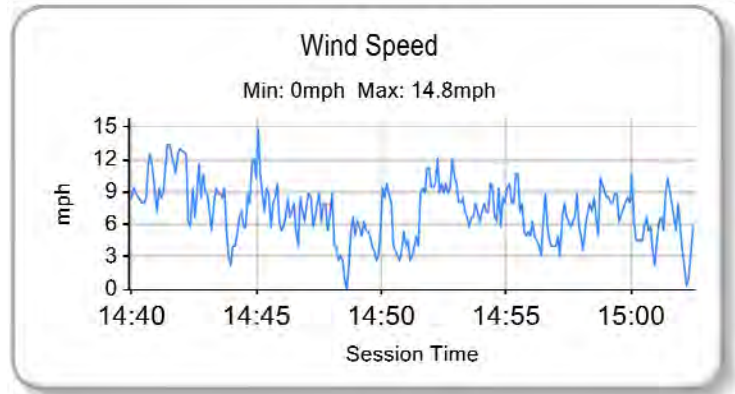
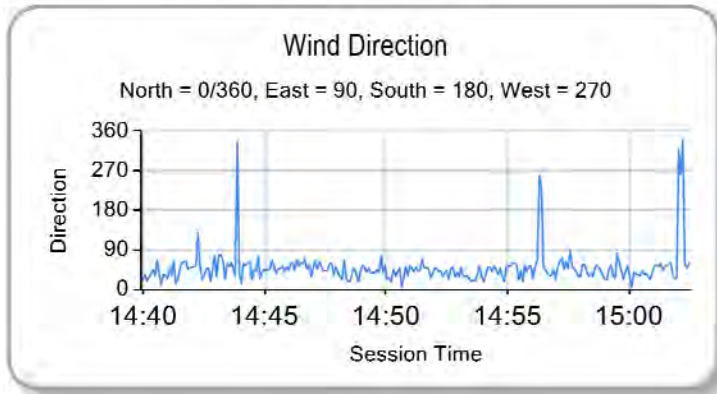
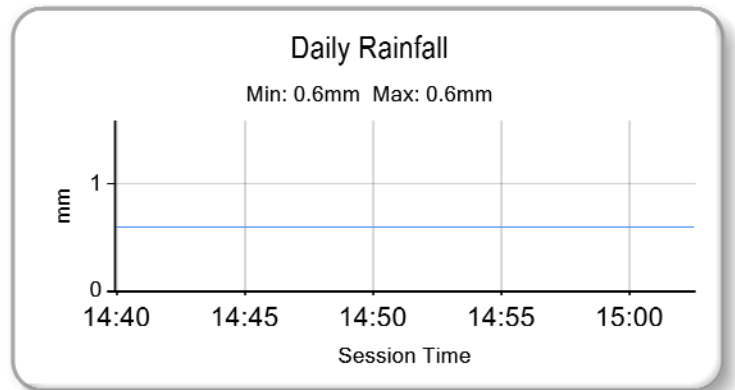
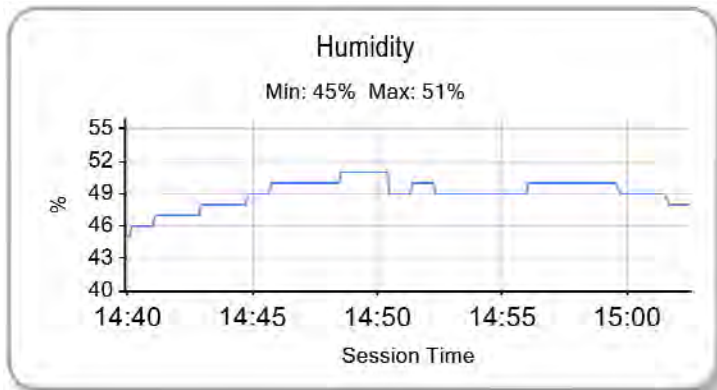
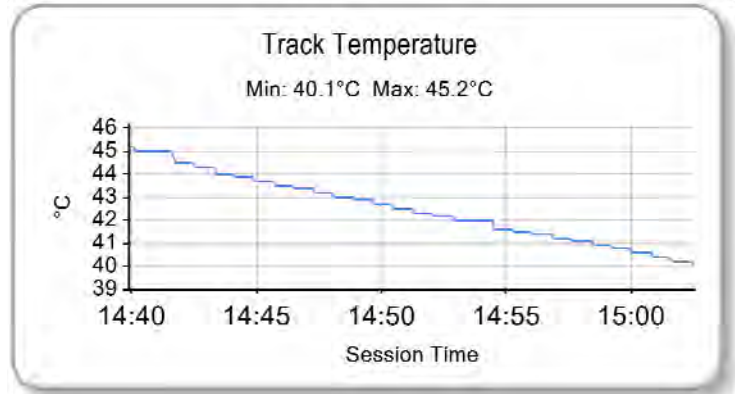
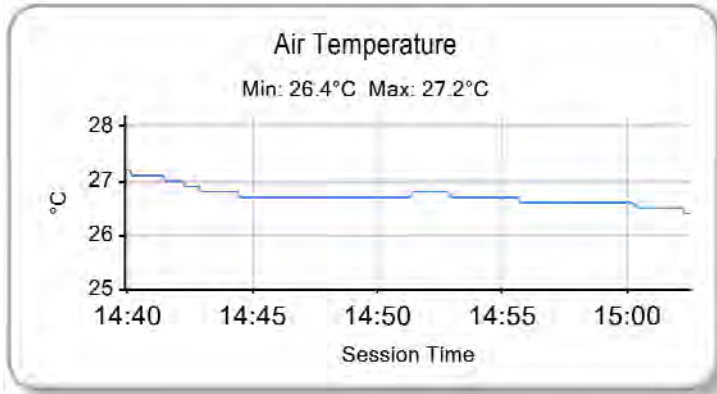
2 Starters

### Fastest Lap History

NO	NAME	LAP TIME	TIME OF DAY	LAP	VEHICLE
13	<b>Stradale Motorsport</b> <i>C. ARANGIES</i>	<b>1:47.104</b>	14:49:25.490	2	Lamborghini Huracan GT3 2019
13	<b>Stradale Motorsport</b> <i>C. ARANGIES</i>	<b>1:46.131</b>	14:51:11.622	3	Lamborghini Huracan GT3 2019

# Kyalami 9 Hours

## QUALIFYING 1 - WEATHER CONDITIONS



## Kyalami 9 Hours

### QUALIFYING 2 - CLASSIFICATION - FINAL

POS	NO	CL	PIC	TEAM / DRIVERS	CAR	TIME	ON	LAPS	GAP	DIFF	KPH
1	12	Pro	1	Dinamic Motorsport (ITA) Laurens VANTHOOR (BEL) / Earl BAMBER (NZL) / Matt CAMPBELL (AUS)	Porsche 911 GT3 R	1:42.378	3	4			159.01
2	30	Pro	2	Honda Team Motul (ITA) Marco BONANOMI (ITA) / Bertrand BAGUETTE (BEL) / Dane CAMERON (USA)	Honda NSX GT3 2019	1:42.406	3	3	0.028	0.028	158.96
3	35	Pro	3	KCMG (HKG) Joao Paulo de OLIVEIRA (BRA) / Katsumasa CHIYO (JPN) / Joshua BURDON (AUS)	Nissan GT-R NISMO GT3	1:42.466	4	4	0.088	0.060	158.87
4	10	Pro	4	Mercedes-AMG Team SPS Automotive Performance (DEU) Yelmer BUURMAN (NDL) / Luca STOLZ (DEU) / Maximilian GOETZ (DEU)	Mercedes-AMG GT3	1:42.480	7	7	0.102	0.014	158.85
5	31	Pro	5	Frikadelli Racing Team (DEU) Mathieu JAMINET (FRA) / Dennis OLSEN (NOR) / Nick TANDY (GBR)	Porsche 911 GT3 R	1:42.591	2	4	0.213	0.111	158.68
6	999	Pro	6	Mercedes-AMG Team GruppeM Racing (HKG) Maxi BUHK (DEU) / Maro ENGEL (DEU) / Raffaele MARCIELLO (ITA)	Mercedes-AMG GT3	1:42.624	3	7	0.246	0.033	158.62
7	34	Pro	7	Walkenhorst Motorsport (DEU) Christian KROGNES (NOR) / Mikkel JENSEN (DNK) / Nicky CATSBURG (NDL)	BMW M6 GT3	1:42.689	4	4	0.311	0.065	158.52
8	911	Pro	8	KUS Team 75 Bernhard (DEU) Romain DUMAS (FRA) / Dirk WERNER (DEU) / Sven MUELLER (DEU)	Porsche 911 GT3 R	1:42.694	4	4	0.316	0.005	158.52
9	42	Pro	9	BMW Team Schnitzer (DEU) Martin TOMCZYK (DEU) / Sheldon VAN DER LINDE (ZAF) / Augusto FARFUS (BRA)	BMW M6 GT3	1:42.699	9	9	0.321	0.005	158.51
10	20	Pro	10	GPX Racing (UAE) Michael CHRISTENSEN (DNK) / Kevin ESTRE (FRA) / Richard LIETZ (AUT)	Porsche 911 GT3 R	1:42.835	4	4	0.457	0.136	158.30
11	25	Pro	11	Audi Sport Team WRT (BEL) Dries VANTHOOR (BEL) / Kelvin VAN DER LINDE (ZAF) / Frederic VERVISCH (BEL)	Audi R8 LMS GT3 2019	1:42.898	4	4	0.520	0.063	158.20
12	29	Pro	12	Audi Sport Team Land (DEU) Markus WINKELHOCK (DEU) / Christopher MIES (DEU) / Christopher HAASE (DEU)	Audi R8 LMS GT3 2019	1:43.000	3	6	0.622	0.102	158.05
13	108	Pro	13	Bentley Team M-Sport (GBR) Rodrigo BAPTISTA (BRA) / Andy SOUCEK (ESP) / Steven KANE (GBR)	Bentley Continental GT3	1:43.046	3	7	0.668	0.046	157.97
14	107	Pro	14	Bentley Team M-Sport (GBR) Jules GOUNON (FRA) / Maxime SOULET (BEL) / Jordan PEPPER (ZAF)	Bentley Continental GT3	1:43.052	4	5	0.674	0.006	157.97
15	18	Pro	15	KCMG (HKG) Alexandre IMPERATORI (CHE) / Edoardo LIBERATI (ITA) / Oliver JARVIS (GBR)	Nissan GT-R NISMO GT3	1:43.065	2	6	0.687	0.013	157.95
16	62	Pro	16	R-Motorsport (CHE) Ricky COLLARD (GBR) / Hugo de SADELEER (CHE) / Marvin KIRCHHOEFER (DEU)	Aston Martin Vantage AMR GT3	1:43.157	4	8	0.779	0.092	157.80
17	76	Pro	17	R-Motorsport (CHE) Maxime MARTIN (BEL) / Enaam AHMED (GBR) / Jake DENNIS (GBR)	Aston Martin Vantage AMR GT3	1:43.220	9	9	0.842	0.063	157.71
18	6	Silver	1	Black Falcon (DEU) Hubert HAUPT (DEU) / Patrick ASSENHEIMER (DEU) / Sergei AFANASIEV (RUS)	Mercedes-AMG GT3	1:43.333	4	4	0.955	0.113	157.54
19	9	Silver	2	Lechner Racing (AUT) Saul HACK (ZAF) / Lars KERN (DEU) / Dylan PEREIRA (LUX)	Porsche 911 GT3 R	1:43.411	4	4	1.033	0.078	157.42
20	44	Pro	18	Mercedes-AMG Team Strakka Racing (GBR) Gary PAFFETT (GBR) / Lewis WILLIAMSON (GBR) / Tristan VAUTIER (FRA)	Mercedes-AMG GT3	1:43.693	2	6	1.315	0.282	156.99
21	22	Silver	3	WTM Racing powered by Rinaldi (DEU) Leonard WEISS (DEU) / Jochen KRUMBACH (DEU) / David PEREL (ZAF)	Ferrari 488 GT3	1:43.734	2	4	1.356	0.041	156.93
22	36	Am	1	Walkenhorst Motorsport (DEU) Henry WALKENHORST (DEU) / Michael Van ROOYEN (ZAF) / Gennaro BONAFEDE	BMW M6 GT3	1:44.412	2	5	2.034	0.678	155.91
23	40	Am	2	SPS Automotive Performance (DEU) Valentin PIERBURG (DEU) / Tim Torsten MUELLER (DEU) / Miguel RAMOS (PRT)	Mercedes-AMG GT3	1:44.852	4	4	2.474	0.440	155.25
24	188 *	ProAm	1	Garage 59 (GBR) Alex WEST (SWE) / Chris GOODWIN (GBR) / Côme LEDOGAR (FRA)	Aston Martin Vantage AMR GT3	1:45.103	7	7	2.725	0.251	154.88
25	17	Nat	1	Pablo Clark Racing (ZAF) Kishoor PITAMBER (ZAF) / Leonard Charles THOMPSON (ZAF) / Michael STEPHEN	Ferrari 458 Italia GT3	1:45.114	3	4	2.736	0.011	154.87
26	43	ProAm	2	Strakka Racing (GBR) Christina NIELSEN (DNK) / Adrian Henry D'SILVA (MYS) / Dominik BAUMANN (AUT)	Mercedes-AMG GT3	1:47.558	4	7	5.180	2.444	151.35
27	09	Am	3	Team Perfect Circle (ZAF) Franco SCRIBANTE (ZAF) / Silvio SCRIBANTE (ZAF) / Andre BEZUIDENHOUT (ZAF)	Porsche 997 GT3 R	1:48.152	3	4	5.774	0.594	150.52
28	13	Nat	2	Stradale Motorsport (ZAF) Charl ARANGES (ZAF) / Craig JARVIS (ZAF) / Dawie JOUBERT (ZAF)	Lamborghini Huracan GT3 2019	1:49.021	3	4	6.643	0.869	149.32

QUALIFYING LAPTIME (130.0% of 1:42.378) = 2:13.091

\* Car 188 - Best time disallowed for causing a Red Flag

Weather / Track : Overcast / Dry

Kyalami Grand Prix Circuit  
Circuit Length = 4.522 km  
Start: 15:07 Flag 15:26 End: 15:29

Stewards :	Stewards :	Stewards :	Timekeeper :
------------	------------	------------	--------------

Results can be found at [www.tsl-timing.com](http://www.tsl-timing.com)

Printed - 18:19 Friday, 22 November 2019

## Kyalami 9 Hours

### QUALIFYING 2 - CLASSIFICATION BY CLASS - FINAL

#### CLASS : ICGT - Pro

POS	NO	TEAM / DRIVERS	CAR	TIME	ON	LAPS	GAP	DIFF	KPH
1	12	Dinamic Motorsport (ITA) Laurens VANTHOOR (BEL) / Earl BAMBER (NZL) / Matt CAMPBELL (AUS)	Porsche 911 GT3 R	1:42.378	3	4			159.01
2	30	Honda Team Motul (ITA) Marco BONANOMI (ITA) / Bertrand BAGUETTE (BEL) / Dane CAMERON (USA)	Honda NSX GT3 2019	1:42.406	3	3	0.028	0.028	158.96
3	35	KCMG (HKG) Joao Paulo de OLIVEIRA (BRA) / Katsumasa CHIYO (JPN) / Joshua BURDON (AUS)	Nissan GT-R NISMO GT3	1:42.466	4	4	0.088	0.060	158.87
4	10	Mercedes-AMG Team SPS Automotive Performance (DEU) Yelmer BUURMAN (NDL) / Luca STOLZ (DEU) / Maximilian GOETZ (DEU)	Mercedes-AMG GT3	1:42.480	7	7	0.102	0.014	158.85
5	31	Frikadelli Racing Team (DEU) Mathieu JAMINET (FRA) / Dennis OLSEN (NOR) / Nick TANDY (GBR)	Porsche 911 GT3 R	1:42.591	2	4	0.213	0.111	158.68
6	999	Mercedes-AMG Team GruppeM Racing (HKG) Maxi BUHK (DEU) / Maro ENGEL (DEU) / Raffaele MARCIELLO (ITA)	Mercedes-AMG GT3	1:42.624	3	7	0.246	0.033	158.62
7	34	Walkenhorst Motorsport (DEU) Christian KROGNES (NOR) / Mikkel JENSEN (DNK) / Nicky CATSBURG (NDL)	BMW M6 GT3	1:42.689	4	4	0.311	0.065	158.52
8	911	KUS Team 75 Bernhard (DEU) Romain DUMAS (FRA) / Dirk WERNER (DEU) / Sven MUELLER (DEU)	Porsche 911 GT3 R	1:42.694	4	4	0.316	0.005	158.52
9	42	BMW Team Schnitzer (DEU) Martin TOMCZYK (DEU) / Sheldon VAN DER LINDE (ZAF) / Augusto FARFUS (BRA)	BMW M6 GT3	1:42.699	9	9	0.321	0.005	158.51
10	20	GPX Racing (UAE) Michael CHRISTENSEN (DNK) / Kevin ESTRE (FRA) / Richard LIETZ (AUT)	Porsche 911 GT3 R	1:42.835	4	4	0.457	0.136	158.30
11	25	Audi Sport Team WRT (BEL) Dries VANTHOOR (BEL) / Kelvin VAN DER LINDE (ZAF) / Frederic VERVISCH (BEL)	Audi R8 LMS GT3 2019	1:42.898	4	4	0.520	0.063	158.20
12	29	Audi Sport Team Land (DEU) Markus WINKELHOCK (DEU) / Christopher MIES (DEU) / Christopher HAASE (DEU)	Audi R8 LMS GT3 2019	1:43.000	3	6	0.622	0.102	158.05
13	108	Bentley Team M-Sport (GBR) Rodrigo BAPTISTA (BRA) / Andy SOUCEK (ESP) / Steven KANE (GBR)	Bentley Continental GT3	1:43.046	3	7	0.668	0.046	157.97
14	107	Bentley Team M-Sport (GBR) Jules GOUNON (FRA) / Maxime SOULET (BEL) / Jordan PEPPER (ZAF)	Bentley Continental GT3	1:43.052	4	5	0.674	0.006	157.97
15	18	KCMG (HKG) Alexandre IMPERATORI (CHE) / Edoardo LIBERATI (ITA) / Oliver JARVIS (GBR)	Nissan GT-R NISMO GT3	1:43.065	2	6	0.687	0.013	157.95
16	62	R-Motorsport (CHE) Ricky COLLARD (GBR) / Hugo de SADELEER (CHE) / Marvin KIRCHHOEFER (DEU)	Aston Martin Vantage AMR GT3	1:43.157	4	8	0.779	0.092	157.80
17	76	R-Motorsport (CHE) Maxime MARTIN (BEL) / Enaam AHMED (GBR) / Jake DENNIS (GBR)	Aston Martin Vantage AMR GT3	1:43.220	9	9	0.842	0.063	157.71
18	44	Mercedes-AMG Team Strakka Racing (GBR) Gary PAFFETT (GBR) / Lewis WILLIAMSON (GBR) / Tristan VAUTIER (FRA)	Mercedes-AMG GT3	1:43.693	2	6	1.315	0.473	156.99

#### CLASS : ICGT - Am

POS	NO	TEAM / DRIVERS	CAR	TIME	ON	LAPS	GAP	DIFF	KPH
1	36	Walkenhorst Motorsport (DEU) Henry WALKENHORST (DEU) / Michael Van ROOYEN (ZAF) / Gennaro BONAFEDE (ZAF)	BMW M6 GT3	1:44.412	2	5			155.91
2	40	SPS Automotive Performance (DEU) Valentin PIERBURG (DEU) / Tim Torsten MUELLER (DEU) / Miguel RAMOS (PRT)	Mercedes-AMG GT3	1:44.852	4	4	0.440	0.440	155.25
3	09	Team Perfect Circle (ZAF) Franco SCRIBANTE (ZAF) / Silvio SCRIBANTE (ZAF) / Andre BEZUIDENHOUT (ZAF)	Porsche 997 GT3 R	1:48.152	3	4	3.740	3.300	150.52

#### CLASS : ICGT - ProAm

POS	NO	TEAM / DRIVERS	CAR	TIME	ON	LAPS	GAP	DIFF	KPH
1	188 *	Garage 59 (GBR) Alex WEST (SWE) / Chris GOODWIN (GBR) / Côme LEDOGAR (FRA)	Aston Martin Vantage AMR GT3	1:45.103	7	7			154.88
2	43	Strakka Racing (GBR) Christina NIELSEN (DNK) / Adrian Henry D'SILVA (MYS) / Dominik BAUMANN (AUT)	Mercedes-AMG GT3	1:47.558	4	7	2.455	2.455	151.35

Weather / Track : Overcast / Dry

Kyalami Grand Prix Circuit  
Circuit Length = 4.522 km  
Start: 15:07 Flag 15:26 End: 15:29

Stewards :	Stewards :	Stewards :	Timekeeper :
------------	------------	------------	--------------

## Kyalami 9 Hours

### QUALIFYING 2 - CLASSIFICATION BY CLASS - FINAL

#### CLASS : ICGT - Silver

POS	NO	TEAM / DRIVERS	CAR	TIME	ON	LAPS	GAP	DIFF	KPH
1	6	Black Falcon (DEU) Hubert HAUPT (DEU) / Patrick ASSENHEIMER (DEU) / Sergei AFANASIEV (RUS)	Mercedes-AMG GT3	1:43.333	4	4			157.54
2	9	Lechner Racing (AUT) Saul HACK (ZAF) / Lars KERN (DEU) / Dylan PEREIRA (LUX)	Porsche 911 GT3 R	1:43.411	4	4	0.078	0.078	157.42
3	22	WTM Racing powered by Rinaldi (DEU) Leonard WEISS (DEU) / Jochen KRUMBACH (DEU) / David PEREL (ZAF)	Ferrari 488 GT3	1:43.734	2	4	0.401	0.323	156.93

#### CLASS : ICGT - Nat

POS	NO	TEAM / DRIVERS	CAR	TIME	ON	LAPS	GAP	DIFF	KPH
1	17	Pablo Clark Racing (ZAF) Kishoor PITAMBER (ZAF) / Leonard Charles THOMPSON (ZAF) / Michael STEPHEN (ZAF)	Ferrari 458 Italia GT3	1:45.114	3	4			154.87
2	13	Stradale Motorsport (ZAF) Charl ARANGIES (ZAF) / Craig JARVIS (ZAF) / Dawie JOUBERT (ZAF)	Lamborghini Huracan GT3 2019	1:49.021	3	4	3.907	3.907	149.32

\* Car 188 - Best time disallowed for causing a Red Flag

Weather / Track : Overcast / Dry

Kyalami Grand Prix Circuit  
Circuit Length = 4.522 km  
Start: 15:07 Flag 15:26 End: 15:29

Stewards :	Stewards :	Stewards :	Timekeeper :
------------	------------	------------	--------------

# Kyalami 9 Hours

## QUALIFYING 2 - BEST SECTORS

SECTOR 1			SECTOR 2			SECTOR 3			IDEAL / BEST COMPARISON						
POS	NO	NAME	TIME	NO	NAME	TIME	NO	NAME	TIME	POS	NO	NAME	IDEAL	BEST	DIFF
													<b>PERFECT LAP</b>	<b>1:41.897</b>	
1	30	Honda Team Motul	32.043	10	Mercedes-AMG Tea	40.504	30	Honda Team Motul	29.350	1	30	Honda Team Motul	1:42.188	1:42.406	0.218
2	35	KCMG	32.177	12	Dinamic Motorsport	40.592	999	Mercedes-AMG Tea	29.359	2	10	Mercedes-AMG Team	1:42.267	1:42.480	0.213
3	108	Bentley Team M-Sp	32.196	31	Frikadelli Racing Te	40.697	29	Audi Sport Team La	29.362	3	12	Dinamic Motorsport	1:42.362	1:42.378	0.016
4	34	Walkenhorst Motors	32.229	42	BMW Team Schnitz	40.762	10	Mercedes-AMG Tea	29.377	4	35	KCMG	1:42.466	1:42.466	0.000
5	911	KUS Team 75 Bernl	32.282	30	Honda Team Motul	40.795	31	Frikadelli Racing Te	29.399	5	999	Mercedes-AMG Team	1:42.501	1:42.624	0.123
6	18	KCMG	32.303	999	Mercedes-AMG Tea	40.803	34	Walkenhorst Motors	29.407	6	911	KUS Team 75 Bernha	1:42.584	1:42.694	0.110
7	107	Bentley Team M-Sp	32.313	35	KCMG	40.861	6	Black Falcon	29.417	7	42	BMW Team Schnitzer	1:42.589	1:42.699	0.110
8	12	Dinamic Motorsport	32.324	911	KUS Team 75 Bernl	40.871	25	Audi Sport Team WI	29.418	8	31	Frikadelli Racing Tear	1:42.591	1:42.591	0.000
9	42	BMW Team Schnitz	32.328	25	Audi Sport Team WI	40.899	35	KCMG	29.428	9	34	Walkenhorst Motorspc	1:42.657	1:42.689	0.032
10	999	Mercedes-AMG Tea	32.339	20	GPX Racing	40.901	20	GPX Racing	29.428	10	108	Bentley Team M-Spor	1:42.720	1:43.046	0.326
11	10	Mercedes-AMG Tea	32.386	29	Audi Sport Team La	40.933	911	KUS Team 75 Bernl	29.431	11	20	GPX Racing	1:42.722	1:42.835	0.113
12	20	GPX Racing	32.393	44	Mercedes-AMG Tea	40.958	12	Dinamic Motorsport	29.446	12	29	Audi Sport Team Lanc	1:42.810	1:43.000	0.190
13	62	R-Motorsport	32.435	34	Walkenhorst Motors	41.021	108	Bentley Team M-Sp	29.461	13	25	Audi Sport Team WR1	1:42.842	1:42.898	0.056
14	6	Black Falcon	32.476	76	R-Motorsport	41.059	42	BMW Team Schnitz	29.499	14	6	Black Falcon	1:42.960	1:43.333	0.373
15	31	Frikadelli Racing Te	32.495	108	Bentley Team M-Sp	41.063	107	Bentley Team M-Sp	29.516	15	107	Bentley Team M-Spor	1:43.017	1:43.052	0.035
16	76	R-Motorsport	32.513	6	Black Falcon	41.067	76	R-Motorsport	29.550	16	18	KCMG	1:43.026	1:43.065	0.039
17	29	Audi Sport Team La	32.515	62	R-Motorsport	41.098	9	Lechner Racing	29.562	17	62	R-Motorsport	1:43.099	1:43.157	0.058
18	25	Audi Sport Team WI	32.525	18	KCMG	41.114	62	R-Motorsport	29.566	18	76	R-Motorsport	1:43.122	1:43.220	0.098
19	9	Lechner Racing	32.557	107	Bentley Team M-Sp	41.188	18	KCMG	29.609	19	44	Mercedes-AMG Team	1:43.130	1:43.693	0.563
20	44	Mercedes-AMG Tea	32.560	9	Lechner Racing	41.238	44	Mercedes-AMG Tea	29.612	20	9	Lechner Racing	1:43.357	1:43.411	0.054
21	22	WTM Racing poweri	32.665	22	WTM Racing poweri	41.265	22	WTM Racing poweri	29.654	21	22	WTM Racing powered	1:43.584	1:43.734	0.150
22	188	Garage 59	32.683	36	Walkenhorst Motors	41.299	36	Walkenhorst Motors	29.864	22	36	Walkenhorst Motorspc	1:43.890	1:44.412	0.522
23	36	Walkenhorst Motors	32.727	188	Garage 59	41.605	188	Garage 59	29.988	23	188	Garage 59	1:44.276	1:45.103	0.827
24	40	SPS Automotive Pei	32.969	40	SPS Automotive Pei	41.702	17	Pablo Clark Racing	30.092	24	40	SPS Automotive Perfc	1:44.840	1:44.852	0.012
25	17	Pablo Clark Racing	33.020	17	Pablo Clark Racing	41.954	40	SPS Automotive Pei	30.169	25	17	Pablo Clark Racing	1:45.066	1:45.114	0.048
26	43	Strakka Racing	33.392	43	Strakka Racing	42.984	43	Strakka Racing	30.353	26	43	Strakka Racing	1:46.729	1:47.558	0.829
27	09	Team Perfect Circle	33.707	09	Team Perfect Circle	43.482	09	Team Perfect Circle	30.963	27	09	Team Perfect Circle	1:48.152	1:48.152	0.000
28	13	Stradale Motorsport	33.980	13	Stradale Motorsport	43.616	13	Stradale Motorsport	31.425	28	13	Stradale Motorsport	1:49.021	1:49.021	0.000

Weather / Track : Overcast / Dry

Results can be found at [www.tsl-timing.com](http://www.tsl-timing.com)

Kyalami Grand Prix Circuit

Circuit Length = 4.522 km

Start: 15:07 Flag 15:26 End: 15:29

Printed - 15:32 Friday, 22 November 2019



## Kyalami 9 Hours

### QUALIFYING 2 - BEST SPEEDS

POS	NO	NAME	VMAX	KPH
1	108	Bentley Team M-Sport		246.5
2	42	BMW Team Schnitzer		243.7
3	18	KCMG		243.7
4	36	Walkenhorst Motorsport		243.7
5	62	R-Motorsport		242.6
6	76	R-Motorsport		241.6
7	107	Bentley Team M-Sport		240.5
8	188	Garage 59		240.5
9	30	Honda Team Motul		238.9
10	999	Mercedes-AMG Team GruppeM Racing		238.4
11	34	Walkenhorst Motorsport		238.4
12	35	KCMG		237.3
13	10	Mercedes-AMG Team SPS Automotive Performance		236.8
14	17	Pablo Clark Racing		236.8
15	29	Audi Sport Team Land		236.3
16	43	Strakka Racing		236.3
17	09	Team Perfect Circle		235.8
18	31	Frikadelli Racing Team		235.2
19	44	Mercedes-AMG Team Strakka Racing		234.7
20	911	KUS Team 75 Bernhard		234.2
21	22	WTM Racing powered by Rinaldi		234.2
22	12	Dinamic Motorsport		233.7
23	6	Black Falcon		233.7
24	20	GPX Racing		233.2
25	9	Lechner Racing		233.2
26	25	Audi Sport Team WRT		232.7
27	40	SPS Automotive Performance		231.2
28	13	Stradale Motorsport		231.2

Weather / Track : Overcast / Dry

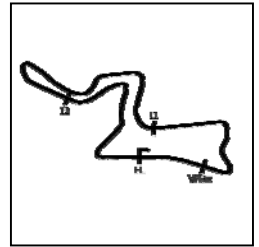
Results can be found at [www.tsl-timing.com](http://www.tsl-timing.com)

Kyalami Grand Prix Circuit  
Circuit Length = 4.522 km  
Start: 15:07 Flag 15:26 End: 15:29

Printed - 15:39 Friday, 22 November 2019

# Kyalami 9 Hours

## QUALIFYING 2 - SECTOR ANALYSIS



SECTOR 1 = FL to I1, SECTOR 2 = I1 to I2 SECTOR 3 = I2 to I3, SECTOR 4 = I3 to FL, DIFF = Difference To Personal Best Lap, P = Crossed Finish Line in Pit Lane, D = Time Disallowed

P1 12 Pro		Dinamic Motorsport			Porsche 911 GT3 R				
IDEAL LAP TIME : 1:42.362		BEST LAP TIME : 1:42.378			DIFFERENCE : 0.016				
D1: Laurens VANTHOOR		D2: Earl BAMBER			D3: Matt CAMPBELL				
LAP	SECTOR 1	SECTOR 2	SECTOR 3	SPEED TRAP	LAP TIME	KPH	DIFF	TIME OF DAY	
1 - D2	OUTLAP	43.049	31.730	171.4	191.8	1:56.215	140.07	13.837	15:09:00.574
2 - D2	33.249	41.720	35.633	173.6	224.0	1:50.602 (3)	147.18	8.224	15:10:51.176
3 - D2	32.340	40.592	29.446	173.6	231.7	1:42.378 (1)	159.01		15:12:33.554
4 - D2	32.324	42.849	29.745	174.1	233.7	1:44.918 (2)	155.16	2.540	15:14:18.472

P2 30 Pro		Honda Team Motul			Honda NSX GT3 2019				
IDEAL LAP TIME : 1:42.188		BEST LAP TIME : 1:42.406			DIFFERENCE : 0.218				
D1: Marco BONANOMI		D2: Bertrand BAGUETTE			D3: Dane CAMERON				
LAP	SECTOR 1	SECTOR 2	SECTOR 3	SPEED TRAP	LAP TIME	KPH	DIFF	TIME OF DAY	
1 - D2	OUTLAP	45.544	34.396	177.0	200.3	2:01.216	134.29	18.810	15:10:35.551
2 - D2	32.301	40.795	29.350	177.9	237.3	1:42.446 (2)	158.90	0.040	15:12:17.997
3 - D2	32.043	40.953	29.410	178.2	237.8	1:42.406 (1)	158.96		15:14:00.403

P3 35 Pro		KCMG			Nissan GT-R NISMO GT3				
IDEAL LAP TIME : 1:42.466		BEST LAP TIME : 1:42.466			DIFFERENCE : 0.000				
D1: Joao Paulo de OLIVEIRA		D2: Katsumasa CHIYO			D3: Joshua BURDON				
LAP	SECTOR 1	SECTOR 2	SECTOR 3	SPEED TRAP	LAP TIME	KPH	DIFF	TIME OF DAY	
1 - D2	OUTLAP	49.517	32.541	176.4	123.2	2:25.798	111.65	43.332	15:09:56.306
2 - D2	32.464	41.049	29.574	177.3	235.2	1:43.087 (2)	157.91	0.621	15:11:39.393
3 - D2	32.347	42.337	30.207	177.0	235.2	1:44.891 (3)	155.20	2.425	15:13:24.284
4 - D2	32.177	40.861	29.428	177.6	237.3	1:42.466 (1)	158.87		15:15:06.750

P4 10 Pro		Mercedes-AMG Team SPS Automotive Perf			Mercedes-AMG GT3				
IDEAL LAP TIME : 1:42.267		BEST LAP TIME : 1:42.480			DIFFERENCE : 0.213				
D1: Yelmer BUURMAN		D2: Luca STOLZ			D3: Maximilian GOETZ				
LAP	SECTOR 1	SECTOR 2	SECTOR 3	SPEED TRAP	LAP TIME	KPH	DIFF	TIME OF DAY	
1 - D2	OUTLAP	44.647	33.359	173.3	103.3	2:08.135	127.04	25.655	15:09:27.922
2 - D2	33.052	42.271	29.479	174.1	231.2	1:44.802 (3)	155.33	2.322	15:11:12.724
3 - D2	32.386	40.823	29.377	173.9	230.7	1:42.586 (2)	158.68	0.106	15:12:55.310
4 - D2	32.476	42.854	32.442	174.4	232.7	1:47.772	151.05	5.292	15:14:43.082
5 - D2	32.470	41.031	IN PIT		232.7	6:08.292 P	44.20	4:25.812	15:20:51.374
6 - D2	OUTLAP	42.399	34.011	175.8	206.8	1:55.240	141.26	12.760	15:22:46.614
7 - D2	32.386	40.504	29.590	176.7	233.7	1:42.480 (1)	158.85		15:24:29.094

P5 31 Pro		Frikadelli Racing Team			Porsche 911 GT3 R				
IDEAL LAP TIME : 1:42.591		BEST LAP TIME : 1:42.591			DIFFERENCE : 0.000				
D1: Mathieu JAMINET		D2: Dennis OLSEN			D3: Nick TANDY				
LAP	SECTOR 1	SECTOR 2	SECTOR 3	SPEED TRAP	LAP TIME	KPH	DIFF	TIME OF DAY	
1 - D2	32.649	40.894	29.519	173.3	233.7	1:43.062 (3)	157.95	0.471	15:10:36.687
2 - D2	32.495	40.697	29.399	173.6	234.2	1:42.591 (1)	158.68		15:12:19.278
3 - D2	32.524	40.799	29.415	173.9	233.7	1:42.738 (2)	158.45	0.147	15:14:02.016
4 - D2	33.011	42.974	29.627	174.1	235.2	1:45.612	154.14	3.021	15:15:47.628

P6 999 Pro		Mercedes-AMG Team GruppeM Racing			Mercedes-AMG GT3				
IDEAL LAP TIME : 1:42.501		BEST LAP TIME : 1:42.624			DIFFERENCE : 0.123				
D1: Maxi BUHK		D2: Maro ENGEL			D3: Raffaele MARCIELLO				
LAP	SECTOR 1	SECTOR 2	SECTOR 3	SPEED TRAP	LAP TIME	KPH	DIFF	TIME OF DAY	
1 - D2	OUTLAP	44.055	34.148	174.4	198.8	1:59.469	136.26	16.845	15:10:10.024
2 - D2	32.593	40.895	29.388	174.7	232.2	1:42.876 (2)	158.24	0.252	15:11:52.900
3 - D2	32.410	40.855	29.359	173.6	233.2	1:42.624 (1)	158.62		15:13:35.524
4 - D2	33.667	42.410	31.666	176.1	234.7	1:47.743	151.09	5.119	15:15:23.267
5 - D2	32.339	1:08.669	IN PIT		235.2	5:29.562 P	49.39	3:46.938	15:20:52.829
6 - D2	OUTLAP	43.021	34.316	175.8	206.5	1:56.034	140.29	13.410	15:22:48.863
7 - D2	32.608	40.803	30.953	177.3	234.7	1:44.364 (3)	155.98	1.740	15:24:33.227

Weather / Track : Overcast / Dry

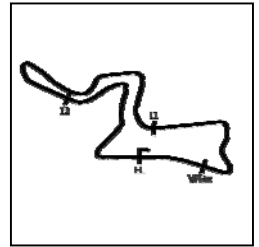
Kyalami Grand Prix Circuit

Circuit Length = 4.522 km

Start: 15:07 Flag 15:26 End: 15:29

# Kyalami 9 Hours

## QUALIFYING 2 - SECTOR ANALYSIS



SECTOR 1 = FL to I1, SECTOR 2 = I1 to I2 SECTOR 3 = I2 to I3, SECTOR 4 = I3 to FL, DIFF = Difference To Personal Best Lap, P = Crossed Finish Line in Pit Lane, D = Time Disallowed

P7 34 Pro Walkenhorst Motorsport		BMW M6 GT3							
IDEAL LAP TIME : 1:42.657		BEST LAP TIME : 1:42.689		DIFFERENCE : 0.032					
D1: Christian KROGNES		D2: Mikkel JENSEN		D3: Nicky CATSBURG					
LAP	SECTOR 1	SECTOR 2	SECTOR 3	SPEED TRAP	LAP TIME	KPH	DIFF	TIME OF DAY	
1 - D2	OUTLAP	43.257	31.905	173.0	192.8	1:57.038	139.09	14.349	15:10:38.218
2 - D2	34.170	41.510	31.805	175.6	158.1	1:47.485 (3)	151.45	4.796	15:12:25.703
3 - D2	32.279	41.548	29.407	175.8	237.3	1:43.234 (2)	157.69	0.545	15:14:08.937
4 - D2	32.229	41.021	29.439	175.8	237.3	1:42.689 (1)	158.52		15:15:51.626

P8 911 Pro KUS Team 75 Bernhard		Porsche 911 GT3 R							
IDEAL LAP TIME : 1:42.584		BEST LAP TIME : 1:42.694		DIFFERENCE : 0.110					
D1: Romain DUMAS		D2: Dirk WERNER		D3: Sven MUELLER					
LAP	SECTOR 1	SECTOR 2	SECTOR 3	SPEED TRAP	LAP TIME	KPH	DIFF	TIME OF DAY	
1 - D2	OUTLAP	43.566	31.357	173.3	140.0	2:08.681	126.50	25.987	15:09:16.573
2 - D2	32.564	40.957	29.464	173.3	231.2	1:42.985 (3)	158.07	0.291	15:10:59.558
3 - D2	32.282	40.871	29.730	174.4	232.7	1:42.883 (2)	158.23	0.189	15:12:42.441
4 - D2	32.380	40.883	29.431	174.1	234.2	1:42.694 (1)	158.52		15:14:25.135

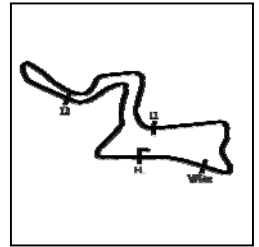
P9 42 Pro BMW Team Schnitzer		BMW M6 GT3							
IDEAL LAP TIME : 1:42.589		BEST LAP TIME : 1:42.699		DIFFERENCE : 0.110					
D1: Martin TOMCZYK		D2: Sheldon VAN DER LINDE		D3: Augusto FARFUS					
LAP	SECTOR 1	SECTOR 2	SECTOR 3	SPEED TRAP	LAP TIME	KPH	DIFF	TIME OF DAY	
1 - D2	OUTLAP	43.359	30.027	175.6	110.7	2:04.170	131.10	21.471	15:09:21.024
2 - D2	32.462	41.078	IN PIT	237.3	2:27.269 P	110.54	44.570		15:11:48.293
3 - D2	OUTLAP	42.160	30.364	173.0	201.8	1:53.539	143.37	10.840	15:13:41.832
4 - D2	32.855	41.065	29.576	176.1	236.3	1:43.496	157.29	0.797	15:15:25.328
5 - D2	32.771	1:11.286	IN PIT	240.0	5:24.123 P	50.22	3:41.424		15:20:49.451
6 - D2	OUTLAP	42.940	31.908	177.6	196.7	1:54.545	142.12	11.846	15:22:43.996
7 - D2	32.344	40.762	29.716	177.6	238.9	1:42.822 (2)	158.32	0.123	15:24:26.818
8 - D2	32.408	41.079	29.619	178.2	243.7	1:43.106 (3)	157.88	0.407	15:26:09.924
9 - D2	32.328	40.872	29.499	177.9	243.2	1:42.699 (1)	158.51		15:27:52.623

P10 20 Pro GPX Racing		Porsche 911 GT3 R							
IDEAL LAP TIME : 1:42.722		BEST LAP TIME : 1:42.835		DIFFERENCE : 0.113					
D1: Michael CHRISTENSEN		D2: Kevin ESTRE		D3: Richard LIETZ					
LAP	SECTOR 1	SECTOR 2	SECTOR 3	SPEED TRAP	LAP TIME	KPH	DIFF	TIME OF DAY	
1 - D2	32.393	40.979	29.507	171.7	232.2	1:42.879 (2)	158.23	0.044	15:10:38.977
2 - D2	32.452	41.419	29.428	173.6	232.2	1:43.299 (3)	157.59	0.464	15:12:22.276
3 - D2	32.558	41.761	29.736	173.6	232.2	1:44.055	156.44	1.220	15:14:06.331
4 - D2	32.471	40.901	29.463	172.8	233.2	1:42.835 (1)	158.30		15:15:49.166

P11 25 Pro Audi Sport Team WRT		Audi R8 LMS GT3 2019							
IDEAL LAP TIME : 1:42.842		BEST LAP TIME : 1:42.898		DIFFERENCE : 0.056					
D1: Dries VANTHOOR		D2: Kelvin VAN DER LINDE		D3: Frederic VERVISCH					
LAP	SECTOR 1	SECTOR 2	SECTOR 3	SPEED TRAP	LAP TIME	KPH	DIFF	TIME OF DAY	
1 - D2	OUTLAP	43.577	30.121	173.3	112.7	2:04.011	131.27	21.113	15:09:21.559
2 - D2	32.525	41.066	29.524	174.4	231.2	1:43.115 (2)	157.87	0.217	15:11:04.674
3 - D2	32.737	40.899	29.481	173.0	232.7	1:43.117 (3)	157.87	0.219	15:12:47.791
4 - D2	32.537	40.943	29.418	173.3	231.2	1:42.898 (1)	158.20		15:14:30.689

# Kyalami 9 Hours

## QUALIFYING 2 - SECTOR ANALYSIS



SECTOR 1 = FL to I1, SECTOR 2 = I1 to I2, SECTOR 3 = I2 to I3, SECTOR 4 = I3 to FL, DIFF = Difference To Personal Best Lap, P = Crossed Finish Line in Pit Lane, D = Time Disallowed

P12 29 Pro		Audi Sport Team Land		Audi R8 LMS GT3 2019					
IDEAL LAP TIME : 1:42.810		BEST LAP TIME : 1:43.000		DIFFERENCE : 0.190					
D1: Markus WINKELHOCK		D2: Christopher MIES		D3: Christopher HAASE					
LAP	SECTOR 1	SECTOR 2	SECTOR 3	SPEED TRAP	LAP TIME	KPH	DIFF	TIME OF DAY	
1 - D2	OUTLAP	42.541	29.942	171.7	135.6	2:06.934	128.24	23.934	15:09:13.998
2 - D2	32.758	41.422	29.660	172.2	229.7	1:43.840 <b>(3)</b>	156.77	0.840	15:10:57.838
3 - D2	32.634	<b>40.933</b>	29.433	172.5	231.7	<b>1:43.000 (1)</b>	<b>158.05</b>		<b>15:12:40.838</b>
4 - D2	32.530	41.291	<b>29.362</b>	173.9	231.7	1:43.183 <b>(2)</b>	157.77	0.183	15:14:24.021
5 - D2	OUTLAP	41.124	30.097	174.4	204.1	8:10.120	33.21	6:27.120	15:22:34.141
6 - D2	32.858	41.409	30.535	<b>175.3</b>	233.7	1:44.802	155.33	1.802	15:24:18.943

P13 108 Pro		Bentley Team M-Sport		Bentley Continental GT3					
IDEAL LAP TIME : 1:42.720		BEST LAP TIME : 1:43.046		DIFFERENCE : 0.326					
D1: Rodrigo BAPTISTA		D2: Andy SOUCEK		D3: Steven KANE					
LAP	SECTOR 1	SECTOR 2	SECTOR 3	SPEED TRAP	LAP TIME	KPH	DIFF	TIME OF DAY	
1 - D2	OUTLAP	42.962	34.698	177.6	107.2	2:05.553	129.65	22.507	15:09:59.739
2 - D2	32.683	41.275	<b>29.461</b>	178.5	237.8	1:43.419 <b>(2)</b>	157.41	0.373	15:11:43.158
3 - D2	32.198	41.377	29.471	178.8	240.0	<b>1:43.046 (1)</b>	<b>157.97</b>		<b>15:13:26.204</b>
4 - D2	37.705	45.353	30.928	179.4	241.0	1:53.986	142.81	10.940	15:15:20.190
5 - D2	<b>32.196</b>	54.117	IN PIT	241.0	5:39.521	<b>P</b>	47.94	3:56.475	15:20:59.711
6 - D2	OUTLAP	42.131	30.657	178.8	211.7	1:51.266	146.30	8.220	15:22:50.977
7 - D2	32.403	<b>41.063</b>	30.147	<b>181.2</b>	242.1	1:43.613 <b>(3)</b>	157.11	0.567	15:24:34.590

P14 107 Pro		Bentley Team M-Sport		Bentley Continental GT3					
IDEAL LAP TIME : 1:43.017		BEST LAP TIME : 1:43.052		DIFFERENCE : 0.035					
D1: Jules GOUNON		D2: Maxime SOULET		D3: Jordan PEPPER					
LAP	SECTOR 1	SECTOR 2	SECTOR 3	SPEED TRAP	LAP TIME	KPH	DIFF	TIME OF DAY	
1 - D2	OUTLAP	47.849	32.995	178.2	149.7	2:06.486	128.70	23.434	15:10:07.188
2 - D2	32.355	41.260	<b>29.516</b>	177.9	239.4	1:43.131 <b>(2)</b>	157.84	0.079	15:11:50.319
3 - D2	<b>32.313</b>	41.396	29.678	177.6	240.0	1:43.387 <b>(3)</b>	157.45	0.335	15:13:33.706
4 - D2	32.336	<b>41.188</b>	29.528	<b>178.8</b>	<b>240.5</b>	<b>1:43.052 (1)</b>	<b>157.97</b>		<b>15:15:16.758</b>
5 - D2	32.498	52.918	IN PIT	<b>240.5</b>	5:38.240	<b>P</b>	48.12	3:55.188	15:20:54.998

P15 18 Pro		KCMG		Nissan GT-R NISMO GT3					
IDEAL LAP TIME : 1:43.026		BEST LAP TIME : 1:43.065		DIFFERENCE : 0.039					
D1: Alexandre IMPERATORI		D2: Edoardo LIBERATI		D3: Oliver JARVIS					
LAP	SECTOR 1	SECTOR 2	SECTOR 3	SPEED TRAP	LAP TIME	KPH	DIFF	TIME OF DAY	
1 - D2	OUTLAP	46.103	33.316	176.1	99.8	2:28.811	109.39	45.746	15:10:04.363
2 - D2	<b>32.303</b>	41.153	<b>29.609</b>	176.7	234.7	<b>1:43.065 (1)</b>	<b>157.95</b>		<b>15:11:47.428</b>
3 - D2	32.345	41.193	29.620	175.8	235.8	1:43.158 <b>(2)</b>	157.80	0.093	15:13:30.586
4 - D2	32.434	<b>41.114</b>	29.667	177.0	236.3	1:43.215 <b>(3)</b>	157.72	0.150	15:15:13.801
5 - D2	36.690	54.750	IN PIT	184.3	5:54.584	<b>P</b>	45.91	4:11.519	15:21:08.385
6 - D2	OUTLAP	48.758	30.431	<b>179.7</b>	162.4	2:06.083	129.11	23.018	15:23:14.468

P16 62 Pro		R-Motorsport		Aston Martin Vantage AMR GT3					
IDEAL LAP TIME : 1:43.099		BEST LAP TIME : 1:43.157		DIFFERENCE : 0.058					
D1: Ricky COLLARD		D2: Hugo de SADELEER		D3: Marvin KIRCHHOEFER					
LAP	SECTOR 1	SECTOR 2	SECTOR 3	SPEED TRAP	LAP TIME	KPH	DIFF	TIME OF DAY	
1 - D2	OUTLAP	47.345	33.608	170.6	114.0	2:15.088	120.50	31.931	15:09:28.925
2 - D2	34.621	43.879	33.145	175.0	234.2	1:51.645	145.81	8.488	15:11:20.570
3 - D2	37.113	42.695	30.931	175.0	236.8	1:50.739	147.00	7.582	15:13:11.309
4 - D2	<b>32.435</b>	41.156	<b>29.566</b>	175.0	237.3	<b>1:43.157 (1)</b>	<b>157.80</b>		<b>15:14:54.466</b>
5 - D2	32.650	45.476	IN PIT	237.8	6:01.975	<b>P</b>	44.97	4:18.818	15:20:56.441
6 - D2	OUTLAP	43.764	31.552	176.7	184.9	1:57.131	138.98	13.974	15:22:53.572
7 - D2	32.785	41.980	29.973	<b>177.9</b>	240.0	1:44.738 <b>(3)</b>	155.42	1.581	15:24:38.310
8 - D2	32.624	<b>41.098</b>	29.642	<b>177.9</b>	<b>242.6</b>	1:43.364 <b>(2)</b>	157.49	0.207	15:26:21.674

Weather / Track : Overcast / Dry

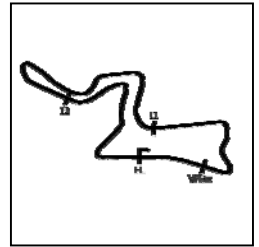
Kyalami Grand Prix Circuit

Circuit Length = 4.522 km

Start: 15:07 Flag 15:26 End: 15:29

# Kyalami 9 Hours

## QUALIFYING 2 - SECTOR ANALYSIS



SECTOR 1 = FL to I1, SECTOR 2 = I1 to I2 SECTOR 3 = I2 to I3, SECTOR 4 = I3 to FL, DIFF = Difference To Personal Best Lap, P = Crossed Finish Line in Pit Lane, D = Time Disallowed

P17 76 Pro R-Motorsport		Aston Martin Vantage AMR GT3							
IDEAL LAP TIME : 1:43.122		BEST LAP TIME : 1:43.220		DIFFERENCE : 0.098					
D1: Maxime MARTIN		D2: Enaam AHMED		D3: Jake DENNIS					
LAP	SECTOR 1	SECTOR 2	SECTOR 3	SPEED TRAP	LAP TIME	KPH	DIFF	TIME OF DAY	
1 - D2	OUTLAP	46.257	33.131	170.8	119.3	2:14.527	121.01	31.307	15:09:25.480
2 - D2	34.721	45.317	30.375	175.6	233.7	1:50.413	147.43	7.193	15:11:15.893
3 - D2	33.217	42.377	32.344	175.3	236.8	1:47.938	150.81	4.718	15:13:03.831
4 - D2	<b>32.513</b>	41.464	29.779	176.1	237.3	1:43.756 <b>(2)</b>	156.89	0.536	15:14:47.587
5 - D2	32.599	41.271	IN PIT		238.4	5:59.761 <b>P</b>	45.25	4:16.541	15:20:47.348
6 - D2	OUTLAP	42.740	30.079	176.7	198.1	1:54.341	142.37	11.121	15:22:41.689
7 - D2	33.000	<b>41.059</b>	29.972	174.1	236.3	1:44.031 <b>(3)</b>	156.48	0.811	15:24:25.720
8 - D2	32.856	44.018	31.473	<b>178.5</b>	239.4	1:48.347	150.25	5.127	15:26:14.067
9 - D2	32.565	41.105	<b>29.550</b>	177.6	<b>241.6</b>	<b>1:43.220 (1)</b>	<b>157.71</b>		<b>15:27:57.287</b>

P18 6 Silver Black Falcon		Mercedes-AMG GT3							
IDEAL LAP TIME : 1:42.960		BEST LAP TIME : 1:43.333		DIFFERENCE : 0.373					
D1: Hubert HAUPT		D2: Patrick ASSENHEIMER		D3: Sergei AFANASIEV					
LAP	SECTOR 1	SECTOR 2	SECTOR 3	SPEED TRAP	LAP TIME	KPH	DIFF	TIME OF DAY	
1 - D2	OUTLAP	44.347	32.556	173.6	183.9	1:57.673	138.34	14.340	15:09:03.374
2 - D2	32.672	<b>41.067</b>	29.679	173.9	230.2	1:43.418 <b>(2)</b>	157.41	0.085	15:10:46.792
3 - D2	32.508	41.866	30.987	<b>175.3</b>	232.2	1:45.361 <b>(3)</b>	154.50	2.028	15:12:32.153
4 - D2	<b>32.476</b>	41.345	29.512	175.0	<b>233.7</b>	<b>1:43.333 (1)</b>	<b>157.54</b>		<b>15:14:15.486</b>

P19 9 Silver Lechner Racing		Porsche 911 GT3 R							
IDEAL LAP TIME : 1:43.357		BEST LAP TIME : 1:43.411		DIFFERENCE : 0.054					
D1: Saul HACK		D2: Lars KERN		D3: Dylan PEREIRA					
LAP	SECTOR 1	SECTOR 2	SECTOR 3	SPEED TRAP	LAP TIME	KPH	DIFF	TIME OF DAY	
1 - D2	OUTLAP	45.858	33.044	173.9	103.2	2:07.730	127.45	24.319	15:09:34.305
2 - D2	32.793	<b>41.238</b>	29.672	173.0	231.2	1:43.703 <b>(2)</b>	156.97	0.292	15:11:18.008
3 - D2	32.908	42.281	32.231	<b>175.3</b>	232.2	1:47.420 <b>(3)</b>	151.54	4.009	15:13:05.428
4 - D2	<b>32.557</b>	41.292	<b>29.562</b>	173.6	<b>233.2</b>	<b>1:43.411 (1)</b>	<b>157.42</b>		<b>15:14:48.839</b>

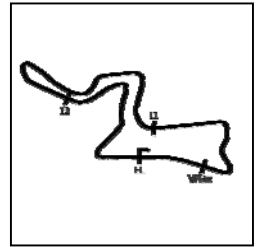
P20 44 Pro Mercedes-AMG Team Strakka Racing		Mercedes-AMG GT3							
IDEAL LAP TIME : 1:43.130		BEST LAP TIME : 1:43.693		DIFFERENCE : 0.563					
D1: Gary PAFFETT		D2: Lewis WILLIAMSON		D3: Tristan VAUTIER					
LAP	SECTOR 1	SECTOR 2	SECTOR 3	SPEED TRAP	LAP TIME	KPH	DIFF	TIME OF DAY	
1 - D2	OUTLAP	48.051	32.662	173.6	101.4	2:08.676	126.51	24.983	15:09:33.156
2 - D2	32.784	41.236	29.673	173.0	230.7	<b>1:43.693 (1)</b>	<b>156.99</b>		<b>15:11:16.849</b>
3 - D2	32.628	41.692	<b>29.612</b>	173.9	232.2	1:43.932 <b>(2)</b>	156.63	0.239	15:13:00.781
4 - D2	<b>32.560</b>	41.681	30.856	175.0	232.7	1:45.097 <b>(3)</b>	154.89	1.404	15:14:45.878
5 - D2	32.741	41.685	IN PIT		233.7	7:15.875 <b>P</b>	37.34	5:32.182	15:22:01.753
6 - D2	OUTLAP	41.988	29.930	<b>175.3</b>	206.1	1:50.192	147.73	6.499	15:23:51.945

P21 22 Silver WTM Racing powered by Rinaldi		Ferrari 488 GT3							
IDEAL LAP TIME : 1:43.584		BEST LAP TIME : 1:43.734		DIFFERENCE : 0.150					
D1: Leonard WEISS		D2: Jochen KRUMBACH		D3: David PEREL					
LAP	SECTOR 1	SECTOR 2	SECTOR 3	SPEED TRAP	LAP TIME	KPH	DIFF	TIME OF DAY	
1 - D2	OUTLAP	45.539	30.939	<b>174.7</b>	124.4	2:10.105	125.12	26.371	15:09:22.894
2 - D2	32.815	<b>41.265</b>	<b>29.654</b>	173.3	233.7	<b>1:43.734 (1)</b>	<b>156.93</b>		<b>15:11:06.628</b>
3 - D2	<b>32.665</b>	41.387	29.766	173.9	233.2	1:43.818 <b>(2)</b>	156.80	0.084	15:12:50.446
4 - D2	32.741	41.497	29.687	173.9	233.2	1:43.925 <b>(3)</b>	156.64	0.191	15:14:34.371

Weather / Track : Overcast / Dry

# Kyalami 9 Hours

## QUALIFYING 2 - SECTOR ANALYSIS



SECTOR 1 = FL to I1, SECTOR 2 = I1 to I2 SECTOR 3 = I2 to I3, SECTOR 4 = I3 to FL, DIFF = Difference To Personal Best Lap, P = Crossed Finish Line in Pit Lane, D = Time Disallowed

P22 36 Am Walkenhorst Motorsport		BMW M6 GT3							
IDEAL LAP TIME : 1:43.890		BEST LAP TIME : 1:44.412		DIFFERENCE : 0.522					
D1: Henry WALKENHORST		D2: Michael Von ROOYEN		D3: Gennaro BONAFEDE					
LAP	SECTOR 1	SECTOR 2	SECTOR 3	SPEED TRAP	LAP TIME	KPH	DIFF	TIME OF DAY	
1 - D2	OUTLAP	45.903	30.947	173.9	197.0	2:01.094	134.43	16.682	15:10:43.760
2 - D2	32.882	41.545	29.985	175.0	235.2	<b>1:44.412 (1)</b>	<b>155.91</b>		<b>15:12:28.172</b>
3 - D2	34.632	46.553	30.233	175.3	235.8	1:51.418 <b>(2)</b>	146.10	7.006	15:14:19.590
4 - D2	1:06.625	1:20.025	IN PIT		76.7	7:04.102 <b>P</b>	38.38	5:19.690	15:21:23.692
5 - D2	OUTLAP	42.918	31.020	<b>178.5</b>	198.1	1:53.779	143.07	9.367	15:23:17.471

P23 40 Am SPS Automotive Performance		Mercedes-AMG GT3							
IDEAL LAP TIME : 1:44.840		BEST LAP TIME : 1:44.852		DIFFERENCE : 0.012					
D1: Valentin PIERBURG		D2: Tim Torsten MUELLER		D3: Miguel RAMOS					
LAP	SECTOR 1	SECTOR 2	SECTOR 3	SPEED TRAP	LAP TIME	KPH	DIFF	TIME OF DAY	
1 - D2	OUTLAP	47.678	32.442	171.7	96.0	2:11.597	123.70	26.745	15:09:35.195
2 - D2	33.863	42.523	30.557	<b>173.0</b>	229.2	1:46.943 <b>(3)</b>	152.22	2.091	15:11:22.138
3 - D2	33.008	42.158	30.465	172.2	230.2	1:45.631 <b>(2)</b>	154.11	0.779	15:13:07.769
4 - D2	32.981	<b>41.702</b>	<b>30.169</b>	172.5	230.2	<b>1:44.852 (1)</b>	<b>155.25</b>		<b>15:14:52.621</b>

P24 188 ProAm Garage 59		Aston Martin Vantage AMR GT3							
IDEAL LAP TIME : 1:44.276		BEST LAP TIME : 1:45.103		DIFFERENCE : 0.827					
D1: Alex WEST		D2: Chris GOODWIN		D3: Come LEDOGAR					
LAP	SECTOR 1	SECTOR 2	SECTOR 3	SPEED TRAP	LAP TIME	KPH	DIFF	TIME OF DAY	
1 - D2	OUTLAP	43.286	31.486	172.8	129.8	2:09.501	125.70	24.398	15:09:18.548
2 - D2	33.305	41.909	30.489	173.3	233.2	1:45.703 <b>(2)</b>	154.00	0.600	15:11:04.251
3 - D2	34.028	44.433	31.106	174.4	235.2	1:49.567 <b>(3)</b>	148.57	4.464	15:12:53.818
4 - D2	<b>32.683</b>	<b>41.605</b>	<b>29.988</b>	174.1	235.8	<b>1:44.276 D</b>	156.11		15:14:38.094
5 - D2	32.724	5:00.258	IN PIT		236.3	6:27.079 <b>P</b>	42.05	4:41.976	15:21:05.173
6 - D2	OUTLAP	42.567	30.683	<b>175.6</b>	198.5	1:54.036	142.75	8.933	15:22:59.209
7 - D2	32.797	41.817	30.489	<b>175.6</b>	<b>240.5</b>	<b>1:45.103 (1)</b>	<b>154.88</b>		<b>15:24:44.312</b>

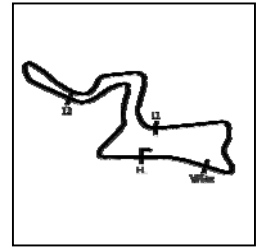
P25 17 Nat Pablo Clark Racing		Ferrari 458 Italia GT3							
IDEAL LAP TIME : 1:45.066		BEST LAP TIME : 1:45.114		DIFFERENCE : 0.048					
D1: Kishoor PITAMBER		D2: Leonard Charles THOMPS		D3: Michael STEPHEN					
LAP	SECTOR 1	SECTOR 2	SECTOR 3	SPEED TRAP	LAP TIME	KPH	DIFF	TIME OF DAY	
1 - D2	OUTLAP	47.170	35.819	170.0	126.4	2:12.155	123.18	27.041	15:10:15.514
2 - D2	33.586	42.471	30.265	174.7	232.2	1:46.322 <b>(3)</b>	153.11	1.208	15:12:01.836
3 - D2	<b>33.020</b>	42.002	<b>30.092</b>	174.7	235.2	<b>1:45.114 (1)</b>	<b>154.87</b>		<b>15:13:46.950</b>
4 - D2	33.133	<b>41.954</b>	30.170	<b>175.3</b>	236.3	1:45.257 <b>(2)</b>	154.66	0.143	15:15:32.207

P26 43 ProAm Strakka Racing		Mercedes-AMG GT3							
IDEAL LAP TIME : 1:46.729		BEST LAP TIME : 1:47.558		DIFFERENCE : 0.829					
D1: Christina NIELSEN		D2: Adrian Henry D'SILVA		D3: Dominik BAUMANN					
LAP	SECTOR 1	SECTOR 2	SECTOR 3	SPEED TRAP	LAP TIME	KPH	DIFF	TIME OF DAY	
1 - D2	OUTLAP	51.946	37.181	168.7	97.7	2:27.498	110.36	39.940	15:09:49.317
2 - D2	34.656	<b>42.984</b>	30.693	171.1	227.8	1:48.333 <b>(3)</b>	150.27	0.775	15:11:37.650
3 - D2	33.741	43.505	30.706	171.4	229.2	1:47.952 <b>(2)</b>	150.80	0.394	15:13:25.602
4 - D2	<b>33.392</b>	43.813	<b>30.353</b>	171.9	230.7	<b>1:47.558 (1)</b>	<b>151.35</b>		<b>15:15:13.160</b>
5 - D2	33.760	53.989	IN PIT		231.2	5:49.652 <b>P</b>	46.55	4:02.094	15:21:02.812
6 - D2	OUTLAP	45.405	32.546	173.3	199.6	2:01.875	133.57	14.317	15:23:04.687
7 - D2	35.697	46.282	31.139	<b>173.9</b>	<b>236.3</b>	1:53.118	143.91	5.560	15:24:57.805

Weather / Track : Overcast / Dry

# Kyalami 9 Hours

## QUALIFYING 2 - SECTOR ANALYSIS



SECTOR 1 = FL to I1, SECTOR 2 = I1 to I2 SECTOR 3 = I2 to I3, SECTOR 4 = I3 to FL, DIFF = Difference To Personal Best Lap, P = Crossed Finish Line in Pit Lane, D = Time Disallowed

P27 09 Am		Team Perfect Circle			Porsche 997 GT3 R				
IDEAL LAP TIME : 1:48.152		BEST LAP TIME : 1:48.152			DIFFERENCE : 0.000				
D1: Franco SCRIBANTE		D2: Silvio SCRIBANTE			D3: Andre BEZUIDENHOUT				
LAP	SECTOR 1	SECTOR 2	SECTOR 3	SPEED TRAP	LAP TIME	KPH	DIFF	TIME OF DAY	
1 - D2	OUTLAP	52.892	33.097	172.2	112.2	2:20.758	115.65	32.606	15:09:36.666
2 - D2	35.572	44.509	31.643	172.8	233.7	1:51.724 <b>(2)</b>	145.70	3.572	15:11:28.390
3 - D2	<b>33.707</b>	<b>43.482</b>	<b>30.963</b>	173.6	233.2	<b>1:48.152 (1)</b>	<b>150.52</b>		<b>15:13:16.542</b>
4 - D2	36.261	51.706	39.649	<b>174.1</b>	234.2	2:07.616 <b>(3)</b>	127.56	19.464	15:15:24.158

P28 13 Nat		Stradale Motorsport			Lamborghini Huracan GT3 2019				
IDEAL LAP TIME : 1:49.021		BEST LAP TIME : 1:49.021			DIFFERENCE : 0.000				
D1: Charl ARANGIES		D2: Craig JARVIS			D3: Dawie JOUBERT				
LAP	SECTOR 1	SECTOR 2	SECTOR 3	SPEED TRAP	LAP TIME	KPH	DIFF	TIME OF DAY	
1 - D2	OUTLAP	47.684	33.502	168.4	177.3	2:06.299	128.89	17.278	15:10:20.780
2 - D2	34.666	44.211	31.570	<b>170.6</b>	230.2	1:50.447 <b>(2)</b>	147.39	1.426	15:12:11.227
3 - D2	<b>33.980</b>	<b>43.616</b>	<b>31.425</b>	170.0	<b>231.2</b>	<b>1:49.021 (1)</b>	<b>149.32</b>		<b>15:14:00.248</b>
4 - D2	34.267	47.917	34.540	170.0	<b>231.2</b>	1:56.724 <b>(3)</b>	139.46	7.703	15:15:56.972

Weather / Track : Overcast / Dry

Results can be found at [www.tsl-timing.com](http://www.tsl-timing.com)

Page 6 of 6

Kyalami Grand Prix Circuit  
 Circuit Length = 4.522 km  
 Start: 15:07 Flag 15:26 End: 15:29

Printed - 15:40 Friday, 22 November 2019

## Kyalami 9 Hours

### QUALIFYING 2 - STATISTICS

<b>Competitors Started</b>	28
<b>Planned Start</b>	2019-11-22 @ 15:07:00.000
<b>Actual Start</b>	2019-11-22 @ 15:07:00.241
<b>Finish Time</b>	2019-11-22 @ 15:26:44.336
<b>Track Length</b>	4.522km
<b>Total Laps</b>	148
<b>Total Distance Covered</b>	669.256km

#### Session Fastest Lap History

NO	CL	NAME	LAP TIME	TIME OF DAY	LAP	VEHICLE
31	Pro	<b>Frikadelli Racing Team</b> <i>D. OLSEN</i>	<b>1:43.062</b>	15:10:36.713	1	Porsche 911 GT3 R
20	Pro	<b>GPX Racing</b> <i>K. ESTRE</i>	<b>1:42.879</b>	15:10:39.007	1	Porsche 911 GT3 R
999	Pro	<b>Mercedes-AMG Team GruppeM Racing</b> <i>M. ENGEL</i>	<b>1:42.876</b>	15:11:52.926	2	Mercedes-AMG GT3
30	Pro	<b>Honda Team Motul</b> <i>B. BAGUETTE</i>	<b>1:42.446</b>	15:12:18.017	2	Honda NSX GT3 2019
12	Pro	<b>Dinamic Motorsport</b> <i>E. BAMBER</i>	<b>1:42.378</b>	15:12:33.578	3	Porsche 911 GT3 R

#### Flag History

TYPE	TIME OF DAY
GREEN	15:07:00.241
RED	15:15:58.003
GREEN	15:20:42.363
FINISH	15:26:44.336

#### Flag Statistics

TYPE	COUNT	TOTAL LAPS	TOTAL TIME
Green	2	9	18:10.260
Red	1	0	4:44.359
Safety Car	0	0	0.000
FCY	0	0	0.000



# Kyalami 9 Hours

## QUALIFYING 2 - STATISTICS

CLASS : Pro

18 Starters

### Fastest Lap History

NO	NAME	LAP TIME	TIME OF DAY	LAP	VEHICLE
31	<b>Frikadelli Racing Team</b> <i>D. OLSEN</i>	<b>1:43.062</b>	15:10:36.713	1	Porsche 911 GT3 R
20	<b>GPX Racing</b> <i>K. ESTRE</i>	<b>1:42.879</b>	15:10:39.007	1	Porsche 911 GT3 R
999	<b>Mercedes-AMG Team GruppeM Racing</b> <i>M. ENGEL</i>	<b>1:42.876</b>	15:11:52.926	2	Mercedes-AMG GT3
30	<b>Honda Team Motul</b> <i>B. BAGUETTE</i>	<b>1:42.446</b>	15:12:18.017	2	Honda NSX GT3 2019
12	<b>Dinamic Motorsport</b> <i>E. BAMBER</i>	<b>1:42.378</b>	15:12:33.578	3	Porsche 911 GT3 R

Weather / Track : Overcast / Dry

Results can be found at [www.tsl-timing.com](http://www.tsl-timing.com)

Page 2 of 6

Kyalami Grand Prix Circuit  
Circuit Length = 4.522 km  
Start: 15:07 Flag 15:26 End: 15:29  
Printed - 15:40 Friday, 22 November 2019

# Kyalami 9 Hours

## QUALIFYING 2 - STATISTICS

CLASS : Am

3 Starters

### Fastest Lap History

NO	NAME	LAP TIME	TIME OF DAY	LAP	VEHICLE
40	<b>SPS Automotive Performance</b> <i>T. MUELLER</i>	<b>1:46.943</b>	15:11:22.138	2	Mercedes-AMG GT3
36	<b>Walkenhorst Motorsport</b> <i>M. ROOYEN</i>	<b>1:44.412</b>	15:12:28.195	2	BMW M6 GT3

# Kyalami 9 Hours

## QUALIFYING 2 - STATISTICS

CLASS : ProAm

2 Starters

### Fastest Lap History

NO	NAME	LAP TIME	TIME OF DAY	LAP	VEHICLE
188	<b>Garage 59</b> <i>C. GOODWIN</i>	<b>1:45.703</b>	15:11:04.277	2	Aston Martin Vantage AMR GT3
188	<b>Garage 59</b> <i>C. GOODWIN</i>	<b>1:45.103</b>	15:24:44.336	7	Aston Martin Vantage AMR GT3

# Kyalami 9 Hours

## QUALIFYING 2 - STATISTICS

CLASS : Silver

3 Starters

### Fastest Lap History

NO	NAME	LAP TIME	TIME OF DAY	LAP	VEHICLE
6	<b>Black Falcon</b> <i>P. ASSENHEIMER</i>	<b>1:43.418</b>	15:10:46.819	2	Mercedes-AMG GT3
6	<b>Black Falcon</b> <i>P. ASSENHEIMER</i>	<b>1:43.333</b>	15:14:15.513	4	Mercedes-AMG GT3

# Kyalami 9 Hours

## QUALIFYING 2 - STATISTICS

CLASS : Nat

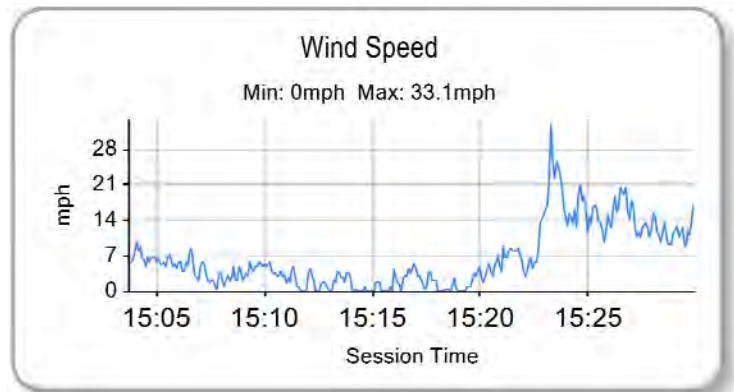
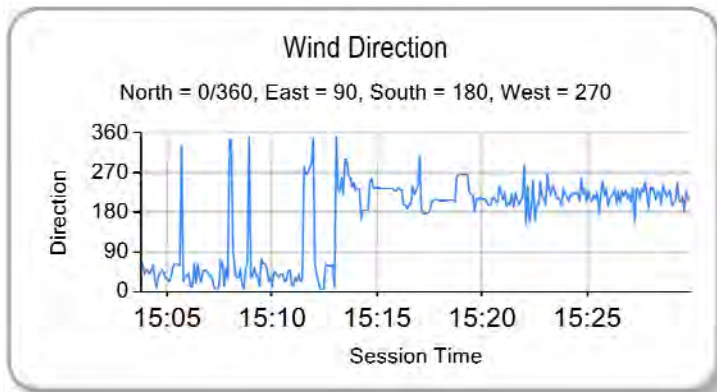
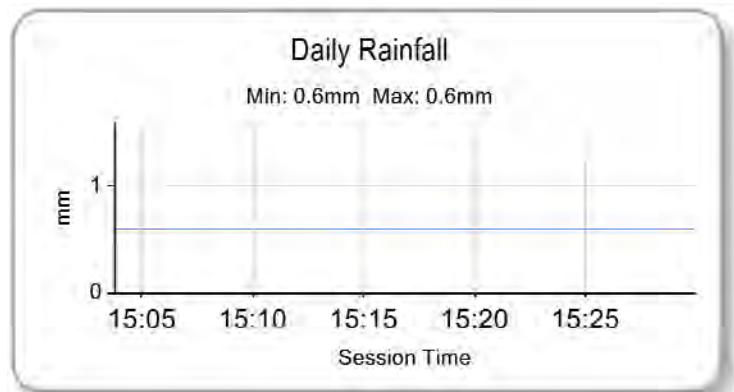
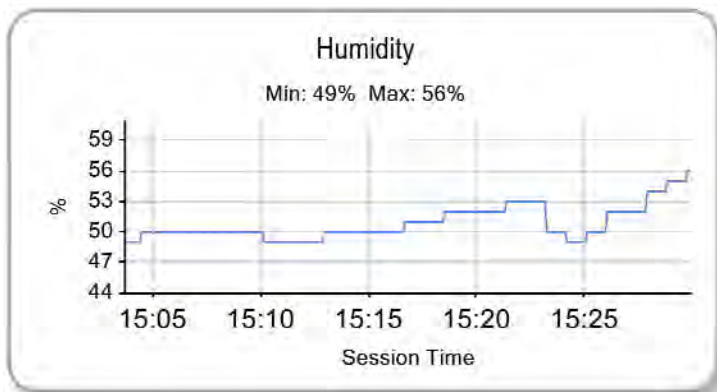
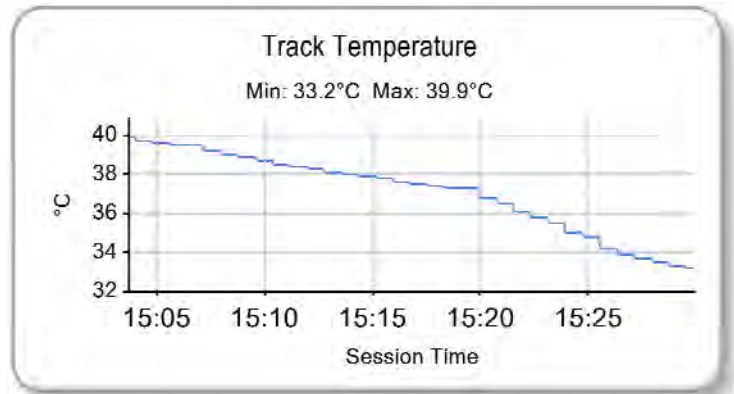
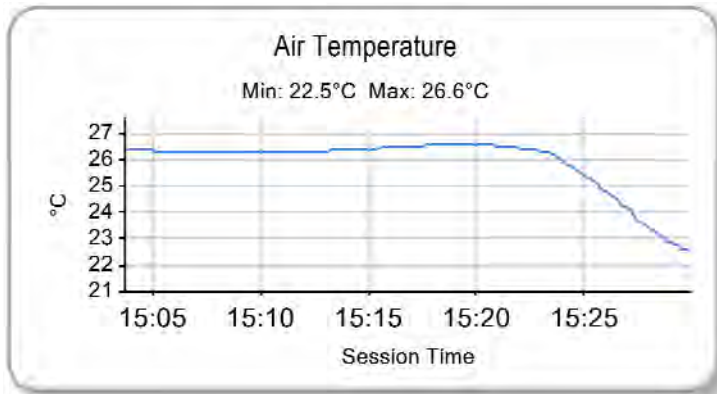
2 Starters

### Fastest Lap History

NO	NAME	LAP TIME	TIME OF DAY	LAP	VEHICLE
17	<b>Pablo Clark Racing</b> <i>L. THOMPSON</i>	<b>1:46.322</b>	15:12:01.856	2	Ferrari 458 Italia GT3
17	<b>Pablo Clark Racing</b> <i>L. THOMPSON</i>	<b>1:45.114</b>	15:13:46.970	3	Ferrari 458 Italia GT3

# Kyalami 9 Hours

## QUALIFYING 2 - WEATHER CONDITIONS



## Kyalami 9 Hours

### QUALIFYING 3 - CLASSIFICATION - FINAL

POS	NO	CL	PIC	TEAM / DRIVERS	CAR	TIME	ON	LAPS	GAP	DIFF	KPH
1	29	Pro	1	Audi Sport Team Land (DEU) Markus WINKELHOCK (DEU) / Christopher MIES (DEU) / Christopher HAASE (DEU)	Audi R8 LMS GT3 2019	1:54.660	7	8			141.97
2	20	Pro	2	GPX Racing (UAE) Michael CHRISTENSEN (DNK) / Kevin ESTRE (FRA) / Richard LIETZ (AUT)	Porsche 911 GT3 R	1:54.669	8	8	0.009	0.009	141.96
3	76	Pro	3	R-Motorsport (CHE) Maxime MARTIN (BEL) / Enaam AHMED (GBR) / Jake DENNIS (GBR)	Aston Martin Vantage AMR GT3	1:54.725	8	8	0.065	0.056	141.89
4	35	Pro	4	KCMG (HKG) Joao Paulo de OLIVEIRA (BRA) / Katsumasa CHIYO (JPN) / Joshua BURDON (AUS)	Nissan GT-R NISMO GT3	1:54.805	6	6	0.145	0.080	141.79
5	62	Pro	5	R-Motorsport (CHE) Ricky COLLARD (GBR) / Hugo de SADELEER (CHE) / Marvin KIRCHHOEFER (DEU)	Aston Martin Vantage AMR GT3	1:54.902	8	8	0.242	0.097	141.67
6	12	Pro	6	Dinamic Motorsport (ITA) Laurens VANTHOOR (BEL) / Earl BAMBER (NZL) / Matt CAMPBELL (AUS)	Porsche 911 GT3 R	1:54.973	7	7	0.313	0.071	141.59
7	911	Pro	7	KUS Team 75 Bernhard (DEU) Romain DUMAS (FRA) / Dirk WERNER (DEU) / Sven MUELLER (DEU)	Porsche 911 GT3 R	1:55.364	6	6	0.704	0.391	141.11
8	42	Pro	8	BMW Team Schnitzer (DEU) Martin TOMCZYK (DEU) / Sheldon VAN DER LINDE (ZAF) / Augusto FARFUS (BRA)	BMW M6 GT3	1:55.429	6	6	0.769	0.065	141.03
9	10	Pro	9	Mercedes-AMG Team SPS Automotive Performance (DEU) Yelmer BUURMAN (NDL) / Luca STOLZ (DEU) / Maximilian GOETZ (DEU)	Mercedes-AMG GT3	1:55.525	8	8	0.865	0.096	140.91
10	999	Pro	10	Mercedes-AMG Team GruppeM Racing (HKG) Maxi BUHK (DEU) / Maro ENGEL (DEU) / Raffaele MARCIELLO (ITA)	Mercedes-AMG GT3	1:55.567	7	7	0.907	0.042	140.86
11	18	Pro	11	KCMG (HKG) Alexandre IMPERATORI (CHE) / Edoardo LIBERATI (ITA) / Oliver JARVIS (GBR)	Nissan GT-R NISMO GT3	1:55.687	8	8	1.027	0.120	140.71
12	31	Pro	12	Frikadelli Racing Team (DEU) Mathieu JAMINET (FRA) / Dennis OLSEN (NOR) / Nick TANDY (GBR)	Porsche 911 GT3 R	1:55.689	7	7	1.029	0.002	140.71
13	107	Pro	13	Bentley Team M-Sport (GBR) Jules GOUNON (FRA) / Maxime SOULET (BEL) / Jordan PEPPER (ZAF)	Bentley Continental GT3	1:56.050	8	8	1.390	0.361	140.27
14	9	Silver	1	Lechner Racing (AUT) Saul HACK (ZAF) / Lars KERN (DEU) / Dylan PEREIRA (LUX)	Porsche 911 GT3 R	1:56.086	7	8	1.426	0.036	140.23
15	108	Pro	14	Bentley Team M-Sport (GBR) Rodrigo BAPTISTA (BRA) / Andy SOUCEK (ESP) / Steven KANE (GBR)	Bentley Continental GT3	1:56.237	7	7	1.577	0.151	140.05
16	25	Pro	15	Audi Sport Team WRT (BEL) Dries VANTHOOR (BEL) / Kelvin VAN DER LINDE (ZAF) / Frederic VERVISCH (BEL)	Audi R8 LMS GT3 2019	1:56.329	7	8	1.669	0.092	139.94
17	30	Pro	16	Honda Team Motul (ITA) Marco BONANOMI (ITA) / Bertrand BAGUETTE (BEL) / Dane CAMERON (USA)	Honda NSX GT3 2019	1:56.423	6	8	1.763	0.094	139.82
18	188	ProAm	1	Garage 59 (GBR) Alex WEST (SWE) / Chris GOODWIN (GBR) / Côme LEDOGAR (FRA)	Aston Martin Vantage AMR GT3	1:56.491	8	8	1.831	0.068	139.74
19	6	Silver	2	Black Falcon (DEU) Hubert HAUPT (DEU) / Patrick ASSENHEIMER (DEU) / Sergei AFANASIEV (RUS)	Mercedes-AMG GT3	1:56.707	7	7	2.047	0.216	139.48
20	36	Am	1	Walkenhorst Motorsport (DEU) Henry WALKENHORST (DEU) / Michael Van ROOYEN (ZAF) / Gennaro BONAFEDE	BMW M6 GT3	1:56.784	7	8	2.124	0.077	139.39
21	34	Pro	17	Walkenhorst Motorsport (DEU) Christian KROGNES (NOR) / Mikkel JENSEN (DNK) / Nicky CATSBURG (NDL)	BMW M6 GT3	1:56.845	8	8	2.185	0.061	139.32
22	22	Silver	3	WTM Racing powered by Rinaldi (DEU) Leonard WEISS (DEU) / Jochen KRUMBACH (DEU) / David PEREL (ZAF)	Ferrari 488 GT3	1:56.871	7	8	2.211	0.026	139.29
23	44	Pro	18	Mercedes-AMG Team Strakka Racing (GBR) Gary PAFFETT (GBR) / Lewis WILLIAMSON (GBR) / Tristan VAUTIER (FRA)	Mercedes-AMG GT3	1:56.925	6	6	2.265	0.054	139.22
24	43	ProAm	2	Strakka Racing (GBR) Christina NIELSEN (DNK) / Adrian Henry D'SILVA (MYS) / Dominik BAUMANN (AUT)	Mercedes-AMG GT3	1:58.434	4	6	3.774	1.509	137.45
25	40	Am	2	SPS Automotive Performance (DEU) Valentin PIERBURG (DEU) / Tim Torsten MUELLER (DEU) / Miguel RAMOS (PRT)	Mercedes-AMG GT3	1:59.733	7	7	5.073	1.299	135.96
26	17	Nat	1	Pablo Clark Racing (ZAF) Kishoor PITAMBER (ZAF) / Leonard Charles THOMPSON (ZAF) / Michael STEPHEN	Ferrari 458 Italia GT3	2:00.266	6	7	5.606	0.533	135.35
27	13	Nat	2	Stradale Motorsport (ZAF) Charl ARANGIES (ZAF) / Craig JARVIS (ZAF) / Dawie JOUBERT (ZAF)	Lamborghini Huracan GT3 2019	2:02.073	7	7	7.413	1.807	133.35
28	09	Am	3	Team Perfect Circle (ZAF) Franco SCRIBANTE (ZAF) / Silvio SCRIBANTE (ZAF) / Andre BEZUIDENHOUT (ZAF)	Porsche 997 GT3 R	2:08.283	5	6	13.623	6.210	126.90

QUALIFYING LAPTIME (130.0% of 1:54.660) = 2:29.058

Weather / Track : Rain / Wet

Kyalami Grand Prix Circuit  
Circuit Length = 4.522 km  
Start: 15:34 Flag 15:52 End: 15:57

Stewards :	Stewards :	Stewards :	Timekeeper :
------------	------------	------------	--------------

Results can be found at [www.tsl-timing.com](http://www.tsl-timing.com)

Printed - 18:23 Friday, 22 November 2019

## Kyalami 9 Hours

### QUALIFYING 3 - CLASSIFICATION BY CLASS - FINAL

#### CLASS : ICGT - Pro

POS	NO	TEAM / DRIVERS	CAR	TIME	ON	LAPS	GAP	DIFF	KPH
1	29	Audi Sport Team Land (DEU) Markus WINKELHOCK (DEU) / Christopher MIES (DEU) / Christopher HAASE (DEU)	Audi R8 LMS GT3 2019	1:54.660	7	8			141.97
2	20	GPX Racing (UAE) Michael CHRISTENSEN (DNK) / Kevin ESTRE (FRA) / Richard LIETZ (AUT)	Porsche 911 GT3 R	1:54.669	8	8	0.009	0.009	141.96
3	76	R-Motorsport (CHE) Maxime MARTIN (BEL) / Enaam AHMED (GBR) / Jake DENNIS (GBR)	Aston Martin Vantage AMR GT3	1:54.725	8	8	0.065	0.056	141.89
4	35	KCMG (HKG) Joao Paulo de OLIVEIRA (BRA) / Katsumasa CHIYO (JPN) / Joshua BURDON (AUS)	Nissan GT-R NISMO GT3	1:54.805	6	6	0.145	0.080	141.79
5	62	R-Motorsport (CHE) Ricky COLLARD (GBR) / Hugo de SADELEER (CHE) / Marvin KIRCHHOEFER (DEU)	Aston Martin Vantage AMR GT3	1:54.902	8	8	0.242	0.097	141.67
6	12	Dinamic Motorsport (ITA) Laurens VANTHOOR (BEL) / Earl BAMBER (NZL) / Matt CAMPBELL (AUS)	Porsche 911 GT3 R	1:54.973	7	7	0.313	0.071	141.59
7	911	KUS Team 75 Bernhard (DEU) Romain DUMAS (FRA) / Dirk WERNER (DEU) / Sven MUELLER (DEU)	Porsche 911 GT3 R	1:55.364	6	6	0.704	0.391	141.11
8	42	BMW Team Schnitzer (DEU) Martin TOMCZYK (DEU) / Sheldon VAN DER LINDE (ZAF) / Augusto FARFUS (BRA)	BMW M6 GT3	1:55.429	6	6	0.769	0.065	141.03
9	10	Mercedes-AMG Team SPS Automotive Performance (DEU) Yelmer BUURMAN (NDL) / Luca STOLZ (DEU) / Maximilian GOETZ (DEU)	Mercedes-AMG GT3	1:55.525	8	8	0.865	0.096	140.91
10	999	Mercedes-AMG Team GruppeM Racing (HKG) Maxi BUHK (DEU) / Maro ENGEL (DEU) / Raffaele MARCIELLO (ITA)	Mercedes-AMG GT3	1:55.567	7	7	0.907	0.042	140.86
11	18	KCMG (HKG) Alexandre IMPERATORI (CHE) / Edoardo LIBERATI (ITA) / Oliver JARVIS (GBR)	Nissan GT-R NISMO GT3	1:55.687	8	8	1.027	0.120	140.71
12	31	Frikadelli Racing Team (DEU) Mathieu JAMINET (FRA) / Dennis OLSEN (NOR) / Nick TANDY (GBR)	Porsche 911 GT3 R	1:55.689	7	7	1.029	0.002	140.71
13	107	Bentley Team M-Sport (GBR) Jules GOUNON (FRA) / Maxime SOULET (BEL) / Jordan PEPPER (ZAF)	Bentley Continental GT3	1:56.050	8	8	1.390	0.361	140.27
14	108	Bentley Team M-Sport (GBR) Rodrigo BAPTISTA (BRA) / Andy SOUCEK (ESP) / Steven KANE (GBR)	Bentley Continental GT3	1:56.237	7	7	1.577	0.187	140.05
15	25	Audi Sport Team WRT (BEL) Dries VANTHOOR (BEL) / Kelvin VAN DER LINDE (ZAF) / Frederic VERVISCH (BEL)	Audi R8 LMS GT3 2019	1:56.329	7	8	1.669	0.092	139.94
16	30	Honda Team Motul (ITA) Marco BONANOMI (ITA) / Bertrand BAGUETTE (BEL) / Dane CAMERON (USA)	Honda NSX GT3 2019	1:56.423	6	8	1.763	0.094	139.82
17	34	Walkenhorst Motorsport (DEU) Christian KROGNES (NOR) / Mikkel JENSEN (DNK) / Nicky CATSBURG (NDL)	BMW M6 GT3	1:56.845	8	8	2.185	0.422	139.32
18	44	Mercedes-AMG Team Strakka Racing (GBR) Gary PAFFETT (GBR) / Lewis WILLIAMSON (GBR) / Tristan VAUTIER (FRA)	Mercedes-AMG GT3	1:56.925	6	6	2.265	0.080	139.22

#### CLASS : ICGT - Am

POS	NO	TEAM / DRIVERS	CAR	TIME	ON	LAPS	GAP	DIFF	KPH
1	36	Walkenhorst Motorsport (DEU) Henry WALKENHORST (DEU) / Michael Van ROOYEN (ZAF) / Gennaro BONAFEDE (ZAF)	BMW M6 GT3	1:56.784	7	8			139.39
2	40	SPS Automotive Performance (DEU) Valentin PIERBURG (DEU) / Tim Torsten MUELLER (DEU) / Miguel RAMOS (PRT)	Mercedes-AMG GT3	1:59.733	7	7	2.949	2.949	135.96
3	09	Team Perfect Circle (ZAF) Franco SCRIBANTE (ZAF) / Silvio SCRIBANTE (ZAF) / Andre BEZUIDENHOUT (ZAF)	Porsche 997 GT3 R	2:08.283	5	6	11.499	8.550	126.90

#### CLASS : ICGT - ProAm

POS	NO	TEAM / DRIVERS	CAR	TIME	ON	LAPS	GAP	DIFF	KPH
1	188	Garage 59 (GBR) Alex WEST (SWE) / Chris GOODWIN (GBR) / Come LEDOGAR (FRA)	Aston Martin Vantage AMR GT3	1:56.491	8	8			139.74
2	43	Strakka Racing (GBR) Christina NIELSEN (DNK) / Adrian Henry D'SILVA (MYS) / Dominik BAUMANN (AUT)	Mercedes-AMG GT3	1:58.434	4	6	1.943	1.943	137.45

Weather / Track : Rain / Wet

Kyalami Grand Prix Circuit  
Circuit Length = 4.522 km  
Start: 15:34 Flag 15:52 End: 15:57

Stewards :	Stewards :	Stewards :	Timekeeper :
------------	------------	------------	--------------



## Kyalami 9 Hours

### QUALIFYING 3 - CLASSIFICATION BY CLASS - FINAL

#### CLASS : ICGT - Silver

POS	NO	TEAM / DRIVERS	CAR	TIME	ON	LAPS	GAP	DIFF	KPH
1	9	Lechner Racing (AUT) Saul HACK (ZAF) / Lars KERN (DEU) / Dylan PEREIRA (LUX)	Porsche 911 GT3 R	<b>1:56.086</b>	7	8			140.23
2	6	Black Falcon (DEU) Hubert HAUPT (DEU) / Patrick ASSENHEIMER (DEU) / Sergei AFANASIEV (RUS)	Mercedes-AMG GT3	<b>1:56.707</b>	7	7	<b>0.621</b>	0.621	139.48
3	22	WTM Racing powered by Rinaldi (DEU) Leonard WEISS (DEU) / Jochen KRUMBACH (DEU) / David PEREL (ZAF)	Ferrari 488 GT3	<b>1:56.871</b>	7	8	<b>0.785</b>	0.164	139.29

#### CLASS : ICGT - Nat

POS	NO	TEAM / DRIVERS	CAR	TIME	ON	LAPS	GAP	DIFF	KPH
1	17	Pablo Clark Racing (ZAF) Kishoor PITAMBER (ZAF) / Leonard Charles THOMPSON (ZAF) / Michael STEPHEN (ZAF)	Ferrari 458 Italia GT3	<b>2:00.266</b>	6	7			135.35
2	13	Stradale Motorsport (ZAF) Charl ARANGIES (ZAF) / Craig JARVIS (ZAF) / Dawie JOUBERT (ZAF)	Lamborghini Huracan GT3 2019	<b>2:02.073</b>	7	7	<b>1.807</b>	1.807	133.35

Weather / Track : Rain / Wet

Kyalami Grand Prix Circuit  
Circuit Length = 4.522 km  
Start: 15:34 Flag 15:52 End: 15:57

Stewards :	Stewards :	Stewards :	Timekeeper :
------------	------------	------------	--------------

# Kyalami 9 Hours

## QUALIFYING 3 - BEST SECTORS

SECTOR 1			SECTOR 2			SECTOR 3			IDEAL / BEST COMPARISON						
POS	NO	NAME	TIME	NO	NAME	TIME	NO	NAME	TIME	POS	NO	NAME	IDEAL	BEST	DIFF
													<b>PERFECT LAP</b>	<b>1:51.165</b>	
1	34	Walkenhorst Motors	33.725	31	Frikadelli Racing Te	44.572	20	GPX Racing	32.868	1	31	Frikadelli Racing Tear	1:51.815	1:55.689	3.874
2	31	Frikadelli Racing Te	33.873	107	Bentley Team M-Sp	45.428	35	KCMG	32.970	2	34	Walkenhorst Motorspc	1:52.865	1:56.845	3.980
3	911	KUS Team 75 Bernl	34.194	34	Walkenhorst Motors	45.522	9	Lechner Racing	33.014	3	29	Audi Sport Team Lanc	1:53.343	1:54.660	1.317
4	12	Dinamic Motorsport	34.195	20	GPX Racing	45.980	29	Audi Sport Team La	33.040	4	12	Dinamic Motorsport	1:53.390	1:54.973	1.583
5	29	Audi Sport Team La	34.200	76	R-Motorsport	46.006	12	Dinamic Motorsport	33.058	5	20	GPX Racing	1:53.615	1:54.669	1.054
6	25	Audi Sport Team WI	34.353	62	R-Motorsport	46.088	42	BMW Team Schnitz	33.092	6	911	KUS Team 75 Bernha	1:53.640	1:55.364	1.724
7	999	Mercedes-AMG Tea	34.395	29	Audi Sport Team La	46.103	76	R-Motorsport	33.093	7	35	KCMG	1:53.677	1:54.805	1.128
8	35	KCMG	34.594	35	KCMG	46.113	62	R-Motorsport	33.162	8	76	R-Motorsport	1:53.695	1:54.725	1.030
9	76	R-Motorsport	34.596	12	Dinamic Motorsport	46.137	18	KCMG	33.183	9	999	Mercedes-AMG Team	1:53.978	1:55.567	1.589
10	10	Mercedes-AMG Tea	34.616	999	Mercedes-AMG Tea	46.173	911	KUS Team 75 Bernl	33.272	10	10	Mercedes-AMG Team	1:54.248	1:55.525	1.277
11	42	BMW Team Schnitz	34.732	911	KUS Team 75 Bernl	46.174	10	Mercedes-AMG Tea	33.345	11	42	BMW Team Schnitzer	1:54.349	1:55.429	1.080
12	20	GPX Racing	34.767	10	Mercedes-AMG Tea	46.287	107	Bentley Team M-Sp	33.365	12	25	Audi Sport Team WRl	1:54.390	1:56.329	1.939
13	30	Honda Team Motul	34.776	30	Honda Team Motul	46.333	31	Frikadelli Racing Te	33.370	13	107	Bentley Team M-Spor	1:54.444	1:56.050	1.606
14	18	KCMG	34.812	42	BMW Team Schnitz	46.525	999	Mercedes-AMG Tea	33.410	14	62	R-Motorsport	1:54.458	1:54.902	0.444
15	6	Black Falcon	34.812	18	KCMG	46.612	25	Audi Sport Team WI	33.420	15	18	KCMG	1:54.607	1:55.687	1.080
16	62	R-Motorsport	35.208	25	Audi Sport Team WI	46.617	188	Garage 59	33.420	16	30	Honda Team Motul	1:54.724	1:56.423	1.699
17	9	Lechner Racing	35.248	22	WTM Racing power	46.731	108	Bentley Team M-Sp	33.508	17	9	Lechner Racing	1:55.086	1:56.086	1.000
18	22	WTM Racing power	35.336	9	Lechner Racing	46.824	22	WTM Racing power	33.577	18	6	Black Falcon	1:55.373	1:56.707	1.334
19	107	Bentley Team M-Sp	35.651	6	Black Falcon	46.890	44	Mercedes-AMG Tea	33.583	19	22	WTM Racing powered	1:55.644	1:56.871	1.227
20	108	Bentley Team M-Sp	35.711	188	Garage 59	46.928	30	Honda Team Motul	33.615	20	108	Bentley Team M-Spor	1:56.159	1:56.237	0.078
21	188	Garage 59	35.864	108	Bentley Team M-Sp	46.940	34	Walkenhorst Motors	33.618	21	188	Garage 59	1:56.212	1:56.491	0.279
22	36	Walkenhorst Motors	35.906	36	Walkenhorst Motors	46.978	6	Black Falcon	33.671	22	36	Walkenhorst Motorspc	1:56.701	1:56.784	0.083
23	43	Strakka Racing	36.267	44	Mercedes-AMG Tea	47.010	36	Walkenhorst Motors	33.817	23	44	Mercedes-AMG Team	1:56.925	1:56.925	0.000
24	44	Mercedes-AMG Tea	36.332	43	Strakka Racing	47.413	43	Strakka Racing	33.873	24	43	Strakka Racing	1:57.553	1:58.434	0.881
25	40	SPS Automotive Per	36.696	40	SPS Automotive Per	48.322	40	SPS Automotive Per	34.565	25	40	SPS Automotive Perfc	1:59.583	1:59.733	0.150
26	17	Pablo Clark Racing	36.878	17	Pablo Clark Racing	48.437	17	Pablo Clark Racing	34.674	26	17	Pablo Clark Racing	1:59.989	2:00.266	0.277
27	13	Stradale Motorsport	37.340	13	Stradale Motorsport	49.580	13	Stradale Motorsport	34.676	27	13	Stradale Motorsport	2:01.596	2:02.073	0.477
28	09	Team Perfect Circle	39.031	09	Team Perfect Circle	51.098	09	Team Perfect Circle	37.522	28	09	Team Perfect Circle	2:07.651	2:08.283	0.632

Weather / Track : Rain / Wet

Results can be found at [www.tsl-timing.com](http://www.tsl-timing.com)

Kyalami Grand Prix Circuit

Circuit Length = 4.522 km

Start: 15:34 Flag 15:52 End: 15:57

Printed - 15:58 Friday, 22 November 2019

# Kyalami 9 Hours

## QUALIFYING 3 - BEST SPEEDS

POS	NO	NAME	VMAX	KPH
1	108	Bentley Team M-Sport		239.4
2	107	Bentley Team M-Sport		236.3
3	30	Honda Team Motul		236.3
4	42	BMW Team Schnitzer		235.8
5	76	R-Motorsport		234.7
6	36	Walkenhorst Motorsport		234.7
7	34	Walkenhorst Motorsport		234.2
8	35	KCMG		233.7
9	18	KCMG		233.7
10	188	Garage 59		233.7
11	62	R-Motorsport		232.7
12	999	Mercedes-AMG Team GruppeM Racing		232.7
13	31	Frikadelli Racing Team		232.2
14	29	Audi Sport Team Land		231.7
15	12	Dinamic Motorsport		231.7
16	25	Audi Sport Team WRT		231.7
17	6	Black Falcon		231.7
18	911	KUS Team 75 Bernhard		231.2
19	10	Mercedes-AMG Team SPS Automotive Performance		231.2
20	22	WTM Racing powered by Rinaldi		231.2
21	17	Pablo Clark Racing		230.7
22	9	Lechner Racing		230.2
23	20	GPX Racing		229.2
24	40	SPS Automotive Performance		229.2
25	44	Mercedes-AMG Team Strakka Racing		227.8
26	13	Stradale Motorsport		227.8
27	43	Strakka Racing		226.8
28	09	Team Perfect Circle		214.2

Weather / Track : Rain / Wet

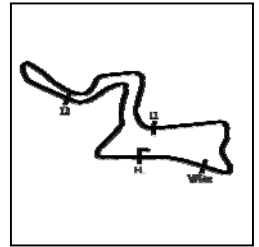
Results can be found at [www.tsl-timing.com](http://www.tsl-timing.com)

Kyalami Grand Prix Circuit  
Circuit Length = 4.522 km  
Start: 15:34 Flag 15:52 End: 15:57

Printed - 16:01 Friday, 22 November 2019

# Kyalami 9 Hours

## QUALIFYING 3 - SECTOR ANALYSIS



SECTOR 1 = FL to I1, SECTOR 2 = I1 to I2 SECTOR 3 = I2 to I3, SECTOR 4 = I3 to FL, DIFF = Difference To Personal Best Lap, P = Crossed Finish Line in Pit Lane, D = Time Disallowed

P1 29 Pro		Audi Sport Team Land			Audi R8 LMS GT3 2019				
IDEAL LAP TIME : 1:53.343		BEST LAP TIME : 1:54.660			DIFFERENCE : 1.317				
D1: Markus WINKELHOCK		D2: Christopher MIES			D3: Christopher HAASE				
LAP	SECTOR 1	SECTOR 2	SECTOR 3	SPEED TRAP	LAP TIME	KPH	DIFF	TIME OF DAY	
1 - D3	OUTLAP	48.158	36.824	169.2	204.1	2:05.361	129.85	10.701	15:36:20.450
2 - D3	<b>34.200</b>	49.614	IN PIT	<b>231.7</b>	4:52.431	P 55.66	2:57.771	15:41:12.881	
3 - D3	OUTLAP	53.797	IN PIT	185.8	3:07.123	P 86.99	1:12.463	15:44:20.004	
4 - D3	OUTLAP	47.643	42.702	169.2	202.2	2:12.136	123.20	17.476	15:46:32.140
5 - D3	35.826	46.613	33.592	168.2	228.3	1:56.031	140.30	1.371	15:48:28.171
6 - D3	35.757	46.292	33.163	168.4	229.7	1:55.212 (3)	141.29	0.552	15:50:23.383
7 - D3	35.517	<b>46.103</b>	<b>33.040</b>	<b>170.3</b>	229.7	<b>1:54.660 (1)</b>	<b>141.97</b>		<b>15:52:18.043</b>
8 - D3	35.476	46.263	33.184	169.8	230.2	1:54.923 (2)	141.65	0.263	15:54:12.966

P2 20 Pro		GPX Racing			Porsche 911 GT3 R				
IDEAL LAP TIME : 1:53.615		BEST LAP TIME : 1:54.669			DIFFERENCE : 1.054				
D1: Michael CHRISTENSEN		D2: Kevin ESTRE			D3: Richard LIETZ				
LAP	SECTOR 1	SECTOR 2	SECTOR 3	SPEED TRAP	LAP TIME	KPH	DIFF	TIME OF DAY	
1 - D3	OUTLAP	<b>45.980</b>	35.549	<b>170.8</b>	181.5	2:05.344	129.87	10.675	15:36:14.177
2 - D3	<b>34.767</b>	49.106	IN PIT	<b>229.2</b>	5:03.527	P 53.63	3:08.858	15:41:17.704	
3 - D3	OUTLAP	50.821	34.215	169.5	200.3	2:08.106	127.07	13.437	15:43:25.810
4 - D3	36.119	46.507	33.922	168.7	226.4	1:56.548	139.67	1.879	15:45:22.358
5 - D3	35.846	46.474	33.170	169.5	225.9	1:55.490 (3)	140.95	0.821	15:47:17.848
6 - D3	35.640	46.274	33.043	170.0	226.8	1:54.957 (2)	141.61	0.288	15:49:12.805
7 - D3	35.926	46.605	34.693	169.2	228.8	1:57.224	138.87	2.555	15:51:10.029
8 - D3	35.553	46.248	<b>32.868</b>	169.8	227.8	<b>1:54.669 (1)</b>	<b>141.96</b>		<b>15:53:04.698</b>

P3 76 Pro		R-Motorsport			Aston Martin Vantage AMR GT3				
IDEAL LAP TIME : 1:53.695		BEST LAP TIME : 1:54.725			DIFFERENCE : 1.030				
D1: Maxime MARTIN		D2: Enaam AHMED			D3: Jake DENNIS				
LAP	SECTOR 1	SECTOR 2	SECTOR 3	SPEED TRAP	LAP TIME	KPH	DIFF	TIME OF DAY	
1 - D3	OUTLAP	48.295	36.499	<b>171.1</b>	151.6	2:07.974	127.20	13.249	15:36:52.706
2 - D3	<b>34.596</b>	1:09.226	IN PIT	<b>234.7</b>	4:56.182	P 54.96	3:01.457	15:41:48.888	
3 - D3	OUTLAP	47.887	38.733	<b>171.1</b>	180.0	2:10.698	124.55	15.973	15:43:59.586
4 - D3	35.986	46.635	33.663	<b>171.1</b>	229.7	1:56.284	139.99	1.559	15:45:55.870
5 - D3	35.666	46.139	33.257	<b>171.1</b>	230.2	1:55.062 (3)	141.48	0.337	15:47:50.932
6 - D3	35.920	54.949	44.118	169.8	233.2	2:14.987	120.59	20.262	15:50:05.919
7 - D3	35.742	46.099	<b>33.093</b>	<b>171.1</b>	230.7	1:54.934 (2)	141.63	0.209	15:52:00.853
8 - D3	35.612	<b>46.006</b>	33.107	170.3	231.2	<b>1:54.725 (1)</b>	<b>141.89</b>		<b>15:53:55.578</b>

P4 35 Pro		KCMG			Nissan GT-R NISMO GT3				
IDEAL LAP TIME : 1:53.677		BEST LAP TIME : 1:54.805			DIFFERENCE : 1.128				
D1: Joao Paulo de OLIVEIRA		D2: Katsumasa CHIYO			D3: Joshua BURDON				
LAP	SECTOR 1	SECTOR 2	SECTOR 3	SPEED TRAP	LAP TIME	KPH	DIFF	TIME OF DAY	
1 - D3	OUTLAP	46.161	35.817	169.0	164.8	2:06.514	128.67	11.709	15:36:13.853
2 - D3	OUTLAP	47.255	34.267	171.9	186.5	7:00.921	38.67	5:06.116	15:43:14.774
3 - D3	36.111	46.567	33.458	171.9	230.2	1:56.136	140.17	1.331	15:45:10.910
4 - D3	35.887	46.233	33.216	172.2	230.2	1:55.336 (3)	141.14	0.531	15:47:06.246
5 - D3	35.689	46.151	33.294	172.2	232.2	1:55.134 (2)	141.39	0.329	15:49:01.380
6 - D3	35.722	<b>46.113</b>	<b>32.970</b>	<b>172.5</b>	232.2	<b>1:54.805 (1)</b>	<b>141.79</b>		<b>15:50:56.185</b>

Weather / Track : Rain / Wet

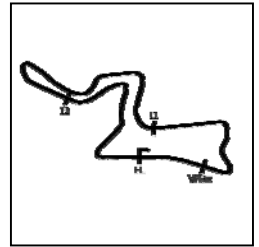
Kyalami Grand Prix Circuit

Circuit Length = 4.522 km

Start: 15:34 Flag 15:52 End: 15:57

# Kyalami 9 Hours

## QUALIFYING 3 - SECTOR ANALYSIS



SECTOR 1 = FL to I1, SECTOR 2 = I1 to I2 SECTOR 3 = I2 to I3, SECTOR 4 = I3 to FL, DIFF = Difference To Personal Best Lap, P = Crossed Finish Line in Pit Lane, D = Time Disallowed

P5 62 Pro R-Motorsport		Aston Martin Vantage AMR GT3							
IDEAL LAP TIME : 1:54.458		BEST LAP TIME : 1:54.902		DIFFERENCE : 0.444					
D1: Ricky COLLARD		D2: Hugo de SADELEER		D3: Marvin KIRCHHOEFER					
LAP	SECTOR 1	SECTOR 2	SECTOR 3	SPEED TRAP	LAP TIME	KPH	DIFF	TIME OF DAY	
1 - D3	OUTLAP	48.350	37.332	169.0	132.1	2:13.261	122.16	18.359	15:37:05.359
2 - D3	<b>35.208</b>	1:15.728	IN PIT		<b>232.7</b>	4:45.915	P 56.93	2:51.013	15:41:51.274
3 - D3	OUTLAP	49.900	38.667	170.8	166.1	2:12.996	122.40	18.094	15:44:04.270
4 - D3	35.549	46.566	33.760	170.0	230.2	1:55.875	(3) 140.48	0.973	15:46:00.145
5 - D3	35.695	46.404	<b>33.162</b>	171.1	230.7	1:55.261	(2) 141.23	0.359	15:47:55.406
6 - D3	36.268	47.824	34.909	171.4	<b>232.7</b>	1:59.001	136.79	4.099	15:49:54.407
7 - D3	36.007	46.100	34.696	<b>171.9</b>	232.2	1:56.803	139.37	1.901	15:51:51.210
8 - D3	35.585	<b>46.088</b>	33.229	171.1	232.2	<b>1:54.902</b>	(1) <b>141.67</b>		<b>15:53:46.112</b>

P6 12 Pro Dinamic Motorsport		Porsche 911 GT3 R							
IDEAL LAP TIME : 1:53.390		BEST LAP TIME : 1:54.973		DIFFERENCE : 1.583					
D1: Laurens VANTHOOR		D2: Earl BAMBER		D3: Matt CAMPBELL					
LAP	SECTOR 1	SECTOR 2	SECTOR 3	SPEED TRAP	LAP TIME	KPH	DIFF	TIME OF DAY	
1 - D3	<b>34.195</b>	48.313	IN PIT		<b>231.7</b>	5:09.464	P 52.60	3:14.491	15:41:18.476
2 - D3	OUTLAP	50.298	36.039	169.0	191.8	2:09.442	125.76	14.469	15:43:27.918
3 - D3	36.154	46.710	33.878	169.5	227.3	1:56.742	139.44	1.769	15:45:24.660
4 - D3	35.539	46.301	33.915	<b>170.3</b>	228.3	1:55.755	(3) 140.63	0.782	15:47:20.415
5 - D3	35.764	<b>46.137</b>	33.642	168.4	229.7	1:55.543	(2) 140.89	0.570	15:49:15.958
6 - D3	35.996	48.434	34.994	170.0	229.7	1:59.424	136.31	4.451	15:51:15.382
7 - D3	35.713	46.202	<b>33.058</b>	<b>170.3</b>	229.2	<b>1:54.973</b>	(1) <b>141.59</b>		<b>15:53:10.355</b>

P7 911 Pro KUS Team 75 Bernhard		Porsche 911 GT3 R							
IDEAL LAP TIME : 1:53.640		BEST LAP TIME : 1:55.364		DIFFERENCE : 1.724					
D1: Romain DUMAS		D2: Dirk WERNER		D3: Sven MUELLER					
LAP	SECTOR 1	SECTOR 2	SECTOR 3	SPEED TRAP	LAP TIME	KPH	DIFF	TIME OF DAY	
1 - D3	OUTLAP	48.255	34.967	171.1	184.6	7:09.478	37.90	5:14.114	15:43:17.204
2 - D3	36.125	46.830	33.731	170.3	228.3	1:56.686	139.51	1.322	15:45:13.890
3 - D3	36.125	<b>46.174</b>	33.620	169.5	228.3	1:55.919	(2) 140.43	0.555	15:47:09.809
4 - D3	36.567	46.220	33.483	170.3	229.7	1:56.270	(3) 140.01	0.906	15:49:06.079
5 - D3	38.385	46.348	33.544	<b>171.4</b>	230.2	1:58.277	137.63	2.913	15:51:04.356
6 - D3	35.562	46.530	<b>33.272</b>	170.3	230.2	<b>1:55.364</b>	(1) <b>141.11</b>		<b>15:52:59.720</b>

P8 42 Pro BMW Team Schnitzer		BMW M6 GT3							
IDEAL LAP TIME : 1:54.349		BEST LAP TIME : 1:55.429		DIFFERENCE : 1.080					
D1: Martin TOMCZYK		D2: Sheldon VAN DER LINDE		D3: Augusto FARFUS					
LAP	SECTOR 1	SECTOR 2	SECTOR 3	SPEED TRAP	LAP TIME	KPH	DIFF	TIME OF DAY	
1 - D3	OUTLAP	47.174	40.478	170.6	194.5	2:10.807	124.45	15.378	15:36:41.394
2 - D3	<b>34.732</b>	1:00.493	IN PIT		216.0	4:44.943	P 57.13	2:49.514	15:41:26.337
3 - D3	OUTLAP	48.439	34.237	<b>173.0</b>	177.6	2:08.206	126.97	12.777	15:43:34.543
4 - D3	36.072	46.898	33.618	172.8	234.7	1:56.588	(3) 139.63	1.159	15:45:31.131
5 - D3	35.850	46.810	33.378	172.8	<b>235.8</b>	1:56.038	(2) 140.29	0.609	15:47:27.169
6 - D3	35.812	<b>46.525</b>	<b>33.092</b>	169.5	234.2	<b>1:55.429</b>	(1) <b>141.03</b>		<b>15:49:22.598</b>

P9 10 Pro Mercedes-AMG Team SPS Automotive Perf		Mercedes-AMG GT3							
IDEAL LAP TIME : 1:54.248		BEST LAP TIME : 1:55.525		DIFFERENCE : 1.277					
D1: Yelmer BUURMAN		D2: Luca STOLZ		D3: Maximilian GOETZ					
LAP	SECTOR 1	SECTOR 2	SECTOR 3	SPEED TRAP	LAP TIME	KPH	DIFF	TIME OF DAY	
1 - D3	OUTLAP	46.542	38.513	<b>170.6</b>	134.1	2:13.152	122.26	17.627	15:36:48.938
2 - D3	<b>34.616</b>	1:08.165	IN PIT		<b>231.2</b>	4:41.707	P 57.78	2:46.182	15:41:30.645
3 - D3	OUTLAP	49.060	37.002	169.2	173.3	2:10.749	124.50	15.224	15:43:41.394
4 - D3	36.941	47.161	35.774	169.5	227.3	1:59.876	135.80	4.351	15:45:41.270
5 - D3	35.932	46.665	34.017	170.3	227.8	1:56.614	(3) 139.59	1.089	15:47:37.884
6 - D3	35.973	46.318	33.524	169.0	228.8	1:55.815	(2) 140.56	0.290	15:49:33.699
7 - D3	35.954	47.301	36.113	169.2	229.2	1:59.368	136.37	3.843	15:51:33.067
8 - D3	35.893	<b>46.287</b>	<b>33.345</b>	168.4	227.8	<b>1:55.525</b>	(1) <b>140.91</b>		<b>15:53:28.592</b>

Weather / Track : Rain / Wet

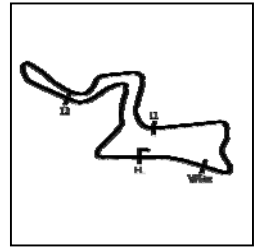
Kyalami Grand Prix Circuit

Circuit Length = 4.522 km

Start: 15:34 Flag 15:52 End: 15:57

# Kyalami 9 Hours

## QUALIFYING 3 - SECTOR ANALYSIS



SECTOR 1 = FL to I1, SECTOR 2 = I1 to I2 SECTOR 3 = I2 to I3, SECTOR 4 = I3 to FL, DIFF = Difference To Personal Best Lap, P = Crossed Finish Line in Pit Lane, D = Time Disallowed

P10 999 Pro		Mercedes-AMG Team GruppeM Racing			Mercedes-AMG GT3				
IDEAL LAP TIME : 1:53.978		BEST LAP TIME : 1:55.567			DIFFERENCE : 1.589				
D1: Maxi BUHK		D2: Maro ENGEL			D3: Raffaele MARCIELLO				
LAP	SECTOR 1	SECTOR 2	SECTOR 3	SPEED TRAP	LAP TIME	KPH	DIFF	TIME OF DAY	
1 - D3	OUTLAP	46.894	37.162	171.4	200.7	2:06.082	129.11	10.515	15:36:43.514
2 - D3	<b>34.395</b>	1:03.145	IN PIT	<b>232.7</b>	4:53.252	<b>P</b> 55.51	2:57.685	15:41:36.766	
3 - D3	OUTLAP	49.537	40.914	171.1	193.2	2:14.762	120.79	19.195	15:43:51.528
4 - D3	36.223	46.744	33.884	170.3	229.2	1:56.851 <b>(3)</b>	139.31	1.284	15:45:48.379
5 - D3	35.874	47.548	36.350	170.6	230.2	1:59.772	135.91	4.205	15:47:48.151
6 - D3	36.141	<b>46.173</b>	33.428	170.0	230.2	1:55.742 <b>(2)</b>	140.65	0.175	15:49:43.893
7 - D3	35.872	46.285	<b>33.410</b>	169.5	230.2	<b>1:55.567 (1)</b>	<b>140.86</b>		<b>15:51:39.460</b>

P11 18 Pro		KCMG			Nissan GT-R NISMO GT3				
IDEAL LAP TIME : 1:54.607		BEST LAP TIME : 1:55.687			DIFFERENCE : 1.080				
D1: Alexandre IMPERATORI		D2: Edoardo LIBERATI			D3: Oliver JARVIS				
LAP	SECTOR 1	SECTOR 2	SECTOR 3	SPEED TRAP	LAP TIME	KPH	DIFF	TIME OF DAY	
1 - D3	OUTLAP	46.988	35.859	171.1	183.0	2:05.488	129.72	9.801	15:36:17.760
2 - D3	<b>34.812</b>	50.124	IN PIT	<b>233.7</b>	4:54.097	<b>P</b> 55.35	2:58.410	15:41:11.857	
3 - D3	OUTLAP	48.839	34.625	<b>173.3</b>	187.5	2:08.305	126.87	12.618	15:43:20.162
4 - D3	36.302	47.175	33.705	171.9	230.7	1:57.182	138.92	1.495	15:45:17.344
5 - D3	35.981	46.713	33.730	173.0	230.7	1:56.424 <b>(3)</b>	139.82	0.737	15:47:13.768
6 - D3	35.779	<b>46.612</b>	33.435	171.7	232.7	1:55.826 <b>(2)</b>	140.54	0.139	15:49:09.594
7 - D3	35.884	46.810	35.057	171.9	232.7	1:57.751	138.25	2.064	15:51:07.345
8 - D3	35.713	46.791	<b>33.183</b>	171.4	232.2	<b>1:55.687 (1)</b>	<b>140.77</b>		<b>15:53:03.032</b>

P12 31 Pro		Frikadelli Racing Team			Porsche 911 GT3 R				
IDEAL LAP TIME : 1:51.815		BEST LAP TIME : 1:55.689			DIFFERENCE : 3.874				
D1: Mathieu JAMINET		D2: Dennis OLSEN			D3: Nick TANDY				
LAP	SECTOR 1	SECTOR 2	SECTOR 3	SPEED TRAP	LAP TIME	KPH	DIFF	TIME OF DAY	
1 - D3	OUTLAP	<b>44.572</b>	35.167	170.3	206.5	<del>2:00.062</del> <b>D</b>	135.58	4.373	15:36:06.219
2 - D3	<b>33.873</b>	3:41.163	IN PIT	<b>232.2</b>	6:44.148	<b>P</b> 40.28	4:48.459	15:42:50.367	
3 - D3	OUTLAP	48.870	34.458	170.3	201.1	2:07.202	127.97	11.513	15:44:57.569
4 - D3	36.488	47.163	33.873	170.0	227.8	1:57.524	138.51	1.835	15:46:55.093
5 - D3	36.233	47.026	33.718	169.8	228.3	1:56.977 <b>(3)</b>	139.16	1.288	15:48:52.070
6 - D3	35.847	46.576	<b>33.370</b>	<b>170.6</b>	229.2	1:55.793 <b>(2)</b>	140.58	0.104	15:50:47.863
7 - D3	35.644	46.476	33.569	169.5	229.7	<b>1:55.689 (1)</b>	<b>140.77</b>		<b>15:52:43.552</b>

P13 107 Pro		Bentley Team M-Sport			Bentley Continental GT3				
IDEAL LAP TIME : 1:54.444		BEST LAP TIME : 1:56.050			DIFFERENCE : 1.606				
D1: Jules GOUNON		D2: Maxime SOULET			D3: Jordan PEPPER				
LAP	SECTOR 1	SECTOR 2	SECTOR 3	SPEED TRAP	LAP TIME	KPH	DIFF	TIME OF DAY	
1 - D3	OUTLAP	<b>45.428</b>	IN PIT	191.8	2:54.080	<b>P</b> 93.51	58.030	15:37:08.092	
2 - D3	OUTLAP	1:21.030	IN PIT	204.9	4:08.164	<b>P</b> 65.59	2:12.114	15:41:16.256	
3 - D3	OUTLAP	48.023	37.122	172.8	201.1	2:07.687	127.49	11.637	15:43:23.943
4 - D3	36.259	47.540	34.087	172.5	234.7	1:57.886	138.09	1.836	15:45:21.829
5 - D3	35.998	47.651	33.920	<b>173.0</b>	234.7	1:57.569	138.46	1.519	15:47:19.398
6 - D3	35.850	46.673	33.840	171.9	<b>236.3</b>	1:56.363 <b>(3)</b>	139.90	0.313	15:49:15.761
7 - D3	35.808	46.992	33.392	172.2	<b>236.3</b>	1:56.192 <b>(2)</b>	140.10	0.142	15:51:11.953
8 - D3	<b>35.651</b>	47.034	<b>33.365</b>	172.2	<b>236.3</b>	<b>1:56.050 (1)</b>	<b>140.27</b>		<b>15:53:08.003</b>

Weather / Track : Rain / Wet

Results can be found at [www.tsl-timing.com](http://www.tsl-timing.com)

Page 3 of 7

Kyalami Grand Prix Circuit

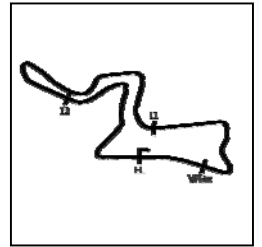
Circuit Length = 4.522 km

Start: 15:34 Flag 15:52 End: 15:57

Printed - 16:06 Friday, 22 November 2019

# Kyalami 9 Hours

## QUALIFYING 3 - SECTOR ANALYSIS



SECTOR 1 = FL to I1, SECTOR 2 = I1 to I2 SECTOR 3 = I2 to I3, SECTOR 4 = I3 to FL, DIFF = Difference To Personal Best Lap, P = Crossed Finish Line in Pit Lane, D = Time Disallowed

<b>P14 9 Silver Lechner Racing</b>		<b>Porsche 911 GT3 R</b>								
IDEAL LAP TIME : 1:55.086		BEST LAP TIME : 1:56.086			DIFFERENCE : 1.000					
D1: Saul HACK		D2: Lars KERN			D3: Dylan PEREIRA					
LAP	SECTOR 1	SECTOR 2	SECTOR 3	SPEED TRAP	LAP TIME	KPH	DIFF	TIME OF DAY		
1 - D3	OUTLAP	47.998	36.570	167.9	171.7	2:09.319	125.88	13.233	15:36:19.242	
2 - D3	<b>35.248</b>	50.569	IN PIT		228.8	5:00.344 <b>P</b>	54.20	3:04.258	15:41:19.586	
3 - D3	OUTLAP	50.254	36.180	169.0	200.0	2:09.823	125.39	13.737	15:43:29.409	
4 - D3	36.961	48.374	38.755	169.2	228.3	2:04.090	131.18	8.004	15:45:33.499	
5 - D3	36.792	47.071	33.998	<b>170.3</b>	227.8	1:57.861	138.12	1.775	15:47:31.360	
6 - D3	36.676	47.090	33.826	170.0	<b>230.2</b>	1:57.592 <b>(3)</b>	138.43	1.506	15:49:28.952	
7 - <b>D3</b>	36.065	47.007	<b>33.014</b>	169.0	<b>230.2</b>	<b>1:56.086 (1)</b>	<b>140.23</b>		<b>15:51:25.038</b>	
8 - D3	36.289	<b>46.824</b>	33.275	169.0	229.2	1:56.388 <b>(2)</b>	139.87	0.302	15:53:21.426	

<b>P15 108 Pro Bentley Team M-Sport</b>		<b>Bentley Continental GT3</b>								
IDEAL LAP TIME : 1:56.159		BEST LAP TIME : 1:56.237			DIFFERENCE : 0.078					
D1: Rodrigo BAPTISTA		D2: Andy SOUCEK			D3: Steven KANE					
LAP	SECTOR 1	SECTOR 2	SECTOR 3	SPEED TRAP	LAP TIME	KPH	DIFF	TIME OF DAY		
1 - D3	OUTLAP	48.749	38.267	163.3	198.8	2:10.258	124.97	14.021	15:36:37.097	
2 - D3	37.026	58.835	IN PIT		214.7	4:57.147 <b>P</b>	54.78	3:00.910	15:41:34.244	
3 - D3	OUTLAP	49.743	35.199	172.5	203.3	2:08.268	126.91	12.031	15:43:42.512	
4 - D3	36.295	47.400	36.925	172.5	234.7	2:00.620	134.96	4.383	15:45:43.132	
5 - D3	36.653	48.697	34.494	<b>174.4</b>	233.2	1:59.844 <b>(3)</b>	135.83	3.607	15:47:42.976	
6 - D3	35.740	<b>46.940</b>	33.917	172.2	237.8	1:56.597 <b>(2)</b>	139.61	0.360	15:49:39.573	
7 - <b>D3</b>	<b>35.711</b>	47.018	<b>33.508</b>	174.1	238.4	<b>1:56.237 (1)</b>	<b>140.05</b>		<b>15:51:35.810</b>	

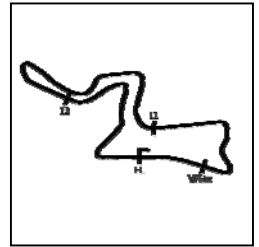
<b>P16 25 Pro Audi Sport Team WRT</b>		<b>Audi R8 LMS GT3 2019</b>								
IDEAL LAP TIME : 1:54.390		BEST LAP TIME : 1:56.329			DIFFERENCE : 1.939					
D1: Dries VANTHOOR		D2: Kelvin VAN DER LINDE			D3: Frederic VERVISH					
LAP	SECTOR 1	SECTOR 2	SECTOR 3	SPEED TRAP	LAP TIME	KPH	DIFF	TIME OF DAY		
1 - D3	OUTLAP	<b>46.617</b>	36.634	169.8	202.6	2:02.513	132.87	6.184	15:36:19.430	
2 - D3	<b>34.353</b>	49.300	IN PIT		<b>231.7</b>	5:19.175 <b>P</b>	51.00	3:22.846	15:41:38.605	
3 - D3	OUTLAP	48.542	37.895	167.7	189.1	2:09.150	126.04	12.821	15:43:47.755	
4 - D3	36.597	47.803	34.440	169.5	226.8	1:58.840	136.98	2.511	15:45:46.595	
5 - D3	36.162	47.088	33.914	170.3	228.3	1:57.164 <b>(3)</b>	138.94	0.835	15:47:43.759	
6 - D3	35.991	47.217	33.429	169.0	230.2	1:56.637 <b>(2)</b>	139.57	0.308	15:49:40.396	
7 - <b>D3</b>	35.792	47.117	<b>33.420</b>	169.5	230.2	<b>1:56.329 (1)</b>	<b>139.94</b>		<b>15:51:36.725</b>	
8 - D3	37.153	46.945	33.666	<b>170.6</b>	229.2	1:57.764	138.23	1.435	15:53:34.489	

<b>P17 30 Pro Honda Team Motul</b>		<b>Honda NSX GT3 2019</b>								
IDEAL LAP TIME : 1:54.724		BEST LAP TIME : 1:56.423			DIFFERENCE : 1.699					
D1: Marco BONANOMI		D2: Bertrand BAGUETTE			D3: Dane CAMERON					
LAP	SECTOR 1	SECTOR 2	SECTOR 3	SPEED TRAP	LAP TIME	KPH	DIFF	TIME OF DAY		
1 - D3	OUTLAP	<b>46.333</b>	35.810	173.3	152.5	2:06.566	128.62	10.143	15:36:28.661	
2 - D3	<b>34.776</b>	51.063	IN PIT		234.2	5:11.389 <b>P</b>	52.27	3:14.966	15:41:40.050	
3 - D3	OUTLAP	48.663	34.482	<b>175.6</b>	160.4	2:08.244	126.93	11.821	15:43:48.294	
4 - D3	36.609	48.024	34.630	174.1	235.2	1:59.263	136.49	2.840	15:45:47.557	
5 - D3	36.204	47.174	33.781	174.1	234.7	1:57.159 <b>(3)</b>	138.94	0.736	15:47:44.716	
6 - <b>D3</b>	35.842	46.902	33.679	173.6	<b>236.3</b>	<b>1:56.423 (1)</b>	<b>139.82</b>		<b>15:49:41.139</b>	
7 - D3	36.319	49.457	33.948	173.6	<b>236.3</b>	1:59.724	135.97	3.301	15:51:40.863	
8 - D3	36.744	46.789	<b>33.615</b>	171.4	235.8	1:57.148 <b>(2)</b>	138.96	0.725	15:53:38.011	

Weather / Track : Rain / Wet

# Kyalami 9 Hours

## QUALIFYING 3 - SECTOR ANALYSIS



SECTOR 1 = FL to I1, SECTOR 2 = I1 to I2 SECTOR 3 = I2 to I3, SECTOR 4 = I3 to FL, DIFF = Difference To Personal Best Lap, P = Crossed Finish Line in Pit Lane, D = Time Disallowed

P18 188 ProAm Garage 59			Aston Martin Vantage AMR GT3						
IDEAL LAP TIME : 1:56.212		BEST LAP TIME : 1:56.491		DIFFERENCE : 0.279					
D1: Alex WEST		D2: Chris GOODWIN		D3: Côme LEDOGAR					
LAP	SECTOR 1	SECTOR 2	SECTOR 3	SPEED TRAP	LAP TIME	KPH	DIFF	TIME OF DAY	
1 - D3	OUTLAP	47.762	IN PIT	170.6	3:25.849	<b>P</b> 79.08	1:29.358	15:37:36.471	
2 - D3	OUTLAP	1:20.526	IN PIT	193.2	3:47.749	<b>P</b> 71.47	1:51.258	15:41:24.220	
3 - D3	OUTLAP	48.187	37.556	<b>172.2</b>	2:12.937	122.45	16.446	15:43:37.157	
4 - D3	36.464	47.723	34.181	170.6	230.7	1:58.368	137.53	1:877	15:45:35.525
5 - D3	36.038	47.146	33.798	171.9	230.7	1:56.982	<b>(3)</b> 139.15	0.491	15:47:32.507
6 - D3	36.187	47.074	35.708	171.7	<b>233.7</b>	1:58.969	136.83	2.478	15:49:31.476
7 - D3	36.136	47.023	<b>33.420</b>	170.8	232.2	1:56.579	<b>(2)</b> 139.64	0.088	15:51:28.055
8 - D3	<b>35.864</b>	<b>46.928</b>	33.699	167.9	232.2	<b>1:56.491 (1)</b>	<b>139.74</b>		<b>15:53:24.546</b>

P19 6 Silver Black Falcon			Mercedes-AMG GT3						
IDEAL LAP TIME : 1:55.373		BEST LAP TIME : 1:56.707		DIFFERENCE : 1.334					
D1: Hubert HAUPT		D2: Patrick ASSENHEIMER		D3: Sergei AFANASIEV					
LAP	SECTOR 1	SECTOR 2	SECTOR 3	SPEED TRAP	LAP TIME	KPH	DIFF	TIME OF DAY	
1 - D3	OUTLAP	47.500	36.680	168.7	157.8	2:08.753	126.43	12.046	15:36:31.582
2 - D3	<b>34.812</b>	54.982	IN PIT	<b>231.7</b>	4:50.531	<b>P</b> 56.03	2:53.824	15:41:22.113	
3 - D3	OUTLAP	47.966	34.666	169.2	173.9	2:11.147	124.12	14.440	15:43:33.260
4 - D3	35.976	47.001	34.220	169.0	227.3	1:57.197	<b>(3)</b> 138.90	0.490	15:45:30.457
5 - D3	37.161	47.687	34.908	<b>169.8</b>	228.3	1:59.756	135.93	3.049	15:47:30.213
6 - D3	36.073	47.156	<b>33.671</b>	168.7	229.7	1:56.900	<b>(2)</b> 139.25	0.193	15:49:27.113
7 - D3	35.939	<b>46.890</b>	33.878	168.7	229.7	<b>1:56.707 (1)</b>	<b>139.48</b>		<b>15:51:23.820</b>

P20 36 Am Walkenhorst Motorsport			BMW M6 GT3						
IDEAL LAP TIME : 1:56.701		BEST LAP TIME : 1:56.784		DIFFERENCE : 0.083					
D1: Henry WALKENHORST		D2: Michael Von ROOYEN		D3: Gennaro BONAFEDE					
LAP	SECTOR 1	SECTOR 2	SECTOR 3	SPEED TRAP	LAP TIME	KPH	DIFF	TIME OF DAY	
1 - D3	OUTLAP	51.041	38.165	165.8	155.6	2:14.289	121.22	17.505	15:36:46.114
2 - D3	<b>35.906</b>	1:08.377	IN PIT	214.7	4:54.936	<b>P</b> 55.19	2:58.152	15:41:41.050	
3 - D3	OUTLAP	49.822	36.634	<b>172.5</b>	166.6	2:11.243	124.03	14.459	15:43:52.293
4 - D3	36.685	47.585	34.875	170.8	228.3	1:59.145	136.63	2.361	15:45:51.438
5 - D3	36.061	47.382	34.573	171.9	233.7	1:58.016	137.94	1.232	15:47:49.454
6 - D3	36.539	47.042	34.125	171.4	<b>234.7</b>	1:57.706	<b>(3)</b> 138.30	0.922	15:49:47.160
7 - D3	35.933	<b>46.978</b>	33.873	171.1	234.2	<b>1:56.784 (1)</b>	<b>139.39</b>		<b>15:51:43.944</b>
8 - D3	36.331	47.133	<b>33.817</b>	171.1	232.7	1:57.281	<b>(2)</b> 138.80	0.497	15:53:41.225

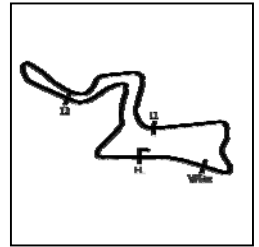
P21 34 Pro Walkenhorst Motorsport			BMW M6 GT3						
IDEAL LAP TIME : 1:52.865		BEST LAP TIME : 1:56.845		DIFFERENCE : 3.980					
D1: Christian KROGNES		D2: Mikkel JENSEN		D3: Nicky CATSBURG					
LAP	SECTOR 1	SECTOR 2	SECTOR 3	SPEED TRAP	LAP TIME	KPH	DIFF	TIME OF DAY	
1 - D3	OUTLAP	<b>45.522</b>	36.923	170.8	189.1	2:03.699	131.60	6.854	15:36:22.224
2 - D3	<b>33.725</b>	49.432	IN PIT	227.3	5:05.983	<b>P</b> 53.20	3:09.138	15:41:28.207	
3 - D3	OUTLAP	49.759	35.456	<b>173.6</b>	177.6	2:10.841	124.41	13.996	15:43:39.048
4 - D3	36.866	47.902	34.168	171.9	227.3	1:58.936	136.87	2.091	15:45:37.984
5 - D3	36.572	47.575	33.803	171.1	227.3	1:57.950	138.01	1.105	15:47:35.934
6 - D3	35.973	47.122	33.762	171.7	233.2	1:56.857	<b>(2)</b> 139.30	0.012	15:49:32.791
7 - D3	36.210	47.149	33.804	170.8	<b>234.2</b>	1:57.163	<b>(3)</b> 138.94	0.318	15:51:29.954
8 - D3	36.045	47.182	<b>33.618</b>	170.6	233.2	<b>1:56.845 (1)</b>	<b>139.32</b>		<b>15:53:26.799</b>

Weather / Track : Rain / Wet



# Kyalami 9 Hours

## QUALIFYING 3 - SECTOR ANALYSIS



SECTOR 1 = FL to I1, SECTOR 2 = I1 to I2 SECTOR 3 = I2 to I3, SECTOR 4 = I3 to FL, DIFF = Difference To Personal Best Lap, P = Crossed Finish Line in Pit Lane, D = Time Disallowed

<b>P22 22 Silver</b>		<b>WTM Racing powered by Rinaldi</b>			<b>Ferrari 488 GT3</b>				
IDEAL LAP TIME : 1:55.644		BEST LAP TIME : 1:56.871			DIFFERENCE : 1.227				
D1: Leonard WEISS		D2: Jochen KRUMBACH			D3: David PEREL				
LAP	SECTOR 1	SECTOR 2	SECTOR 3	SPEED TRAP	LAP TIME	KPH	DIFF	TIME OF DAY	
1 - D3	OUTLAP	47.210	36.105	168.2	186.8	2:07.270	127.91	10.399	15:36:36.507
2 - D3	<b>35.336</b>	56.834	IN PIT	230.7	4:58.915	<b>P</b> 54.46	3:02.044	15:41:35.422	
3 - D3	OUTLAP	49.004	35.236	169.0	195.2	2:08.140	127.04	11.269	15:43:43.562
4 - D3	37.075	47.762	34.574	169.0	220.4	1:59.411	136.32	2.540	15:45:42.973
5 - D3	36.679	47.241	34.102	<b>170.8</b>	227.8	1:58.022	137.93	1.151	15:47:40.995
6 - D3	36.431	47.050	33.627	168.7	230.7	1:57.108 <b>(2)</b>	139.01	0.237	15:49:38.103
7 - <b>D3</b>	36.358	46.936	<b>33.577</b>	170.0	<b>231.2</b>	<b>1:56.871 (1)</b>	<b>139.29</b>		<b>15:51:34.974</b>
8 - D3	37.335	<b>46.731</b>	33.901	168.2	230.7	1:57.967 <b>(3)</b>	137.99	1.096	15:53:32.941

<b>P23 44 Pro</b>		<b>Mercedes-AMG Team Strakka Racing</b>			<b>Mercedes-AMG GT3</b>				
IDEAL LAP TIME : 1:56.925		BEST LAP TIME : 1:56.925			DIFFERENCE : 0.000				
D1: Gary PAFFETT		D2: Lewis WILLIAMSON			D3: Tristan VAUTIER				
LAP	SECTOR 1	SECTOR 2	SECTOR 3	SPEED TRAP	LAP TIME	KPH	DIFF	TIME OF DAY	
1 - D3	OUTLAP	48.210	IN PIT	196.7	7:04.036	<b>P</b> 38.39	5:07.111	15:41:23.491	
2 - D3	OUTLAP	50.797	36.387	<b>170.3</b>	170.8	2:15.135	120.46	18.210	15:43:38.626
3 - D3	37.033	47.254	34.491	167.9	227.3	1:58.778 <b>(3)</b>	137.05	1.853	15:45:37.404
4 - D3	37.917	47.952	36.596	<b>170.3</b>	226.4	2:02.465	132.92	5.540	15:47:39.869
5 - D3	36.626	47.303	33.734	168.7	227.3	1:57.663 <b>(2)</b>	138.35	0.738	15:49:37.532
6 - <b>D3</b>	<b>36.332</b>	<b>47.010</b>	<b>33.583</b>	169.0	<b>227.8</b>	<b>1:56.925 (1)</b>	<b>139.22</b>		<b>15:51:34.457</b>

<b>P24 43 ProAm</b>		<b>Strakka Racing</b>			<b>Mercedes-AMG GT3</b>				
IDEAL LAP TIME : 1:57.553		BEST LAP TIME : 1:58.434			DIFFERENCE : 0.881				
D1: Christina NIELSEN		D2: Adrian Henry D'SILVA			D3: Dominik BAUMANN				
LAP	SECTOR 1	SECTOR 2	SECTOR 3	SPEED TRAP	LAP TIME	KPH	DIFF	TIME OF DAY	
1 - D3	OUTLAP	55.656	IN PIT	183.6	6:47.542	<b>P</b> 39.94	4:49.108	15:41:15.603	
2 - D3	OUTLAP	52.711	36.098	<b>169.8</b>	196.3	2:13.454	121.98	15.020	15:43:29.057
3 - D3	37.078	48.370	34.076	167.7	<b>226.8</b>	1:59.524	136.20	1.090	15:45:28.581
4 - <b>D3</b>	36.904	<b>47.413</b>	34.117	169.0	225.4	<b>1:58.434 (1)</b>	<b>137.45</b>		<b>15:47:27.015</b>
5 - D3	36.906	47.716	<b>33.873</b>	167.4	224.5	1:58.495 <b>(2)</b>	137.38	0.061	15:49:25.510
6 - D3	<b>36.267</b>	48.622	34.198	167.4	226.4	1:59.087 <b>(3)</b>	136.70	0.653	15:51:24.597

<b>P25 40 Am</b>		<b>SPS Automotive Performance</b>			<b>Mercedes-AMG GT3</b>				
IDEAL LAP TIME : 1:59.583		BEST LAP TIME : 1:59.733			DIFFERENCE : 0.150				
D1: Valentin PIERBURG		D2: Tim Torsten MUELLER			D3: Miguel RAMOS				
LAP	SECTOR 1	SECTOR 2	SECTOR 3	SPEED TRAP	LAP TIME	KPH	DIFF	TIME OF DAY	
1 - D3	OUTLAP	53.794	IN PIT	127.2	7:05.382	<b>P</b> 38.26	5:05.649	15:41:44.998	
2 - D3	OUTLAP	54.894	38.013	168.4	169.5	2:21.740	114.85	22.007	15:44:06.738
3 - D3	38.062	49.917	35.780	169.2	228.3	2:03.759	131.53	4.026	15:46:10.497
4 - D3	37.333	48.876	35.245	<b>169.8</b>	227.3	2:01.454	134.03	1.721	15:48:11.951
5 - D3	36.980	<b>48.322</b>	<b>34.565</b>	168.7	228.3	1:59.867 <b>(2)</b>	135.81	0.134	15:50:11.818
6 - D3	37.021	48.530	34.787	169.5	228.3	2:00.338 <b>(3)</b>	135.27	0.605	15:52:12.156
7 - <b>D3</b>	<b>36.696</b>	48.429	34.608	169.2	<b>229.2</b>	<b>1:59.733 (1)</b>	<b>135.96</b>		<b>15:54:11.889</b>

<b>P26 17 Nat</b>		<b>Pablo Clark Racing</b>			<b>Ferrari 458 Italia GT3</b>				
IDEAL LAP TIME : 1:59.989		BEST LAP TIME : 2:00.266			DIFFERENCE : 0.277				
D1: Kishoor PITAMBER		D2: Leonard Charles THOMPS			D3: Michael STEPHEN				
LAP	SECTOR 1	SECTOR 2	SECTOR 3	SPEED TRAP	LAP TIME	KPH	DIFF	TIME OF DAY	
1 - D3	OUTLAP	54.479	41.003	164.8	152.3	2:23.789	113.21	23.523	15:37:21.568
2 - D3	40.344	1:31.674	IN PIT	210.5	4:55.507	<b>P</b> 55.08	2:55.241	15:42:17.075	
3 - D3	OUTLAP	52.086	37.126	167.7	166.1	2:17.098	118.74	16.832	15:44:34.173
4 - D3	37.752	49.663	35.904	<b>169.8</b>	213.4	2:03.319	132.00	3.053	15:46:37.492
5 - D3	37.020	48.968	35.092	<b>169.8</b>	229.2	2:01.080 <b>(3)</b>	134.44	0.814	15:48:38.572
6 - <b>D3</b>	<b>36.878</b>	<b>48.437</b>	34.951	169.2	<b>230.7</b>	<b>2:00.266 (1)</b>	<b>135.35</b>		<b>15:50:38.838</b>
7 - D3	37.258	48.747	<b>34.674</b>	169.5	229.2	2:00.679 <b>(2)</b>	134.89	0.413	15:52:39.517

Weather / Track : Rain / Wet

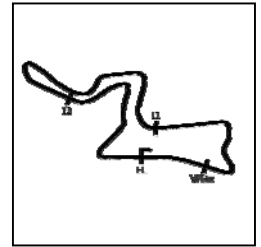
Kyalami Grand Prix Circuit

Circuit Length = 4.522 km

Start: 15:34 Flag 15:52 End: 15:57

# Kyalami 9 Hours

## QUALIFYING 3 - SECTOR ANALYSIS



SECTOR 1 = FL to I1, SECTOR 2 = I1 to I2 SECTOR 3 = I2 to I3, SECTOR 4 = I3 to FL, DIFF = Difference To Personal Best Lap, P = Crossed Finish Line in Pit Lane, D = Time Disallowed

<b>P27 13 Nat</b>		<b>Stradale Motorsport</b>		<b>Lamborghini Huracan GT3 2019</b>					
IDEAL LAP TIME : 2:01.596		BEST LAP TIME : 2:02.073		DIFFERENCE : 0.477					
D1: Charl ARANGIES		D2: Craig JARVIS		D3: Dawie JOUBERT					
LAP	SECTOR 1	SECTOR 2	SECTOR 3	SPEED TRAP	LAP TIME	KPH	DIFF	TIME OF DAY	
1 - D3	OUTLAP	54.182	IN PIT	145.9	6:38.004 <b>P</b>	40.90	4:35.931	15:41:21.233	
2 - D3	OUTLAP	52.066	38.563	153.8	2:21.141	115.33	19.068	15:43:42.374	
3 - D3	38.392	50.981	37.298	165.1	2:06.671	128.51	4.598	15:45:49.045	
4 - D3	37.990	50.871	35.939	164.3	2:04.800	130.44	2.727	15:47:53.845	
5 - D3	<b>37.340</b>	50.280	36.233	165.1	2:03.853 <b>(3)</b>	131.43	1.780	15:49:57.698	
6 - D3	37.736	49.608	35.635	164.8	<b>2:02.979 (2)</b>	132.37	0.906	15:52:00.677	
7 - D3	37.817	<b>49.580</b>	<b>34.676</b>	<b>165.3</b>	<b>2:02.073 (1)</b>	<b>133.35</b>		<b>15:54:02.750</b>	

<b>P28 09 Am</b>		<b>Team Perfect Circle</b>		<b>Porsche 997 GT3 R</b>					
IDEAL LAP TIME : 2:07.651		BEST LAP TIME : 2:08.283		DIFFERENCE : 0.632					
D1: Franco SCRIBANTE		D2: Silvio SCRIBANTE		D3: Andre BEZUIDENHOUT					
LAP	SECTOR 1	SECTOR 2	SECTOR 3	SPEED TRAP	LAP TIME	KPH	DIFF	TIME OF DAY	
1 - D3	OUTLAP	54.120	IN PIT	146.5	5:41.541 <b>P</b>	47.66	3:33.258	15:41:47.774	
2 - D3	OUTLAP	53.647	39.410	160.9	2:21.758	114.83	13.475	15:44:09.532	
3 - D3	40.178	52.239	37.998	<b>163.6</b>	2:10.415	124.82	2.132	15:46:19.947	
4 - D3	39.328	52.107	37.728	160.7	2:09.163 <b>(3)</b>	126.03	0.880	15:48:29.110	
5 - D3	39.663	<b>51.098</b>	<b>37.522</b>	161.4	<b>2:08.283 (1)</b>	<b>126.90</b>		<b>15:50:37.393</b>	
6 - D3	<b>39.031</b>	52.106	37.546	161.1	<b>2:08.683 (2)</b>	126.50	0.400	15:52:46.076	

Weather / Track : Rain / Wet

# Kyalami 9 Hours

## QUALIFYING 3 - STATISTICS

<b>Competitors Started</b>	28
<b>Planned Start</b>	2019-11-22 @ 15:30:00.000
<b>Actual Start</b>	2019-11-22 @ 15:34:00.875
<b>Finish Time</b>	2019-11-22 @ 15:52:24.727
<b>Track Length</b>	4.522km
<b>Total Laps</b>	204
<b>Total Distance Covered</b>	922.488km

### Session Fastest Lap History

NO	CL	NAME	LAP TIME	TIME OF DAY	LAP	VEHICLE
<b>35</b>	Pro	<b>KCMG</b> <i>J. BURDON</i>	<b>1:56.136</b>	15:45:10.924	3	Nissan GT-R NISMO GT3
<b>62</b>	Pro	<b>R-Motorsport</b> <i>M. KIRCHHOEFER</i>	<b>1:55.875</b>	15:46:00.170	4	Aston Martin Vantage AMR
<b>35</b>	Pro	<b>KCMG</b> <i>J. BURDON</i>	<b>1:55.336</b>	15:47:06.260	4	Nissan GT-R NISMO GT3
<b>76</b>	Pro	<b>R-Motorsport</b> <i>J. DENNIS</i>	<b>1:55.062</b>	15:47:50.957	5	Aston Martin Vantage AMR
<b>20</b>	Pro	<b>GPX Racing</b> <i>R. LIETZ</i>	<b>1:54.957</b>	15:49:12.835	6	Porsche 911 GT3 R
<b>35</b>	Pro	<b>KCMG</b> <i>J. BURDON</i>	<b>1:54.805</b>	15:50:56.199	6	Nissan GT-R NISMO GT3
<b>29</b>	Pro	<b>Audi Sport Team Land</b> <i>C. HAASE</i>	<b>1:54.660</b>	15:52:18.067	7	Audi R8 LMS GT3 2019

### Flag History

TYPE	TIME OF DAY
GREEN	15:34:00.875
RED	15:37:39.681
GREEN	15:41:03.021
FINISH	15:52:24.727

### Flag Statistics

TYPE	COUNT	TOTAL LAPS	TOTAL TIME
Green	2	8	19:44.303
Red	1	0	3:23.339
Safety Car	0	0	0.000
FCY	0	0	0.000

# Kyalami 9 Hours

## QUALIFYING 3 - STATISTICS

CLASS : Pro

18 Starters

### Fastest Lap History

NO	NAME	LAP TIME	TIME OF DAY	LAP	VEHICLE
35	<b>KCMG</b> <i>J. BURDON</i>	<b>1:56.136</b>	15:45:10.924	3	Nissan GT-R NISMO GT3
62	<b>R-Motorsport</b> <i>M. KIRCHHOEFER</i>	<b>1:55.875</b>	15:46:00.170	4	Aston Martin Vantage AMR GT3
35	<b>KCMG</b> <i>J. BURDON</i>	<b>1:55.336</b>	15:47:06.260	4	Nissan GT-R NISMO GT3
76	<b>R-Motorsport</b> <i>J. DENNIS</i>	<b>1:55.062</b>	15:47:50.957	5	Aston Martin Vantage AMR GT3
20	<b>GPX Racing</b> <i>R. LIETZ</i>	<b>1:54.957</b>	15:49:12.835	6	Porsche 911 GT3 R
35	<b>KCMG</b> <i>J. BURDON</i>	<b>1:54.805</b>	15:50:56.199	6	Nissan GT-R NISMO GT3
29	<b>Audi Sport Team Land</b> <i>C. HAASE</i>	<b>1:54.660</b>	15:52:18.067	7	Audi R8 LMS GT3 2019

Weather / Track : Rain / Wet

Results can be found at [www.tsl-timing.com](http://www.tsl-timing.com)

Page 2 of 6

Kyalami Grand Prix Circuit  
Circuit Length = 4.522 km  
Start: 15:34 Flag 15:52 End: 15:57  
Printed - 15:59 Friday, 22 November 2019

## Kyalami 9 Hours

### QUALIFYING 3 - STATISTICS

CLASS : Am

3 Starters

#### Fastest Lap History

NO	NAME	LAP TIME	TIME OF DAY	LAP	VEHICLE
36	<b>Walkenhorst Motorsport</b> <i>G. BONAFEDE</i>	<b>1:59.145</b>	15:45:51.461	4	BMW M6 GT3
36	<b>Walkenhorst Motorsport</b> <i>G. BONAFEDE</i>	<b>1:58.016</b>	15:47:49.476	5	BMW M6 GT3
36	<b>Walkenhorst Motorsport</b> <i>G. BONAFEDE</i>	<b>1:57.706</b>	15:49:47.182	6	BMW M6 GT3
36	<b>Walkenhorst Motorsport</b> <i>G. BONAFEDE</i>	<b>1:56.784</b>	15:51:43.966	7	BMW M6 GT3

Weather / Track : Rain / Wet

Results can be found at [www.tsl-timing.com](http://www.tsl-timing.com)

Page 3 of 6

Kyalami Grand Prix Circuit  
Circuit Length = 4.522 km  
Start: 15:34 Flag 15:52 End: 15:57  
Printed - 15:59 Friday, 22 November 2019

# Kyalami 9 Hours

## QUALIFYING 3 - STATISTICS

CLASS : ProAm

2 Starters

### Fastest Lap History

NO	NAME	LAP TIME	TIME OF DAY	LAP	VEHICLE
43	<b>Strakka Racing</b> <i>D. BAUMANN</i>	<b>1:59.524</b>	15:45:28.607	3	Mercedes-AMG GT3
188	<b>Garage 59</b> <i>C. LEDOGAR</i>	<b>1:58.368</b>	15:45:35.551	4	Aston Martin Vantage AMR GT3
188	<b>Garage 59</b> <i>C. LEDOGAR</i>	<b>1:56.982</b>	15:47:32.532	5	Aston Martin Vantage AMR GT3
188	<b>Garage 59</b> <i>C. LEDOGAR</i>	<b>1:56.579</b>	15:51:28.080	7	Aston Martin Vantage AMR GT3
188	<b>Garage 59</b> <i>C. LEDOGAR</i>	<b>1:56.491</b>	15:53:24.571	8	Aston Martin Vantage AMR GT3

Weather / Track : Rain / Wet

Results can be found at [www.tsl-timing.com](http://www.tsl-timing.com)

Page 4 of 6

Kyalami Grand Prix Circuit  
Circuit Length = 4.522 km  
Start: 15:34 Flag 15:52 End: 15:57

Printed - 15:59 Friday, 22 November 2019

## Kyalami 9 Hours

### QUALIFYING 3 - STATISTICS

CLASS : Silver

3 Starters

#### Fastest Lap History

NO	NAME	LAP TIME	TIME OF DAY	LAP	VEHICLE
6	<b>Black Falcon</b> <i>S. AFANASIEV</i>	<b>1:57.197</b>	15:45:30.485	4	Mercedes-AMG GT3
6	<b>Black Falcon</b> <i>S. AFANASIEV</i>	<b>1:56.900</b>	15:49:27.140	6	Mercedes-AMG GT3
6	<b>Black Falcon</b> <i>S. AFANASIEV</i>	<b>1:56.707</b>	15:51:23.848	7	Mercedes-AMG GT3
9	<b>Lechner Racing</b> <i>D. PEREIRA</i>	<b>1:56.086</b>	15:51:25.068	7	Porsche 911 GT3 R

Weather / Track : Rain / Wet

Results can be found at [www.tsl-timing.com](http://www.tsl-timing.com)

Page 5 of 6

Kyalami Grand Prix Circuit  
Circuit Length = 4.522 km  
Start: 15:34 Flag 15:52 End: 15:57  
Printed - 15:59 Friday, 22 November 2019

# Kyalami 9 Hours

## QUALIFYING 3 - STATISTICS

CLASS : Nat

2 Starters

### Fastest Lap History

NO	NAME	LAP TIME	TIME OF DAY	LAP	VEHICLE
13	<b>Stradale Motorsport</b> <i>D. JOUBERT</i>	<b>2:06.671</b>	15:45:49.069	3	Lamborghini Huracan GT3 2019
17	<b>Pablo Clark Racing</b> <i>M. STEPHEN</i>	<b>2:03.319</b>	15:46:37.511	4	Ferrari 458 Italia GT3
17	<b>Pablo Clark Racing</b> <i>M. STEPHEN</i>	<b>2:01.080</b>	15:48:38.591	5	Ferrari 458 Italia GT3
17	<b>Pablo Clark Racing</b> <i>M. STEPHEN</i>	<b>2:00.266</b>	15:50:38.857	6	Ferrari 458 Italia GT3

Weather / Track : Rain / Wet

Results can be found at [www.tsl-timing.com](http://www.tsl-timing.com)

Page 6 of 6

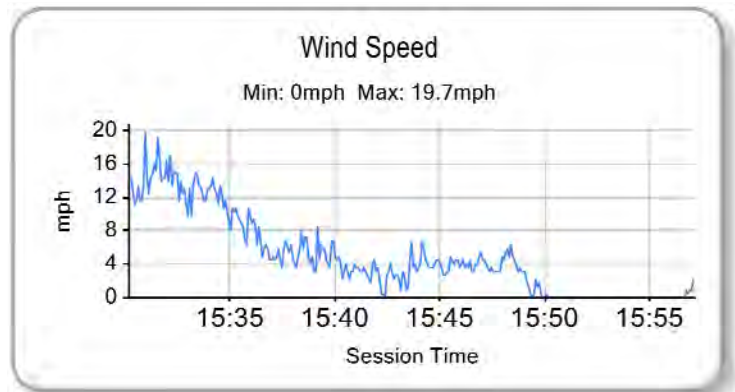
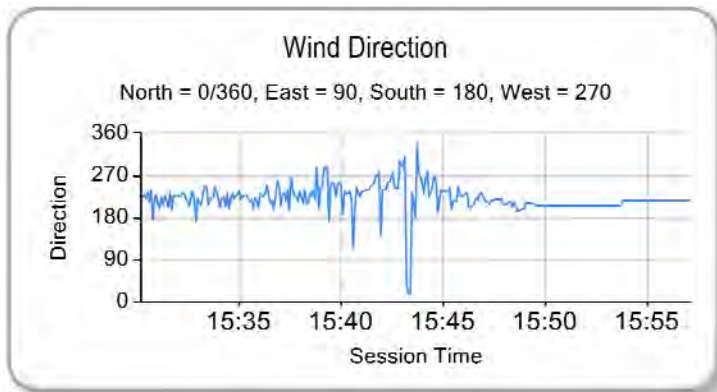
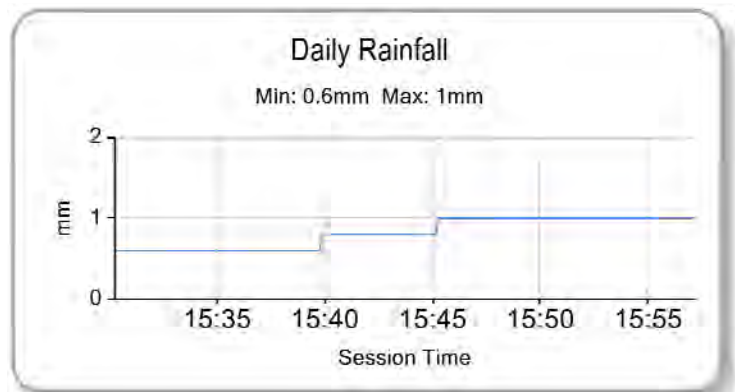
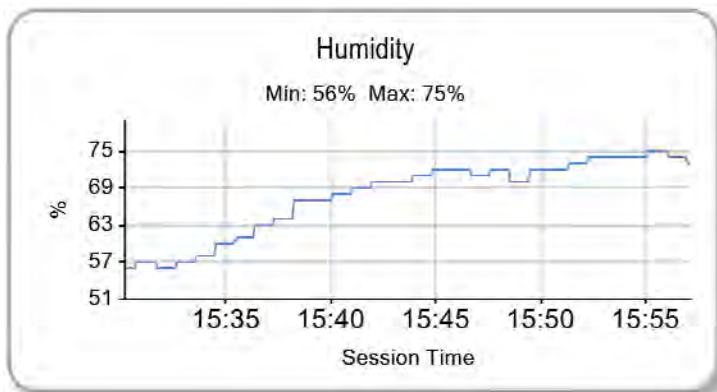
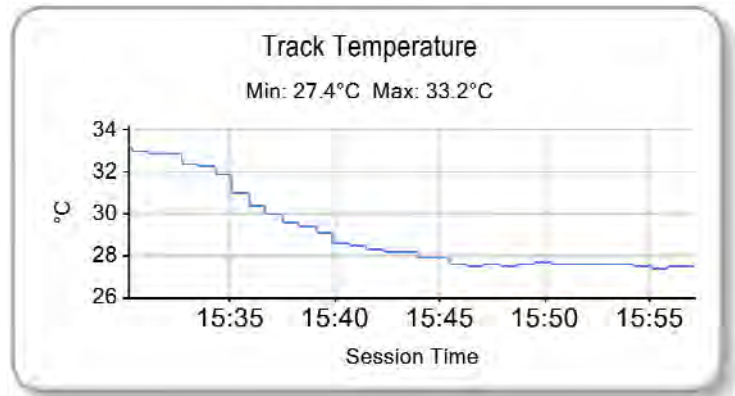
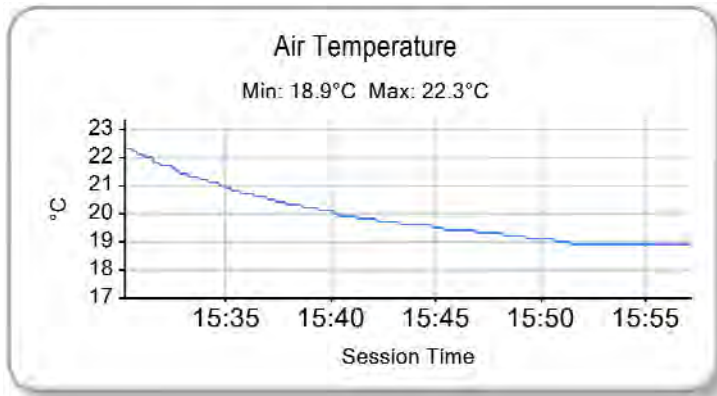
Kyalami Grand Prix Circuit  
Circuit Length = 4.522 km  
Start: 15:34 Flag 15:52 End: 15:57

Printed - 15:59 Friday, 22 November 2019



# Kyalami 9 Hours

## QUALIFYING 3 - WEATHER CONDITIONS



Weather / Track : Rain / Wet

Results can be found at [www.tsl-timing.com](http://www.tsl-timing.com)

Kyalami Grand Prix Circuit  
Circuit Length = 4.522 km  
Start: 15:34 Flag 15:52 End: 15:57

Printed - 16:07 Friday, 22 November 2019

# Kyalami 9 Hours

## QUALIFYING - COMBINED CLASSIFICATION - FINAL

POS	NO	CL	PIC	NAME	TEAM	AVG.	SESSION 1		SESSION 2		SESSION 3	
							LAPS	BEST	LAPS	BEST	LAPS	BEST
1	35	Pro	1	KCMG (HKG) Joao Paulo de OLIVEIRA (BRA) / Katsumasa CHIYO (JPN) / Joshua BU	Nissan GT-R NISMO GT3	1:46.578	8	1:42.463	4	1:42.466	6	1:54.805
2	12	Pro	2	Dinamic Motorsport (ITA) Laurens VANTHOOR (BEL) / Earl BAMBER (NZL) / Matt CAMPBELL (A	Porsche 911 GT3 R	1:46.715	5	1:42.795	4	1:42.378	7	1:54.973
3	76	Pro	3	R-Motorsport (CHE) Maxime MARTIN (BEL) / Enaam AHMED (GBR) / Jake DENNIS (GBR)	Aston Martin Vantage AMR GT3	1:46.739	5	1:42.272	9	1:43.220	8	1:54.725
4	20	Pro	4	GPX Racing (UAE) Michael CHRISTENSEN (DNK) / Kevin ESTRE (FRA) / Richard LIETZ (I	Porsche 911 GT3 R	1:46.884	4	1:43.150	4	1:42.835	8	1:54.669
5	999	Pro	5	Mercedes-AMG Team GruppeM Racing (HKG) Maxi BUHK (DEU) / Maro ENGEL (DEU) / Raffaele MARCIELLO (ITA)	Mercedes-AMG GT3	1:47.003	8	1:42.820	7	1:42.624	7	1:55.567
6	10	Pro	6	Mercedes-AMG Team SPS Automotive Performance (DEU) Yelmer BUURMAN (NDL) / Luca STOLZ (DEU) / Maximilian GOETZ (DE	Mercedes-AMG GT3	1:47.012	6	1:43.033	7	1:42.480	8	1:55.525
7	31	Pro	7	Frikadelli Racing Team (DEU) Mathieu JAMINET (FRA) / Dennis OLSEN (NOR) / Nick TANDY (GBR)	Porsche 911 GT3 R	1:47.026	6	1:42.799	4	1:42.591	7	1:55.689
8	30	Pro	8	Honda Team Motul (ITA) Marco BONANOMI (ITA) / Bertrand BAGUETTE (BEL) / Dane CAMERO	Honda NSX GT3 2019	1:47.070	3	1:42.382	3	1:42.406	8	1:56.423
9	29	Pro	9	Audi Sport Team Land (DEU) Markus WINKELHOCK (DEU) / Christopher MIES (DEU) / Christopher H	Audi R8 LMS GT3 2019	1:47.103	7	1:43.649	6	1:43.000	8	1:54.660
10	42	Pro	10	BMW Team Schnitzer (DEU) Martin TOMCZYK (DEU) / Sheldon VAN DER LINDE (ZAF) / Augusto F/	BMW M6 GT3	1:47.176	7	1:43.400	9	1:42.699	6	1:55.429
11	18	Pro	11	KCMG (HKG) Alexandre IMPERATORI (CHE) / Edoardo LIBERATI (ITA) / Oliver JARV	Nissan GT-R NISMO GT3	1:47.189	7	1:42.815	6	1:43.065	8	1:55.687
12	911	Pro	12	KUS Team 75 Bernhard (DEU) Romain DUMAS (FRA) / Dirk WERNER (DEU) / Sven MUELLER (DEU)	Porsche 911 GT3 R	1:47.235	6	1:43.649	4	1:42.694	6	1:55.364
13	107	Pro	13	Bentley Team M-Sport (GBR) Jules GOUNON (FRA) / Maxime SOULET (BEL) / Jordan PEPPER (ZAF	Bentley Continental GT3	1:47.418	8	1:43.152	5	1:43.052	8	1:56.050
14	108	Pro	14	Bentley Team M-Sport (GBR) Rodrigo BAPTISTA (BRA) / Andy SOUCEK (ESP) / Steven KANE (GBR)	Bentley Continental GT3	1:47.483	7	1:43.168	7	1:43.046	7	1:56.237
15	25	Pro	15	Audi Sport Team WRT (BEL) Dries VANTHOOR (BEL) / Kelvin VAN DER LINDE (ZAF) / Frederic VEF	Audi R8 LMS GT3 2019	1:47.533	8	1:43.373	4	1:42.898	8	1:56.329
16	34	Pro	16	Walkenhorst Motorsport (DEU) Christian KROGNES (NOR) / Mikkel JENSEN (DNK) / Nicky CATSBURC	BMW M6 GT3	1:47.585	6	1:43.223	4	1:42.689	8	1:56.845
17	6	Silver	1	Black Falcon (DEU) Hubert HAUPT (DEU) / Patrick ASSENHEIMER (DEU) / Sergei AFANAS	Mercedes-AMG GT3	1:47.894	5	1:43.643	4	1:43.333	7	1:56.707
18	9	Silver	2	Lechner Racing (AUT) Saul HACK (ZAF) / Lars KERN (DEU) / Dylan PEREIRA (LUX)	Porsche 911 GT3 R	1:47.956	6	1:44.373	4	1:43.411	8	1:56.086
19	62	Pro	17	R-Motorsport (CHE) Ricky COLLARD (GBR) / Hugo de SADELEER (CHE) / Marvin KIRCHH	Aston Martin Vantage AMR GT3	1:48.156	7	1:46.409	8	1:43.157	8	1:54.902
20	44	Pro	18	Mercedes-AMG Team Strakka Racing (GBR) Gary PAFFETT (GBR) / Lewis WILLIAMSON (GBR) / Tristan VAUTIER (I	Mercedes-AMG GT3	1:48.185	6	1:43.938	6	1:43.693	6	1:56.925
21	22	Silver	3	WTM Racing powered by Rinaldi (DEU) Leonard WEISS (DEU) / Jochen KRUMBACH (DEU) / David PEREL (ZA	Ferrari 488 GT3	1:48.295	7	1:44.282	4	1:43.734	8	1:56.871
22	188	ProAm	1	Garage 59 (GBR) Alex WEST (SWE) / Chris GOODWIN (GBR) / Côme LEDOGAR (FRA)	Aston Martin Vantage AMR GT3	1:48.789	6	1:44.774	7	1:45.103	8	1:56.491
23	36	Am	1	Walkenhorst Motorsport (DEU) Henry WALKENHORST (DEU) / Michael Van ROOYEN (ZAF) / Gennarc	BMW M6 GT3	1:48.907	4	1:45.527	5	1:44.412	8	1:56.784
24	40	Am	2	SPS Automotive Performance (DEU) Valentin PIERBURG (DEU) / Tim Torsten MUELLER (DEU) / Miguel RAI	Mercedes-AMG GT3	1:49.914	8	1:45.159	4	1:44.852	7	1:59.733
25	43	ProAm	2	Strakka Racing (GBR) Christina NIELSEN (DNK) / Adrian Henry D'SILVA (MYS) / Dominik BAU	Mercedes-AMG GT3	1:50.207	8	1:44.631	7	1:47.558	6	1:58.434
26	13	Nat	1	Stradale Motorsport (ZAF) Charl ARANGIES (ZAF) / Craig JARVIS (ZAF) / Dawie JOUBERT (ZAF)	Lamborghini Huracan GT3 2019	1:52.408	8	1:46.131	4	1:49.021	7	2:02.073
27	17	Nat	2	Pablo Clark Racing (ZAF) Kishoor PITAMBER (ZAF) / Leonard Charles THOMPSON (ZAF) / Mich	Ferrari 458 Italia GT3	1:53.138	4	1:54.034	4	1:45.114	7	2:00.266
28	09	Am	3	Team Perfect Circle (ZAF) Franco SCRIBANTE (ZAF) / Silvio SCRIBANTE (ZAF) / Andre BEZUIDE	Porsche 997 GT3 R	1:55.024	7	1:48.638	4	1:48.152	6	2:08.283

Kyalami Grand Prix Circuit  
Circuit Length = 4.522 km  
Start: 15:34 Flag 15:52 End: 15:57

Weather / Track : Rain / Wet

Stewards :	Stewards :	Stewards :	Timekeeper :
------------	------------	------------	--------------

Results can be found at [www.tsl-timing.com](http://www.tsl-timing.com)

Printed - 18:33 Friday, 22 November 2019

## Kyalami 9 Hours

### POLE SHOOT OUT - CLASSIFICATION - FINAL

POS	NO	CL	PIC	TEAM / DRIVERS	CAR	TIME	ON	LAPS	GAP	DIFF	KPH
1	31	Pro	1	Frikadelli Racing Team (DEU) Mathieu JAMINET (FRA) / Dennis OLSEN (NOR) / Nick TANDY (GBR)	Porsche 911 GT3 R	<b>1:52.825</b>	7	7			144.28
2	29	Pro	2	Audi Sport Team Land (DEU) Markus WINKELHOCK (DEU) / Christopher MIES (DEU) / Christopher HAASE (DEU)	Audi R8 LMS GT3 2019	<b>1:52.870</b>	7	7	<b>0.045</b>	0.045	144.22
3	999	Pro	3	Mercedes-AMG Team GruppeM Racing (HKG) Maxi BUHK (DEU) / Maro ENGEL (DEU) / Raffaele MARCIELLO (ITA)	Mercedes-AMG GT3	<b>1:53.086</b>	8	8	<b>0.261</b>	0.216	143.95
4	20	Pro	4	GPX Racing (UAE) Michael CHRISTENSEN (DNK) / Kevin ESTRE (FRA) / Richard LIETZ (AUT)	Porsche 911 GT3 R	<b>1:53.569</b>	8	8	<b>0.744</b>	0.483	143.34
5	12	Pro	5	Dinamic Motorsport (ITA) Laurens VANTHOOR (BEL) / Earl BAMBER (NZL) / Matt CAMPBELL (AUS)	Porsche 911 GT3 R	<b>1:53.787</b>	3	5	<b>0.962</b>	0.218	143.06
6	42	Pro	6	BMW Team Schnitzer (DEU) Martin TOMCZYK (DEU) / Sheldon VAN DER LINDE (ZAF) / Augusto FARFUS (BRA)	BMW M6 GT3	<b>1:53.833</b>	8	8	<b>1.008</b>	0.046	143.00
7	76	Pro	7	R-Motorsport (CHE) Maxime MARTIN (BEL) / Enaam AHMED (GBR) / Jake DENNIS (GBR)	Aston Martin Vantage AMR GT3	<b>1:53.942</b>	6	6	<b>1.117</b>	0.109	142.87
8	30	Pro	8	Honda Team Motul (ITA) Marco BONANOMI (ITA) / Bertrand BAGUETTE (BEL) / Dane CAMERON (USA)	Honda NSX GT3 2019	<b>1:54.034</b>	7	7	<b>1.209</b>	0.092	142.75
9	10	Pro	9	Mercedes-AMG Team SPS Automotive Performance (DEU) Yelmer BUURMAN (NDL) / Luca STOLZ (DEU) / Maximilian GOETZ (DEU)	Mercedes-AMG GT3	<b>1:54.174</b>	6	7	<b>1.349</b>	0.140	142.58
10	35	Pro	10	KCMG (HKG) Joao Paulo de OLIVEIRA (BRA) / Katsumasa CHIYO (JPN) / Joshua BURDON (AUS)	Nissan GT-R NISMO GT3	<b>1:54.303</b>	8	8	<b>1.478</b>	0.129	142.42

Weather / Track : Overcast / Wet

Kyalami Grand Prix Circuit  
Circuit Length = 4.522 km  
Start: 16:25 Flag 16:39 End: 16:44

Stewards :	Stewards :	Stewards :	Timekeeper :
------------	------------	------------	--------------

Results can be found at [www.tsl-timing.com](http://www.tsl-timing.com)

Printed - 18:26 Friday, 22 November 2019

# Kyalami 9 Hours

## POLE SHOOT OUT - BEST SECTORS

SECTOR 1			SECTOR 2			SECTOR 3			IDEAL / BEST COMPARISON						
POS	NO	NAME	TIME	NO	NAME	TIME	NO	NAME	TIME	POS	NO	NAME	IDEAL	BEST	DIFF
													PERFECT LAP	1:52.731	
1	31	Frikadelli Racing Te	35.064	999	Mercedes-AMG Tea	45.312	31	Frikadelli Racing Te	32.355	1	31	Frikadelli Racing Tear	1:52.825	1:52.825	0.000
2	999	Mercedes-AMG Tea	35.103	29	Audi Sport Team La	45.331	29	Audi Sport Team La	32.395	2	29	Audi Sport Team Lanc	1:52.870	1:52.870	0.000
3	29	Audi Sport Team La	35.144	31	Frikadelli Racing Te	45.406	20	GPX Racing	32.485	3	999	Mercedes-AMG Team	1:53.086	1:53.086	0.000
4	20	GPX Racing	35.234	12	Dinamic Motorsport	45.564	999	Mercedes-AMG Tea	32.671	4	20	GPX Racing	1:53.358	1:53.569	0.211
5	42	BMW Team Schnitz	35.236	20	GPX Racing	45.639	12	Dinamic Motorsport	32.752	5	12	Dinamic Motorsport	1:53.627	1:53.787	0.160
6	30	Honda Team Motul	35.246	10	Mercedes-AMG Tea	45.700	76	R-Motorsport	32.772	6	42	BMW Team Schnitzer	1:53.833	1:53.833	0.000
7	12	Dinamic Motorsport	35.311	42	BMW Team Schnitz	45.818	42	BMW Team Schnitz	32.779	7	10	Mercedes-AMG Team	1:53.929	1:54.174	0.245
8	76	R-Motorsport	35.339	76	R-Motorsport	45.831	10	Mercedes-AMG Tea	32.857	8	76	R-Motorsport	1:53.942	1:53.942	0.000
9	10	Mercedes-AMG Tea	35.372	30	Honda Team Motul	45.878	30	Honda Team Motul	32.858	9	30	Honda Team Motul	1:53.982	1:54.034	0.052
10	35	KCMG	35.390	35	KCMG	45.946	35	KCMG	32.907	10	35	KCMG	1:54.243	1:54.303	0.060

Weather / Track : Overcast / Wet

Results can be found at [www.tsl-timing.com](http://www.tsl-timing.com)

Kyalami Grand Prix Circuit

Circuit Length = 4.522 km

Start: 16:25 Flag 16:39 End: 16:44

Printed - 16:46 Friday, 22 November 2019

## Kyalami 9 Hours

### POLE SHOOT OUT - BEST SPEEDS

POS	NO	NAME	VMAX	KPH
1	42	BMW Team Schnitzer		235.8
2	30	Honda Team Motul		235.2
3	76	R-Motorsport		232.2
4	35	KCMG		232.2
5	999	Mercedes-AMG Team GruppeM Racing		230.2
6	31	Frikadelli Racing Team		229.2
7	29	Audi Sport Team Land		229.2
8	10	Mercedes-AMG Team SPS Automotive Performance		229.2
9	20	GPX Racing		228.3
10	12	Dinamic Motorsport		228.3

Weather / Track : Overcast / Wet

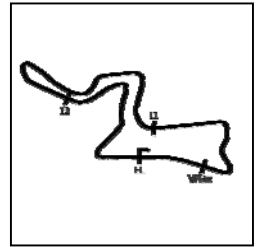
Results can be found at [www.tsl-timing.com](http://www.tsl-timing.com)

Kyalami Grand Prix Circuit  
Circuit Length = 4.522 km  
Start: 16:25 Flag 16:39 End: 16:44

Printed - 16:46 Friday, 22 November 2019

# Kyalami 9 Hours

## POLE SHOOT OUT - SECTOR ANALYSIS



SECTOR 1 = FL to I1, SECTOR 2 = I1 to I2 SECTOR 3 = I2 to I3, SECTOR 4 = I3 to FL, DIFF = Difference To Personal Best Lap, P = Crossed Finish Line in Pit Lane, D = Time Disallowed

P1 31 Pro		Frikadelli Racing Team			Porsche 911 GT3 R				
IDEAL LAP TIME : 1:52.825		BEST LAP TIME : 1:52.825			DIFFERENCE : 0.000				
D1: Mathieu JAMINET		D2: Dennis OLSEN			D3: Nick TANDY				
LAP	SECTOR 1	SECTOR 2	SECTOR 3	SPEED TRAP	LAP TIME	KPH	DIFF	TIME OF DAY	
1 - D3	OUTLAP	48.035	34.082	168.4	198.8	2:04.930	130.30	12.105	16:29:04.772
2 - D3	36.214	46.905	32.986	168.7	227.3	1:56.105	140.21	3.280	16:31:00.877
3 - D3	36.000	46.242	32.814	168.7	227.3	1:55.056	141.48	2.231	16:32:55.933
4 - D3	35.671	45.997	32.862	169.0	226.8	1:54.530	142.13	1.705	16:34:50.463
5 - D3	35.247	45.937	33.029	<b>169.8</b>	227.8	1:54.213 <b>(3)</b>	142.53	1.388	16:36:44.676
6 - D3	35.079	45.692	32.436	<b>169.8</b>	228.8	1:53.207 <b>(2)</b>	143.80	0.382	16:38:37.883
7 - D3	<b>35.064</b>	<b>45.406</b>	<b>32.355</b>	169.5	<b>229.2</b>	<b>1:52.825 (1)</b>	<b>144.28</b>		<b>16:40:30.708</b>

P2 29 Pro		Audi Sport Team Land			Audi R8 LMS GT3 2019				
IDEAL LAP TIME : 1:52.870		BEST LAP TIME : 1:52.870			DIFFERENCE : 0.000				
D1: Markus WINKELHOCK		D2: Christopher MIES			D3: Christopher HAASE				
LAP	SECTOR 1	SECTOR 2	SECTOR 3	SPEED TRAP	LAP TIME	KPH	DIFF	TIME OF DAY	
1 - D3	36.246	46.591	33.381	<b>168.7</b>	226.8	1:56.218	140.07	3.348	16:29:17.058
2 - D3	35.726	46.375	33.125	168.2	227.3	1:55.226	141.28	2.356	16:31:12.284
3 - D3	35.499	45.783	32.680	168.2	227.3	1:53.962	142.84	1.092	16:33:06.246
4 - D3	35.345	45.503	32.702	168.4	227.3	1:53.550 <b>(3)</b>	143.36	0.680	16:34:59.796
5 - D3	35.234	45.570	32.541	168.2	227.8	1:53.345 <b>(2)</b>	143.62	0.475	16:36:53.141
6 - D3	37.963	47.962	33.171	168.4	<b>229.2</b>	1:59.096	136.68	6.226	16:38:52.237
7 - D3	<b>35.144</b>	<b>45.331</b>	<b>32.395</b>	<b>168.7</b>	<b>229.2</b>	<b>1:52.870 (1)</b>	<b>144.22</b>		<b>16:40:45.107</b>

P3 999 Pro		Mercedes-AMG Team GruppeM Racing			Mercedes-AMG GT3				
IDEAL LAP TIME : 1:53.086		BEST LAP TIME : 1:53.086			DIFFERENCE : 0.000				
D1: Maxi BUHK		D2: Maro ENGEL			D3: Raffaele MARCIELLO				
LAP	SECTOR 1	SECTOR 2	SECTOR 3	SPEED TRAP	LAP TIME	KPH	DIFF	TIME OF DAY	
1 - D3	OUTLAP	47.950	34.966	169.8	194.2	2:06.482	128.70	13.396	16:27:37.394
2 - D3	35.767	46.203	33.178	168.7	227.8	1:55.148	141.37	2.062	16:29:32.542
3 - D3	35.454	45.872	32.830	169.2	228.3	1:54.156	142.60	1.070	16:31:26.698
4 - D3	35.983	50.454	35.922	<b>171.1</b>	227.8	2:02.359	133.04	9.273	16:33:29.057
5 - D3	35.354	45.533	32.827	170.0	228.8	1:53.714 <b>(2)</b>	143.15	0.628	16:35:22.771
6 - D3	35.306	45.473	33.135	169.5	229.2	1:53.914 <b>(3)</b>	142.90	0.828	16:37:16.685
7 - D3	37.853	54.565	41.418	170.8	<b>230.2</b>	2:13.836	121.63	20.750	16:39:30.521
8 - D3	<b>35.103</b>	<b>45.312</b>	<b>32.671</b>	169.2	229.7	<b>1:53.086 (1)</b>	<b>143.95</b>		<b>16:41:23.607</b>

P4 20 Pro		GPX Racing			Porsche 911 GT3 R				
IDEAL LAP TIME : 1:53.358		BEST LAP TIME : 1:53.569			DIFFERENCE : 0.211				
D1: Michael CHRISTENSEN		D2: Kevin ESTRE			D3: Richard LIETZ				
LAP	SECTOR 1	SECTOR 2	SECTOR 3	SPEED TRAP	LAP TIME	KPH	DIFF	TIME OF DAY	
1 - D3	OUTLAP	50.964	35.307	166.9	163.1	2:13.191	122.22	19.622	16:28:02.042
2 - D3	36.486	47.657	33.951	166.9	225.4	1:58.094	137.84	4.525	16:30:00.136
3 - D3	36.214	47.317	33.432	167.7	225.0	1:56.963	139.18	3.394	16:31:57.099
4 - D3	35.982	46.867	32.927	167.4	225.0	1:55.776	140.60	2.207	16:33:52.875
5 - D3	35.730	46.206	32.722	169.0	224.5	1:54.658	141.98	1.089	16:35:47.533
6 - D3	35.410	46.084	32.704	<b>170.0</b>	226.8	1:54.198 <b>(3)</b>	142.55	0.629	16:37:41.731
7 - D3	35.319	46.044	<b>32.485</b>	168.7	227.8	1:53.848 <b>(2)</b>	142.99	0.279	16:39:35.579
8 - D3	<b>35.234</b>	<b>45.639</b>	32.696	169.0	<b>228.3</b>	<b>1:53.569 (1)</b>	<b>143.34</b>		<b>16:41:29.148</b>

P5 12 Pro		Dinamic Motorsport			Porsche 911 GT3 R				
IDEAL LAP TIME : 1:53.627		BEST LAP TIME : 1:53.787			DIFFERENCE : 0.160				
D1: Laurens VANTHOOR		D2: Earl BAMBER			D3: Matt CAMPBELL				
LAP	SECTOR 1	SECTOR 2	SECTOR 3	SPEED TRAP	LAP TIME	KPH	DIFF	TIME OF DAY	
1 - D3	OUTLAP	48.000	33.935	167.4	142.4	2:07.644	127.53	13.857	16:33:11.957
2 - D3	35.992	45.646	33.021	<b>169.0</b>	226.8	1:54.659	141.97	0.872	16:35:06.616
3 - D3	35.471	<b>45.564</b>	<b>32.752</b>	<b>169.0</b>	227.8	<b>1:53.787 (1)</b>	<b>143.06</b>		<b>16:37:00.403</b>
4 - D3	35.367	45.729	32.764	168.2	<b>228.3</b>	1:53.860 <b>(3)</b>	142.97	0.073	16:38:54.263
5 - D3	<b>35.311</b>	45.705	32.797	168.4	<b>228.3</b>	1:53.813 <b>(2)</b>	143.03	0.026	16:40:48.076

Weather / Track : Overcast / Wet

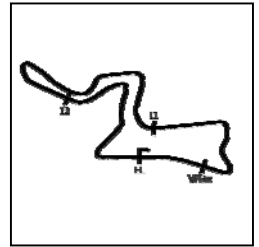
Kyalami Grand Prix Circuit

Circuit Length = 4.522 km

Start: 16:25 Flag 16:39 End: 16:44

# Kyalami 9 Hours

## POLE SHOOT OUT - SECTOR ANALYSIS



SECTOR 1 = FL to I1, SECTOR 2 = I1 to I2 SECTOR 3 = I2 to I3, SECTOR 4 = I3 to FL, DIFF = Difference To Personal Best Lap, P = Crossed Finish Line in Pit Lane, D = Time Disallowed

P6 42 Pro		BMW Team Schnitzer			BMW M6 GT3				
IDEAL LAP TIME : 1:53.833		BEST LAP TIME : 1:53.833			DIFFERENCE : 0.000				
D1: Martin TOMCZYK		D2: Sheldon VAN DER LINDE			D3: Augusto FARFUS				
LAP	SECTOR 1	SECTOR 2	SECTOR 3	SPEED TRAP	LAP TIME	KPH	DIFF	TIME OF DAY	
1 - D2	OUTLAP	48.291	34.504	170.6	198.5	2:06.254	128.94	12.421	16:27:31.615
2 - D2	35.983	46.531	33.202	170.8	<b>235.8</b>	1:55.716	140.68	1.883	16:29:27.331
3 - D2	35.671	46.309	33.141	<b>171.4</b>	235.2	1:55.121	141.40	1.288	16:31:22.452
4 - D2	35.416	49.304	37.086	170.3	<b>235.8</b>	2:01.806	133.64	7.973	16:33:24.258
5 - D2	35.465	46.052	33.004	171.1	234.2	1:54.521 <b>(3)</b>	142.15	0.688	16:35:18.779
6 - D2	35.393	45.933	32.921	169.8	235.2	1:54.247 <b>(2)</b>	142.49	0.414	16:37:13.026
7 - D2	37.096	48.412	34.404	<b>171.4</b>	<b>235.8</b>	1:59.912	135.75	6.079	16:39:12.938
8 - D2	<b>35.236</b>	<b>45.818</b>	<b>32.779</b>	<b>171.4</b>	<b>235.8</b>	<b>1:53.833 (1)</b>	<b>143.00</b>		<b>16:41:06.771</b>

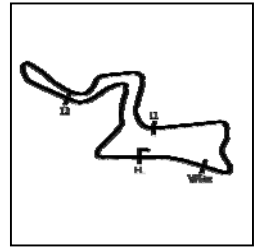
P7 76 Pro		R-Motorsport			Aston Martin Vantage AMR GT3				
IDEAL LAP TIME : 1:53.942		BEST LAP TIME : 1:53.942			DIFFERENCE : 0.000				
D1: Maxime MARTIN		D2: Enaam AHMED			D3: Jake DENNIS				
LAP	SECTOR 1	SECTOR 2	SECTOR 3	SPEED TRAP	LAP TIME	KPH	DIFF	TIME OF DAY	
1 - D3	OUTLAP	48.539	34.461	170.3	188.8	2:06.925	128.25	12.983	16:30:10.772
2 - D3	36.092	46.878	33.594	169.5	230.2	<del>1:56.564</del> <b>D</b>	139.65	2.622	16:32:07.336
3 - D3	35.851	46.370	IN PIT		229.2	2:39.392 <b>P</b>	102.13	45.450	16:34:46.728
4 - D3	OUTLAP	47.247	34.367	170.0	201.4	2:04.122	131.15	10.180	16:36:50.850
5 - D3	35.658	45.854	32.903	<b>171.1</b>	231.2	1:54.415 <b>(2)</b>	142.28	0.473	16:38:45.265
6 - D3	<b>35.339</b>	<b>45.831</b>	<b>32.772</b>	170.3	<b>232.2</b>	<b>1:53.942 (1)</b>	<b>142.87</b>		<b>16:40:39.207</b>

P8 30 Pro		Honda Team Motul			Honda NSX GT3 2019				
IDEAL LAP TIME : 1:53.982		BEST LAP TIME : 1:54.034			DIFFERENCE : 0.052				
D1: Marco BONANOMI		D2: Bertrand BAGUETTE			D3: Dane CAMERON				
LAP	SECTOR 1	SECTOR 2	SECTOR 3	SPEED TRAP	LAP TIME	KPH	DIFF	TIME OF DAY	
1 - D2	OUTLAP	48.158	34.079	173.6	205.7	2:04.624	130.62	10.590	16:28:27.565
2 - D2	35.769	46.797	33.274	173.9	234.2	1:55.840	140.53	1.806	16:30:23.405
3 - D2	35.304	46.173	33.067	173.6	234.7	1:54.544 <b>(3)</b>	142.12	0.510	16:32:17.949
4 - D2	35.326	46.261	33.264	172.5	233.7	1:54.851	141.74	0.817	16:34:12.800
5 - D2	38.858	49.885	35.014	<b>174.7</b>	193.8	2:03.757	131.54	9.723	16:36:16.557
6 - D2	<b>35.246</b>	45.894	32.965	172.8	<b>235.2</b>	1:54.105 <b>(2)</b>	142.66	0.071	16:38:10.662
7 - D2	35.298	<b>45.878</b>	<b>32.858</b>	173.0	<b>235.2</b>	<b>1:54.034 (1)</b>	<b>142.75</b>		<b>16:40:04.696</b>

P9 10 Pro		Mercedes-AMG Team SPS Automotive Perf			Mercedes-AMG GT3				
IDEAL LAP TIME : 1:53.929		BEST LAP TIME : 1:54.174			DIFFERENCE : 0.245				
D1: Yelmer BUURMAN		D2: Luca STOLZ			D3: Maximilian GOETZ				
LAP	SECTOR 1	SECTOR 2	SECTOR 3	SPEED TRAP	LAP TIME	KPH	DIFF	TIME OF DAY	
1 - D3	OUTLAP	51.127	35.336	166.4	141.5	2:16.833	118.97	22.659	16:30:05.525
2 - D3	36.751	46.991	33.688	168.2	220.8	1:57.430	138.62	3.256	16:32:02.955
3 - D3	35.775	46.058	33.389	169.2	225.0	1:55.222	141.28	1.048	16:33:58.177
4 - D3	35.592	46.051	33.052	168.2	226.4	1:54.695	141.93	0.521	16:35:52.872
5 - D3	35.704	<b>45.700</b>	<b>32.857</b>	169.8	227.8	1:54.261 <b>(2)</b>	142.47	0.087	16:37:47.133
6 - D3	<b>35.372</b>	45.915	32.887	169.5	<b>229.2</b>	<b>1:54.174 (1)</b>	<b>142.58</b>		<b>16:39:41.307</b>
7 - D3	35.677	45.829	33.025	<b>170.6</b>	228.8	1:54.531 <b>(3)</b>	142.13	0.357	16:41:35.838

# Kyalami 9 Hours

## POLE SHOOT OUT - SECTOR ANALYSIS



SECTOR 1 = FL to I1, SECTOR 2 = I1 to I2 SECTOR 3 = I2 to I3, SECTOR 4 = I3 to FL, DIFF = Difference To Personal Best Lap, P = Crossed Finish Line in Pit Lane, D = Time Disallowed

P10 35 Pro KCMG		Nissan GT-R NISMO GT3							
IDEAL LAP TIME : 1:54.243		BEST LAP TIME : 1:54.303		DIFFERENCE : 0.060					
D1: Joao Paulo de OLIVEIRA		D2: Katsumasa CHIYO		D3: Joshua BURDON					
LAP	SECTOR 1	SECTOR 2	SECTOR 3	SPEED TRAP	LAP TIME	KPH	DIFF	TIME OF DAY	
1 - D3	OUTLAP	54.849	34.744	170.0	128.7	2:22.115	114.54	27.812	16:27:27.812
2 - D3	36.099	47.080	33.596	170.8	230.2	1:56.775	139.40	2.472	16:29:24.587
3 - D3	35.720	46.705	33.268	170.3	230.2	1:55.693	140.71	1.390	16:31:20.280
4 - D3	35.745	46.338	36.768	154.0	230.2	1:58.851	136.97	4.548	16:33:19.131
5 - D3	41.412	54.782	37.332	170.6	180.6	2:13.526	121.91	19.223	16:35:32.657
6 - D3	35.704	46.217	32.950	<b>171.9</b>	231.2	1:54.871 <b>(3)</b>	141.71	0.568	16:37:27.528
7 - D3	<b>35.390</b>	46.173	33.004	170.8	231.7	1:54.567 <b>(2)</b>	142.09	0.264	16:39:22.095
8 - D3	35.450	<b>45.946</b>	<b>32.907</b>	171.1	<b>232.2</b>	<b>1:54.303 (1)</b>	<b>142.42</b>		<b>16:41:16.398</b>

Weather / Track : Overcast / Wet

Results can be found at [www.tsl-timing.com](http://www.tsl-timing.com)

Page 3 of 3

Kyalami Grand Prix Circuit  
 Circuit Length = 4.522 km  
 Start: 16:25 Flag 16:39 End: 16:44  
 Printed - 16:47 Friday, 22 November 2019



# Kyalami 9 Hours

## POLE SHOOT OUT - STATISTICS

<b>Competitors Started</b>	10
<b>Planned Start</b>	2019-11-22 @ 16:25:00.000
<b>Actual Start</b>	2019-11-22 @ 16:25:00.000
<b>Finish Time</b>	2019-11-22 @ 16:39:59.853
<b>Track Length</b>	4.522km
<b>Total Laps</b>	71
<b>Total Distance Covered</b>	321.062km

### Session Fastest Lap History

NO	CL	NAME	LAP TIME	TIME OF DAY	LAP	VEHICLE
29	Pro	<b>Audi Sport Team Land</b> <i>C. HAASE</i>	<b>1:56.218</b>	16:29:17.082	1	Audi R8 LMS GT3 2019
42	Pro	<b>BMW Team Schnitzer</b> <i>S. VAN DER LINDE</i>	<b>1:55.716</b>	16:29:27.355	2	BMW M6 GT3
999	Pro	<b>Mercedes-AMG Team GruppeM Racing</b> <i>R. MARCIELLO</i>	<b>1:55.148</b>	16:29:32.569	2	Mercedes-AMG GT3
42	Pro	<b>BMW Team Schnitzer</b> <i>S. VAN DER LINDE</i>	<b>1:55.121</b>	16:31:22.476	3	BMW M6 GT3
999	Pro	<b>Mercedes-AMG Team GruppeM Racing</b> <i>R. MARCIELLO</i>	<b>1:54.156</b>	16:31:26.725	3	Mercedes-AMG GT3
29	Pro	<b>Audi Sport Team Land</b> <i>C. HAASE</i>	<b>1:53.962</b>	16:33:06.271	3	Audi R8 LMS GT3 2019
29	Pro	<b>Audi Sport Team Land</b> <i>C. HAASE</i>	<b>1:53.550</b>	16:34:59.821	4	Audi R8 LMS GT3 2019
29	Pro	<b>Audi Sport Team Land</b> <i>C. HAASE</i>	<b>1:53.345</b>	16:36:53.166	5	Audi R8 LMS GT3 2019
31	Pro	<b>Frikadelli Racing Team</b> <i>N. TANDY</i>	<b>1:53.207</b>	16:38:37.910	6	Porsche 911 GT3 R
31	Pro	<b>Frikadelli Racing Team</b> <i>N. TANDY</i>	<b>1:52.825</b>	16:40:30.735	7	Porsche 911 GT3 R

### Flag History

TYPE	TIME OF DAY
GREEN	16:25:00.000
FINISH	16:39:59.853

### Flag Statistics

TYPE	COUNT	TOTAL LAPS	TOTAL TIME
Green	1	8	19:13.594
Red	0	0	0.000
Safety Car	0	0	0.000
FCY	0	0	0.000

# Kyalami 9 Hours

## POLE SHOOT OUT - STATISTICS

CLASS : Pro

10 Starters

### Fastest Lap History

NO	NAME	LAP TIME	TIME OF DAY	LAP	VEHICLE
29	<b>Audi Sport Team Land</b> <i>C. HAASE</i>	<b>1:56.218</b>	16:29:17.082	1	Audi R8 LMS GT3 2019
42	<b>BMW Team Schnitzer</b> <i>S. VAN DER LINDE</i>	<b>1:55.716</b>	16:29:27.355	2	BMW M6 GT3
999	<b>Mercedes-AMG Team GruppeM Racing</b> <i>R. MARCIELLO</i>	<b>1:55.148</b>	16:29:32.569	2	Mercedes-AMG GT3
42	<b>BMW Team Schnitzer</b> <i>S. VAN DER LINDE</i>	<b>1:55.121</b>	16:31:22.476	3	BMW M6 GT3
999	<b>Mercedes-AMG Team GruppeM Racing</b> <i>R. MARCIELLO</i>	<b>1:54.156</b>	16:31:26.725	3	Mercedes-AMG GT3
29	<b>Audi Sport Team Land</b> <i>C. HAASE</i>	<b>1:53.962</b>	16:33:06.271	3	Audi R8 LMS GT3 2019
29	<b>Audi Sport Team Land</b> <i>C. HAASE</i>	<b>1:53.550</b>	16:34:59.821	4	Audi R8 LMS GT3 2019
29	<b>Audi Sport Team Land</b> <i>C. HAASE</i>	<b>1:53.345</b>	16:36:53.166	5	Audi R8 LMS GT3 2019
31	<b>Frikadelli Racing Team</b> <i>N. TANDY</i>	<b>1:53.207</b>	16:38:37.910	6	Porsche 911 GT3 R
31	<b>Frikadelli Racing Team</b> <i>N. TANDY</i>	<b>1:52.825</b>	16:40:30.735	7	Porsche 911 GT3 R

Weather / Track : Overcast / Wet

Results can be found at [www.tsl-timing.com](http://www.tsl-timing.com)

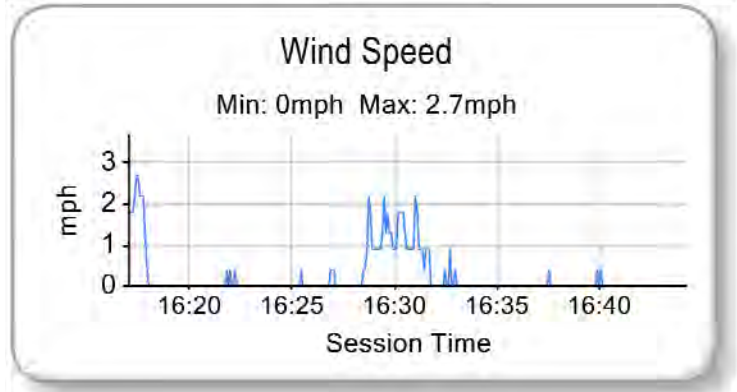
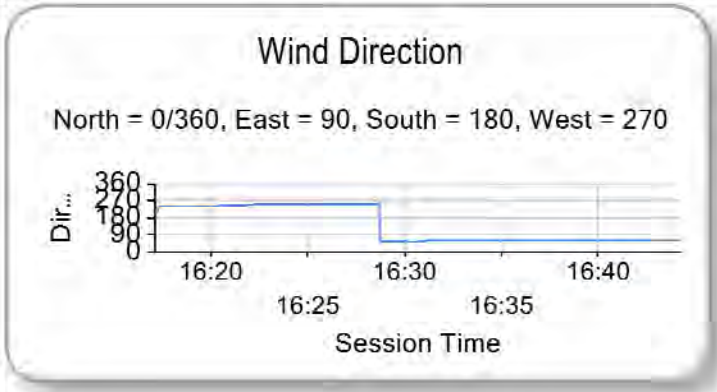
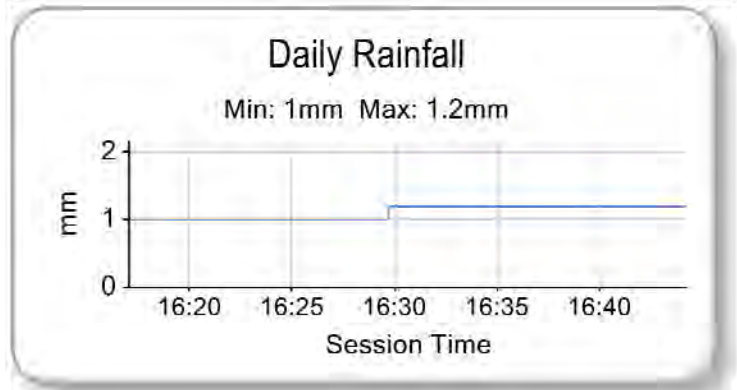
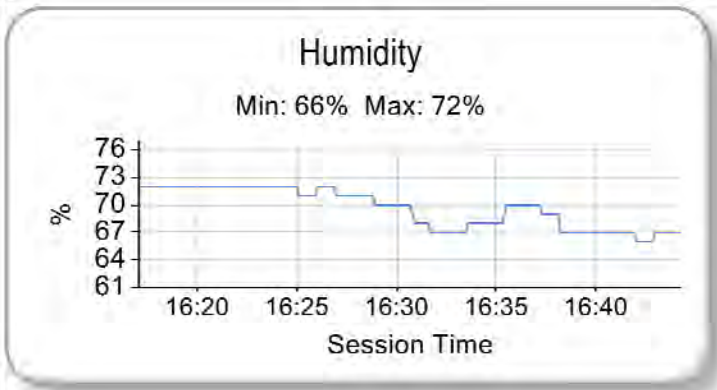
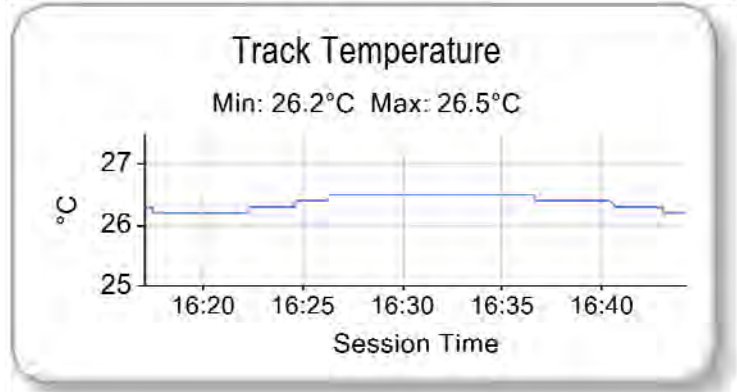
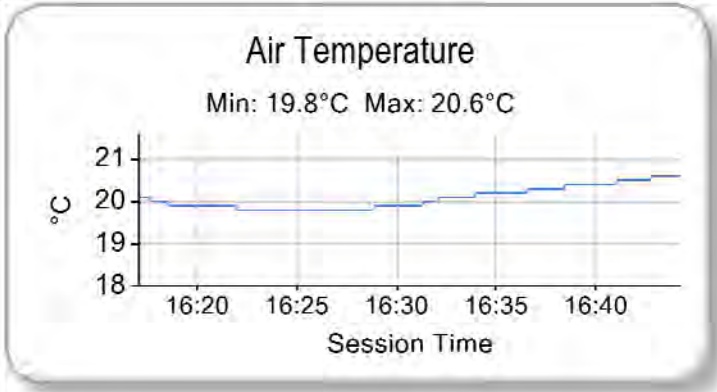
Page 2 of 2

Kyalami Grand Prix Circuit  
Circuit Length = 4.522 km  
Start: 16:25 Flag 16:39 End: 16:44

Printed - 16:47 Friday, 22 November 2019

# Kyalami 9 Hours

## POLE SHOOT OUT - WEATHER CONDITIONS



# Kyalami 9 Hours

## RACE - GRID (540 minutes) - FINAL

Row	Driver	Team	Driver	Team
ROW 14	28	09 Team Perfect Circle <i>Franco Scribante</i>	27	17 Pablo Clark Racing <i>Kishoor Pitamber</i>
ROW 13	26	13 Stradale Motorsport <i>Charl Arangies</i>	25	43 Strakka Racing <i>Adrian Henry D Silva</i>
ROW 12	24	40 SPS Automotive Performance <i>Miguel Ramos</i>	23	36 Walkenhorst Motorsport <i>Gennaro Bonafede</i>
ROW 11	22	188 Garage 59 <i>Chris Goodwin</i>	21	22 WTM Racing powered by Rinaldi <i>David Perel</i>
ROW 10	20	44 Mercedes-AMG Team Strakka Racing <i>Gary Paffett</i>	19	62 R-Motorsport <i>Hugo de Sadeleer</i>
ROW 9	18	9 Lechner Racing <i>Lars Kern</i>	17	6 Black Falcon <i>Patrick Assenheimer</i>
ROW 8	16	34 Walkenhorst Motorsport <i>Mikkel Jensen</i>	15	25 Audi Sport Team WRT <i>Frederic Vervisch</i>
ROW 7	14	108 Bentley Team M-Sport <i>Steven Kane</i>	13	107 Bentley Team M-Sport <i>Jordan Pepper</i>
ROW 6	12	76 R-Motorsport <i>Maxime Martin</i>	11	911 KUS Team 75 Bernhard <i>Dirk Werner</i>
ROW 5	10	18 KCMG <i>Alexandre Imperatori</i>	9	35 KCMG <i>Joao Paulo de Oliveira</i>
ROW 4	8	10 Mercedes-AMG Team SPS Automotive Performance <i>Dane Cameron</i>	7	30 Honda Team Motul <i>Martin Tomczyk</i>
ROW 3	6	42 BMW Team Schnitzer <i>Laurens Vanthoor</i>	5	12 Dinamic Motorsport <i>Kevin Estre</i>
ROW 2	4	20 GPX Racing <i>Maxi Buhk</i>	3	999 Mercedes-AMG Team GruppeM Racing <i>Markus Winkelhock</i>
ROW 1	2	29 Audi Sport Team Land	1	31 Frikadelli Racing Team

**Pole**

\* Stewards decision 07 - Car 76 - 5 place grid penalty

Kyalami Grand Prix Circuit  
Circuit Length = 4.522 km

Stewards :	Stewards :	Stewards :	Timekeeper :
------------	------------	------------	--------------

Results can be found at [www.tsl-timing.com](http://www.tsl-timing.com)

Printed - 09:29 Saturday, 23 November 2019

# Kyalami 9 Hours

## RACE - CLASSIFICATION - FINAL

POS	NO	CL	PIC	TEAM / DRIVERS	CAR	LAPS	TIME	GAP	DIFF	KPH	BEST	ON
1	31	Pro	1	Frikadelli Racing Team (DEU) Mathieu JAMINET (FRA) / Dennis OLSEN (NOR) / Nick TANDY (GBR)	Porsche 911 GT3 R	259	9:00:06.106			130.10	1:42.876	130
2	34	Pro	2	Walkenhorst Motorsport (DEU) Christian KROGNES (NOR) / Mikkel JENSEN (DNK) / Nicky CATSBURG	BMW M6 GT3	259	9:00:12.851	6.745	6.745	130.08	1:42.940	119
3	20	Pro	3	GPX Racing (UAE) Michael CHRISTENSEN (DNK) / Kevin ESTRE (FRA) / Richard LIETZ	Porsche 911 GT3 R	259	9:00:15.141	9.035	2.290	130.07	1:43.034	127
4	29	Pro	4	Audi Sport Team Land (DEU) Markus WINKELHOCK (DEU) / Christopher MIES (DEU) / Christopher	Audi R8 LMS GT3 2019	259	9:00:21.431	15.325	6.290	130.04	1:43.144	68
5	10	Pro	5	Mercedes-AMG Team SPS Automotive Performance (DEU) Yelmer BUURMAN (NDL) / Luca STOLZ (DEU) / Maximilian GOETZ	Mercedes-AMG GT3	259	9:00:23.268	17.162	1.837	130.03	1:43.000	156
6	18	Pro	6	KCMG (HKG) Alexandre IMPERATORI (CHE) / Edoardo LIBERATI (ITA) / Oliver	Nissan GT-R NISMO GT3	259	9:00:36.837	30.731	13.569	129.98	1:43.228	142
7	42	Pro	7	BMW Team Schnitzer (DEU) Martin TOMCZYK (DEU) / Sheldon VAN DER LINDE (ZAF) / Augusto	BMW M6 GT3	259	9:00:46.662	40.556	9.825	129.94	1:43.231	120
8	12 *	Pro	8	Dinamic Motorsport (ITA) Laurens VANTHOOR (BEL) / Earl BAMBER (NZL) / Matt CAMPBELL	Porsche 911 GT3 R	259	9:00:47.271	41.165	0.609	129.94	1:43.080	132
9	911	Pro	9	KUS Team 75 Bernhard (DEU) Romain DUMAS (FRA) / Dirk WERNER (DEU) / Sven MUELLER (DEU)	Porsche 911 GT3 R	259	9:00:50.294	44.188	3.023	129.93	1:43.351	211
10	62	Pro	10	R-Motorsport (CHE) Ricky COLLARD (GBR) / Hugo de SADELEER (CHE) / Marvin	Aston Martin Vantage AMR GT3	259	9:00:50.835	44.729	0.541	129.92	1:43.649	118
11	25	Pro	11	Audi Sport Team WRT (BEL) Dries VANTHOOR (BEL) / Kelvin VAN DER LINDE (ZAF) / Frederic	Audi R8 LMS GT3 2019	258	9:00:23.634	1 Lap	1 Lap	129.53	1:43.300	121
12	107	Pro	12	Bentley Team M-Sport (GBR) Jules GOUNON (FRA) / Maxime SOULET (BEL) / Jordan PEPPER	Bentley Continental GT3	258	9:00:52.859	1 Lap	29.225	129.41	1:43.326	154
13	9	Silver	1	Lechner Racing (AUT) Saul HACK (ZAF) / Lars KERN (DEU) / Dylan PEREIRA (LUX)	Porsche 911 GT3 R	257	9:00:58.545	2 Laps	1 Lap	128.89	1:43.366	119
14	76	Pro	13	R-Motorsport (CHE) Maxime MARTIN (BEL) / Enaam AHMED (GBR) / Jake DENNIS (GBR)	Aston Martin Vantage AMR GT3	256	9:00:59.376	3 Laps	1 Lap	128.39	1:43.557	209
15	6	Silver	2	Black Falcon (DEU) Hubert HAUPT (DEU) / Patrick ASSENHEIMER (DEU) / Sergei	Mercedes-AMG GT3	256	9:01:07.184	3 Laps	7.808	128.35	1:43.579	119
16	22	Silver	3	WTM Racing powered by Rinaldi (DEU) Leonard WEISS (DEU) / Jochen KRUMBACH (DEU) / David PEREL	Ferrari 488 GT3	256	9:01:21.061	3 Laps	13.877	128.30	1:43.241	179
17	36	Am	1	Walkenhorst Motorsport (DEU) Henry WALKENHORST (DEU) / Michael Van ROOYEN (ZAF) / Gennaro	BMW M6 GT3	253	9:00:57.090	6 Laps	3 Laps	126.89	1:44.015	121
18	40	Am	2	SPS Automotive Performance (DEU) Valentin PIERBURG (DEU) / Tim Torsten MUELLER (DEU) / Miguel	Mercedes-AMG GT3	253	9:02:05.581	6 Laps	1:08.491	126.62	1:44.544	29
19	35	Pro	14	KCMG (HKG) Joao Paulo de OLIVEIRA (BRA) / Katsumasa CHIYO (JPN) / Joshua	Nissan GT-R NISMO GT3	251	8:47:03.272	8 Laps	2 Laps	129.21	1:43.167	79
20	43	ProAm	1	Strakka Racing (GBR) Christina NIELSEN (DNK) / Adrian Henry D SILVA (MYS) / Dominik	Mercedes-AMG GT3	251	9:01:51.823	8 Laps	14:48.551	125.67	1:43.577	75
21	17	Nat	1	Pablo Clark Racing (ZAF) Kishoor PITAMBER (ZAF) / Leonard Charles THOMPSON (ZAF) /	Ferrari 458 Italia GT3	246	9:00:22.454	13 Laps	5 Laps	123.51	1:44.980	158
22	108	Pro	15	Bentley Team M-Sport (GBR) Rodrigo BAPTISTA (BRA) / Andy SOUCEK (ESP) / Steven KANE (GBR)	Bentley Continental GT3	206	6:32:00.775	53 Laps	40 Laps	142.57	1:43.451	167

### NOT CLASSIFIED

NC	188	ProAm		Garage 59 (GBR) Alex WEST (SWE) / Chris GOODWIN (GBR) / Come LEDOGAR (FRA)	Aston Martin Vantage AMR GT3	130	6:48:48.440	129 Laps	76 Laps	86.27	1:44.113	83
NC	44	Pro		Mercedes-AMG Team Strakka Racing (GBR) Gary PAFFETT (GBR) / Lewis WILLIAMSON (GBR) / Tristan VAUTIER (FRA)	Mercedes-AMG GT3	98	2:59:30.239	161 Laps	32 Laps	148.12	1:43.487	56
NC	09	Am		Team Perfect Circle (ZAF) Franco SCRIBANTE (ZAF) / Silvio SCRIBANTE (ZAF) / Andre BEZUIDENHO	Porsche 997 GT3 R	85	3:17:58.803	174 Laps	13 Laps	116.48	1:49.368	15
NC	13	Nat		Stradale Motorsport (ZAF) Charl ARANGES (ZAF) / Craig JARVIS (ZAF) / Dawie JOUBERT (ZAF)	Lamborghini Huracan GT3 2019	81	2:34:10.268	178 Laps	4 Laps	142.54	1:46.488	29
NC	30	Pro		Honda Team Motul (ITA) Marco BONANOMI (ITA) / Bertrand BAGUETTE (BEL) / Dane CAMERON (U)	Honda NSX GT3 2019	55	1:37:33.513	204 Laps	26 Laps	152.96	1:43.503	34
NC	999	Pro		Mercedes-AMG Team GruppeM Racing (HKG) Maxi BUHK (DEU) / Maro ENGEL (DEU) / Raffaele MARCIELLO (ITA)	Mercedes-AMG GT3	0						

### FASTEST LAP

Kyalami Grand Prix Circuit  
Circuit Length = 4.522 km  
Start: 12:58 Flag 21:58 End: 23:07

Weather / Track : Showers / Wet

Stewards :	Stewards :	Stewards :	Timekeeper :
------------	------------	------------	--------------

## Kyalami 9 Hours

### RACE - CLASSIFICATION - FINAL

31	Pro	Frikadelli Racing Team (DEU) Mathieu JAMINET (FRA) / Dennis OLSEN (NOR) / Nick TANDY (GBR)	Porsche 911 GT3 R	130	1:42.876	98.32 mph	158.24 kph
22	Silver	WTM Racing powered by Rinaldi (DEU) Leonard WEISS (DEU) / Jochen KRUMBACH (DEU) / David PEREL (ZAF)	Ferrari 488 GT3	179	1:43.241	97.97 mph	157.68 kph
43	ProAm	Strakka Racing (GBR) Christina NIELSEN (DNK) / Adrian Henry D SILVA (MYS) / Dominik BAUMAN	Mercedes-AMG GT3	75	1:43.577	97.66 mph	157.17 kph
36	Am	Walkenhorst Motorsport (DEU) Henry WALKENHORST (DEU) / Michael Van ROOYEN (ZAF) / Gennaro BONOMO	BMW M6 GT3	121	1:44.015	97.24 mph	156.50 kph
17	Nat	Pablo Clark Racing (ZAF) Kishoor PITAMBER (ZAF) / Leonard Charles THOMPSON (ZAF) / Michael STREIBER	Ferrari 458 Italia GT3	158	1:44.980	96.35 mph	155.06 kph

\* Stewards decision 19 - Car 12, 10 seconds added to race time

Weather / Track : Showers / Wet

Kyalami Grand Prix Circuit  
Circuit Length = 4.522 km  
Start: 12:58 Flag 21:58 End: 23:07

Stewards :	Stewards :	Stewards :	Timekeeper :
------------	------------	------------	--------------

# Kyalami 9 Hours

## RACE - CLASSIFICATION BY CLASS - FINAL

### CLASS : ICGT - Pro

POS	NO	TEAM / DRIVERS	CAR	LAPS	TIME	GAP	DIFF	KPH	BEST	ON
1	31	Frikadelli Racing Team Mathieu JAMINET (FRA) / Dennis OLSEN (NOR) / Nick TANDY (GBR)	Porsche 911 GT3 R	259	9:00:06.106			130.10	1:42.876	130
2	34	Walkenhorst Motorsport Christian KROGNES (NOR) / Mikkel JENSEN (DNK) / Nicky CATSBURG (NDL)	BMW M6 GT3	259	9:00:12.851	6.745	6.745	130.08	1:42.940	119
3	20	GPX Racing Michael CHRISTENSEN (DNK) / Kevin ESTRE (FRA) / Richard LIETZ (AUT)	Porsche 911 GT3 R	259	9:00:15.141	9.035	2.290	130.07	1:43.034	127
4	29	Audi Sport Team Land Markus WINKELHOCK (DEU) / Christopher MIES (DEU) / Christopher HAASE (DEU)	Audi R8 LMS GT3 2019	259	9:00:21.431	15.325	6.290	130.04	1:43.144	68
5	10	Mercedes-AMG Team SPS Automotive Performance Yelmer BUURMAN (NDL) / Luca STOLZ (DEU) / Maximilian GOETZ (DEU)	Mercedes-AMG GT3	259	9:00:23.268	17.162	1.837	130.03	1:43.000	156
6	18	KCMG Alexandre IMPERATORI (CHE) / Edoardo LIBERATI (ITA) / Oliver JARVIS (GBR)	Nissan GT-R NISMO GT3	259	9:00:36.837	30.731	13.569	129.98	1:43.228	142
7	42	BMW Team Schnitzer Martin TOMCZYK (DEU) / Sheldon VAN DER LINDE (ZAF) / Augusto FARFUS (BRA)	BMW M6 GT3	259	9:00:46.662	40.556	9.825	129.94	1:43.231	120
8	12 *	Dinamic Motorsport Laurens VANTHOOR (BEL) / Earl BAMBER (NZL) / Matt CAMPBELL (AUS)	Porsche 911 GT3 R	259	9:00:47.271	41.165	0.609	129.94	1:43.080	132
9	911	KUS Team 75 Bernhard Romain DUMAS (FRA) / Dirk WERNER (DEU) / Sven MUELLER (DEU)	Porsche 911 GT3 R	259	9:00:50.294	44.188	3.023	129.93	1:43.351	211
10	62	R-Motorsport Ricky COLLARD (GBR) / Hugo de SADELEER (CHE) / Marvin KIRCHHOEFER (DEU)	Aston Martin Vantage AMR GT3	259	9:00:50.835	44.729	0.541	129.92	1:43.649	118
11	25	Audi Sport Team WRT Dries VANTHOOR (BEL) / Kelvin VAN DER LINDE (ZAF) / Frederic VERVISCH (BEL)	Audi R8 LMS GT3 2019	258	9:00:23.634	1 Lap	1 Lap	129.53	1:43.300	121
12	107	Bentley Team M-Sport Jules GOUNON (FRA) / Maxime SOULET (BEL) / Jordan PEPPER (ZAF)	Bentley Continental GT3	258	9:00:52.859	1 Lap	29.225	129.41	1:43.326	154
13	76	R-Motorsport Maxime MARTIN (BEL) / Enaam AHMED (GBR) / Jake DENNIS (GBR)	Aston Martin Vantage AMR GT3	256	9:00:59.376	3 Laps	2 Laps	128.39	1:43.557	209
14	35	KCMG Joao Paulo de OLIVEIRA (BRA) / Katsumasa CHIYO (JPN) / Joshua BURDON (AUS)	Nissan GT-R NISMO GT3	251	8:47:03.272	8 Laps	5 Laps	129.21	1:43.167	79
15	108	Bentley Team M-Sport Rodrigo BAPTISTA (BRA) / Andy SOUCEK (ESP) / Steven KANE (GBR)	Bentley Continental GT3	206	6:32:00.775	53 Laps	45 Laps	142.57	1:43.451	167
NC	44	Mercedes-AMG Team Strakka Racing Gary PAFFETT (GBR) / Lewis WILLIAMSON (GBR) / Tristan VAUTIER (FRA)	Mercedes-AMG GT3	98	2:59:30.239	61 Laps	108 Laps	148.12	1:43.487	56
NC	30	Honda Team Motul Marco BONANOMI (ITA) / Bertrand BAGUETTE (BEL) / Dane CAMERON (USA)	Honda NSX GT3 2019	55	1:37:33.513	104 Laps	43 Laps	152.96	1:43.503	34
NC	999	Mercedes-AMG Team GruppeM Racing Maxi BUHK (DEU) / Maro ENGEL (DEU) / Raffaele MARCIELLO (ITA)	Mercedes-AMG GT3	0		159 Laps	55 Laps			

### CLASS : ICGT - Am

POS	NO	TEAM / DRIVERS	CAR	LAPS	TIME	GAP	DIFF	KPH	BEST	ON
1	36	Walkenhorst Motorsport Henry WALKENHORST (DEU) / Michael Van ROOYEN (ZAF) / Gennaro BONAFEDE (ZAF)	BMW M6 GT3	253	9:00:57.090			126.89	1:44.015	121
2	40	SPS Automotive Performance Valentin PIERBURG (DEU) / Tim Torsten MUELLER (DEU) / Miguel RAMOS (PRT)	Mercedes-AMG GT3	253	9:02:05.581	1:08.491	1:08.491	126.62	1:44.544	29
NC	09	Team Perfect Circle Franco SCRIBANTE (ZAF) / Silvio SCRIBANTE (ZAF) / Andre BEZUIDENHOUT (ZAF)	Porsche 997 GT3 R	85	3:17:58.803	68 Laps	168 Laps	116.48	1:49.368	15

### CLASS : ICGT - ProAm

POS	NO	TEAM / DRIVERS	CAR	LAPS	TIME	GAP	DIFF	KPH	BEST	ON
1	43	Strakka Racing Christina NIELSEN (DNK) / Adrian Henry D SILVA (MYS) / Dominik BAUMANN (AUT)	Mercedes-AMG GT3	251	9:01:51.823			125.67	1:43.577	75
NC	188	Garage 59 Alex WEST (SWE) / Chris GOODWIN (GBR) / Côme LEDOGAR (FRA)	Aston Martin Vantage AMR GT3	130	6:48:48.440	21 Laps	121 Laps	86.27	1:44.113	83

Kyalami Grand Prix Circuit  
Circuit Length = 4.522 km  
Start: 12:58 Flag 21:58 End: 23:07

Weather / Track : Showers / Wet

Stewards :	Stewards :	Stewards :	Timekeeper :
------------	------------	------------	--------------



## Kyalami 9 Hours

### RACE - CLASSIFICATION BY CLASS - FINAL

#### CLASS : ICGT - Silver

POS	NO	TEAM / DRIVERS	CAR	LAPS	TIME	GAP	DIFF	KPH	BEST	ON
1	9	Lechner Racing Saul HACK (ZAF) / Lars KERN (DEU) / Dylan PEREIRA (LUX)	Porsche 911 GT3 R	257	9:00:58.545			128.89	1:43.366	119
2	6	Black Falcon Hubert HAUPT (DEU) / Patrick ASSENHEIMER (DEU) / Sergei AFANASIEV (RUS)	Mercedes-AMG GT3	256	9:01:07.184	1 Lap	1 Lap	128.35	1:43.579	119
3	22	WTM Racing powered by Rinaldi Leonard WEISS (DEU) / Jochen KRUMBACH (DEU) / David PEREL (ZAF)	Ferrari 488 GT3	256	9:01:21.061	1 Lap	13.877	128.30	1:43.241	179

#### CLASS : ICGT - Nat

POS	NO	TEAM / DRIVERS	CAR	LAPS	TIME	GAP	DIFF	KPH	BEST	ON
1	17	Pablo Clark Racing Kishoor PITAMBER (ZAF) / Leonard Charles THOMPSON (ZAF) / Michael STEPHEN (ZAF)	Ferrari 458 Italia GT3	246	9:00:22.454			123.51	1:44.980	158
NC	13	Stradale Motorsport Charl ARANGIES (ZAF) / Craig JARVIS (ZAF) / Dawie JOUBERT (ZAF)	Lamborghini Huracan GT3 2019	81	2:34:10.268	65 Laps	165 Laps	142.54	1:46.488	29

#### FASTEST LAP

31	Pro	Frikadelli Racing Team	DEU	Porsche 911 GT3 R -	130	1:42.876	98.32 mph	158.24 kph
22	Silver	WTM Racing powered by Rinaldi	DEU	Ferrari 488 GT3 -	179	1:43.241	97.97 mph	157.68 kph
43	ProAm	Strakka Racing	GBR	Mercedes-AMG GT3 -	75	1:43.577	97.66 mph	157.17 kph
36	Am	Walkenhorst Motorsport	DEU	BMW M6 GT3 -	121	1:44.015	97.24 mph	156.50 kph
17	Nat	Pablo Clark Racing	ZAF	Ferrari 458 Italia GT3 -	158	1:44.980	96.35 mph	155.06 kph

\* Stewards decision 19 - Car 12, 10 seconds added to race time

Weather / Track : Showers / Wet

Kyalami Grand Prix Circuit  
Circuit Length = 4.522 km  
Start: 12:58 Flag 21:58 End: 23:07

Stewards :	Stewards :	Stewards :	Timekeeper :
------------	------------	------------	--------------



## Kyalami 9 Hours

### RACE - CLASSIFICATION @ 1 HOUR

POS	NO	CL	PIC	TEAM / DRIVERS	CAR	LAPS	TIME	GAP	DIFF	KPH	BEST	ON	
1	20	Pro	1	GPX Racing (UAE) Michael CHRISTENSEN (DNK) / Kevin ESTRE (FRA) / Richard LIETZ	Porsche 911 GT3 R	34	59:12.958			155.78	1:43.744	34	
2	31	Pro	2	Frikadelli Racing Team (DEU) Mathieu JAMINET (FRA) / Dennis OLSEN (NOR) / Nick TANDY (GBR)	Porsche 911 GT3 R	34	59:13.470	0.512	0.512	155.76	1:43.715	34	
3	12	Pro	3	Dinamic Motorsport (ITA) Laurens VANTHOOR (BEL) / Earl BAMBER (NZL) / Matt CAMPBELL	Porsche 911 GT3 R	34	59:14.095	1.137	0.625	155.73	1:43.631	34	
4	29	Pro	4	Audi Sport Team Land (DEU) Markus WINKELHOEK (DEU) / Christopher MIES (DEU) / Christopher	Audi R8 LMS GT3 2019	34	59:18.481	5.523	4.386	155.54	1:43.787	28	
5	30	Pro	5	Honda Team Motul (ITA) Marco BONANOMI (ITA) / Bertrand BAGUETTE (BEL) / Dane CAMERON	Honda NSX GT3 2019	34	59:20.959	8.001	2.478	155.43	1:43.503	34	
6	35	Pro	6	KCMG (HKG) Joao Paulo de OLIVEIRA (BRA) / Katsumasa CHIYO (JPN) / Joshua	Nissan GT-R NISMO GT3	34	59:21.825	8.867	0.866	155.39	1:43.606	27	
7	34	Pro	7	Walkenhorst Motorsport (DEU) Christian KROGNES (NOR) / Mikkel JENSEN (DNK) / Nicky CATSBURG	BMW M6 GT3	34	59:26.910	13.952	5.085	155.17	1:43.608	34	
8	107	Pro	8	Bentley Team M-Sport (GBR) Jules GOUNON (FRA) / Maxime SOULET (BEL) / Jordan PEPPER	Bentley Continental GT3	34	59:34.579	21.621	7.669	154.84	1:43.680	27	
9	911	Pro	9	KUS Team 75 Bernhard (DEU) Romain DUMAS (FRA) / Dirk WERNER (DEU) / Sven MUELLER (DEU)	Porsche 911 GT3 R	34	59:36.222	23.264	1.643	154.77	1:43.785	25	
10	25	Pro	10	Audi Sport Team WRT (BEL) Dries VANTHOOR (BEL) / Kelvin VAN DER LINDE (ZAF) / Frederic	Audi R8 LMS GT3 2019	34	59:49.879	36.921	13.657	154.18	1:43.774	33	
11	108	Pro	11	Bentley Team M-Sport (GBR) Rodrigo BAPTISTA (BRA) / Andy SOUCEK (ESP) / Steven KANE (GBR)	Bentley Continental GT3	34	59:51.190	38.232	1.311	154.12	1:44.090	34	
12	9	Silver	1	Lechner Racing (AUT) Saul HACK (ZAF) / Lars KERN (DEU) / Dylan PEREIRA (LUX)	Porsche 911 GT3 R	34	59:52.403	39.445	1.213	154.07	1:44.302	26	
13	22	Silver	2	WTM Racing powered by Rinaldi (DEU) Leonard WEISS (DEU) / Jochen KRUMBACH (DEU) / David PEREL	Ferrari 488 GT3	34	59:55.344	42.386	2.941	153.94	1:44.424	29	
14	76	Pro	12	R-Motorsport (CHE) Maxime MARTIN (BEL) / Enaam AHMED (GBR) / Jake DENNIS (GBR)	Aston Martin Vantage AMR GT3	33	58:01.920	1 Lap	1 Lap	154.28	1:44.573	31	
15	44	Pro	13	Mercedes-AMG Team Strakka Racing (GBR) Gary PAFFETT (GBR) / Lewis WILLIAMSON (GBR) / Tristan VAUTIER	Mercedes-AMG GT3	33	58:46.582	1 Lap	44.662	152.33	1:44.292	33	
16	6	Silver	3	Black Falcon (DEU) Hubert HAUPT (DEU) / Patrick ASSENHEIMER (DEU) / Sergei	Mercedes-AMG GT3	33	58:51.403	1 Lap	4.821	152.12	1:44.354	26	
17	10	Pro	14	Mercedes-AMG Team SPS Automotive Performance (DEU) Yelmer BUURMAN (NDL) / Luca STOLZ (DEU) / Maximilian GOETZ	Mercedes-AMG GT3	33	59:02.916	1 Lap	11.513	151.63	1:43.297	33	
18	18	Pro	15	KCMG (HKG) Alexandre IMPERATORI (CHE) / Edoardo LIBERATI (ITA) / Oliver	Nissan GT-R NISMO GT3	33	59:17.842	1 Lap	14.926	150.99	1:43.966	33	
19	13	Nat	1	Stradale Motorsport (ZAF) Charl ARANGIES (ZAF) / Craig JARVIS (ZAF) / Dawie JOUBERT (ZAF)	Lamborghini Huracan GT3 2019	33	59:34.610	1 Lap	16.768	150.28	1:46.488	29	
20	42	Pro	16	BMW Team Schnitzer (DEU) Martin TOMCZYK (DEU) / Sheldon VAN DER LINDE (ZAF) / Augusto	BMW M6 GT3	33	59:35.361	1 Lap	0.751	150.25	1:44.486	28	
21	36	Am	1	Walkenhorst Motorsport (DEU) Henry WALKENHORST (DEU) / Michael VAN ROOYEN (ZAF) / Gennaro	BMW M6 GT3	33	59:37.949	1 Lap	2.588	150.14	1:44.591	26	
22	62	Pro	17	R-Motorsport (CHE) Ricky COLLARD (GBR) / Hugo de SADELEER (CHE) / Marvin	Aston Martin Vantage AMR GT3	33	59:44.439	1 Lap	6.490	149.87	1:44.611	25	
23	40	Am	2	SPS Automotive Performance (DEU) Valentin PIERBURG (DEU) / Tim Torsten MUELLER (DEU) / Miguel	Mercedes-AMG GT3	32	56:47.326	2 Laps	1 Lap	152.88	1:44.544	29	
24	09	Am	3	Team Perfect Circle (ZAF) Franco SCRIBANTE (ZAF) / Silvio SCRIBANTE (ZAF) / Andre	Porsche 997 GT3 R	31	57:42.781	3 Laps	1 Lap	145.73	1:49.368	15	
25	43	ProAm	1	Strakka Racing (GBR) Christina NIELSEN (DNK) / Adrian Henry D SILVA (MYS) / Dominik	Mercedes-AMG GT3	31	57:48.495	3 Laps	5.714	145.49	1:49.000	2	
26	17	Nat	2	Pablo Clark Racing (ZAF) Kishoor PITAMBER (ZAF) / Leonard Charles THOMPSON (ZAF) /	Ferrari 458 Italia GT3	29	59:46.826	5 Laps	2 Laps	131.61	1:46.699	27	
27	188	ProAm	2	Garage 59 (GBR) Alex WEST (SWE) / Chris GOODWIN (GBR) / Côme LEDOGAR (FRA)	Aston Martin Vantage AMR GT3	2	3:51.815	32 Laps	27 Laps	140.44	1:52.057	2	
28	999	Pro	18	Mercedes-AMG Team GruppeM Racing (HKG) Maxi BUHK (DEU) / Maro ENGEL (DEU) / Raffaele MARCIELLO (ITA)	Mercedes-AMG GT3	0							

#### FASTEST LAP

10	Pro	Mercedes-AMG Team SPS Automotive Performance (DEU) Yelmer BUURMAN (NDL) / Luca STOLZ (DEU) / Maximilian GOETZ (DEU)	Mercedes-AMG GT3	33	1:43.297	97.92 mph	157.59 kph
9	Silver	Lechner Racing (AUT) Saul HACK (ZAF) / Lars KERN (DEU) / Dylan PEREIRA (LUX)	Porsche 911 GT3 R	26	1:44.302	96.98 mph	156.07 kph
40	Am	SPS Automotive Performance (DEU) Valentin PIERBURG (DEU) / Tim Torsten MUELLER (DEU) / Miguel RAMOS	Mercedes-AMG GT3	29	1:44.544	96.75 mph	155.71 kph
13	Nat	Stradale Motorsport (ZAF) Charl ARANGIES (ZAF) / Craig JARVIS (ZAF) / Dawie JOUBERT (ZAF)	Lamborghini Huracan GT3 2019	29	1:46.488	94.99 mph	152.87 kph
43	ProAm	Strakka Racing (GBR) Christina NIELSEN (DNK) / Adrian Henry D SILVA (MYS) / Dominik BAUMAN	Mercedes-AMG GT3	2	1:49.000	92.80 mph	149.35 kph

Weather / Track : Sunny / Dry

These results are provisional until the conclusion of any judicial and technical matters.

Kyalami Grand Prix Circuit  
Circuit Length = 4.522 km  
Start: 12:58 Flag 00:00 End: 00:00

Race Director :	Timekeeper :
-----------------	--------------

## Kyalami 9 Hours

### RACE - CLASSIFICATION @ 2 HOURS

POS	NO	CL	PIC	TEAM / DRIVERS	CAR	LAPS	TIME	GAP	DIFF	KPH	BEST	ON	
1	107	Pro	1	Bentley Team M-Sport (GBR) Jules GOUNON (FRA) / Maxime SOULET (BEL) / Jordan PEPPER	Bentley Continental GT3	68	1:59:25.557			154.48	1:43.680	27	
2	20	Pro	2	GPX Racing (UAE) Michael CHRISTENSEN (DNK) / Kevin ESTRE (FRA) / Richard LIETZ	Porsche 911 GT3 R	68	1:59:43.274	17.717	17.717	154.10	1:43.393	68	
3	29	Pro	3	Audi Sport Team Land (DEU) Markus WINKELHOCK (DEU) / Christopher MIES (DEU) / Christopher	Audi R8 LMS GT3 2019	68	1:59:44.272	18.715	0.998	154.08	1:43.144	68	
4	12	Pro	4	Dinamic Motorsport (ITA) Laurens VANTHOOR (BEL) / Earl BAMBER (NZL) / Matt CAMPBELL	Porsche 911 GT3 R	68	1:59:45.673	20.116	1.401	154.05	1:43.631	34	
5	31	Pro	5	Frikadelli Racing Team (DEU) Mathieu JAMINET (FRA) / Dennis OLSEN (NOR) / Nick TANDY (GBR)	Porsche 911 GT3 R	68	1:59:46.086	20.529	0.413	154.04	1:43.328	59	
6	34	Pro	6	Walkenhorst Motorsport (DEU) Christian KROGNES (NOR) / Mikkel JENSEN (DNK) / Nicky CATSBURG	BMW M6 GT3	67	1:58:17.549	1 Lap	1 Lap	153.67	1:43.433	66	
7	35	Pro	7	KCMG (HKG) Joao Paulo de OLIVEIRA (BRA) / Katsumasa CHIYO (JPN) / Joshua	Nissan GT-R NISMO GT3	67	1:58:20.091	1 Lap	2.542	153.61	1:43.606	27	
8	6	Silver	1	Black Falcon (DEU) Hubert HAUPT (DEU) / Patrick ASSENHEIMER (DEU) / Sergei	Mercedes-AMG GT3	67	1:58:26.017	1 Lap	5.926	153.49	1:44.354	26	
9	911	Pro	8	KUS Team 75 Bernhard (DEU) Romain DUMAS (FRA) / Dirk WERNER (DEU) / Sven MUELLER (DEU)	Porsche 911 GT3 R	67	1:58:29.530	1 Lap	3.513	153.41	1:43.493	67	
10	25	Pro	9	Audi Sport Team WRT (BEL) Dries VANTHOOR (BEL) / Kelvin VAN DER LINDE (ZAF) / Frederic	Audi R8 LMS GT3 2019	67	1:58:32.779	1 Lap	3.249	153.34	1:43.652	48	
11	42	Pro	10	BMW Team Schnitzer (DEU) Martin TOMCZYK (DEU) / Sheldon VAN DER LINDE (ZAF) / Augusto	BMW M6 GT3	67	1:58:41.238	1 Lap	8.459	153.16	1:43.791	62	
12	108	Pro	11	Bentley Team M-Sport (GBR) Rodrigo BAPTISTA (BRA) / Andy SOUCEK (ESP) / Steven KANE (GBR)	Bentley Continental GT3	67	1:58:43.861	1 Lap	2.623	153.10	1:43.686	65	
13	62	Pro	12	R-Motorsport (CHE) Ricky COLLARD (GBR) / Hugo de SADELEER (CHE) / Marvin	Aston Martin Vantage AMR GT3	67	1:58:58.026	1 Lap	14.165	152.80	1:43.678	61	
14	18	Pro	13	KCMG (HKG) Alexandre IMPERATORI (CHE) / Edoardo LIBERATI (ITA) / Oliver	Nissan GT-R NISMO GT3	67	1:59:11.793	1 Lap	13.767	152.50	1:43.677	35	
15	44	Pro	14	Mercedes-AMG Team Strakka Racing (GBR) Gary PAFFETT (GBR) / Lewis WILLIAMSON (GBR) / Tristan VAUTIER	Mercedes-AMG GT3	67	1:59:21.036	1 Lap	9.243	152.31	1:43.487	56	
16	10	Pro	15	Mercedes-AMG Team SPS Automotive Performance (DEU) Yelmer BUURMAN (NDL) / Luca STOLZ (DEU) / Maximilian GOETZ	Mercedes-AMG GT3	67	1:59:30.033	1 Lap	8.997	152.12	1:43.143	65	
17	22	Silver	2	WTM Racing powered by Rinaldi (DEU) Leonard WEISS (DEU) / Jochen KRUMBACH (DEU) / David PEREL	Ferrari 488 GT3	67	1:59:37.554	1 Lap	7.521	151.96	1:44.424	29	
18	9	Silver	3	Lechner Racing (AUT) Saul HACK (ZAF) / Lars KERN (DEU) / Dylan PEREIRA (LUX)	Porsche 911 GT3 R	66	1:58:18.688	2 Laps	1 Lap	151.35	1:44.302	26	
19	76	Pro	16	R-Motorsport (CHE) Maxime MARTIN (BEL) / Enaam AHMED (GBR) / Jake DENNIS (GBR)	Aston Martin Vantage AMR GT3	66	1:58:58.958	2 Laps	40.270	150.50	1:44.398	62	
20	36	Am	1	Walkenhorst Motorsport (DEU) Henry WALKENHORST (DEU) / Michael Van ROOYEN (ZAF) / Gennaro	BMW M6 GT3	66	1:59:28.876	2 Laps	29.918	149.87	1:44.591	26	
21	40	Am	2	SPS Automotive Performance (DEU) Valentin PIERBURG (DEU) / Tim Torsten MUELLER (DEU) / Miguel	Mercedes-AMG GT3	65	1:58:35.075	3 Laps	1 Lap	148.71	1:44.544	29	
22	43	ProAm	1	Strakka Racing (GBR) Christina NIELSEN (DNK) / Adrian Henry D SILVA (MYS) / Dominik	Mercedes-AMG GT3	64	1:58:23.480	4 Laps	1 Lap	146.67	1:44.512	59	
23	13	Nat	1	Stradale Motorsport (ZAF) Charl ARANGIES (ZAF) / Craig JARVIS (ZAF) / Dawie JOUBERT (ZAF)	Lamborghini Huracan GT3 2019	62	1:56:47.513	6 Laps	2 Laps	144.03	1:46.488	29	
24	17	Nat	2	Pablo Clark Racing (ZAF) Kishoor PITAMBER (ZAF) / Leonard Charles THOMPSON (ZAF) /	Ferrari 458 Italia GT3	61	1:58:42.006	7 Laps	1 Lap	139.43	1:45.930	60	
25	30	Pro	17	Honda Team Motul (ITA) Marco BONANOMI (ITA) / Bertrand BAGUETTE (BEL) / Dane CAMERON	Honda NSX GT3 2019	55	1:37:33.513	13 Laps	6 Laps	152.96	1:43.503	34	
26	09	Am	3	Team Perfect Circle (ZAF) Franco SCRIBANTE (ZAF) / Silvio SCRIBANTE (ZAF) / Andre	Porsche 997 GT3 R	50	1:59:56.573	18 Laps	5 Laps	113.10	1:49.368	15	
27	188	ProAm	2	Garage 59 (GBR) Alex WEST (SWE) / Chris GOODWIN (GBR) / Côme LEDOGAR (FRA)	Aston Martin Vantage AMR GT3	2	3:51.815	66 Laps	48 Laps	140.44	1:52.057	2	
28	999	Pro	18	Mercedes-AMG Team GruppeM Racing (HKG) Maxi BUHK (DEU) / Maro ENGEL (DEU) / Raffaele MARCIELLO (ITA)	Mercedes-AMG GT3	0							

#### FASTEST LAP

10	Pro	Mercedes-AMG Team SPS Automotive Performance (DEU) Yelmer BUURMAN (NDL) / Luca STOLZ (DEU) / Maximilian GOETZ (DEU)	Mercedes-AMG GT3	65	1:43.143	98.07 mph	157.83 kph
9	Silver	Lechner Racing (AUT) Saul HACK (ZAF) / Lars KERN (DEU) / Dylan PEREIRA (LUX)	Porsche 911 GT3 R	26	1:44.302	96.98 mph	156.07 kph
43	ProAm	Strakka Racing (GBR) Christina NIELSEN (DNK) / Adrian Henry D SILVA (MYS) / Dominik BAUMAN	Mercedes-AMG GT3	59	1:44.512	96.78 mph	155.76 kph
40	Am	SPS Automotive Performance (DEU) Valentin PIERBURG (DEU) / Tim Torsten MUELLER (DEU) / Miguel RAMOS	Mercedes-AMG GT3	29	1:44.544	96.75 mph	155.71 kph
17	Nat	Pablo Clark Racing (ZAF) Kishoor PITAMBER (ZAF) / Leonard Charles THOMPSON (ZAF) / Michael ST	Ferrari 458 Italia GT3	60	1:45.930	95.49 mph	153.67 kph

Weather / Track : Sunny / Dry

These results are provisional until the conclusion of any judicial and technical matters.

Kyalami Grand Prix Circuit  
Circuit Length = 4.522 km  
Start: 12:58 Flag 00:00 End: 00:00

Race Director :	Timekeeper :
-----------------	--------------

# Kyalami 9 Hours

## RACE - CLASSIFICATION @ 3 HOURS

POS	NO	CL	PIC	TEAM / RIDERS	BIKE	LAPS	TIME	GAP	DIFF	KPH	BEST	ON	
1	20	Pro	1	GPX Racing (UAE) Michael CHRISTENSEN (DNK) / Kevin ESTRE (FRA) / Richard LIETZ	Porsche 911 GT3 R	98	2:59:22.989			148.22	1:43.335	71	
2	34	Pro	2	Walkenhorst Motorsport (DEU) Christian KROGNES (NOR) / Mikkel JENSEN (DNK) / Nicky CATSBURG	BMW M6 GT3	98	2:59:24.416	1.427	1.427	148.20	1:43.266	70	
3	31	Pro	3	Frikadelli Racing Team (DEU) Mathieu JAMINET (FRA) / Dennis OLSEN (NOR) / Nick TANDY (GBR)	Porsche 911 GT3 R	98	2:59:26.618	3.629	2.202	148.17	1:43.223	71	
4	12	Pro	4	Dinamic Motorsport (ITA) Laurens VANTHOOR (BEL) / Earl BAMBER (NZL) / Matt CAMPBELL	Porsche 911 GT3 R	98	2:59:27.588	4.599	0.970	148.16	1:43.630	77	
5	44	Pro	5	Mercedes-AMG Team Strakka Racing (GBR) Gary PAFFETT (GBR) / Lewis WILLIAMSON (GBR) / Tristan VAUTIER	Mercedes-AMG GT3	98	2:59:30.239	7.250	2.651	148.12	1:43.487	56	
6	107	Pro	6	Bentley Team M-Sport (GBR) Jules GOUNON (FRA) / Maxime SOULET (BEL) / Jordan PEPPER	Bentley Continental GT3	98	2:59:30.601	7.612	0.362	148.12	1:43.607	73	
7	25	Pro	7	Audi Sport Team WRT (BEL) Dries VANTHOOR (BEL) / Kelvin VAN DER LINDE (ZAF) / Frederic	Audi R8 LMS GT3 2019	98	2:59:31.345	8.356	0.744	148.11	1:43.407	72	
8	35	Pro	8	KCMG (HKG) Joao Paulo de OLIVEIRA (BRA) / Katsumasa CHIYO (JPN) / Joshua	Nissan GT-R NISMO GT3	98	2:59:31.996	9.007	0.651	148.10	1:43.167	79	
9	18	Pro	9	KCMG (HKG) Alexandre IMPERATORI (CHE) / Edoardo LIBERATI (ITA) / Oliver	Nissan GT-R NISMO GT3	98	2:59:34.705	11.716	2.709	148.06	1:43.677	35	
10	911	Pro	10	KUS Team 75 Bernhard (DEU) Romain DUMAS (FRA) / Dirk WERNER (DEU) / Sven MUELLER (DEU)	Porsche 911 GT3 R	98	2:59:35.694	12.705	0.989	148.05	1:43.386	69	
11	42	Pro	11	BMW Team Schnitzer (DEU) Martin TOMCZYK (DEU) / Sheldon VAN DER LINDE (ZAF) / Augusto	BMW M6 GT3	98	2:59:36.110	13.121	0.416	148.04	1:43.791	62	
12	10	Pro	12	Mercedes-AMG Team SPS Automotive Performance (DEU) Yelmer BUURMAN (NDL) / Luca STOLZ (DEU) / Maximilian GOETZ	Mercedes-AMG GT3	98	2:59:36.807	13.818	0.697	148.03	1:43.143	65	
13	108	Pro	13	Bentley Team M-Sport (GBR) Rodrigo BAPTISTA (BRA) / Andy SOUCEK (ESP) / Steven KANE (GBR)	Bentley Continental GT3	98	2:59:39.286	16.297	2.479	148.00	1:43.686	65	
14	6	Silver	1	Black Falcon (DEU) Hubert HAUPT (DEU) / Patrick ASSENHEIMER (DEU) / Sergei	Mercedes-AMG GT3	98	2:59:42.156	19.167	2.870	147.96	1:44.134	79	
15	62	Pro	14	R-Motorsport (CHE) Ricky COLLARD (GBR) / Hugo de SADELEER (CHE) / Marvin	Aston Martin Vantage AMR GT3	98	2:59:45.590	22.601	3.434	147.91	1:43.678	61	
16	29	Pro	15	Audi Sport Team Land (DEU) Markus WINKELHOEK (DEU) / Christopher MIES (DEU) / Christopher	Audi R8 LMS GT3 2019	98	2:59:49.831	26.842	4.241	147.85	1:43.144	68	
17	76	Pro	16	R-Motorsport (CHE) Maxime MARTIN (BEL) / Enaam AHMED (GBR) / Jake DENNIS (GBR)	Aston Martin Vantage AMR GT3	97	2:59:28.801	1 Lap	1 Lap	146.63	1:44.099	79	
18	22	Silver	2	WTM Racing powered by Rinaldi (DEU) Leonard WEISS (DEU) / Jochen KRUMBACH (DEU) / David PEREL	Ferrari 488 GT3	97	2:59:38.341	1 Lap	9.540	146.50	1:44.424	29	
19	9	Silver	3	Lechner Racing (AUT) Saul HACK (ZAF) / Lars KERN (DEU) / Dylan PEREIRA (LUX)	Porsche 911 GT3 R	97	2:59:39.777	1 Lap	1.436	146.48	1:43.392	77	
20	36	Am	1	Walkenhorst Motorsport (DEU) Henry WALKENHORST (DEU) / Michael Van ROOYEN (ZAF) / Gennaro	BMW M6 GT3	96	2:59:46.776	2 Laps	1 Lap	144.88	1:44.528	76	
21	40	Am	2	SPS Automotive Performance (DEU) Valentin PIERBURG (DEU) / Tim Torsten MUELLER (DEU) / Miguel	Mercedes-AMG GT3	96	2:59:52.183	2 Laps	5.407	144.80	1:44.544	29	
22	43	ProAm	1	Strakka Racing (GBR) Christina NIELSEN (DNK) / Adrian Henry D SILVA (MYS) / Dominik	Mercedes-AMG GT3	95	2:59:38.702	3 Laps	1 Lap	143.47	1:43.577	75	
23	17	Nat	1	Pablo Clark Racing (ZAF) Kishoor PITAMBER (ZAF) / Leonard Charles THOMPSON (ZAF) /	Ferrari 458 Italia GT3	91	2:59:09.591	7 Laps	4 Laps	137.81	1:45.443	78	
24	13	Nat	2	Stradale Motorsport (ZAF) Charl ARANGIES (ZAF) / Craig JARVIS (ZAF) / Dawie JOUBERT (ZAF)	Lamborghini Huracan GT3 2019	81	2:34:10.268	17 Laps	10 Laps	142.54	1:46.488	29	
25	09	Am	3	Team Perfect Circle (ZAF) Franco SCRIBANTE (ZAF) / Silvio SCRIBANTE (ZAF) / Andre	Porsche 997 GT3 R	77	2:58:10.994	21 Laps	4 Laps	117.24	1:49.368	15	
26	30	Pro	17	Honda Team Motul (ITA) Marco BONANOMI (ITA) / Bertrand BAGUETTE (BEL) / Dane CAMERON	Honda NSX GT3 2019	55	1:37:33.513	43 Laps	22 Laps	152.96	1:43.503	34	
27	188	ProAm	2	Garage 59 (GBR) Alex WEST (SWE) / Chris GOODWIN (GBR) / Côme LEDOGAR (FRA)	Aston Martin Vantage AMR GT3	15	2:58:27.086	83 Laps	40 Laps	22.80	1:47.182	15	
28	999	Pro	18	Mercedes-AMG Team GruppeM Racing (HKG) Maxi BUHK (DEU) / Maro ENGEL (DEU) / Raffaele MARCIELLO (ITA)	Mercedes-AMG GT3	0							

### FASTEST LAP

10	Pro	Mercedes-AMG Team SPS Automotive Performance (DEU) Yelmer BUURMAN (NDL) / Luca STOLZ (DEU) / Maximilian GOETZ (DEU)	Mercedes-AMG GT3	65	1:43.143	98.07 mph	157.83 kph
9	Silver	Lechner Racing (AUT) Saul HACK (ZAF) / Lars KERN (DEU) / Dylan PEREIRA (LUX)	Porsche 911 GT3 R	77	1:43.392	97.83 mph	157.45 kph
43	ProAm	Strakka Racing (GBR) Christina NIELSEN (DNK) / Adrian Henry D SILVA (MYS) / Dominik BAUMAN	Mercedes-AMG GT3	75	1:43.577	97.66 mph	157.17 kph
36	Am	Walkenhorst Motorsport (DEU) Henry WALKENHORST (DEU) / Michael Van ROOYEN (ZAF) / Gennaro BO	BMW M6 GT3	76	1:44.528	96.77 mph	155.74 kph
17	Nat	Pablo Clark Racing (ZAF) Kishoor PITAMBER (ZAF) / Leonard Charles THOMPSON (ZAF) / Michael ST	Ferrari 458 Italia GT3	78	1:45.443	95.93 mph	154.38 kph

Weather / Track : Sunny / Dry

These results are provisional until the conclusion of any judicial and technical matters.

Kyalami Grand Prix Circuit  
Circuit Length = 4.522 km  
Start: 12:58 Flag 00:00 End: 00:00

Race Director :	Timekeeper :
-----------------	--------------

## Kyalami 9 Hours

### RACE - CLASSIFICATION @ 4 HOURS

POS	NO	CL	PIC	TEAM / DRIVERS	CAR	LAPS	TIME	GAP	DIFF	KPH	BEST	ON	
1	20	Pro	1	GPX Racing (UAE) Michael CHRISTENSEN (DNK) / Kevin ESTRE (FRA) / Richard LIETZ	Porsche 911 GT3 R	128	3:59:01.804			145.29	1:43.034	127	
2	34	Pro	2	Walkenhorst Motorsport (DEU) Christian KROGNES (NOR) / Mikkel JENSEN (DNK) / Nicky CATSBURG	BMW M6 GT3	128	3:59:03.466	1.662	1.662	145.27	1:42.940	119	
3	31	Pro	3	Frikadelli Racing Team (DEU) Mathieu JAMINET (FRA) / Dennis OLSEN (NOR) / Nick TANDY (GBR)	Porsche 911 GT3 R	128	3:59:05.133	3.329	1.667	145.25	1:42.897	118	
4	12	Pro	4	Dinamic Motorsport (ITA) Laurens VANTHOOR (BEL) / Earl BAMBER (NZL) / Matt CAMPBELL	Porsche 911 GT3 R	128	3:59:11.351	9.547	6.218	145.19	1:43.269	125	
5	42	Pro	5	BMW Team Schnitzer (DEU) Martin TOMCZYK (DEU) / Sheldon VAN DER LINDE (ZAF) / Augusto	BMW M6 GT3	128	3:59:15.168	13.364	3.817	145.15	1:43.231	120	
6	911	Pro	6	KUS Team 75 Bernhard (DEU) Romain DUMAS (FRA) / Dirk WERNER (DEU) / Sven MUELLER (DEU)	Porsche 911 GT3 R	128	3:59:20.091	18.287	4.923	145.10	1:43.361	120	
7	10	Pro	7	Mercedes-AMG Team SPS Automotive Performance (DEU) Yelmer BUURMAN (NDL) / Luca STOLZ (DEU) / Maximilian GOETZ	Mercedes-AMG GT3	128	3:59:22.688	20.884	2.597	145.07	1:43.143	65	
8	62	Pro	8	R-Motorsport (CHE) Ricky COLLARD (GBR) / Hugo de SADELEER (CHE) / Marvin	Aston Martin Vantage AMR GT3	128	3:59:33.723	31.919	11.035	144.96	1:43.649	118	
9	25	Pro	9	Audi Sport Team WRT (BEL) Dries VANTHOOR (BEL) / Kelvin VAN DER LINDE (ZAF) / Frederic	Audi R8 LMS GT3 2019	128	3:59:34.261	32.457	0.538	144.96	1:43.300	121	
10	29	Pro	10	Audi Sport Team Land (DEU) Markus WINKELHOCK (DEU) / Christopher MIES (DEU) / Christopher	Audi R8 LMS GT3 2019	128	3:59:34.874	33.070	0.613	144.95	1:43.144	68	
11	18	Pro	11	KCMG (HKG) Alexandre IMPERATORI (CHE) / Edoardo LIBERATI (ITA) / Oliver	Nissan GT-R NISMO GT3	128	3:59:37.455	35.651	2.581	144.93	1:43.321	118	
12	6	Silver	1	Black Falcon (DEU) Hubert HAUPT (DEU) / Patrick ASSENHEIMER (DEU) / Sergei	Mercedes-AMG GT3	128	3:59:48.790	46.986	11.335	144.81	1:43.579	119	
13	108	Pro	12	Bentley Team M-Sport (GBR) Rodrigo BAPTISTA (BRA) / Andy SOUCEK (ESP) / Steven KANE (GBR)	Bentley Continental GT3	127	3:58:19.661	1 Lap	1 Lap	144.58	1:43.686	65	
14	107	Pro	13	Bentley Team M-Sport (GBR) Jules GOUNON (FRA) / Maxime SOULET (BEL) / Jordan PEPPER (ZAF)	Bentley Continental GT3	127	3:58:58.680	1 Lap	39.019	144.18	1:43.413	118	
15	35	Pro	14	KCMG (HKG) Joao Paulo de OLIVEIRA (BRA) / Katsumasa CHIYO (JPN) / Joshua	Nissan GT-R NISMO GT3	127	3:59:21.007	1 Lap	22.327	143.96	1:43.167	79	
16	9	Silver	2	Lechner Racing (AUT) Saul HACK (ZAF) / Lars KERN (DEU) / Dylan PEREIRA (LUX)	Porsche 911 GT3 R	127	3:59:22.271	1 Lap	1.264	143.95	1:43.366	119	
17	22	Silver	3	WTM Racing powered by Rinaldi (DEU) Leonard WEISS (DEU) / Jochen KRUMBACH (DEU) / David PEREL	Ferrari 488 GT3	127	3:59:40.437	1 Lap	18.166	143.76	1:44.323	124	
18	76	Pro	15	R-Motorsport (CHE) Maxime MARTIN (BEL) / Enaam AHMED (GBR) / Jake DENNIS (GBR)	Aston Martin Vantage AMR GT3	126	3:59:21.602	2 Laps	1 Lap	142.82	1:43.559	113	
19	40	Am	1	SPS Automotive Performance (DEU) Valentin PIERBURG (DEU) / Tim Torsten MUELLER (DEU) / Miguel	Mercedes-AMG GT3	125	3:59:56.474	3 Laps	1 Lap	141.34	1:44.544	29	
20	43	ProAm	1	Strakka Racing (GBR) Christina NIELSEN (DNK) / Adrian Henry D SILVA (MYS) / Dominik	Mercedes-AMG GT3	123	3:58:32.151	5 Laps	2 Laps	139.90	1:43.577	75	
21	36	Am	2	Walkenhorst Motorsport (DEU) Henry WALKENHORST (DEU) / Michael Van ROOYEN (ZAF) / Gennaro	BMW M6 GT3	123	3:59:22.006	5 Laps	49.855	139.41	1:44.015	121	
22	17	Nat	1	Pablo Clark Racing (ZAF) Kishoor PITAMBER (ZAF) / Leonard Charles THOMPSON (ZAF) /	Ferrari 458 Italia GT3	119	3:58:25.040	9 Laps	4 Laps	135.42	1:45.127	109	
23	44	Pro	16	Mercedes-AMG Team Strakka Racing (GBR) Gary PAFFETT (GBR) / Lewis WILLIAMSON (GBR) / Tristan VAUTIER	Mercedes-AMG GT3	98	2:59:30.239	30 Laps	21 Laps	148.12	1:43.487	56	
24	09	Am	3	Team Perfect Circle (ZAF) Franco SCRIBANTE (ZAF) / Silvio SCRIBANTE (ZAF) / Andre	Porsche 997 GT3 R	85	3:17:58.803	43 Laps	13 Laps	116.48	1:49.368	15	
25	13	Nat	2	Stradale Motorsport (ZAF) Charl ARANGIES (ZAF) / Craig JARVIS (ZAF) / Dawie JOUBERT (ZAF)	Lamborghini Huracan GT3 2019	81	2:34:10.268	47 Laps	4 Laps	142.54	1:46.488	29	
26	30	Pro	17	Honda Team Motul (ITA) Marco BONANOMI (ITA) / Bertrand BAGUETTE (BEL) / Dane CAMERON	Honda NSX GT3 2019	55	1:37:33.513	73 Laps	26 Laps	152.96	1:43.503	34	
27	188	ProAm	2	Garage 59 (GBR) Alex WEST (SWE) / Chris GOODWIN (GBR) / Côme LEDOGAR (FRA)	Aston Martin Vantage AMR GT3	45	3:59:45.969	83 Laps	10 Laps	50.92	1:45.732	34	
28	999	Pro	18	Mercedes-AMG Team GruppeM Racing (HKG) Maxi BUHK (DEU) / Maro ENGEL (DEU) / Raffaele MARCIELLO (ITA)	Mercedes-AMG GT3	0							

#### FASTEST LAP

31	Pro	Frikadelli Racing Team (DEU) Mathieu JAMINET (FRA) / Dennis OLSEN (NOR) / Nick TANDY (GBR)	Porsche 911 GT3 R	118	1:42.897	98.30 mph	158.20 kph
9	Silver	Lechner Racing (AUT) Saul HACK (ZAF) / Lars KERN (DEU) / Dylan PEREIRA (LUX)	Porsche 911 GT3 R	119	1:43.366	97.86 mph	157.49 kph
43	ProAm	Strakka Racing (GBR) Christina NIELSEN (DNK) / Adrian Henry D SILVA (MYS) / Dominik BAUMAN	Mercedes-AMG GT3	75	1:43.577	97.66 mph	157.17 kph
36	Am	Walkenhorst Motorsport (DEU) Henry WALKENHORST (DEU) / Michael Van ROOYEN (ZAF) / Gennaro BOI	BMW M6 GT3	121	1:44.015	97.24 mph	156.50 kph
17	Nat	Pablo Clark Racing (ZAF) Kishoor PITAMBER (ZAF) / Leonard Charles THOMPSON (ZAF) / Michael ST	Ferrari 458 Italia GT3	109	1:45.127	96.22 mph	154.85 kph

Weather / Track : Sunny / Dry

These results are provisional until the conclusion of any judicial and technical matters.

Kyalami Grand Prix Circuit  
Circuit Length = 4.522 km  
Start: 12:58 Flag 00:00 End: 00:00

Race Director :	Timekeeper :
-----------------	--------------



## Kyalami 9 Hours

### RACE - CLASSIFICATION @ 5 HOURS

POS	NO	CL	PIC	TEAM / DRIVERS	CAR	LAPS	TIME	GAP	DIFF	KPH	BEST	ON	
1	20	Pro	1	GPX Racing (UAE) Michael CHRISTENSEN (DNK) / Kevin ESTRE (FRA) / Richard LIETZ	Porsche 911 GT3 R	160	4:59:31.894			144.93	1:43.034	127	
2	10	Pro	2	Mercedes-AMG Team SPS Automotive Performance (DEU) Yelmer BUURMAN (NDL) / Luca STOLZ (DEU) / Maximilian GOETZ	Mercedes-AMG GT3	159	4:56:42.027	1 Lap	1 Lap	145.39	1:43.000	156	
3	12	Pro	3	Dinamic Motorsport (ITA) Laurens VANTHOOR (BEL) / Earl BAMBER (NZL) / Matt CAMPBELL	Porsche 911 GT3 R	159	4:56:45.181	1 Lap	3.154	145.37	1:43.080	132	
4	18	Pro	4	KCMG (HKG) Alexandre IMPERATORI (CHE) / Edoardo LIBERATI (ITA) / Oliver	Nissan GT-R NISMO GT3	159	4:56:58.948	1 Lap	13.767	145.26	1:43.228	142	
5	62	Pro	5	R-Motorsport (CHE) Ricky COLLARD (GBR) / Hugo de SADELEER (CHE) / Marvin	Aston Martin Vantage AMR GT3	159	4:57:07.791	1 Lap	8.843	145.18	1:43.649	118	
6	29	Pro	6	Audi Sport Team Land (DEU) Markus WINKELHOCK (DEU) / Christopher MIES (DEU) / Christopher	Audi R8 LMS GT3 2019	159	4:57:26.531	1 Lap	18.740	145.03	1:43.144	68	
7	31	Pro	7	Frikadelli Racing Team (DEU) Mathieu JAMINET (FRA) / Dennis OLSEN (NOR) / Nick TANDY (GBR)	Porsche 911 GT3 R	159	4:57:40.521	1 Lap	13.990	144.92	1:42.876	130	
8	34	Pro	8	Walkenhorst Motorsport (DEU) Christian KROGNES (NOR) / Mikkel JENSEN (DNK) / Nicky CATSBURG	BMW M6 GT3	159	4:57:46.158	1 Lap	5.637	144.87	1:42.940	119	
9	25	Pro	9	Audi Sport Team WRT (BEL) Dries VANTHOOR (BEL) / Kelvin VAN DER LINDE (ZAF) / Frederic	Audi R8 LMS GT3 2019	159	4:57:47.048	1 Lap	0.890	144.86	1:43.300	121	
10	42	Pro	10	BMW Team Schnitzer (DEU) Martin TOMCZYK (DEU) / Sheldon VAN DER LINDE (ZAF) / Augusto	BMW M6 GT3	159	4:57:49.713	1 Lap	2.665	144.84	1:43.231	120	
11	107	Pro	11	Bentley Team M-Sport (GBR) Jules GOUNON (FRA) / Maxime SOULET (BEL) / Jordan PEPPER	Bentley Continental GT3	159	4:57:55.726	1 Lap	6.013	144.79	1:43.326	154	
12	911	Pro	12	KUS Team 75 Bernhard (DEU) Romain DUMAS (FRA) / Dirk WERNER (DEU) / Sven MUELLER (DEU)	Porsche 911 GT3 R	159	4:58:40.707	1 Lap	44.981	144.43	1:43.361	120	
13	6	Silver	1	Black Falcon (DEU) Hubert HAUPT (DEU) / Patrick ASSENHEIMER (DEU) / Sergei	Mercedes-AMG GT3	159	4:58:41.640	1 Lap	0.933	144.42	1:43.579	119	
14	108	Pro	13	Bentley Team M-Sport (GBR) Rodrigo BAPTISTA (BRA) / Andy SOUCEK (ESP) / Steven KANE (GBR)	Bentley Continental GT3	159	4:59:38.889	1 Lap	57.249	143.96	1:43.683	134	
15	35	Pro	14	KCMG (HKG) Joao Paulo de OLIVEIRA (BRA) / Katsumasa CHIYO (JPN) / Joshua	Nissan GT-R NISMO GT3	158	4:56:53.827	2 Laps	1 Lap	144.38	1:43.167	79	
16	9	Silver	2	Lechner Racing (AUT) Saul HACK (ZAF) / Lars KERN (DEU) / Dylan PEREIRA (LUX)	Porsche 911 GT3 R	158	4:57:51.642	2 Laps	57.815	143.92	1:43.366	119	
17	22	Silver	3	WTM Racing powered by Rinaldi (DEU) Leonard WEISS (DEU) / Jochen KRUMBACH (DEU) / David PEREL	Ferrari 488 GT3	158	4:58:28.328	2 Laps	36.686	143.62	1:43.999	142	
18	76	Pro	15	R-Motorsport (CHE) Maxime MARTIN (BEL) / Enaam AHMED (GBR) / Jake DENNIS (GBR)	Aston Martin Vantage AMR GT3	158	4:59:33.627	2 Laps	1:05.299	143.10	1:43.559	113	
19	40	Am	1	SPS Automotive Performance (DEU) Valentin PIERBURG (DEU) / Tim Torsten MUELLER (DEU) / Miguel	Mercedes-AMG GT3	155	4:58:10.930	5 Laps	3 Laps	141.03	1:44.544	29	
20	36	Am	2	Walkenhorst Motorsport (DEU) Henry WALKENHORST (DEU) / Michael Van ROOYEN (ZAF) / Gennaro	BMW M6 GT3	155	4:59:04.441	5 Laps	53.511	140.61	1:44.015	121	
21	43	ProAm	1	Strakka Racing (GBR) Christina NIELSEN (DNK) / Adrian Henry D SILVA (MYS) / Dominik	Mercedes-AMG GT3	153	4:57:38.163	7 Laps	2 Laps	139.47	1:43.577	75	
22	17	Nat	1	Pablo Clark Racing (ZAF) Kishoor PITAMBER (ZAF) / Leonard Charles THOMPSON (ZAF) /	Ferrari 458 Italia GT3	150	4:58:38.009	10 Laps	3 Laps	136.28	1:45.127	109	
23	44	Pro	16	Mercedes-AMG Team Strakka Racing (GBR) Gary PAFFETT (GBR) / Lewis WILLIAMSON (GBR) / Tristan VAUTIER	Mercedes-AMG GT3	98	2:59:30.239	62 Laps	52 Laps	148.12	1:43.487	56	
24	09	Am	3	Team Perfect Circle (ZAF) Franco SCRIBANTE (ZAF) / Silvio SCRIBANTE (ZAF) / Andre	Porsche 997 GT3 R	85	3:17:58.803	75 Laps	13 Laps	116.48	1:49.368	15	
25	13	Nat	2	Stradale Motorsport (ZAF) Charl ARANGIES (ZAF) / Craig JARVIS (ZAF) / Dawie JOUBERT (ZAF)	Lamborghini Huracan GT3 2019	81	2:34:10.268	79 Laps	4 Laps	142.54	1:46.488	29	
26	188	ProAm	2	Garage 59 (GBR) Alex WEST (SWE) / Chris GOODWIN (GBR) / Côme LEDOGAR (FRA)	Aston Martin Vantage AMR GT3	75	4:58:06.107	85 Laps	6 Laps	68.26	1:45.732	34	
27	30	Pro	17	Honda Team Motul (ITA) Marco BONANOMI (ITA) / Bertrand BAGUETTE (BEL) / Dane CAMERON	Honda NSX GT3 2019	55	1:37:33.513	105 Laps	20 Laps	152.96	1:43.503	34	
28	999	Pro	18	Mercedes-AMG Team GruppeM Racing (HKG) Maxi BUHK (DEU) / Maro ENGEL (DEU) / Raffaele MARCIELLO (ITA)	Mercedes-AMG GT3	0							

#### FASTEST LAP

31	Pro	Frikadelli Racing Team (DEU) Mathieu JAMINET (FRA) / Dennis OLSEN (NOR) / Nick TANDY (GBR)	Porsche 911 GT3 R	130	1:42.876	98.32 mph	158.24 kph
9	Silver	Lechner Racing (AUT) Saul HACK (ZAF) / Lars KERN (DEU) / Dylan PEREIRA (LUX)	Porsche 911 GT3 R	119	1:43.366	97.86 mph	157.49 kph
43	ProAm	Strakka Racing (GBR) Christina NIELSEN (DNK) / Adrian Henry D SILVA (MYS) / Dominik BAUMAN	Mercedes-AMG GT3	75	1:43.577	97.66 mph	157.17 kph
36	Am	Walkenhorst Motorsport (DEU) Henry WALKENHORST (DEU) / Michael Van ROOYEN (ZAF) / Gennaro BO	BMW M6 GT3	121	1:44.015	97.24 mph	156.50 kph
17	Nat	Pablo Clark Racing (ZAF) Kishoor PITAMBER (ZAF) / Leonard Charles THOMPSON (ZAF) / Michael ST	Ferrari 458 Italia GT3	109	1:45.127	96.22 mph	154.85 kph

Weather / Track : Sunny / Dry

These results are provisional until the conclusion of any judicial and technical matters.

Kyalami Grand Prix Circuit  
Circuit Length = 4.522 km  
Start: 12:58 Flag 00:00 End: 00:00

Race Director :	Timekeeper :
-----------------	--------------

## Kyalami 9 Hours

### RACE - CLASSIFICATION @ 6 HOURS

POS	NO	CL	PIC	TEAM / DRIVERS	CAR	LAPS	TIME	GAP	DIFF	KPH	BEST	ON	
1	29	Pro	1	Audi Sport Team Land (DEU) Markus WINKELHOCK (DEU) / Christopher MIES (DEU) / Christopher	Audi R8 LMS GT3 2019	193	5:59:54.598			145.49	1:43.144	68	
2	20	Pro	2	GPX Racing (UAE) Michael CHRISTENSEN (DNK) / Kevin ESTRE (FRA) / Richard LIETZ	Porsche 911 GT3 R	192	5:57:52.680	1 Lap	1 Lap	145.56	1:43.034	127	
3	18	Pro	3	KCMG (HKG) Alexandre IMPERATORI (CHE) / Edoardo LIBERATI (ITA) / Oliver	Nissan GT-R NISMO GT3	192	5:58:05.423	1 Lap	12.743	145.47	1:43.228	142	
4	10	Pro	4	Mercedes-AMG Team SPS Automotive Performance (DEU) Yelmer BUURMAN (NDL) / Luca STOLZ (DEU) / Maximilian GOETZ	Mercedes-AMG GT3	192	5:58:33.848	1 Lap	28.425	145.28	1:43.000	156	
5	34	Pro	5	Walkenhorst Motorsport (DEU) Christian KROGNES (NOR) / Mikkel JENSEN (DNK) / Nicky CATSBURG	BMW M6 GT3	192	5:58:39.401	1 Lap	5.553	145.24	1:42.940	119	
6	42	Pro	6	BMW Team Schnitzer (DEU) Martin TOMCZYK (DEU) / Sheldon VAN DER LINDE (ZAF) / Augusto	BMW M6 GT3	192	5:58:55.064	1 Lap	15.663	145.14	1:43.231	120	
7	62	Pro	7	R-Motorsport (CHE) Ricky COLLARD (GBR) / Hugo de SADELEER (CHE) / Marvin	Aston Martin Vantage AMR GT3	192	5:59:14.660	1 Lap	19.596	145.00	1:43.649	118	
8	31	Pro	8	Frikadelli Racing Team (DEU) Mathieu JAMINET (FRA) / Dennis OLSEN (NOR) / Nick TANDY (GBR)	Porsche 911 GT3 R	192	5:59:27.865	1 Lap	13.205	144.91	1:42.876	130	
9	12	Pro	9	Dinamic Motorsport (ITA) Laurens VANTHOOR (BEL) / Earl BAMBER (NZL) / Matt CAMPBELL	Porsche 911 GT3 R	192	5:59:32.837	1 Lap	4.972	144.88	1:43.080	132	
10	107	Pro	10	Bentley Team M-Sport (GBR) Jules GOUNON (FRA) / Maxime SOULET (BEL) / Jordan PEPPER	Bentley Continental GT3	192	5:59:45.950	1 Lap	13.113	144.79	1:43.326	154	
11	911	Pro	11	KUS Team 75 Bernhard (DEU) Romain DUMAS (FRA) / Dirk WERNER (DEU) / Sven MUELLER (DEU)	Porsche 911 GT3 R	192	5:59:59.029	1 Lap	13.079	144.71	1:43.361	120	
12	6	Silver	1	Black Falcon (DEU) Hubert HAUPT (DEU) / Patrick ASSENHEIMER (DEU) / Sergei	Mercedes-AMG GT3	191	5:58:20.456	2 Laps	1 Lap	144.61	1:43.579	119	
13	25	Pro	12	Audi Sport Team WRT (BEL) Dries VANTHOOR (BEL) / Kelvin VAN DER LINDE (ZAF) / Frederic	Audi R8 LMS GT3 2019	191	5:58:22.316	2 Laps	1.860	144.60	1:43.300	121	
14	9	Silver	2	Lechner Racing (AUT) Saul HACK (ZAF) / Lars KERN (DEU) / Dylan PEREIRA (LUX)	Porsche 911 GT3 R	191	5:58:44.811	2 Laps	22.495	144.45	1:43.366	119	
15	35	Pro	13	KCMG (HKG) Joao Paulo de OLIVEIRA (BRA) / Katsumasa CHIYO (JPN) / Joshua	Nissan GT-R NISMO GT3	191	5:59:04.516	2 Laps	19.705	144.32	1:43.167	79	
16	22	Silver	3	WTM Racing powered by Rinaldi (DEU) Leonard WEISS (DEU) / Jochen KRUMBACH (DEU) / David PEREL	Ferrari 488 GT3	190	5:58:36.205	3 Laps	1 Lap	143.75	1:43.241	179	
17	76	Pro	14	R-Motorsport (CHE) Maxime MARTIN (BEL) / Enaam AHMED (GBR) / Jake DENNIS (GBR)	Aston Martin Vantage AMR GT3	190	5:58:53.433	3 Laps	17.228	143.63	1:43.559	113	
18	108	Pro	15	Bentley Team M-Sport (GBR) Rodrigo BAPTISTA (BRA) / Andy SOUCEK (ESP) / Steven KANE (GBR)	Bentley Continental GT3	188	5:59:01.670	5 Laps	2 Laps	142.07	1:43.451	167	
19	40	Am	1	SPS Automotive Performance (DEU) Valentin PIERBURG (DEU) / Tim Torsten MUELLER (DEU) / Miguel	Mercedes-AMG GT3	187	5:59:25.446	6 Laps	1 Lap	141.16	1:44.544	29	
20	36	Am	2	Walkenhorst Motorsport (DEU) Henry WALKENHORST (DEU) / Michael Van ROOYEN (ZAF) / Gennaro	BMW M6 GT3	186	5:58:25.811	7 Laps	1 Lap	140.79	1:44.015	121	
21	43	ProAm	1	Strakka Racing (GBR) Christina NIELSEN (DNK) / Adrian Henry D SILVA (MYS) / Dominik	Mercedes-AMG GT3	185	5:58:46.177	8 Laps	1 Lap	139.90	1:43.577	75	
22	17	Nat	1	Pablo Clark Racing (ZAF) Kishoor PITAMBER (ZAF) / Leonard Charles THOMPSON (ZAF) /	Ferrari 458 Italia GT3	182	5:59:56.929	11 Laps	3 Laps	137.18	1:44.980	158	
23	188	ProAm	2	Garage 59 (GBR) Alex WEST (SWE) / Chris GOODWIN (GBR) / Côme LEDOGAR (FRA)	Aston Martin Vantage AMR GT3	107	5:58:24.845	86 Laps	75 Laps	80.99	1:44.113	83	
24	44	Pro	16	Mercedes-AMG Team Strakka Racing (GBR) Gary PAFFETT (GBR) / Lewis WILLIAMSON (GBR) / Tristan VAUTIER	Mercedes-AMG GT3	98	2:59:30.239	95 Laps	9 Laps	148.12	1:43.487	56	
25	09	Am	3	Team Perfect Circle (ZAF) Franco SCRIBANTE (ZAF) / Silvio SCRIBANTE (ZAF) / Andre	Porsche 997 GT3 R	85	3:17:58.803	108 Laps	13 Laps	116.48	1:49.368	15	
26	13	Nat	2	Stradale Motorsport (ZAF) Charl ARANGIES (ZAF) / Craig JARVIS (ZAF) / Dawie JOUBERT (ZAF)	Lamborghini Huracan GT3 2019	81	2:34:10.268	112 Laps	4 Laps	142.54	1:46.488	29	
27	30	Pro	17	Honda Team Motul (ITA) Marco BONANOMI (ITA) / Bertrand BAGUETTE (BEL) / Dane CAMERON	Honda NSX GT3 2019	55	1:37:33.513	138 Laps	26 Laps	152.96	1:43.503	34	
28	999	Pro	18	Mercedes-AMG Team GruppeM Racing (HKG) Maxi BUHK (DEU) / Maro ENGEL (DEU) / Raffaele MARCIELLO (ITA)	Mercedes-AMG GT3	0							

#### FASTEST LAP

31	Pro	Frikadelli Racing Team (DEU) Mathieu JAMINET (FRA) / Dennis OLSEN (NOR) / Nick TANDY (GBR)	Porsche 911 GT3 R	130	1:42.876	98.32 mph	158.24 kph
22	Silver	WTM Racing powered by Rinaldi (DEU) Leonard WEISS (DEU) / Jochen KRUMBACH (DEU) / David PEREL (ZAF)	Ferrari 488 GT3	179	1:43.241	97.97 mph	157.68 kph
43	ProAm	Strakka Racing (GBR) Christina NIELSEN (DNK) / Adrian Henry D SILVA (MYS) / Dominik BAUMAN	Mercedes-AMG GT3	75	1:43.577	97.66 mph	157.17 kph
36	Am	Walkenhorst Motorsport (DEU) Henry WALKENHORST (DEU) / Michael Van ROOYEN (ZAF) / Gennaro BON	BMW M6 GT3	121	1:44.015	97.24 mph	156.50 kph
17	Nat	Pablo Clark Racing (ZAF) Kishoor PITAMBER (ZAF) / Leonard Charles THOMPSON (ZAF) / Michael ST	Ferrari 458 Italia GT3	158	1:44.980	96.35 mph	155.06 kph

Weather / Track : Dark / Dry

These results are provisional until the conclusion of any judicial and technical matters.

Kyalami Grand Prix Circuit  
Circuit Length = 4.522 km  
Start: 12:58 Flag 00:00 End: 00:00

Race Director :	Timekeeper :
-----------------	--------------

## Kyalami 9 Hours

### RACE - CLASSIFICATION @ 7 HOURS

POS	NO	CL	PIC	TEAM / DRIVERS	CAR	LAPS	TIME	GAP	DIFF	KPH	BEST	ON	
1	20	Pro	1	GPX Racing (UAE) Michael CHRISTENSEN (DNK) / Kevin ESTRE (FRA) / Richard LIETZ	Porsche 911 GT3 R	219	6:58:05.105			142.12	1:43.034	127	
2	34	Pro	2	Walkenhorst Motorsport (DEU) Christian KROGNES (NOR) / Mikkel JENSEN (DNK) / Nicky CATSBURG	BMW M6 GT3	219	6:58:08.116	3.011	3.011	142.10	1:42.940	119	
3	42	Pro	3	BMW Team Schnitzer (DEU) Martin TOMCZYK (DEU) / Sheldon VAN DER LINDE (ZAF) / Augusto	BMW M6 GT3	219	6:58:09.915	4.810	1.799	142.09	1:43.231	120	
4	10	Pro	4	Mercedes-AMG Team SPS Automotive Performance (DEU) Yelmer BUURMAN (NDL) / Luca STOLZ (DEU) / Maximilian GOETZ	Mercedes-AMG GT3	219	6:58:10.937	5.832	1.022	142.08	1:43.000	156	
5	31	Pro	5	Frikadelli Racing Team (DEU) Mathieu JAMINET (FRA) / Dennis OLSEN (NOR) / Nick TANDY (GBR)	Porsche 911 GT3 R	219	6:58:11.593	6.488	0.656	142.08	1:42.876	130	
6	18	Pro	6	KCMG (HKG) Alexandre IMPERATORI (CHE) / Edoardo LIBERATI (ITA) / Oliver	Nissan GT-R NISMO GT3	219	6:58:13.989	8.884	2.396	142.07	1:43.228	142	
7	911	Pro	7	KUS Team 75 Bernhard (DEU) Romain DUMAS (FRA) / Dirk WERNER (DEU) / Sven MUELLER (DEU)	Porsche 911 GT3 R	219	6:58:16.090	10.985	2.101	142.05	1:43.351	211	
8	12	Pro	8	Dinamic Motorsport (ITA) Laurens VANTHOOR (BEL) / Earl BAMBER (NZL) / Matt CAMPBELL	Porsche 911 GT3 R	219	6:58:23.397	18.292	7.307	142.01	1:43.080	132	
9	62	Pro	9	R-Motorsport (CHE) Ricky COLLARD (GBR) / Hugo de SADELEER (CHE) / Marvin	Aston Martin Vantage AMR GT3	219	6:58:25.137	20.032	1.740	142.00	1:43.649	118	
10	29	Pro	10	Audi Sport Team Land (DEU) Markus WINKELHOEK (DEU) / Christopher MIES (DEU) / Christopher	Audi R8 LMS GT3 2019	219	6:58:26.992	21.887	1.855	141.99	1:43.144	68	
11	25	Pro	11	Audi Sport Team WRT (BEL) Dries VANTHOOR (BEL) / Kelvin VAN DER LINDE (ZAF) / Frederic	Audi R8 LMS GT3 2019	218	6:58:06.494	1 Lap	1 Lap	141.46	1:43.300	121	
12	35	Pro	12	KCMG (HKG) Joao Paulo de OLIVEIRA (BRA) / Katsumasa CHIYO (JPN) / Joshua	Nissan GT-R NISMO GT3	218	6:58:12.766	1 Lap	6.272	141.42	1:43.167	79	
13	107	Pro	13	Bentley Team M-Sport (GBR) Jules GOUNON (FRA) / Maxime SOULET (BEL) / Jordan PEPPER	Bentley Continental GT3	218	6:58:17.167	1 Lap	4.401	141.40	1:43.326	154	
14	9	Silver	1	Lechner Racing (AUT) Saul HACK (ZAF) / Lars KERN (DEU) / Dylan PEREIRA (LUX)	Porsche 911 GT3 R	217	6:58:09.252	2 Laps	1 Lap	140.80	1:43.366	119	
15	6	Silver	2	Black Falcon (DEU) Hubert HAUPT (DEU) / Patrick ASSENHEIMER (DEU) / Sergei	Mercedes-AMG GT3	216	6:51:57.835	3 Laps	1 Lap	142.25	1:43.579	119	
16	76	Pro	14	R-Motorsport (CHE) Maxime MARTIN (BEL) / Enaam AHMED (GBR) / Jake DENNIS (GBR)	Aston Martin Vantage AMR GT3	216	6:58:07.245	3 Laps	6:09.410	140.16	1:43.557	209	
17	22	Silver	3	WTM Racing powered by Rinaldi (DEU) Leonard WEISS (DEU) / Jochen KRUMBACH (DEU) / David PEREL	Ferrari 488 GT3	216	6:58:15.083	3 Laps	7.838	140.11	1:43.241	179	
18	36	Am	1	Walkenhorst Motorsport (DEU) Henry WALKENHORST (DEU) / Michael Van ROOYEN (ZAF) / Gennaro	BMW M6 GT3	213	6:58:05.823	6 Laps	3 Laps	138.22	1:44.015	121	
19	40	Am	2	SPS Automotive Performance (DEU) Valentin PIERBURG (DEU) / Tim Torsten MUELLER (DEU) / Miguel	Mercedes-AMG GT3	213	6:58:21.653	6 Laps	15.830	138.13	1:44.544	29	
20	43	ProAm	1	Strakka Racing (GBR) Christina NIELSEN (DNK) / Adrian Henry D SILVA (MYS) / Dominik	Mercedes-AMG GT3	212	6:58:19.138	7 Laps	1 Lap	137.50	1:43.577	75	
21	17	Nat	1	Pablo Clark Racing (ZAF) Kishoor PITAMBER (ZAF) / Leonard Charles THOMPSON (ZAF) /	Ferrari 458 Italia GT3	207	6:58:18.991	12 Laps	5 Laps	134.26	1:44.980	158	
22	108	Pro	15	Bentley Team M-Sport (GBR) Rodrigo BAPTISTA (BRA) / Andy SOUCEK (ESP) / Steven KANE (GBR)	Bentley Continental GT3	206	6:32:00.775	13 Laps	1 Lap	142.57	1:43.451	167	
23	188	ProAm	2	Garage 59 (GBR) Alex WEST (SWE) / Chris GOODWIN (GBR) / Côme LEDOGAR (FRA)	Aston Martin Vantage AMR GT3	130	6:48:48.440	89 Laps	76 Laps	86.27	1:44.113	83	
24	44	Pro	16	Mercedes-AMG Team Strakka Racing (GBR) Gary PAFFETT (GBR) / Lewis WILLIAMSON (GBR) / Tristan VAUTIER	Mercedes-AMG GT3	98	2:59:30.239	121 Laps	32 Laps	148.12	1:43.487	56	
25	09	Am	3	Team Perfect Circle (ZAF) Franco SCRIBANTE (ZAF) / Silvio SCRIBANTE (ZAF) / Andre	Porsche 997 GT3 R	85	3:17:58.803	134 Laps	13 Laps	116.48	1:49.368	15	
26	13	Nat	2	Stradale Motorsport (ZAF) Charl ARANGIES (ZAF) / Craig JARVIS (ZAF) / Dawie JOUBERT (ZAF)	Lamborghini Huracan GT3 2019	81	2:34:10.268	138 Laps	4 Laps	142.54	1:46.488	29	
27	30	Pro	17	Honda Team Motul (ITA) Marco BONANOMI (ITA) / Bertrand BAGUETTE (BEL) / Dane CAMERON	Honda NSX GT3 2019	55	1:37:33.513	164 Laps	26 Laps	152.96	1:43.503	34	
28	999	Pro	18	Mercedes-AMG Team GruppeM Racing (HKG) Maxi BUHK (DEU) / Maro ENGEL (DEU) / Raffaele MARCIELLO (ITA)	Mercedes-AMG GT3	0							

#### FASTEST LAP

31	Pro	Frikadelli Racing Team (DEU) Mathieu JAMINET (FRA) / Dennis OLSEN (NOR) / Nick TANDY (GBR)	Porsche 911 GT3 R	130	1:42.876	98.32 mph	158.24 kph
22	Silver	WTM Racing powered by Rinaldi (DEU) Leonard WEISS (DEU) / Jochen KRUMBACH (DEU) / David PEREL (ZAF)	Ferrari 488 GT3	179	1:43.241	97.97 mph	157.68 kph
43	ProAm	Strakka Racing (GBR) Christina NIELSEN (DNK) / Adrian Henry D SILVA (MYS) / Dominik BAUMAN	Mercedes-AMG GT3	75	1:43.577	97.66 mph	157.17 kph
36	Am	Walkenhorst Motorsport (DEU) Henry WALKENHORST (DEU) / Michael Van ROOYEN (ZAF) / Gennaro BON	BMW M6 GT3	121	1:44.015	97.24 mph	156.50 kph
17	Nat	Pablo Clark Racing (ZAF) Kishoor PITAMBER (ZAF) / Leonard Charles THOMPSON (ZAF) / Michael ST	Ferrari 458 Italia GT3	158	1:44.980	96.35 mph	155.06 kph

Weather / Track : Dark / Wet

These results are provisional until the conclusion of any judicial and technical matters.

Kyalami Grand Prix Circuit  
Circuit Length = 4.522 km  
Start: 12:58 Flag 00:00 End: 00:00

Race Director :	Timekeeper :
-----------------	--------------



## Kyalami 9 Hours

### RACE - CLASSIFICATION @ 8 HOURS

POS	NO	CL	PIC	TEAM / DRIVERS	CAR	LAPS	TIME	GAP	DIFF	KPH	BEST	ON	
1	42	Pro	1	BMW Team Schnitzer (DEU) Martin TOMCZYK (DEU) / Sheldon VAN DER LINDE (ZAF) / Augusto	BMW M6 GT3	235	7:58:30.677			133.24	1:43.231	120	
2	10	Pro	2	Mercedes-AMG Team SPS Automotive Performance (DEU) Yelmer BUURMAN (NDL) / Luca STOLZ (DEU) / Maximilian GOETZ	Mercedes-AMG GT3	235	7:58:31.184	0.507	0.507	133.24	1:43.000	156	
3	20	Pro	3	GPX Racing (UAE) Michael CHRISTENSEN (DNK) / Kevin ESTRE (FRA) / Richard LIETZ	Porsche 911 GT3 R	235	7:58:35.979	5.302	4.795	133.22	1:43.034	127	
4	31	Pro	4	Frikadelli Racing Team (DEU) Mathieu JAMINET (FRA) / Dennis OLSEN (NOR) / Nick TANDY (GBR)	Porsche 911 GT3 R	235	7:58:37.978	7.301	1.999	133.21	1:42.876	130	
5	34	Pro	5	Walkenhorst Motorsport (DEU) Christian KROGNES (NOR) / Mikkel JENSEN (DNK) / Nicky CATSBURG	BMW M6 GT3	235	7:58:38.529	7.852	0.551	133.21	1:42.940	119	
6	29	Pro	6	Audi Sport Team Land (DEU) Markus WINKELHOCK (DEU) / Christopher MIES (DEU) / Christopher	Audi R8 LMS GT3 2019	235	7:58:43.525	12.848	4.996	133.18	1:43.144	68	
7	18	Pro	7	KCMG (HKG) Alexandre IMPERATORI (CHE) / Edoardo LIBERATI (ITA) / Oliver	Nissan GT-R NISMO GT3	235	7:58:44.756	14.079	1.231	133.18	1:43.228	142	
8	911	Pro	8	KUS Team 75 Bernhard (DEU) Romain DUMAS (FRA) / Dirk WERNER (DEU) / Sven MUELLER (DEU)	Porsche 911 GT3 R	235	7:58:45.779	15.102	1.023	133.17	1:43.351	211	
9	62	Pro	9	R-Motorsport (CHE) Ricky COLLARD (GBR) / Hugo de SADELEER (CHE) / Marvin	Aston Martin Vantage AMR GT3	235	7:58:46.381	15.704	0.602	133.17	1:43.649	118	
10	12	Pro	10	Dinamic Motorsport (ITA) Laurens VANTHOOR (BEL) / Earl BAMBER (NZL) / Matt CAMPBELL	Porsche 911 GT3 R	235	7:59:01.049	30.372	14.668	133.10	1:43.080	132	
11	25	Pro	11	Audi Sport Team WRT (BEL) Dries VANTHOOR (BEL) / Kelvin VAN DER LINDE (ZAF) / Frederic	Audi R8 LMS GT3 2019	234	7:58:37.098	1 Lap	1 Lap	132.65	1:43.300	121	
12	35	Pro	12	KCMG (HKG) Joao Paulo de OLIVEIRA (BRA) / Katsumasa CHIYO (JPN) / Joshua	Nissan GT-R NISMO GT3	234	7:58:42.452	1 Lap	5.354	132.62	1:43.167	79	
13	107	Pro	13	Bentley Team M-Sport (GBR) Jules GOUNON (FRA) / Maxime SOULET (BEL) / Jordan PEPPER	Bentley Continental GT3	234	7:59:00.104	1 Lap	17.652	132.54	1:43.326	154	
14	9	Silver	1	Lechner Racing (AUT) Saul HACK (ZAF) / Lars KERN (DEU) / Dylan PEREIRA (LUX)	Porsche 911 GT3 R	233	7:58:40.601	2 Laps	1 Lap	132.06	1:43.366	119	
15	6	Silver	2	Black Falcon (DEU) Hubert HAUPT (DEU) / Patrick ASSENHEIMER (DEU) / Sergei	Mercedes-AMG GT3	232	7:58:42.697	3 Laps	1 Lap	131.49	1:43.579	119	
16	22	Silver	3	WTM Racing powered by Rinaldi (DEU) Leonard WEISS (DEU) / Jochen KRUMBACH (DEU) / David PEREL	Ferrari 488 GT3	232	7:58:47.240	3 Laps	4.543	131.47	1:43.241	179	
17	76	Pro	14	R-Motorsport (CHE) Maxime MARTIN (BEL) / Enaam AHMED (GBR) / Jake DENNIS (GBR)	Aston Martin Vantage AMR GT3	232	7:59:45.185	3 Laps	57.945	131.20	1:43.557	209	
18	36	Am	1	Walkenhorst Motorsport (DEU) Henry WALKENHORST (DEU) / Michael Van ROOYEN (ZAF) / Gennaro	BMW M6 GT3	229	7:58:41.484	6 Laps	3 Laps	129.79	1:44.015	121	
19	40	Am	2	SPS Automotive Performance (DEU) Valentin PIERBURG (DEU) / Tim Torsten MUELLER (DEU) / Miguel	Mercedes-AMG GT3	229	7:59:44.104	6 Laps	1:02.620	129.51	1:44.544	29	
20	43	ProAm	1	Strakka Racing (GBR) Christina NIELSEN (DNK) / Adrian Henry D SILVA (MYS) / Dominik	Mercedes-AMG GT3	228	7:59:40.807	7 Laps	1 Lap	128.96	1:43.577	75	
21	17	Nat	1	Pablo Clark Racing (ZAF) Kishoor PITAMBER (ZAF) / Leonard Charles THOMPSON (ZAF) /	Ferrari 458 Italia GT3	223	7:58:29.036	12 Laps	5 Laps	126.45	1:44.980	158	
22	108	Pro	15	Bentley Team M-Sport (GBR) Rodrigo BAPTISTA (BRA) / Andy SOUCEK (ESP) / Steven KANE (GBR)	Bentley Continental GT3	206	6:32:00.775	29 Laps	17 Laps	142.57	1:43.451	167	
23	188	ProAm	2	Garage 59 (GBR) Alex WEST (SWE) / Chris GOODWIN (GBR) / Côme LEDOGAR (FRA)	Aston Martin Vantage AMR GT3	130	6:48:48.440	105 Laps	76 Laps	86.27	1:44.113	83	
24	44	Pro	16	Mercedes-AMG Team Strakka Racing (GBR) Gary PAFFETT (GBR) / Lewis WILLIAMSON (GBR) / Tristan VAUTIER	Mercedes-AMG GT3	98	2:59:30.239	137 Laps	32 Laps	148.12	1:43.487	56	
25	09	Am	3	Team Perfect Circle (ZAF) Franco SCRIBANTE (ZAF) / Silvio SCRIBANTE (ZAF) / Andre	Porsche 997 GT3 R	85	3:17:58.803	150 Laps	13 Laps	116.48	1:49.368	15	
26	13	Nat	2	Stradale Motorsport (ZAF) Charl ARANGIES (ZAF) / Craig JARVIS (ZAF) / Dawie JOUBERT (ZAF)	Lamborghini Huracan GT3 2019	81	2:34:10.268	154 Laps	4 Laps	142.54	1:46.488	29	
27	30	Pro	17	Honda Team Motul (ITA) Marco BONANOMI (ITA) / Bertrand BAGUETTE (BEL) / Dane CAMERON	Honda NSX GT3 2019	55	1:37:33.513	180 Laps	26 Laps	152.96	1:43.503	34	
28	999	Pro	18	Mercedes-AMG Team GruppeM Racing (HKG) Maxi BUHK (DEU) / Maro ENGEL (DEU) / Raffaele MARCIELLO (ITA)	Mercedes-AMG GT3	0							

#### FASTEST LAP

31	Pro	Frikadelli Racing Team (DEU) Mathieu JAMINET (FRA) / Dennis OLSEN (NOR) / Nick TANDY (GBR)	Porsche 911 GT3 R	130	1:42.876	98.32 mph	158.24 kph
22	Silver	WTM Racing powered by Rinaldi (DEU) Leonard WEISS (DEU) / Jochen KRUMBACH (DEU) / David PEREL (ZAF)	Ferrari 488 GT3	179	1:43.241	97.97 mph	157.68 kph
43	ProAm	Strakka Racing (GBR) Christina NIELSEN (DNK) / Adrian Henry D SILVA (MYS) / Dominik BAUMAN	Mercedes-AMG GT3	75	1:43.577	97.66 mph	157.17 kph
36	Am	Walkenhorst Motorsport (DEU) Henry WALKENHORST (DEU) / Michael Van ROOYEN (ZAF) / Gennaro BO	BMW M6 GT3	121	1:44.015	97.24 mph	156.50 kph
17	Nat	Pablo Clark Racing (ZAF) Kishoor PITAMBER (ZAF) / Leonard Charles THOMPSON (ZAF) / Michael S	Ferrari 458 Italia GT3	158	1:44.980	96.35 mph	155.06 kph

Weather / Track : Showers / Wet

These results are provisional until the conclusion of any judicial and technical matters.

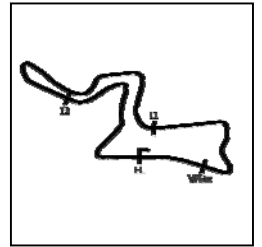
Kyalami Grand Prix Circuit  
Circuit Length = 4.522 km  
Start: 12:58 Flag 00:00 End: 00:00

Race Director :	Timekeeper :
-----------------	--------------



# Kyalami 9 Hours

## RACE - SECTOR ANALYSIS



SECTOR 1 = FL to I1, SECTOR 2 = I1 to I2 SECTOR 3 = I2 to I3, SECTOR 4 = I3 to FL, DIFF = Difference To Personal Best Lap, P = Crossed Finish Line in Pit Lane, D = Time Disallowed

P1 31 Pro		Frikadelli Racing Team			Porsche 911 GT3 R				
IDEAL LAP TIME : 1:42.703		BEST LAP TIME : 1:42.876			DIFFERENCE : 0.173				
D1: Mathieu JAMINET		D2: Dennis OLSEN			D3: Nick TANDY				
LAP	SECTOR 1	SECTOR 2	SECTOR 3	SPEED TRAP	LAP TIME	KPH	DIFF	TIME OF DAY	
1 - D2		41.965	29.989	170.6	226.8	1:49.272	148.97	6.396	13:00:32.611
2 - D2	33.393	42.297	30.435	170.3	230.2	1:46.125	153.39	3.249	13:02:18.736
3 - D2	33.082	41.480	30.066	170.8	230.2	1:44.628	155.59	1.752	13:04:03.364
4 - D2	32.935	42.055	29.972	170.8	230.2	1:44.962	155.09	2.086	13:05:48.326
5 - D2	33.020	41.728	29.914	170.6	229.7	1:44.662	155.54	1.786	13:07:32.988
6 - D2	33.010	41.741	30.069	170.8	229.2	1:44.820	155.30	1.944	13:09:17.808
7 - D2	33.080	41.666	30.057	170.6	231.2	1:44.803	155.33	1.927	13:11:02.611
8 - D2	32.948	41.525	29.967	170.3	230.7	1:44.440	155.87	1.564	13:12:47.051
9 - D2	32.926	41.631	29.994	171.1	230.7	1:44.551	155.70	1.675	13:14:31.602
10 - D2	32.883	41.545	29.929	171.7	230.7	1:44.357	155.99	1.481	13:16:15.959
11 - D2	32.850	41.364	30.022	171.7	230.2	1:44.236	156.17	1.360	13:18:00.195
12 - D2	32.867	41.370	30.005	171.9	230.7	1:44.242	156.16	1.366	13:19:44.437
13 - D2	32.829	41.391	29.956	172.2	231.2	1:44.176	156.26	1.300	13:21:28.613
14 - D2	32.887	41.439	29.990	172.2	231.7	1:44.316	156.05	1.440	13:23:12.929
15 - D2	32.890	41.480	29.863	172.2	232.2	1:44.233	156.18	1.357	13:24:57.162
16 - D2	32.783	41.535	29.886	171.7	232.2	1:44.204	156.22	1.328	13:26:41.366
17 - D2	32.914	41.291	29.907	171.7	231.2	1:44.112	156.36	1.236	13:28:25.478
18 - D2	32.915	41.345	29.906	167.1	230.7	1:44.166	156.28	1.290	13:30:09.644
19 - D2	34.115	41.660	29.831	172.5	194.2	1:45.606	154.15	2.730	13:31:55.250
20 - D2	32.781	41.468	30.001	172.2	231.2	1:44.250	156.15	1.374	13:33:39.500
21 - D2	32.804	41.416	30.026	173.0	231.7	1:44.246	156.16	1.370	13:35:23.746
22 - D2	32.927	41.566	29.822	172.2	232.7	1:44.315	156.05	1.439	13:37:08.061
23 - D2	32.796	41.310	29.780	173.0	232.2	1:43.886	156.70	1.010	13:38:51.947
24 - D2	32.681	41.315	29.807	172.2	232.2	1:43.803	156.82	0.927	13:40:35.750
25 - D2	32.671	41.522	29.831	172.2	233.7	1:44.024	156.49	1.148	13:42:19.774
26 - D2	32.813	41.368	29.761	172.2	233.7	1:43.942	156.61	1.066	13:44:03.716
27 - D2	32.730	41.358	29.742	172.8	233.2	1:43.830	156.78	0.954	13:45:47.546
28 - D2	32.791	41.508	29.767	173.0	233.7	1:44.066	156.43	1.190	13:47:31.612
29 - D2	32.681	41.582	29.979	172.5	234.2	1:44.242	156.16	1.366	13:49:15.854
30 - D2	32.716	41.465	29.872	172.8	233.2	1:44.053	156.45	1.177	13:50:59.907
31 - D2	32.707	41.543	29.784	172.8	232.7	1:44.034	156.47	1.158	13:52:43.941
32 - D2	32.751	42.813	29.694	172.8	234.2	1:45.258	154.65	2.382	13:54:29.199
33 - D2	32.682	41.391	29.822	173.6	234.7	1:43.895	156.68	1.019	13:56:13.094
34 - D2	32.602	41.338	29.775	173.6	234.7	1:43.715	156.96	0.839	13:57:56.809
35 - D2	32.589	41.474	29.730	172.8	233.2	1:43.793	156.84	0.917	13:59:40.602
36 - D2	32.706	41.429	29.780	172.5	233.2	1:43.915	156.65	1.039	14:01:24.517
37 - D2	32.765	41.349	IN PIT		232.7	3:15.569 P	83.24	1:32.693	14:04:40.086
38 - D1	OUTLAP	41.872	30.375	173.6	202.6	1:50.982	146.68	8.106	14:06:31.068
39 - D1	33.846	41.983	30.253	171.9	231.7	1:46.082	153.45	3.206	14:08:17.150
40 - D1	32.997	41.952	30.159	171.1	230.2	1:45.108	154.88	2.232	14:10:02.258
41 - D1	33.029	41.157	29.555	171.9	229.7	1:43.741	156.92	0.865	14:11:45.999
42 - D1	32.725	41.207	29.708	171.1	229.7	1:43.640	157.07	0.764	14:13:29.639
43 - D1	32.777	41.069	29.707	171.4	230.2	1:43.553	157.20	0.677	14:15:13.192
44 - D1	32.895	41.226	29.872	171.4	230.2	1:43.993	156.54	1.117	14:16:57.185
45 - D1	32.941	42.204	29.928	171.7	231.7	1:45.073	154.93	2.197	14:18:42.258
46 - D1	32.895	41.113	29.746	171.7	230.7	1:43.754	156.90	0.878	14:20:26.012
47 - D1	32.816	41.513	29.838	171.9	232.2	1:44.167	156.27	1.291	14:22:10.179
48 - D1	32.756	41.268	29.851	171.7	233.7	1:43.875	156.71	0.999	14:23:54.054
49 - D1	33.035	41.324	30.430	171.7	231.7	1:44.789	155.35	1.913	14:25:38.843
50 - D1	32.977	41.075	29.812	172.2	231.7	1:43.864	156.73	0.988	14:27:22.707
51 - D1	32.850	41.562	29.713	172.2	232.2	1:44.125	156.34	1.249	14:29:06.832
52 - D1	32.702	41.113	29.739	172.8	232.7	1:43.554	157.20	0.678	14:30:50.386
53 - D1	32.674	41.060	29.714	171.9	232.7	1:43.448	157.36	0.572	14:32:33.834
54 - D1	32.741	41.337	29.979	172.2	231.2	1:44.057	156.44	1.181	14:34:17.891
55 - D1	33.135	41.773	29.776	172.5	233.2	1:44.684	155.50	1.808	14:36:02.575
56 - D1	32.662	41.020	29.681	172.5	232.7	1:43.363	157.49	0.487	14:37:45.938
57 - D1	32.645	41.159	29.807	172.2	232.2	1:43.611	157.11	0.735	14:39:29.549
58 - D1	32.705	41.292	29.832	172.5	234.2	1:43.829	156.78	0.953	14:41:13.378
59 - D1	32.656	41.013	29.659	173.3	231.7	1:43.328	157.54	0.452	14:42:56.706
60 - D1	32.876	41.027	29.789	172.8	233.2	1:43.692	156.99	0.816	14:44:40.398

Weather / Track : Showers / Wet

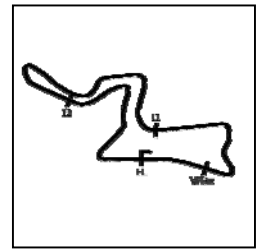
Kyalami Grand Prix Circuit

Circuit Length = 4.522 km

Start: 12:58 Flag 21:58 End: 22:03

# Kyalami 9 Hours

## RACE - SECTOR ANALYSIS



SECTOR 1 = FL to I1, SECTOR 2 = I1 to I2 SECTOR 3 = I2 to I3, SECTOR 4 = I3 to FL, DIFF = Difference To Personal Best Lap, P = Crossed Finish Line in Pit Lane, D = Time Disallowed

61 - D1	32.665	41.157	29.645	173.3	233.7	1:43.467	157.33	0.591	14:46:23.865
62 - D1	32.596	41.078	29.683	173.3	232.7	1:43.357	157.50	0.481	14:48:07.222
63 - D1	32.654	41.113	30.297	172.5	232.7	1:44.064	156.43	1.188	14:49:51.286
64 - D1	32.660	41.189	29.685	173.0	233.2	1:43.534	157.23	0.658	14:51:34.820
65 - D1	32.632	41.366	29.697	173.3	232.7	1:43.695	156.99	0.819	14:53:18.515
66 - D1	32.722	41.257	29.679	173.9	233.2	1:43.658	157.04	0.782	14:55:02.173
67 - D1	32.631	41.281	29.731	173.0	234.7	1:43.643	157.06	0.767	14:56:45.816
68 - D1	32.619	41.313	29.677	173.0	235.2	1:43.609	157.12	0.733	14:58:29.425
69 - D1	32.732	41.353	29.766	173.6	235.8	1:43.851	156.75	0.975	15:00:13.276
70 - D1	32.616	40.976	29.646	173.3	235.2	1:43.238	157.68	0.362	15:01:56.514
71 - D1	32.539	41.084	29.600	173.3	233.2	1:43.223	157.70	0.347	15:03:39.737
72 - D1	32.514	41.345	30.108	173.3	233.7	1:43.967	156.58	1.091	15:05:23.704
73 - D1	32.530	41.045	29.666	173.0	233.2	1:43.241	157.68	0.365	15:07:06.945
74 - D1	32.539	41.610	IN PIT		233.7	3:19.987	<b>P</b> 81.40	1:37.111	15:10:26.932
75 - D3	OUTLAP	41.859	29.803	170.8	203.0	1:50.082	147.88	7.206	15:12:17.014
76 - D3	32.659	41.081	29.580	171.4	230.7	1:43.320	157.56	0.444	15:14:00.334
77 - D3	32.728	40.991	29.604	171.7	232.2	1:43.323	157.55	0.447	15:15:43.657
78 - D3	32.736	<b>40.956</b>	29.591	172.5	232.2	1:43.283	157.61	0.407	15:17:26.940
79 - D3	32.529	41.093	29.686	171.7	234.7	1:43.308	157.57	0.432	15:19:10.248
80 - D3	32.769	42.957	29.698	171.7	233.2	1:45.424	154.41	2.548	15:20:55.672
81 - D3	32.959	41.130	29.646	171.1	232.2	1:43.735	156.93	0.859	15:22:39.407
82 - D3	32.627	41.136	29.687	171.7	232.2	1:43.450	157.36	0.574	15:24:22.857
83 - D3	32.560	41.143	29.632	171.9	231.7	1:43.335	157.53	0.459	15:26:06.192
84 - D3	32.665	41.106	30.010	172.5	231.7	1:43.781	156.86	0.905	15:27:49.973
85 - D3	32.764	41.122	29.584	173.6	232.7	1:43.470	157.33	0.594	15:29:33.443
86 - D3	32.668	41.205	29.626	172.5	234.2	1:43.499	157.28	0.623	15:31:16.942
87 - D3	32.688	41.101	29.762	172.8	234.2	1:43.551	157.20	0.675	15:33:00.493
88 - D3	32.897	41.164	29.965	171.9	232.7	1:44.026	156.49	1.150	15:34:44.519
89 - D3	<b>32.829</b>	<b>1:16.265</b>	IN PIT		232.2	<b>3:11.797</b>	<b>P</b> 84.87	<b>1:28.921</b>	<b>15:37:56.316</b>
90 - D3	OUTLAP	<b>1:19.482</b>	<b>54.346</b>	<b>78.9</b>	<b>79.8</b>	<b>3:21.827</b>	80.65	<b>1:38.951</b>	<b>15:41:18.143</b>
91 - D3	<b>1:06.869</b>	<b>1:07.127</b>	<b>31.990</b>	<b>167.1</b>	<b>79.7</b>	<b>2:45.986</b>	98.07	<b>1:03.110</b>	<b>15:44:04.129</b>
92 - D3	<b>35.220</b>	<b>1:10.748</b>	<b>40.608</b>	<b>122.7</b>	<b>225.4</b>	<b>2:26.576</b>	111.06	<b>43.700</b>	<b>15:46:30.705</b>
93 - D3	<b>43.023</b>	<b>55.245</b>	<b>40.294</b>	<b>130.1</b>	<b>188.1</b>	<b>2:18.562</b>	117.48	<b>35.686</b>	<b>15:48:49.267</b>
94 - D3	<b>42.835</b>	<b>1:01.943</b>	<b>37.945</b>	<b>172.5</b>	<b>190.1</b>	<b>2:22.723</b>	114.06	<b>39.847</b>	<b>15:51:11.990</b>
95 - D3	33.796	41.854	30.138	173.0	234.2	1:45.788	153.88	2.912	15:52:57.778
96 - D3	33.083	41.543	29.847	172.2	235.2	1:44.473	155.82	1.597	15:54:42.251
97 - D3	32.810	41.707	29.719	172.5	233.7	1:44.236	156.17	1.360	15:56:26.487
98 - D3	32.732	41.122	29.616	171.9	234.2	1:43.470	157.33	0.594	15:58:09.957
99 - D3	32.655	41.099	29.657	171.4	232.7	1:43.411	157.42	0.535	15:59:53.368
100 - D3	32.569	41.015	29.804	172.5	233.2	1:43.388	157.45	0.512	16:01:36.756
101 - D3	32.509	41.653	29.590	172.8	233.2	1:43.752	156.90	0.876	16:03:20.508
102 - D3	32.469	41.166	44.222	79.1	233.7	1:57.857	138.12	14.981	16:05:18.365
103 - D3	<b>1:06.656</b>	<b>1:19.352</b>	IN PIT		80.0	<b>3:27.103</b>	<b>P</b> 78.60	<b>1:44.227</b>	<b>16:08:45.468</b>
104 - D3	OUTLAP	<b>1:19.383</b>	<b>54.247</b>	<b>79.1</b>	<b>80.1</b>	<b>3:21.354</b>	80.84	<b>1:38.478</b>	<b>16:12:06.822</b>
105 - D3	<b>55.497</b>	<b>56.381</b>	<b>38.700</b>	<b>154.2</b>	<b>79.9</b>	<b>2:30.578</b>	108.11	<b>47.702</b>	<b>16:14:37.400</b>
106 - D3	<b>42.228</b>	<b>55.565</b>	<b>39.838</b>	<b>133.3</b>	<b>161.1</b>	<b>2:17.631</b>	118.28	<b>34.755</b>	<b>16:16:55.031</b>
107 - D3	<b>45.069</b>	<b>59.626</b>	<b>40.542</b>	<b>140.0</b>	<b>193.8</b>	<b>2:25.237</b>	112.08	<b>42.361</b>	<b>16:19:20.268</b>
108 - D3	<b>42.026</b>	<b>56.118</b>	<b>39.853</b>	<b>130.4</b>	<b>193.5</b>	<b>2:17.997</b>	117.96	<b>35.121</b>	<b>16:21:38.265</b>
109 - D3	<b>41.613</b>	<b>54.232</b>	<b>39.403</b>	<b>129.4</b>	<b>194.2</b>	<b>2:15.248</b>	120.36	<b>32.372</b>	<b>16:23:53.513</b>
110 - D3	<b>42.707</b>	<b>53.753</b>	<b>39.233</b>	<b>136.7</b>	<b>193.8</b>	<b>2:15.693</b>	119.97	<b>32.817</b>	<b>16:26:09.206</b>
111 - D3	<b>42.487</b>	<b>1:04.567</b>	<b>33.124</b>	<b>171.7</b>	<b>191.8</b>	<b>2:20.178</b>	116.13	<b>37.302</b>	<b>16:28:29.384</b>
112 - D3	33.208	42.728	29.683	172.8	234.7	1:45.619	154.13	2.743	16:30:15.003
113 - D3	32.690	41.183	29.592	172.2	233.7	1:43.465	157.34	0.589	16:31:58.468
114 - D3	32.537	41.158	29.611	173.0	233.2	1:43.306	157.58	0.430	16:33:41.774
115 - D3	32.584	41.107	29.493	173.3	234.2	1:43.184	157.76	0.308	16:35:24.958
116 - D3	32.490	41.153	29.392	173.3	233.2	1:43.035	157.99	0.159	16:37:07.993
117 - D3	32.410	41.132	29.475	173.9	234.7	1:43.017	158.02	0.141	16:38:51.010
118 - D3	32.415	41.015	29.467	173.9	234.7	1:42.897	<b>(2)</b> 158.20	0.021	16:40:33.907
119 - D3	32.523	41.096	29.693	173.6	234.7	1:43.312	157.57	0.436	16:42:17.219
120 - D3	32.475	41.267	29.429	173.9	235.2	1:43.171	157.78	0.295	16:44:00.390
121 - D3	32.969	41.112	<b>29.357</b>	173.6	<b>236.3</b>	1:43.438	157.38	0.562	16:45:43.828
122 - D3	32.483	41.243	29.471	173.0	235.2	1:43.197	157.74	0.321	16:47:27.025
123 - D3	32.550	41.231	29.516	173.0	234.7	1:43.297	157.59	0.421	16:49:10.322
124 - D3	32.685	41.202	29.614	173.0	234.2	1:43.501	157.28	0.625	16:50:53.823
125 - D3	32.559	41.155	29.616	173.0	235.2	1:43.330	157.54	0.454	16:52:37.153

Weather / Track : Showers / Wet

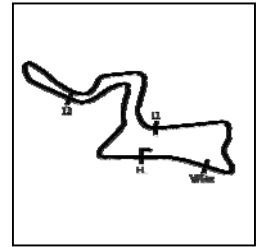
Kyalami Grand Prix Circuit

Circuit Length = 4.522 km

Start: 12:58 Flag 21:58 End: 22:03

# Kyalami 9 Hours

## RACE - SECTOR ANALYSIS



SECTOR 1 = FL to I1,		SECTOR 2 = I1 to I2		SECTOR 3 = I2 to I3,		SECTOR 4 = I3 to FL,		DIFF = Difference To Personal Best Lap,		P = Crossed Finish Line in Pit Lane,		D = Time Disallowed			
126 - D3	32.611		41.185		29.695		173.6		234.7		1:43.491		157.30	0.615	16:54:20.644
127 - D3	32.558		41.262		30.669		173.6		234.7		1:44.489		155.79	1.613	16:56:05.133
128 - D3	32.568		41.239		29.532		173.9		233.7		1:43.339		157.53	0.463	16:57:48.472
129 - D3	32.482		41.102		29.690		171.7		235.2		1:43.274		157.63	0.398	16:59:31.746
<b>130 - D3</b>	<b>32.455</b>		<b>40.957</b>		<b>29.464</b>		<b>173.6</b>		<b>233.7</b>		<b>1:42.876 (1)</b>		<b>158.24</b>		<b>17:01:14.622</b>
131 - D3	32.477		41.211		29.417		174.1		233.7		1:43.105		157.88	0.229	17:02:57.727
132 - D3	32.479		41.258		29.549		173.3		234.2		1:43.286		157.61	0.410	17:04:41.013
133 - D3	<b>32.390</b>		41.099		29.452		173.0		233.7		1:42.941 (3)		158.14	0.065	17:06:23.954
134 - D3	32.464		41.569		29.598		173.6		233.2		1:43.631		157.08	0.755	17:08:07.585
135 - D3	32.410		59.775		29.926		172.8		234.7		2:02.111		133.31	19.235	17:10:09.696
136 - D3	32.603		41.290		IN PIT				232.7		3:05.378 P		87.81	1:22.502	17:13:15.074
137 - D2	OUTLAP		41.720		29.906		171.1		201.1		1:50.862		146.84	7.986	17:15:05.936
138 - D2	32.876		41.225		29.797		171.4		230.7		1:43.898		156.68	1.022	17:16:49.834
139 - D2	32.613		41.326		IN PIT				231.2		1:56.847 P		139.32	13.971	17:18:46.681
140 - D2	OUTLAP		41.160		29.630		171.7		204.5		1:48.889		149.50	6.013	17:20:35.570
141 - D2	32.676		41.776		29.754		171.4		232.2		1:44.206		156.22	1.330	17:22:19.776
142 - D2	32.857		41.948		29.815		171.9		233.2		1:44.620		155.60	1.744	17:24:04.396
143 - D2	32.897		41.444		29.717		172.5		232.7		1:44.058		156.44	1.182	17:25:48.454
144 - D2	32.592		41.351		29.727		171.9		231.7		1:43.670		157.02	0.794	17:27:32.124
145 - D2	32.739		41.386		29.798		171.7		233.2		1:43.923		156.64	1.047	17:29:16.047
146 - D2	32.630		41.573		30.258		172.5		233.7		1:44.461		155.83	1.585	17:31:00.508
147 - D2	32.749		41.486		30.260		171.7		234.7		1:44.495		155.78	1.619	17:32:45.003
148 - D2	33.243		42.522		29.866		173.0		233.2		1:45.631		154.11	2.755	17:34:30.634
149 - D2	32.647		41.420		29.606		172.5		233.2		1:43.673		157.02	0.797	17:36:14.307
150 - D2	32.873		41.962		30.856		172.2		231.7		1:45.691		154.02	2.815	17:37:59.998
151 - D2	32.623		41.143		29.614		172.2		232.7		1:43.380		157.46	0.504	17:39:43.378
152 - D2	32.694		41.318		29.594		172.8		233.2		1:43.606		157.12	0.730	17:41:26.984
153 - D2	32.897		41.911		30.574		171.9		233.7		1:45.382		154.47	2.506	17:43:12.366
154 - D2	32.673		41.389		29.537		171.4		232.7		1:43.599		157.13	0.723	17:44:55.965
155 - D2	32.480		41.026		29.587		172.2		232.7		1:43.093		157.90	0.217	17:46:39.058
156 - D2	32.774		41.198		29.533		173.0		232.2		1:43.505		157.27	0.629	17:48:22.563
157 - D2	32.516		41.000		29.500		173.0		232.7		1:43.016		158.02	0.140	17:50:05.579
158 - D2	32.507		56.225		IN PIT				232.7		2:56.307 P		92.33	1:13.431	17:53:01.886
159 - D2	OUTLAP		1:19.614		54.418		79.0		80.0		3:21.974		80.60	1:39.098	17:56:23.860
160 - D2	1:06.810		1:19.557		54.422		79.0		79.8		3:20.789		81.07	1:37.913	17:59:44.649
161 - D2	1:06.751		1:12.435		33.733		166.6		79.9		2:52.919		94.14	1:10.043	18:02:37.568
162 - D2	34.887		44.477		31.467		170.6		224.0		1:50.831		146.88	7.955	18:04:28.399
163 - D2	42.390		52.506		36.719		171.9		147.3		2:11.615		123.68	28.739	18:06:40.014
164 - D2	33.189		41.411		29.871		171.7		234.7		1:44.471		155.82	1.595	18:08:24.485
165 - D2	33.646		41.573		29.696		172.5		232.7		1:44.915		155.16	2.039	18:10:09.400
166 - D2	32.639		41.208		29.730		172.5		233.2		1:43.577		157.17	0.701	18:11:52.977
167 - D2	32.648		41.234		29.668		172.8		233.7		1:43.550		157.21	0.674	18:13:36.527
168 - D2	32.706		41.456		29.718		172.2		234.2		1:43.880		156.71	1.004	18:15:20.407
169 - D2	32.650		41.305		29.724		171.7		234.7		1:43.679		157.01	0.803	18:17:04.086
170 - D2	32.629		41.120		29.592		172.8		234.2		1:43.341		157.52	0.465	18:18:47.427
171 - D2	32.635		41.283		29.606		173.0		234.7		1:43.524		157.25	0.648	18:20:30.951
172 - D2	32.660		41.241		29.650		173.0		234.7		1:43.551		157.20	0.675	18:22:14.502
173 - D2	32.660		41.366		29.685		172.8		234.2		1:43.711		156.96	0.835	18:23:58.213
174 - D2	32.604		41.345		29.997		172.8		234.2		1:43.946		156.61	1.070	18:25:42.159
175 - D2	32.647		41.186		29.648		173.0		233.7		1:43.481		157.31	0.605	18:27:25.640
176 - D2	32.606		41.113		29.632		172.5		233.7		1:43.351		157.51	0.475	18:29:08.991
177 - D2	32.579		41.122		29.573		173.3		233.7		1:43.274		157.63	0.398	18:30:52.265
178 - D2	32.653		41.101		29.649		173.0		233.7		1:43.403		157.43	0.527	18:32:35.668
179 - D2	32.756		41.479		29.679		173.3		234.2		1:43.914		156.66	1.038	18:34:19.582
180 - D2	32.634		41.252		29.675		173.0		234.7		1:43.561		157.19	0.685	18:36:03.143
181 - D2	32.711		41.331		29.719		172.2		234.7		1:43.761		156.89	0.885	18:37:46.904
182 - D2	32.666		41.247		29.811		172.5		233.7		1:43.724		156.94	0.848	18:39:30.628
183 - D2	32.632		41.366		29.966		172.2		234.7		1:43.964		156.58	1.088	18:41:14.592
184 - D2	33.168		41.582		29.727		172.8		233.2		1:44.477		155.81	1.601	18:42:59.069
185 - D2	32.687		41.464		29.743		173.3		234.7		1:43.894		156.69	1.018	18:44:42.963
186 - D2	32.827		41.262		29.746		172.8		235.8		1:43.835		156.77	0.959	18:46:26.798
187 - D2	32.728		41.380		29.710		172.5		233.7		1:43.818		156.80	0.942	18:48:10.616
188 - D2	32.767		41.315		29.587		173.9		233.7		1:43.669		157.03	0.793	18:49:54.285
189 - D2	32.736		41.356		29.697		174.1		234.2		1:43.789		156.84	0.913	18:51:38.074
190 - D2	32.694		41.478		29.654		174.7		234.2		1:43.826		156.79	0.950	18:53:21.900

Weather / Track : Showers / Wet

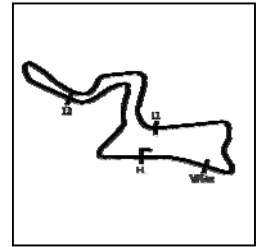
Kyalami Grand Prix Circuit

Circuit Length = 4.522 km

Start: 12:58 Flag 21:58 End: 22:03

# Kyalami 9 Hours

## RACE - SECTOR ANALYSIS



SECTOR 1 = FL to I1, SECTOR 2 = I1 to I2 SECTOR 3 = I2 to I3, SECTOR 4 = I3 to FL, DIFF = Difference To Personal Best Lap, P = Crossed Finish Line in Pit Lane, D = Time Disallowed

191 - D2	32.634	41.305	29.752	174.1	235.8	1:43.691	156.99	0.815	18:55:05.591
192 - D2	32.606	41.284	IN PIT		235.8	3:05.613	<b>P</b> 87.70	1:22.737	18:58:11.204
193 - D1	OUTLAP	42.392	30.075	173.0	203.7	1:51.866	145.52	8.990	19:00:03.070
194 - D1	32.682	41.339	29.853	173.3	231.2	1:43.874	156.72	0.998	19:01:46.944
195 - D1	32.564	41.125	29.881	173.3	232.7	1:43.570	157.18	0.694	19:03:30.514
196 - D1	32.566	41.255	29.889	173.6	232.7	1:43.710	156.96	0.834	19:05:14.224
197 - D1	33.002	41.266	29.584	173.0	234.2	1:43.852	156.75	0.976	19:06:58.076
198 - D1	32.588	41.094	29.562	173.6	232.7	1:43.244	157.67	0.368	19:08:41.320
199 - D1	32.577	41.128	29.615	173.0	232.7	1:43.320	157.56	0.444	19:10:24.640
200 - D1	32.652	41.097	29.689	173.0	232.2	1:43.438	157.38	0.562	19:12:08.078
201 - D1	32.721	41.251	29.690	172.8	232.7	1:43.662	157.04	0.786	19:13:51.740
202 - D1	32.653	41.117	29.710	173.3	233.2	1:43.480	157.31	0.604	19:15:35.220
203 - D1	32.708	41.184	29.574	173.3	233.2	1:43.466	157.33	0.590	19:17:18.686
204 - D1	32.671	41.255	29.594	173.0	232.7	1:43.520	157.25	0.644	19:19:02.206
205 - D1	32.668	41.127	29.595	173.3	233.2	1:43.390	157.45	0.514	19:20:45.596
206 - D1	32.665	41.378	29.815	173.6	233.7	1:43.858	156.74	0.982	19:22:29.454
207 - D1	32.566	41.166	29.505	174.7	233.7	1:43.237	157.68	0.361	19:24:12.691
208 - D1	32.627	41.294	29.451	174.7	234.7	1:43.372	157.48	0.496	19:25:56.063
209 - D1	32.548	41.399	29.510	<b>175.0</b>	233.7	1:43.457	157.35	0.581	19:27:39.520
210 - D1	32.560	41.116	29.382	174.7	234.2	1:43.058	157.96	0.182	19:29:22.578
211 - D1	32.478	41.136	29.469	174.4	234.2	1:43.083	157.92	0.207	19:31:05.661
212 - D1	32.715	41.239	29.600	<b>175.0</b>	234.7	1:43.554	157.20	0.678	19:32:49.215
213 - D1	41.616	1:19.248	IN PIT		235.8	3:29.624	<b>P</b> 77.65	1:46.748	19:36:18.839
214 - D1	OUTLAP	1:19.337	54.511	79.1	80.1	3:22.025	80.58	1:39.149	19:39:40.864
215 - D1	1:06.843	1:20.675	IN PIT		79.9	4:05.369	<b>P</b> 66.34	2:22.493	19:43:46.233
216 - D1	OUTLAP	1:33.928	56.526	78.1	78.8	3:41.507	73.49	1:58.631	19:47:27.740
217 - D1	1:08.013	1:20.711	48.391	163.1	78.8	3:17.115	82.58	1:34.239	19:50:44.855
218 - D1	43.149	1:02.625	1:00.975	71.8	172.8	2:46.749	97.62	1:03.873	19:53:31.604
219 - D1	1:08.839	1:19.678	54.811	100.9	113.4	3:23.328	80.06	1:40.452	19:56:54.932
220 - D1	1:01.259	1:16.878	56.446	97.9	129.1	3:14.583	83.66	1:31.707	20:00:09.515
221 - D1	57.978	1:17.304	1:01.386	105.0	129.8	3:16.668	82.77	1:33.792	20:03:26.183
222 - D1	1:03.946	1:14.685	56.865	77.6	110.2	3:15.496	83.27	1:32.620	20:06:41.679
223 - D1	59.862	1:16.179	56.419	92.9	109.8	3:12.460	84.58	1:29.584	20:09:54.139
224 - D1	59.851	1:39.130	1:08.392	72.3	95.5	3:47.373	71.59	2:04.497	20:13:41.512
225 - D1	1:31.641	2:00.805	1:17.867	55.3	69.0	4:50.313	56.07	3:07.437	20:18:31.825
226 - D1	1:33.767	1:36.197	1:12.577	43.7	45.8	4:22.541	62.00	2:39.665	20:22:54.366
227 - D1	1:26.619	1:38.944	1:07.465	60.3	57.8	4:13.028	64.33	2:30.152	20:27:07.394
228 - D1	1:16.964	1:29.232	1:02.261	74.0	78.2	3:48.457	71.25	2:05.581	20:30:55.851
229 - D1	1:05.225	1:23.261	57.312	91.9	105.0	3:25.798	79.10	1:42.922	20:34:21.649
230 - D1	1:08.423	1:34.977	1:03.942	87.3	99.7	3:47.342	71.60	2:04.466	20:38:08.991
231 - D1	1:09.955	1:21.519	1:02.779	86.8	92.6	3:34.253	75.98	1:51.377	20:41:43.244
232 - D1	1:13.940	1:37.664	1:05.297	63.1	88.5	3:56.901	68.71	2:14.025	20:45:40.145
233 - D1	1:18.915	1:29.450	1:00.328	76.8	68.5	3:48.693	71.18	2:05.817	20:49:28.838
234 - D1	1:13.276	1:32.922	IN PIT		82.6	4:19.798	<b>P</b> 62.66	2:36.922	20:53:48.636
235 - D3	OUTLAP	1:30.723	54.907	88.0	149.7	3:32.681	76.54	1:49.805	20:57:21.317
236 - D3	1:09.032	1:20.643	58.150	72.5	87.7	3:27.825	78.33	1:44.949	21:00:49.142
237 - D3	1:02.014	1:32.068	1:03.612	67.7	96.6	3:37.694	74.78	1:54.818	21:04:26.836
238 - D3	1:15.577	1:21.931	53.108	111.8	69.8	3:30.616	77.29	1:47.740	21:07:57.452
239 - D3	54.481	1:21.379	1:04.061	94.8	139.1	3:19.921	81.42	1:37.045	21:11:17.373
240 - D3	1:10.556	1:19.608	55.666	69.0	79.9	3:25.830	79.09	1:42.954	21:14:43.203
241 - D3	1:01.918	1:18.692	1:03.328	71.7	134.6	3:23.938	79.82	1:41.062	21:18:07.141
242 - D3	1:11.654	1:21.756	1:02.071	77.8	73.3	3:35.481	75.54	1:52.605	21:21:42.622
243 - D3	1:11.084	1:10.963	52.958	87.8	73.6	3:15.005	83.48	1:32.129	21:24:57.627
244 - D3	56.275	1:10.611	50.886	151.8	112.8	2:57.772	91.57	1:14.896	21:27:55.399
245 - D3	58.481	1:09.352	50.608	101.5	137.7	2:58.441	91.23	1:15.565	21:30:53.840
246 - D3	50.921	1:12.774	42.718	166.1	170.3	2:46.413	97.82	1:03.537	21:33:40.253
247 - D3	37.511	49.417	34.554	167.1	203.3	2:01.482	134.00	18.606	21:35:41.735
248 - D3	37.179	47.364	33.636	166.9	216.4	1:58.179	137.75	15.303	21:37:39.914
249 - D3	36.190	46.558	33.231	165.6	221.7	1:55.979	140.36	13.103	21:39:35.893
250 - D3	35.984	46.620	33.158	167.1	223.6	1:55.762	140.62	12.886	21:41:31.655
251 - D3	35.838	46.541	33.036	167.1	225.0	1:55.415	141.04	12.539	21:43:27.070
252 - D3	35.988	46.510	32.790	167.7	225.0	1:55.288	141.20	12.412	21:45:22.358
253 - D3	35.644	46.266	33.007	168.4	225.9	1:54.917	141.66	12.041	21:47:17.275
254 - D3	35.621	49.325	33.132	167.9	226.8	1:58.078	137.86	15.202	21:49:15.353
255 - D3	35.651	46.227	32.769	169.0	226.4	1:54.647	141.99	11.771	21:51:10.000

Weather / Track : Showers / Wet

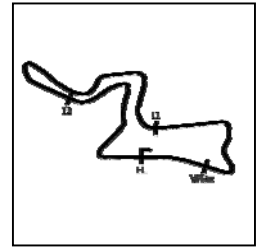
Kyalami Grand Prix Circuit

Circuit Length = 4.522 km

Start: 12:58 Flag 21:58 End: 22:03

# Kyalami 9 Hours

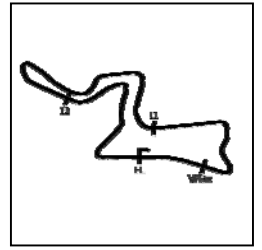
## RACE - SECTOR ANALYSIS



SECTOR 1 = FL to I1,		SECTOR 2 = I1 to I2		SECTOR 3 = I2 to I3,		SECTOR 4 = I3 to FL,		DIFF = Difference To Personal Best Lap,		P = Crossed Finish Line in Pit Lane,		D = Time Disallowed	
256 - D3	35.522	46.359	32.949	167.9	226.8	1:54.830	141.76	11.954	21:53:04.830				
257 - D3	35.554	46.370	32.777	168.4	226.8	1:54.701	141.92	11.825	21:54:59.531				
258 - D3	35.733	46.263	33.119	169.0	227.8	1:55.115	141.41	12.239	21:56:54.646				
259 - D3	35.456	46.246	33.097	168.4	227.8	1:54.799	141.80	11.923	21:58:49.445				

# Kyalami 9 Hours

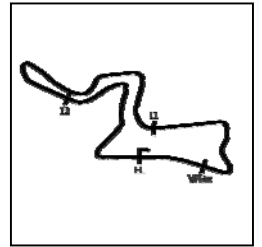
## RACE - SECTOR ANALYSIS



SECTOR 1 = FL to I1, SECTOR 2 = I1 to I2 SECTOR 3 = I2 to I3, SECTOR 4 = I3 to FL, DIFF = Difference To Personal Best Lap, P = Crossed Finish Line in Pit Lane, D = Time Disallowed

# Kyalami 9 Hours

## RACE - SECTOR ANALYSIS



SECTOR 1 = FL to I1, SECTOR 2 = I1 to I2 SECTOR 3 = I2 to I3, SECTOR 4 = I3 to FL, DIFF = Difference To Personal Best Lap, P = Crossed Finish Line in Pit Lane, D = Time Disallowed

P2 34 Pro Walkenhorst Motorsport		BMW M6 GT3							
IDEAL LAP TIME : 1:42.788		BEST LAP TIME : 1:42.940		DIFFERENCE : 0.152					
D1: Christian KROGNES		D2: Mikkel JENSEN		D3: Nicky CATSBURG					
LAP	SECTOR 1	SECTOR 2	SECTOR 3	SPEED TRAP	LAP TIME	KPH	DIFF	TIME OF DAY	
1 - D2		43.223	30.627	173.0	234.7	1:55.235	141.26	12.295	13:00:38.574
2 - D2	33.066	42.205	30.358	172.2	238.9	1:45.629	154.11	2.689	13:02:24.203
3 - D2	32.958	42.200	30.491	172.8	237.3	1:45.649	154.08	2.709	13:04:09.852
4 - D2	33.241	41.994	30.106	173.6	237.3	1:45.341	154.53	2.401	13:05:55.193
5 - D2	33.865	42.992	30.054	172.5	235.8	1:46.911	152.26	3.971	13:07:42.104
6 - D2	32.864	42.141	30.392	171.9	235.2	1:45.397	154.45	2.457	13:09:27.501
7 - D2	33.050	41.578	29.829	174.1	234.7	1:44.457	155.84	1.517	13:11:11.958
8 - D2	32.727	41.595	29.870	173.9	236.3	1:44.192	156.24	1.252	13:12:56.150
9 - D2	32.718	41.687	30.378	173.3	237.8	1:44.783	155.36	1.843	13:14:40.933
10 - D2	32.780	41.620	29.927	173.9	236.3	1:44.327	156.04	1.387	13:16:25.260
11 - D2	32.859	41.577	30.020	174.1	236.3	1:44.456	155.84	1.516	13:18:09.716
12 - D2	32.781	41.592	29.896	174.1	236.3	1:44.269	156.12	1.329	13:19:53.985
13 - D2	32.704	41.757	29.944	174.4	237.8	1:44.405	155.92	1.465	13:21:38.390
14 - D2	32.764	41.702	29.843	174.4	236.8	1:44.309	156.06	1.369	13:23:22.699
15 - D2	32.822	41.555	30.013	175.0	237.8	1:44.390	155.94	1.450	13:25:07.089
16 - D2	33.085	41.911	29.977	173.3	238.9	1:44.973	155.07	2.033	13:26:52.062
17 - D2	32.780	41.709	30.102	173.6	238.4	1:44.591	155.64	1.651	13:28:36.653
18 - D2	32.864	42.124	30.048	173.9	237.8	1:45.036	154.98	2.096	13:30:21.689
19 - D2	32.952	42.078	30.137	173.0	237.8	1:45.167	154.79	2.227	13:32:06.856
20 - D2	32.832	41.655	29.987	174.1	236.8	1:44.474	155.82	1.534	13:33:51.330
21 - D2	32.750	41.595	29.913	174.7	237.3	1:44.258	156.14	1.318	13:35:35.588
22 - D2	32.846	41.850	30.835	174.7	237.3	1:45.531	154.25	2.591	13:37:21.119
23 - D2	32.735	41.685	29.835	175.0	237.3	1:44.255	156.14	1.315	13:39:05.374
24 - D2	32.783	41.571	29.870	174.1	237.8	1:44.224	156.19	1.284	13:40:49.598
25 - D2	32.658	41.604	30.168	175.6	239.4	1:44.430	155.88	1.490	13:42:34.028
26 - D2	32.968	41.333	29.785	174.1	237.8	1:44.086	156.40	1.146	13:44:18.114
27 - D2	32.687	41.418	29.791	174.7	237.8	1:43.896	156.68	0.956	13:46:02.010
28 - D2	32.718	41.270	29.942	175.3	237.8	1:43.930	156.63	0.990	13:47:45.940
29 - D2	32.719	41.492	30.087	174.4	237.8	1:44.298	156.08	1.358	13:49:30.238
30 - D2	32.571	41.373	29.744	174.7	235.8	1:43.688	157.00	0.748	13:51:13.926
31 - D2	32.603	41.542	29.717	174.7	236.8	1:43.862	156.73	0.922	13:52:57.788
32 - D2	32.514	41.524	29.984	175.3	238.4	1:44.022	156.49	1.082	13:54:41.810
33 - D2	32.903	42.019	29.909	175.6	239.4	1:44.831	155.28	1.891	13:56:26.641
34 - D2	32.533	41.252	29.823	175.0	238.4	1:43.608	157.12	0.668	13:58:10.249
35 - D2	32.500	41.317	29.749	174.4	236.8	1:43.566	157.18	0.626	13:59:53.815
36 - D2	32.500	41.393	IN PIT		238.4	3:05.559	P 87.73	1:22.619	14:02:59.374
37 - D3	OUTLAP	42.953	30.214	173.0	202.6	1:53.147	143.87	10.207	14:04:52.521
38 - D3	32.810	41.613	29.741	173.6	233.7	1:44.164	156.28	1.224	14:06:36.685
39 - D3	32.717	41.784	29.658	173.3	234.2	1:44.159	156.29	1.219	14:08:20.844
40 - D3	32.659	41.396	29.695	173.0	233.7	1:43.750	156.90	0.810	14:10:04.594
41 - D3	32.657	41.819	30.200	172.5	236.3	1:44.676	155.51	1.736	14:11:49.270
42 - D3	32.830	41.700	29.813	173.0	236.3	1:44.343	156.01	1.403	14:13:33.613
43 - D3	32.661	41.613	29.773	173.0	235.8	1:44.047	156.46	1.107	14:15:17.660
44 - D3	32.676	41.545	29.843	174.1	236.8	1:44.064	156.43	1.124	14:17:01.724
45 - D3	32.616	41.867	29.694	174.1	236.8	1:44.177	156.26	1.237	14:18:45.901
46 - D3	32.654	41.850	30.975	174.4	237.8	1:45.479	154.33	2.539	14:20:31.380
47 - D3	32.883	41.539	29.856	175.0	239.4	1:44.278	156.11	1.338	14:22:15.658
48 - D3	32.606	41.729	29.992	175.0	238.9	1:44.327	156.04	1.387	14:23:59.985
49 - D3	32.693	41.734	30.152	175.0	237.8	1:44.579	155.66	1.639	14:25:44.564
50 - D3	33.595	42.900	30.143	175.0	236.3	1:46.638	152.65	3.698	14:27:31.202
51 - D3	33.111	41.796	30.260	175.8	238.9	1:45.167	154.79	2.227	14:29:16.369
52 - D3	32.502	41.919	29.652	175.3	237.3	1:44.073	156.42	1.133	14:31:00.442
53 - D3	32.463	41.499	29.735	174.7	236.3	1:43.697	156.98	0.757	14:32:44.139
54 - D3	32.596	41.515	29.781	173.9	235.2	1:43.892	156.69	0.952	14:34:28.031
55 - D3	32.597	41.333	29.810	174.1	236.3	1:43.740	156.92	0.800	14:36:11.771
56 - D3	32.641	41.327	29.884	173.6	236.8	1:43.852	156.75	0.912	14:37:55.623
57 - D3	32.644	41.626	29.815	174.1	237.3	1:44.085	156.40	1.145	14:39:39.708
58 - D3	33.344	41.468	29.790	173.6	237.8	1:44.602	155.62	1.662	14:41:24.310
59 - D3	32.685	41.597	29.772	174.7	237.3	1:44.054	156.44	1.114	14:43:08.364
60 - D3	32.758	41.596	29.998	175.3	238.4	1:44.352	156.00	1.412	14:44:52.716
61 - D3	32.788	41.770	30.107	174.7	238.4	1:44.665	155.53	1.725	14:46:37.381

Weather / Track : Showers / Wet

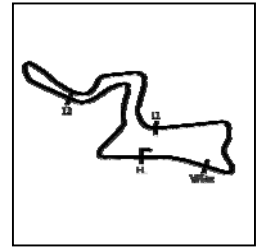
Kyalami Grand Prix Circuit

Circuit Length = 4.522 km

Start: 12:58 Flag 21:58 End: 22:03

# Kyalami 9 Hours

## RACE - SECTOR ANALYSIS



SECTOR 1 = FL to I1,		SECTOR 2 = I1 to I2		SECTOR 3 = I2 to I3,		SECTOR 4 = I3 to FL,		DIFF = Difference To Personal Best Lap,		P = Crossed Finish Line in Pit Lane,		D = Time Disallowed	
62 - D3	32.873	41.750	29.726	175.3	238.9	1:44.349	156.00	1.409	14:48:21.730				
63 - D3	32.523	41.350	29.645	175.3	238.4	1:43.518	157.25	0.578	14:50:05.248				
64 - D3	32.656	41.561	29.880	175.6	238.4	1:44.097	156.38	1.157	14:51:49.345				
65 - D3	32.654	41.344	30.139	174.1	237.8	1:44.137	156.32	1.197	14:53:33.482				
66 - D3	32.590	41.254	29.589	174.4	236.3	1:43.433	157.38	0.493	14:55:16.915				
67 - D3	32.629	41.513	29.831	174.7	237.8	1:43.973	156.57	1.033	14:57:00.888				
68 - D3	32.559	41.395	29.736	173.6	237.8	1:43.690	156.99	0.750	14:58:44.578				
69 - D3	32.601	41.494	29.656	173.9	237.8	1:43.751	156.90	0.811	15:00:28.329				
70 - D3	32.608	41.093	29.565	174.1	236.8	1:43.266	157.64	0.326	15:02:11.595				
71 - D3	32.794	41.361	29.694	174.4	236.8	1:43.849	156.75	0.909	15:03:55.444				
72 - D3	32.686	41.696	IN PIT		238.4	2:24.014	<b>P</b> 113.03	41.074	15:06:19.458				
73 - D3	OUTLAP	41.621	29.935	173.3	205.3	1:49.899	148.12	6.959	15:08:09.357				
74 - D3	32.711	41.520	29.963	174.1	235.8	1:44.194	156.23	1.254	15:09:53.551				
75 - D3	32.783	42.614	29.863	173.3	235.2	1:45.260	154.65	2.320	15:11:38.811				
76 - D3	32.645	41.389	29.681	173.9	236.3	1:43.715	156.96	0.775	15:13:22.526				
77 - D3	32.682	41.382	29.770	175.0	236.3	1:43.834	156.78	0.894	15:15:06.360				
78 - D3	32.663	42.022	30.167	172.8	236.3	1:44.852	155.25	1.912	15:16:51.212				
79 - D3	32.795	41.344	29.679	175.0	237.8	1:43.818	156.80	0.878	15:18:35.030				
80 - D3	32.609	41.464	29.880	173.0	236.8	1:43.953	156.60	1.013	15:20:18.983				
81 - D3	32.775	41.570	29.819	173.3	236.8	1:44.164	156.28	1.224	15:22:03.147				
82 - D3	32.736	41.504	29.866	173.9	235.8	1:44.106	156.37	1.166	15:23:47.253				
83 - D3	32.639	41.515	29.894	174.1	235.8	1:44.048	156.45	1.108	15:25:31.301				
84 - D3	32.764	41.701	29.852	174.4	236.8	1:44.317	156.05	1.377	15:27:15.618				
85 - D3	32.641	41.412	29.969	175.0	235.8	1:44.022	156.49	1.082	15:28:59.640				
86 - D3	32.541	41.388	29.771	173.9	237.3	1:43.700	156.98	0.760	15:30:43.340				
87 - D3	32.692	41.444	29.911	175.0	237.3	1:44.047	156.46	1.107	15:32:27.387				
88 - D3	33.052	41.388	29.848	175.0	237.3	1:44.288	156.09	1.348	15:34:11.675				
89 - D3	32.857	49.255	IN PIT		236.3	3:32.005	<b>P</b> 76.78	1:49.065	15:37:43.680				
90 - D1	OUTLAP	1:19.460	54.579	79.3	75.4	3:23.687	79.92	1:40.747	15:41:07.367				
91 - D1	1:06.894	1:11.884	32.342	169.5	80.1	2:51.120	95.13	1:08.180	15:43:58.487				
92 - D1	34.246	1:15.172	40.277	142.2	230.7	2:29.695	108.74	46.755	15:46:28.182				
93 - D1	42.738	55.962	40.060	137.9	182.4	2:18.760	117.31	35.820	15:48:46.942				
94 - D1	43.791	1:02.318	38.158	173.0	146.7	2:24.267	112.84	41.327	15:51:11.209				
95 - D1	33.042	42.014	30.825	173.6	236.3	1:45.881	153.74	2.941	15:52:57.090				
96 - D1	32.566	41.412	29.649	174.1	236.3	1:43.627	157.09	0.687	15:54:40.717				
97 - D1	32.511	41.288	29.786	173.3	236.8	1:43.585	157.15	0.645	15:56:24.302				
98 - D1	32.483	41.275	29.695	173.3	236.8	1:43.453	157.35	0.513	15:58:07.755				
99 - D1	32.520	41.203	29.817	172.5	235.8	1:43.540	157.22	0.600	15:59:51.295				
100 - D1	32.836	41.278	29.927	173.9	236.3	1:44.041	156.46	1.101	16:01:35.336				
101 - D1	32.598	41.319	29.739	174.7	236.3	1:43.656	157.05	0.716	16:03:18.992				
102 - D1	32.605	41.455	IN PIT		237.8	2:05.606	<b>P</b> 129.60	22.666	16:05:24.598				
103 - D1	OUTLAP	1:19.201	54.521	79.4	79.2	3:21.856	80.64	1:38.916	16:08:46.454				
104 - D1	1:07.049	1:19.317	54.783	79.4	80.2	3:21.149	80.93	1:38.209	16:12:07.603				
105 - D1	55.399	56.075	38.714	161.6	80.2	2:30.188	108.39	47.248	16:14:37.791				
106 - D1	42.530	55.460	39.845	123.5	188.4	2:17.835	118.10	34.895	16:16:55.626				
107 - D1	45.219	59.352	40.875	138.9	176.4	2:25.446	111.92	42.506	16:19:21.072				
108 - D1	41.778	56.065	39.676	135.6	186.8	2:17.519	118.37	34.579	16:21:38.591				
109 - D1	42.065	53.895	39.557	127.2	184.3	2:15.517	120.12	32.577	16:23:54.108				
110 - D1	42.504	53.975	39.141	136.8	181.2	2:15.620	120.03	32.680	16:26:09.728				
111 - D1	42.403	1:04.530	32.987	175.6	195.6	2:19.920	116.34	36.980	16:28:29.648				
112 - D1	33.114	42.027	29.684	174.7	237.8	1:44.825	155.29	1.885	16:30:14.473				
113 - D1	32.419	41.152	29.611	175.6	237.3	1:43.182	157.77	0.242	16:31:57.655				
114 - D1	32.313	41.199	29.680	175.0	237.3	1:43.192	157.75	0.252	16:33:40.847				
115 - D1	32.556	41.167	29.632	174.4	237.3	1:43.355	157.50	0.415	16:35:24.202				
116 - D1	32.465	41.009	29.686	175.0	236.3	1:43.160	157.80	0.220	16:37:07.362				
117 - D1	32.310	41.193	29.547	175.3	236.8	1:43.050	157.97	0.110	16:38:50.412				
118 - D1	32.328	41.143	29.536	174.7	237.3	1:43.007	158.03	0.067	16:40:33.419				
119 - D1	32.330	41.057	29.553	175.6	237.3	1:42.940	<b>(1)</b> 158.14		16:42:16.359				
120 - D1	32.457	41.132	29.522	175.3	238.4	1:43.111	157.88	0.171	16:43:59.470				
121 - D1	32.604	41.136	29.671	173.9	238.4	1:43.411	157.42	0.471	16:45:42.881				
122 - D1	32.461	41.223	29.684	174.1	237.3	1:43.368	157.48	0.428	16:47:26.249				
123 - D1	32.433	41.412	29.859	174.4	237.3	1:43.704	156.97	0.764	16:49:09.953				
124 - D1	32.559	41.210	29.758	174.7	236.3	1:43.527	157.24	0.587	16:50:53.480				
125 - D1	32.341	41.223	29.662	173.9	237.3	1:43.226	157.70	0.286	16:52:36.706				
126 - D1	32.499	41.286	29.698	174.1	237.3	1:43.483	157.31	0.543	16:54:20.189				

Kyalami Grand Prix Circuit

Circuit Length = 4.522 km

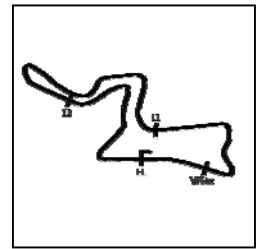
Start: 12:58 Flag 21:58 End: 22:03

Weather / Track : Showers / Wet



# Kyalami 9 Hours

## RACE - SECTOR ANALYSIS



SECTOR 1 = FL to I1,		SECTOR 2 = I1 to I2		SECTOR 3 = I2 to I3,		SECTOR 4 = I3 to FL,		DIFF = Difference To Personal Best Lap,	P = Crossed Finish Line in Pit Lane,	D = Time Disallowed	
127 - D1	32.468	41.170	29.580	174.7	236.8	1:43.218	157.71	0.278	16:56:03.407		
128 - D1	32.489	41.139	29.770	175.3	237.3	1:43.398	157.44	0.458	16:57:46.805		
129 - D1	32.404	41.308	29.675	173.3	237.3	1:43.387	157.45	0.447	16:59:30.192		
130 - D1	32.486	41.221	29.632	174.7	236.8	1:43.339	157.53	0.399	17:01:13.531		
131 - D1	32.486	41.207	IN PIT		237.3	2:21.880	<b>P</b> 114.73	38.940	17:03:35.411		
132 - D1	OUTLAP	42.559	29.833	173.6	206.1	1:50.819	146.89	7.879	17:05:26.230		
133 - D1	32.573	41.387	29.654	173.6	235.8	1:43.614	157.11	0.674	17:07:09.844		
134 - D1	32.509	41.282	29.816	173.9	235.2	1:43.607	157.12	0.667	17:08:53.451		
135 - D1	32.613	41.558	29.808	173.6	235.8	1:43.979	156.56	1.039	17:10:37.430		
136 - D1	32.595	41.399	30.015	174.7	235.8	1:44.009	156.51	1.069	17:12:21.439		
137 - D1	32.612	41.516	29.796	174.1	237.3	1:43.924	156.64	0.984	17:14:05.363		
138 - D1	32.585	41.716	29.755	174.7	237.8	1:44.056	156.44	1.116	17:15:49.419		
139 - D1	32.603	42.088	30.190	174.7	238.9	1:44.881	155.21	1.941	17:17:34.300		
140 - D1	32.896	42.076	30.055	173.9	237.8	1:45.027	155.00	2.087	17:19:19.327		
141 - D1	32.720	41.437	29.827	174.1	236.3	1:43.984	156.55	1.044	17:21:03.311		
142 - D1	33.785	41.908	29.805	174.7	236.8	1:45.498	154.30	2.558	17:22:48.809		
143 - D1	32.709	41.425	29.850	175.8	237.3	1:43.984	156.55	1.044	17:24:32.793		
144 - D1	32.558	41.500	29.758	174.4	237.3	1:43.816	156.80	0.876	17:26:16.609		
145 - D1	32.725	41.375	29.821	174.1	236.3	1:43.921	156.64	0.981	17:28:00.530		
146 - D1	32.701	41.604	29.972	174.4	237.3	1:44.277	156.11	1.337	17:29:44.807		
147 - D1	32.742	41.724	30.698	173.0	236.8	1:45.164	154.79	2.224	17:31:29.971		
148 - D1	32.794	41.623	30.201	175.3	236.3	1:44.618	155.60	1.678	17:33:14.589		
149 - D1	33.384	41.646	29.849	174.7	236.8	1:44.879	155.21	1.939	17:34:59.468		
150 - D1	32.692	41.421	30.011	173.9	236.8	1:44.124	156.34	1.184	17:36:43.592		
151 - D1	32.866	41.587	30.071	174.7	236.8	1:44.524	155.74	1.584	17:38:28.116		
152 - D1	32.977	41.706	29.952	174.7	236.3	1:44.635	155.58	1.695	17:40:12.751		
153 - D1	32.893	41.848	29.963	174.4	236.3	1:44.704	155.47	1.764	17:41:57.455		
154 - D1	32.935	41.979	IN PIT		237.8	3:05.636	<b>P</b> 87.69	1:22.696	17:45:03.091		
155 - D2	OUTLAP	41.864	30.268	170.6	203.0	1:51.808	145.59	8.868	17:46:54.899		
156 - D2	32.861	41.491	29.528	175.0	233.2	1:43.880	156.71	0.940	17:48:38.779		
157 - D2	32.385	41.080	29.565	175.3	236.3	1:43.030	158.00	0.090	17:50:21.809		
158 - D2	32.291	1:11.877	IN PIT		237.3	2:45.648	<b>P</b> 98.27	1:02.708	17:53:07.457		
159 - D2	OUTLAP	1:19.265	54.451	79.4	80.2	3:22.040	80.57	1:39.100	17:56:29.497		
160 - D2	1:06.783	1:19.309	54.468	79.4	80.2	3:20.560	81.16	1:37.620	17:59:50.057		
161 - D2	1:06.757	1:11.867	31.448	172.2	80.3	2:50.072	95.71	1:07.132	18:02:40.129		
162 - D2	33.592	43.647	31.771	171.4	229.2	1:49.010	149.33	6.070	18:04:29.139		
163 - D2	42.683	52.085	36.337	174.1	154.7	2:11.105	124.16	28.165	18:06:40.244		
164 - D2	33.177	41.455	29.956	174.1	225.4	1:44.588	155.65	1.648	18:08:24.832		
165 - D2	32.912	41.246	29.622	176.1	238.4	1:43.780	156.86	0.840	18:10:08.612		
166 - D2	32.257	41.130	29.788	174.1	237.8	1:43.175	157.78	0.235	18:11:51.787		
167 - D2	32.617	41.527	30.235	173.3	236.8	1:44.379	155.96	1.439	18:13:36.166		
168 - D2	32.638	41.252	29.863	173.9	238.4	1:43.753	156.90	0.813	18:15:19.919		
169 - D2	32.557	41.266	29.695	174.4	238.9	1:43.518	157.25	0.578	18:17:03.437		
170 - D2	32.448	41.235	29.641	174.7	238.9	1:43.324	157.55	0.384	18:18:46.761		
171 - D2	32.461	41.472	29.726	175.0	238.9	1:43.659	157.04	0.719	18:20:30.420		
172 - D2	32.451	41.293	29.788	174.7	238.4	1:43.532	157.23	0.592	18:22:13.952		
173 - D2	32.581	41.341	29.833	174.4	238.4	1:43.755	156.90	0.815	18:23:57.707		
174 - D2	32.555	41.374	30.004	175.0	239.4	1:43.933	156.63	0.993	18:25:41.640		
175 - D2	32.387	41.128	29.589	175.3	237.3	1:43.104	157.89	0.164	18:27:24.744		
176 - D2	32.336	41.094	29.535	175.8	237.8	1:42.965	<b>(2)</b> 158.10	0.025	18:29:07.709		
177 - D2	32.346	41.218	29.714	175.3	237.8	1:43.278	157.62	0.338	18:30:50.987		
178 - D2	32.476	41.336	29.715	174.4	237.8	1:43.527	157.24	0.587	18:32:34.514		
179 - D2	32.761	41.203	29.568	175.6	239.4	1:43.532	157.23	0.592	18:34:18.046		
180 - D2	32.392	41.105	29.526	175.8	238.4	1:43.023	158.01	0.083	18:36:01.069		
181 - D2	32.423	41.317	29.699	175.8	238.4	1:43.439	157.37	0.499	18:37:44.508		
182 - D2	32.419	41.291	29.695	175.3	238.4	1:43.405	157.43	0.465	18:39:27.913		
183 - D2	32.740	41.260	30.638	174.1	241.0	1:44.638	155.57	1.698	18:41:12.551		
184 - D2	32.460	41.342	29.562	175.3	237.8	1:43.364	157.49	0.424	18:42:55.915		
185 - D2	32.445	41.293	29.572	175.0	237.8	1:43.310	157.57	0.370	18:44:39.225		
186 - D2	32.430	41.097	29.699	175.3	238.4	1:43.226	157.70	0.286	18:46:22.451		
187 - D2	32.473	41.423	29.680	175.6	237.8	1:43.576	157.17	0.636	18:48:06.027		
188 - D2	32.574	41.562	29.880	174.4	238.4	1:44.016	156.50	1.076	18:49:50.043		
189 - D2	32.743	41.673	29.702	175.0	238.4	1:44.118	156.35	1.178	18:51:34.161		
190 - D2	32.498	41.462	29.770	176.7	238.9	1:43.730	156.93	0.790	18:53:17.891		
191 - D2	32.492	41.345	29.830	175.8	240.0	1:43.667	157.03	0.727	18:55:01.558		

Weather / Track : Showers / Wet

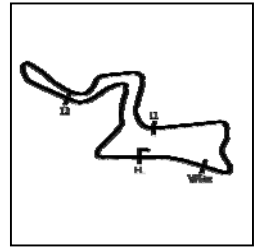
Kyalami Grand Prix Circuit

Circuit Length = 4.522 km

Start: 12:58 Flag 21:58 End: 22:03

# Kyalami 9 Hours

## RACE - SECTOR ANALYSIS



SECTOR 1 = FL to I1, SECTOR 2 = I1 to I2 SECTOR 3 = I2 to I3, SECTOR 4 = I3 to FL, DIFF = Difference To Personal Best Lap, P = Crossed Finish Line in Pit Lane, D = Time Disallowed

192 - D2	32.590	42.012	IN PIT	240.0	2:21.182	P	115.30	38.242	18:57:22.740
193 - D2	OUTLAP	41.425	29.807	174.7	206.8	1:49.889	148.14	6.949	18:59:12.629
194 - D2	32.544	41.359	29.728	175.8	237.8	1:43.631	157.08	0.691	19:00:56.260
195 - D2	32.576	41.623	29.724	175.3	238.4	1:43.923	156.64	0.983	19:02:40.183
196 - D2	32.611	41.285	29.623	175.6	238.4	1:43.519	157.25	0.579	19:04:23.702
197 - D2	32.512	41.598	29.880	175.8	239.4	1:43.990	156.54	1.050	19:06:07.692
198 - D2	32.460	41.412	29.620	175.3	238.4	1:43.492	157.29	0.552	19:07:51.184
199 - D2	32.438	41.339	29.737	176.7	238.9	1:43.514	157.26	0.574	19:09:34.698
200 - D2	32.559	41.672	30.302	176.4	240.0	1:44.533	155.73	1.593	19:11:19.231
201 - D2	33.527	42.077	30.216	176.7	240.0	1:45.820	153.83	2.880	19:13:05.051
202 - D2	33.305	42.062	29.919	175.3	229.2	1:45.286	154.61	2.346	19:14:50.337
203 - D2	32.529	41.625	29.707	176.7	238.9	1:43.861	156.74	0.921	19:16:34.198
204 - D2	32.477	41.361	30.290	177.0	239.4	1:44.128	156.33	1.188	19:18:18.326
205 - D2	32.532	41.411	29.842	176.7	238.4	1:43.785	156.85	0.845	19:20:02.111
206 - D2	32.629	41.520	29.609	176.4	239.4	1:43.758	156.89	0.818	19:21:45.869
207 - D2	32.525	41.350	29.616	176.1	238.4	1:43.491	157.30	0.551	19:23:29.360
208 - D2	32.612	41.184	29.661	176.7	237.8	1:43.457	157.35	0.517	19:25:12.817
209 - D2	32.473	41.306	29.529	176.7	238.9	1:43.308	157.57	0.368	19:26:56.125
210 - D2	32.601	41.439	29.744	177.0	238.9	1:43.784	156.85	0.844	19:28:39.909
211 - D2	32.534	41.316	29.631	176.1	237.8	1:43.481	157.31	0.541	19:30:23.390
212 - D2	32.603	41.199	29.566	177.0	238.4	1:43.368	157.48	0.428	19:32:06.758
213 - D2	32.504	45.660	IN PIT	238.9	2:43.756	P	99.41	1:00.816	19:34:50.514
214 - D2	OUTLAP	1:19.356	54.506	79.5	80.4	3:21.764	80.68	1:38.824	19:38:12.278
215 - D2	1:06.742	1:20.436	56.317	79.5	80.2	3:23.495	79.99	1:40.555	19:41:35.773
216 - D2	1:07.694	1:22.962	IN PIT	80.4	80.4	4:55.021	P	55.17	19:46:30.794
217 - D3	OUTLAP	1:22.200	56.101	78.2	79.0	3:28.925	77.91	1:45.985	19:49:59.719
218 - D3	1:00.568	1:24.887	1:00.854	93.1	78.9	3:26.309	78.90	1:43.369	19:53:26.028
219 - D3	1:08.456	1:20.837	56.134	93.6	88.8	3:25.427	79.24	1:42.487	19:56:51.455
220 - D3	1:00.193	1:18.372	56.006	94.4	102.7	3:14.571	83.66	1:31.631	20:00:06.026
221 - D3	58.581	1:16.710	1:00.668	98.1	119.3	3:15.959	83.07	1:33.019	20:03:21.985
222 - D3	1:03.917	1:15.396	56.581	93.9	108.1	3:15.894	83.10	1:32.954	20:06:37.879
223 - D3	59.564	1:16.782	55.391	132.3	143.2	3:11.737	84.90	1:28.797	20:09:49.616
224 - D3	59.717	1:37.508	1:08.925	67.2	126.7	3:46.150	71.98	2:03.210	20:13:35.766
225 - D3	1:31.707	2:02.315	1:17.301	66.6	83.2	4:51.323	55.88	3:08.383	20:18:27.089
226 - D3	1:32.996	1:35.831	1:13.854	46.9	58.8	4:22.681	61.97	2:39.741	20:22:49.770
227 - D3	1:26.347	1:38.655	1:09.300	59.4	47.5	4:14.302	64.01	2:31.362	20:27:04.072
228 - D3	1:17.252	1:29.275	1:01.297	102.2	64.9	3:47.824	71.45	2:04.884	20:30:51.896
229 - D3	1:05.328	1:23.800	IN PIT	79.5	79.5	3:57.270	P	68.61	20:34:49.166
230 - D3	OUTLAP	1:37.335	1:04.260	77.2	141.7	3:40.576	73.80	1:57.636	20:38:29.742
231 - D3	1:09.969	1:20.973	59.076	63.6	66.5	3:30.018	77.51	1:47.078	20:41:59.760
232 - D3	1:13.689	1:42.226	1:04.315	88.3	59.4	4:00.230	67.76	2:17.290	20:45:59.990
233 - D3	1:16.307	1:30.075	1:00.319	78.7	79.0	3:46.701	71.80	2:03.761	20:49:46.691
234 - D3	1:11.603	1:30.815	IN PIT	89.5	89.5	4:05.536	P	66.30	20:53:52.227
235 - D3	OUTLAP	1:21.623	54.566	88.3	153.4	3:29.641	77.65	1:46.701	20:57:21.868
236 - D3	1:10.220	1:20.080	57.873	72.5	78.6	3:28.173	78.20	1:45.233	21:00:50.041
237 - D3	1:02.301	1:31.540	1:03.760	64.5	64.5	3:37.601	74.81	1:54.661	21:04:27.642
238 - D3	1:15.573	1:22.013	52.968	122.3	66.8	3:30.554	77.31	1:47.614	21:07:58.196
239 - D3	54.799	1:21.073	1:04.262	99.9	152.1	3:20.134	81.34	1:37.194	21:11:18.330
240 - D3	1:10.359	1:19.425	56.258	67.6	78.6	3:26.042	79.00	1:43.102	21:14:44.372
241 - D3	1:01.894	1:18.270	1:04.120	70.0	131.5	3:24.284	79.68	1:41.344	21:18:08.656
242 - D3	1:10.684	1:22.514	1:01.271	83.0	73.5	3:34.469	75.90	1:51.529	21:21:43.125
243 - D3	1:11.381	1:11.093	52.883	104.9	77.6	3:15.357	83.33	1:32.417	21:24:58.482
244 - D3	56.296	1:10.465	51.006	150.8	139.1	2:57.767	91.57	1:14.827	21:27:56.249
245 - D3	58.625	1:09.134	50.470	94.4	145.3	2:58.229	91.33	1:15.289	21:30:54.478
246 - D3	50.847	1:12.629	43.007	166.1	168.2	2:46.483	97.78	1:03.543	21:33:40.961
247 - D3	37.753	48.961	34.824	166.9	206.8	2:01.538	133.94	18.598	21:35:42.499
248 - D3	37.166	48.114	33.919	165.8	207.6	1:59.199	136.57	16.259	21:37:41.698
249 - D3	36.945	47.458	33.725	168.4	220.4	1:58.128	137.80	15.188	21:39:39.826
250 - D3	36.501	46.985	33.648	166.9	230.7	1:57.134	138.97	14.194	21:41:36.960
251 - D3	36.386	46.891	33.308	170.0	230.2	1:56.585	139.63	13.645	21:43:33.545
252 - D3	35.895	46.635	33.339	169.8	231.7	1:55.869	140.49	12.929	21:45:29.414
253 - D3	35.901	46.546	33.130	168.2	232.2	1:55.577	140.85	12.637	21:47:24.991
254 - D3	36.011	46.560	33.637	169.8	231.2	1:56.208	140.08	13.268	21:49:21.199
255 - D3	35.833	46.227	33.202	170.3	231.7	1:55.262	141.23	12.322	21:51:16.461
256 - D3	36.211	46.158	32.902	170.0	232.7	1:55.271	141.22	12.331	21:53:11.732

Weather / Track : Showers / Wet

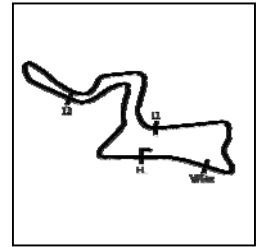
Kyalami Grand Prix Circuit

Circuit Length = 4.522 km

Start: 12:58 Flag 21:58 End: 22:03

# Kyalami 9 Hours

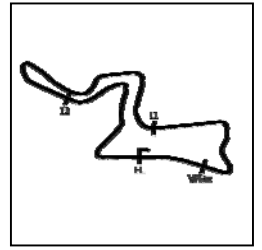
## RACE - SECTOR ANALYSIS



SECTOR 1 = FL to I1,		SECTOR 2 = I1 to I2		SECTOR 3 = I2 to I3,		SECTOR 4 = I3 to FL,		DIFF = Difference To Personal Best Lap,	P = Crossed Finish Line in Pit Lane,	D = Time Disallowed	
257 - D3	35.714	46.095	33.038	169.2	232.7	1:54.847	141.74	11.907	21:55:06.579		
258 - D3	35.567	46.216	33.033	170.0	232.2	1:54.816	141.78	11.876	21:57:01.395		
259 - D3	35.417	46.399	32.979	170.6	232.2	1:54.795	141.81	11.855	21:58:56.190		

# Kyalami 9 Hours

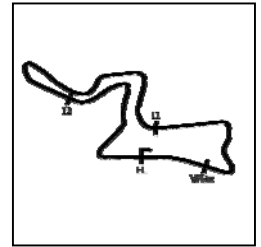
## RACE - SECTOR ANALYSIS



SECTOR 1 = FL to I1, SECTOR 2 = I1 to I2 SECTOR 3 = I2 to I3, SECTOR 4 = I3 to FL, DIFF = Difference To Personal Best Lap, P = Crossed Finish Line in Pit Lane, D = Time Disallowed

# Kyalami 9 Hours

## RACE - SECTOR ANALYSIS



SECTOR 1 = FL to I1, SECTOR 2 = I1 to I2 SECTOR 3 = I2 to I3, SECTOR 4 = I3 to FL, DIFF = Difference To Personal Best Lap, P = Crossed Finish Line in Pit Lane, D = Time Disallowed

P3 20 Pro		GPX Racing		Porsche 911 GT3 R					
IDEAL LAP TIME : 1:42.814		BEST LAP TIME : 1:43.034		DIFFERENCE : 0.220					
D1: Michael CHRISTENSEN		D2: Kevin ESTRE		D3: Richard LIETZ					
LAP	SECTOR 1	SECTOR 2	SECTOR 3	SPEED TRAP	LAP TIME	KPH	DIFF	TIME OF DAY	
1 - D2		41.964	30.155	171.4	223.6	1:49.657	148.45	6.623	13:00:32.996
2 - D2	33.084	42.428	30.613	170.8	230.7	1:46.125	153.39	3.091	13:02:19.121
3 - D2	33.127	41.539	30.209	171.1	230.7	1:44.875	155.22	1.841	13:04:03.996
4 - D2	33.006	41.874	30.178	171.1	230.7	1:45.058	154.95	2.024	13:05:49.054
5 - D2	32.959	41.474	30.112	170.6	229.7	1:44.545	155.71	1.511	13:07:33.599
6 - D2	32.962	41.532	30.135	170.6	230.2	1:44.629	155.58	1.595	13:09:18.228
7 - D2	33.133	41.593	30.003	170.8	231.7	1:44.729	155.44	1.695	13:11:02.957
8 - D2	33.048	41.622	29.925	171.4	232.2	1:44.595	155.64	1.561	13:12:47.552
9 - D2	32.959	41.719	29.939	170.8	231.7	1:44.617	155.60	1.583	13:14:32.169
10 - D2	32.879	41.573	29.869	171.9	232.7	1:44.321	156.04	1.287	13:16:16.490
11 - D2	32.817	41.439	29.865	172.2	231.7	1:44.121	156.34	1.087	13:18:00.611
12 - D2	32.882	41.428	29.869	172.5	232.2	1:44.179	156.26	1.145	13:19:44.790
13 - D2	32.915	41.473	29.905	172.5	232.2	1:44.293	156.09	1.259	13:21:29.083
14 - D2	32.853	41.517	29.925	172.5	232.7	1:44.295	156.08	1.261	13:23:13.378
15 - D2	32.896	41.462	29.951	172.5	232.7	1:44.309	156.06	1.275	13:24:57.687
16 - D2	32.825	41.537	29.842	171.7	233.2	1:44.204	156.22	1.170	13:26:41.891
17 - D2	32.805	41.435	30.052	172.2	232.7	1:44.292	156.09	1.258	13:28:26.183
18 - D2	32.815	41.662	29.802	171.7	231.7	1:44.279	156.11	1.245	13:30:10.462
19 - D2	32.901	41.301	29.972	171.4	232.2	1:44.174	156.26	1.140	13:31:54.636
20 - D2	32.844	41.622	29.906	171.7	230.7	1:44.372	155.97	1.338	13:33:39.008
21 - D2	32.783	41.302	29.946	172.5	231.7	1:44.031	156.48	0.997	13:35:23.039
22 - D2	32.809	41.440	29.896	172.8	231.2	1:44.145	156.31	1.111	13:37:07.184
23 - D2	32.737	41.327	29.709	173.0	232.7	1:43.773	156.87	0.739	13:38:50.957
24 - D2	32.771	41.359	29.828	172.5	231.7	1:43.958	156.59	0.924	13:40:34.915
25 - D2	32.832	41.223	29.804	171.9	233.2	1:43.859	156.74	0.825	13:42:18.774
26 - D2	32.772	41.256	29.820	172.2	233.2	1:43.848	156.75	0.814	13:44:02.622
27 - D2	32.805	41.374	30.118	172.2	232.7	1:44.297	156.08	1.263	13:45:46.919
28 - D2	32.799	41.307	29.869	172.2	232.7	1:43.975	156.56	0.941	13:47:30.894
29 - D2	32.788	41.795	29.905	172.2	234.2	1:44.488	155.79	1.454	13:49:15.382
30 - D2	32.784	41.357	29.920	171.4	231.7	1:44.061	156.43	1.027	13:50:59.443
31 - D2	32.778	41.275	29.903	171.7	231.2	1:43.956	156.59	0.922	13:52:43.399
32 - D2	33.070	42.173	29.935	171.4	232.2	1:45.178	154.77	2.144	13:54:28.577
33 - D2	32.893	41.277	29.806	172.2	232.2	1:43.976	156.56	0.942	13:56:12.553
34 - D2	32.699	41.299	29.746	173.0	232.7	1:43.744	156.91	0.710	13:57:56.297
35 - D2	32.751	41.257	29.814	171.7	231.7	1:43.822	156.79	0.788	13:59:40.119
36 - D2	32.788	41.323	29.778	172.2	232.2	1:43.889	156.69	0.855	14:01:24.008
37 - D2	32.691	41.309	IN PIT		232.2	3:05.041	<b>P</b> 87.97	1:22.007	14:04:29.049
38 - D3	OUTLAP	42.145	30.545	171.7	201.8	1:51.621	145.84	8.587	14:06:20.670
39 - D3	32.994	41.555	30.018	170.3	228.3	1:44.567	155.68	1.533	14:08:05.237
40 - D3	32.875	41.352	29.981	170.8	228.3	1:44.208	156.21	1.174	14:09:49.445
41 - D3	32.926	41.191	29.806	170.8	228.8	1:43.923	156.64	0.889	14:11:33.368
42 - D3	32.784	41.913	29.931	170.8	230.2	1:44.628	155.59	1.594	14:13:17.996
43 - D3	33.039	41.453	29.858	171.1	229.2	1:44.350	156.00	1.316	14:15:02.346
44 - D3	32.976	41.467	29.879	172.2	229.7	1:44.322	156.04	1.288	14:16:46.668
45 - D3	32.813	41.329	29.985	171.4	230.7	1:44.127	156.33	1.093	14:18:30.795
46 - D3	32.900	41.436	30.138	171.7	231.2	1:44.474	155.82	1.440	14:20:15.269
47 - D3	32.786	41.259	30.546	171.4	232.2	1:44.591	155.64	1.557	14:21:59.860
48 - D3	32.903	41.423	30.070	173.0	232.7	1:44.396	155.93	1.362	14:23:44.256
49 - D3	32.831	41.441	29.972	171.7	232.2	1:44.244	156.16	1.210	14:25:28.500
50 - D3	33.025	41.495	30.051	171.9	230.7	1:44.571	155.67	1.537	14:27:13.071
51 - D3	32.915	42.096	30.018	172.2	231.7	1:45.029	154.99	1.995	14:28:58.100
52 - D3	32.734	41.594	30.048	172.8	232.2	1:44.376	155.96	1.342	14:30:42.476
53 - D3	32.670	41.532	29.966	171.7	232.2	1:44.168	156.27	1.134	14:32:26.644
54 - D3	32.831	41.713	29.960	171.9	230.2	1:44.504	155.77	1.470	14:34:11.148
55 - D3	32.810	41.343	29.965	171.9	230.7	1:44.118	156.35	1.084	14:35:55.266
56 - D3	32.771	41.321	30.126	172.5	231.7	1:44.218	156.20	1.184	14:37:39.484
57 - D3	32.625	41.498	29.866	172.8	231.7	1:43.989	156.54	0.955	14:39:23.473
58 - D3	32.631	41.404	29.930	172.2	231.7	1:43.965	156.58	0.931	14:41:07.438
59 - D3	32.714	41.226	29.744	172.8	231.2	1:43.684	157.00	0.650	14:42:51.122
60 - D3	32.638	41.172	29.904	172.5	231.7	1:43.714	156.96	0.680	14:44:34.836
61 - D3	32.809	41.443	29.935	172.5	231.2	1:44.187	156.24	1.153	14:46:19.023

Kyalami Grand Prix Circuit

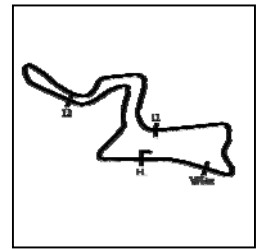
Circuit Length = 4.522 km

Start: 12:58 Flag 21:58 End: 22:03

Weather / Track : Showers / Wet

# Kyalami 9 Hours

## RACE - SECTOR ANALYSIS



SECTOR 1 = FL to I1, SECTOR 2 = I1 to I2 SECTOR 3 = I2 to I3, SECTOR 4 = I3 to FL, DIFF = Difference To Personal Best Lap, P = Crossed Finish Line in Pit Lane, D = Time Disallowed

62 - D3	32.732	41.440	30.001	172.2	231.7	1:44.173	156.27	1.139	14:48:03.196
63 - D3	32.778	41.549	30.057	172.8	231.7	1:44.384	155.95	1.350	14:49:47.580
64 - D3	32.673	41.431	29.857	171.9	232.2	1:43.961	156.58	0.927	14:51:31.541
65 - D3	32.690	41.403	29.901	171.9	231.7	1:43.994	156.53	0.960	14:53:15.535
66 - D3	32.754	41.215	29.715	173.0	231.2	1:43.684	157.00	0.650	14:54:59.219
67 - D3	32.590	41.638	29.773	172.5	232.7	1:44.001	156.52	0.967	14:56:43.220
68 - D3	32.588	41.128	29.677	172.5	233.7	1:43.393	157.44	0.359	14:58:26.613
69 - D3	32.604	41.109	29.893	172.5	233.2	1:43.606	157.12	0.572	15:00:10.219
70 - D3	32.620	41.219	29.783	173.0	232.7	1:43.622	157.10	0.588	15:01:53.841
71 - D3	32.545	41.048	29.742	173.0	233.7	1:43.335	157.53	0.301	15:03:37.176
72 - D3	32.714	42.094	29.794	172.5	234.2	1:44.602	155.62	1.568	15:05:21.778
73 - D3	32.594	41.418	29.791	173.0	232.2	1:43.803	156.82	0.769	15:07:05.581
74 - D3	32.823	41.686	IN PIT		232.7	2:21.485	P 115.05	38.451	15:09:27.066
75 - D3	OUTLAP	41.211	29.925	171.1	203.0	1:49.258	148.99	6.224	15:11:16.324
76 - D3	32.903	41.172	29.840	171.7	232.2	1:43.915	156.65	0.881	15:13:00.239
77 - D3	32.820	41.237	29.976	171.9	232.2	1:44.033	156.48	0.999	15:14:44.272
78 - D3	32.823	41.227	29.801	172.8	231.2	1:43.851	156.75	0.817	15:16:28.123
79 - D3	32.746	41.130	29.839	173.0	233.2	1:43.715	156.96	0.681	15:18:11.838
80 - D3	32.720	41.363	29.848	172.2	234.2	1:43.931	156.63	0.897	15:19:55.769
81 - D3	32.569	41.316	30.244	170.8	232.2	1:44.129	156.33	1.095	15:21:39.898
82 - D3	32.812	41.304	29.795	172.5	231.7	1:43.911	156.66	0.877	15:23:23.809
83 - D3	32.820	41.142	29.859	172.2	231.7	1:43.821	156.80	0.787	15:25:07.630
84 - D3	32.752	41.141	29.820	171.9	231.7	1:43.713	156.96	0.679	15:26:51.343
85 - D3	32.742	41.154	29.888	172.2	231.2	1:43.784	156.85	0.750	15:28:35.127
86 - D3	32.623	41.196	29.762	173.0	232.7	1:43.581	157.16	0.547	15:30:18.708
87 - D3	32.642	41.341	29.855	172.8	233.7	1:43.838	156.77	0.804	15:32:02.546
88 - D3	32.636	41.261	30.089	173.0	233.2	1:43.986	156.55	0.952	15:33:46.532
89 - D3	32.611	41.266	IN PIT		232.2	3:04.914	P 88.03	1:21.880	15:36:51.446
90 - D1	OUTLAP	1:19.743	54.544	78.4	79.8	3:22.625	80.34	1:39.591	15:40:14.071
91 - D1	1:06.909	1:19.566	50.888	119.2	79.6	3:17.363	82.48	1:34.329	15:43:31.434
92 - D1	52.643	1:21.108	40.413	151.6	107.1	2:54.164	93.47	1:11.130	15:46:25.598
93 - D1	42.559	56.105	40.376	151.8	156.2	2:19.040	117.08	36.006	15:48:44.638
94 - D1	43.040	1:03.707	38.182	170.6	158.1	2:24.929	112.32	41.895	15:51:09.567
95 - D1	33.177	41.802	29.702	171.1	229.7	1:44.681	155.51	1.647	15:52:54.248
96 - D1	32.909	41.219	29.771	172.2	230.7	1:43.899	156.68	0.865	15:54:38.147
97 - D1	32.828	41.336	30.110	170.8	231.7	1:44.274	156.11	1.240	15:56:22.421
98 - D1	32.888	41.220	29.799	171.9	230.7	1:43.907	156.67	0.873	15:58:06.328
99 - D1	32.884	41.136	30.448	171.4	231.2	1:44.468	155.82	1.434	15:59:50.796
100 - D1	32.968	41.036	29.871	172.2	230.7	1:43.875	156.71	0.841	16:01:34.671
101 - D1	32.807	41.043	29.804	172.5	231.2	1:43.654	157.05	0.620	16:03:18.325
102 - D1	32.845	41.179	44.574	79.1	231.7	1:58.598	137.26	15.564	16:05:16.923
103 - D1	1:06.746	1:19.342	IN PIT		79.8	3:27.324	P 78.52	1:44.290	16:08:44.247
104 - D1	OUTLAP	1:19.409	54.459	79.0	80.0	3:21.682	80.71	1:38.648	16:12:05.929
105 - D1	55.311	56.896	38.667	153.4	80.0	2:30.874	107.89	47.840	16:14:36.803
106 - D1	42.194	55.227	40.166	141.9	191.1	2:17.587	118.31	34.553	16:16:54.390
107 - D1	44.752	59.391	40.614	159.5	192.5	2:24.757	112.45	41.723	16:19:19.147
108 - D1	42.147	55.643	40.423	144.5	203.3	2:18.213	117.78	35.179	16:21:37.360
109 - D1	41.481	54.250	39.397	151.0	213.4	2:15.128	120.47	32.094	16:23:52.488
110 - D1	42.722	53.353	39.996	143.6	210.9	2:16.071	119.63	33.037	16:26:08.559
111 - D1	41.894	1:05.414	32.108	172.8	214.2	2:19.416	116.76	36.382	16:28:27.975
112 - D1	32.788	41.292	29.671	172.5	232.2	1:43.751	156.90	0.717	16:30:11.726
113 - D1	32.712	41.137	29.636	172.2	231.2	1:43.485	157.30	0.451	16:31:55.211
114 - D1	32.700	41.033	29.666	172.8	231.7	1:43.399	157.44	0.365	16:33:38.610
115 - D1	32.681	41.144	29.659	173.3	232.2	1:43.484	157.31	0.450	16:35:22.094
116 - D1	32.693	40.972	29.605	173.6	231.7	1:43.270	157.63	0.236	16:37:05.364
117 - D1	32.596	41.044	29.550	173.6	232.7	1:43.190	157.75	0.156	16:38:48.554
118 - D1	32.516	41.057	29.650	173.6	231.7	1:43.223	157.70	0.189	16:40:31.777
119 - D1	32.606	41.214	29.695	173.3	233.2	1:43.515	157.26	0.481	16:42:15.292
120 - D1	32.601	41.037	29.816	173.9	232.7	1:43.454	157.35	0.420	16:43:58.746
121 - D1	32.722	40.865	29.869	172.8	234.2	1:43.456	157.35	0.422	16:45:42.202
122 - D1	32.631	40.960	29.674	173.9	232.2	1:43.265	157.64	0.231	16:47:25.467
123 - D1	32.642	41.004	29.713	173.0	232.7	1:43.359	157.50	0.325	16:49:08.826
124 - D1	32.655	41.004	29.790	172.8	231.7	1:43.449	157.36	0.415	16:50:52.275
125 - D1	32.591	41.029	29.612	172.8	232.7	1:43.232	157.69	0.198	16:52:35.507
126 - D1	32.629	40.998	29.744	173.3	231.7	1:43.371	157.48	0.337	16:54:18.878

Weather / Track : Showers / Wet

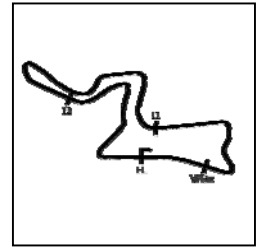
Kyalami Grand Prix Circuit

Circuit Length = 4.522 km

Start: 12:58 Flag 21:58 End: 22:03

# Kyalami 9 Hours

## RACE - SECTOR ANALYSIS



SECTOR 1 = FL to I1, SECTOR 2 = I1 to I2 SECTOR 3 = I2 to I3, SECTOR 4 = I3 to FL, DIFF = Difference To Personal Best Lap, P = Crossed Finish Line in Pit Lane, D = Time Disallowed

127 - D1	32.570	<b>40.825</b>	29.639	173.3	232.2	<b>1:43.034 (1)</b>	<b>157.99</b>		<b>16:56:01.912</b>
128 - D1	32.601	41.030	29.600	173.0	232.2	1:43.231	157.69	0.197	16:57:45.143
129 - D1	32.649	41.054	29.630	172.8	232.7	1:43.333	157.54	0.299	16:59:28.476
130 - D1	32.621	40.989	29.594	173.3	232.7	1:43.204	157.73	0.170	17:01:11.680
131 - D1	32.638	41.117	29.594	173.3	232.7	1:43.349	157.51	0.315	17:02:55.029
132 - D1	32.698	41.050	29.682	172.8	231.7	1:43.430	157.39	0.396	17:04:38.459
133 - D1	32.628	41.339	29.699	172.8	232.2	1:43.666	157.03	0.632	17:06:22.125
134 - D1	32.630	41.624	29.941	172.2	232.2	1:44.195	156.23	1.161	17:08:06.320
135 - D1	32.659	54.412	30.256	171.9	232.7	1:57.327	138.75	14.293	17:10:03.647
136 - D1	32.753	41.505	IN PIT		232.2	2:21.898	<b>P</b> 114.72	38.864	17:12:25.545
137 - D1	OUTLAP	41.325	29.797	172.8	203.7	1:49.022	149.32	5.988	17:14:14.567
138 - D1	32.752	41.354	29.856	172.5	232.7	1:43.962	156.58	0.928	17:15:58.529
139 - D1	32.802	41.223	29.870	172.5	232.7	1:43.895	156.68	0.861	17:17:42.424
140 - D1	32.864	41.520	30.396	171.9	232.7	1:44.780	155.36	1.746	17:19:27.204
141 - D1	32.814	41.497	29.869	172.2	231.7	1:44.180	156.26	1.146	17:21:11.384
142 - D1	32.844	41.235	30.084	172.8	231.7	1:44.163	156.28	1.129	17:22:55.547
143 - D1	33.633	41.631	29.712	173.6	233.7	1:44.976	155.07	1.942	17:24:40.523
144 - D1	32.734	41.357	29.726	173.3	232.2	1:43.817	156.80	0.783	17:26:24.340
145 - D1	32.671	41.372	29.818	172.8	232.2	1:43.861	156.74	0.827	17:28:08.201
146 - D1	32.715	41.189	29.931	173.3	234.2	1:43.835	156.77	0.801	17:29:52.036
147 - D1	32.684	41.468	29.972	172.8	234.2	1:44.124	156.34	1.090	17:31:36.160
148 - D1	32.810	41.359	29.866	172.8	233.7	1:44.035	156.47	1.001	17:33:20.195
149 - D1	32.718	41.279	29.724	173.0	234.2	1:43.721	156.95	0.687	17:35:03.916
150 - D1	32.694	41.242	30.252	170.8	233.7	1:44.188	156.24	1.154	17:36:48.104
151 - D1	32.904	41.238	29.916	172.8	231.2	1:44.058	156.44	1.024	17:38:32.162
152 - D1	32.800	41.150	29.968	172.5	232.7	1:43.918	156.65	0.884	17:40:16.080
153 - D1	32.932	41.908	29.867	173.6	232.2	1:44.707	155.47	1.673	17:42:00.787
154 - D1	32.655	41.248	29.897	173.3	233.2	1:43.800	156.83	0.766	17:43:44.587
155 - D1	32.847	41.361	29.891	173.9	233.7	1:44.099	156.38	1.065	17:45:28.686
156 - D1	32.851	41.137	29.769	173.3	<b>235.8</b>	1:43.757	156.89	0.723	17:47:12.443
157 - D1	32.732	41.051	29.708	174.1	232.7	1:43.491	157.30	0.457	17:48:55.934
158 - D1	32.918	41.264	29.723	173.9	233.7	1:43.905	156.67	0.871	17:50:39.839
159 - D1	43.798	1:19.302	IN PIT		234.2	4:12.910	<b>P</b> 64.36	2:29.876	17:54:52.749
160 - D2	OUTLAP	1:19.497	54.387	78.9	79.7	3:22.484	80.39	1:39.450	17:58:15.233
161 - D2	1:09.638	1:20.457	54.539	79.0	79.7	3:24.634	79.55	1:41.600	18:01:39.867
162 - D2	52.242	1:01.083	43.751	115.1	117.1	2:37.076	103.63	54.042	18:04:16.943
163 - D2	45.258	56.079	35.332	170.6	141.5	2:16.669	119.11	33.635	18:06:33.612
164 - D2	32.963	41.277	29.823	170.6	229.2	1:44.063	156.43	1.029	18:08:17.675
165 - D2	32.955	41.211	29.701	171.1	229.7	1:43.867	156.73	0.833	18:10:01.542
166 - D2	32.865	41.079	29.862	170.8	230.2	1:43.806	156.82	0.772	18:11:45.348
167 - D2	32.775	41.091	29.682	171.9	230.2	1:43.548	157.21	0.514	18:13:28.896
168 - D2	32.744	41.092	29.752	171.7	230.7	1:43.588	157.15	0.554	18:15:12.484
169 - D2	32.644	40.958	29.656	172.2	231.2	1:43.258	157.65	0.224	18:16:55.742
170 - D2	32.596	41.077	29.674	171.9	230.7	1:43.347	157.51	0.313	18:18:39.089
171 - D2	32.642	40.925	29.571	171.9	231.2	1:43.138	<b>(2)</b> 157.83	0.104	18:20:22.227
172 - D2	32.567	41.104	29.638	172.5	231.2	1:43.309	157.57	0.275	18:22:05.536
173 - D2	32.715	41.110	29.532	172.5	231.2	1:43.357	157.50	0.323	18:23:48.893
174 - D2	32.552	41.124	29.639	172.2	231.7	1:43.315	157.56	0.281	18:25:32.208
175 - D2	32.570	41.229	29.683	172.2	231.2	1:43.482	157.31	0.448	18:27:15.690
176 - D2	32.720	41.099	29.607	172.8	231.7	1:43.426	157.39	0.392	18:28:59.116
177 - D2	32.616	41.182	29.661	171.4	231.7	1:43.459	157.34	0.425	18:30:42.575
178 - D2	32.745	41.247	29.603	171.9	230.2	1:43.595	157.14	0.561	18:32:26.170
179 - D2	32.795	41.295	29.752	171.9	231.2	1:43.842	156.76	0.808	18:34:10.012
180 - D2	32.733	41.047	29.714	171.9	230.7	1:43.494	157.29	0.460	18:35:53.506
181 - D2	32.704	41.363	29.893	171.7	231.2	1:43.960	156.59	0.926	18:37:37.466
182 - D2	32.736	41.172	29.701	171.7	231.2	1:43.609	157.12	0.575	18:39:21.075
183 - D2	32.767	41.380	29.640	172.5	231.7	1:43.787	156.85	0.753	18:41:04.862
184 - D2	32.790	41.186	29.576	172.5	231.2	1:43.552	157.20	0.518	18:42:48.414
185 - D2	32.729	41.211	29.583	172.5	231.7	1:43.523	157.25	0.489	18:44:31.937
186 - D2	32.726	41.199	29.650	172.8	231.7	1:43.575	157.17	0.541	18:46:15.512
187 - D2	32.644	41.090	29.593	172.8	232.2	1:43.327	157.55	0.293	18:47:58.839
188 - D2	32.699	41.156	29.694	172.5	231.7	1:43.549	157.21	0.515	18:49:42.388
189 - D2	32.564	41.252	29.832	172.8	231.7	1:43.648	157.06	0.614	18:51:26.036
190 - D2	32.666	41.276	29.659	173.3	232.2	1:43.601	157.13	0.567	18:53:09.637
191 - D2	<b>32.481</b>	41.130	29.544	174.4	233.7	1:43.155	<b>(3)</b> 157.81	0.121	18:54:52.792

Weather / Track : Showers / Wet

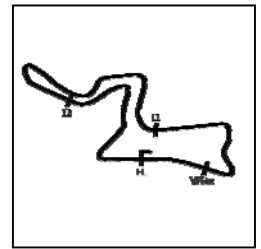
Kyalami Grand Prix Circuit

Circuit Length = 4.522 km

Start: 12:58 Flag 21:58 End: 22:03

# Kyalami 9 Hours

## RACE - SECTOR ANALYSIS



SECTOR 1 = FL to I1, SECTOR 2 = I1 to I2 SECTOR 3 = I2 to I3, SECTOR 4 = I3 to FL, DIFF = Difference To Personal Best Lap, P = Crossed Finish Line in Pit Lane, D = Time Disallowed

192 - D2	32.485	41.080	29.662	173.6	233.2	1:43.227	157.70	0.193	18:56:36.019
193 - D2	32.659	40.955	IN PIT		232.7	2:20.870	P 115.56	37.836	18:58:56.889
194 - D2	OUTLAP	41.589	29.783	172.5	204.1	1:49.553	148.59	6.519	19:00:46.442
195 - D2	32.679	41.653	29.829	172.8	233.2	1:44.161	156.28	1.127	19:02:30.603
196 - D2	32.885	43.587	29.927	172.8	234.2	1:46.399	153.00	3.365	19:04:17.002
197 - D2	32.729	41.614	29.796	172.8	233.7	1:44.139	156.32	1.105	19:06:01.141
198 - D2	32.774	41.855	30.579	171.9	232.7	1:45.208	154.73	2.174	19:07:46.349
199 - D2	32.966	42.085	30.108	172.8	232.7	1:45.159	154.80	2.125	19:09:31.508
200 - D2	32.815	41.357	29.762	172.8	232.7	1:43.934	156.63	0.900	19:11:15.442
201 - D2	32.707	41.325	30.237	172.5	232.7	1:44.269	156.12	1.235	19:12:59.711
202 - D2	32.681	41.345	29.753	173.6	232.7	1:43.779	156.86	0.745	19:14:43.490
203 - D2	32.931	41.454	30.287	172.8	233.7	1:44.672	155.52	1.638	19:16:28.162
204 - D2	32.836	41.596	29.857	172.2	232.7	1:44.289	156.09	1.255	19:18:12.451
205 - D2	32.707	41.443	29.701	173.6	231.7	1:43.851	156.75	0.817	19:19:56.302
206 - D2	32.734	41.300	29.751	172.8	232.2	1:43.785	156.85	0.751	19:21:40.087
207 - D2	32.655	41.375	29.645	172.8	231.7	1:43.675	157.02	0.641	19:23:23.762
208 - D2	32.716	41.221	29.752	172.8	231.2	1:43.689	157.00	0.655	19:25:07.451
209 - D2	32.778	41.219	29.618	174.4	231.2	1:43.615	157.11	0.581	19:26:51.066
210 - D2	32.937	41.227	29.569	174.7	232.7	1:43.733	156.93	0.699	19:28:34.799
211 - D2	32.559	41.152	29.508	174.4	232.7	1:43.219	157.71	0.185	19:30:18.018
212 - D2	32.553	41.258	29.622	174.4	233.2	1:43.433	157.38	0.399	19:32:01.451
213 - D2	32.568	41.234	IN PIT		233.2	2:38.738	P 102.55	55.704	19:34:40.189
214 - D2	OUTLAP	1:19.466	54.365	79.1	80.1	3:21.881	80.63	1:38.847	19:38:02.070
215 - D2	1:06.826	1:20.542	56.006	79.1	79.8	3:23.374	80.04	1:40.340	19:41:25.444
216 - D2	1:08.501	1:23.787	IN PIT		79.9	4:50.692	P 56.00	3:07.658	19:46:16.136
217 - D3	OUTLAP	1:21.259	56.063	77.7	78.5	3:27.509	78.45	1:44.475	19:49:43.645
218 - D3	1:11.028	1:26.894	1:01.394	85.5	78.6	3:39.316	74.22	1:56.282	19:53:22.961
219 - D3	1:08.606	1:21.187	55.690	102.3	101.5	3:25.483	79.22	1:42.449	19:56:48.444
220 - D3	59.134	1:19.388	55.587	109.7	123.9	3:14.109	83.86	1:31.075	20:00:02.553
221 - D3	58.360	1:17.521	1:00.616	98.7	131.5	3:16.497	82.84	1:33.463	20:03:19.050
222 - D3	1:03.182	1:16.528	55.143	100.0	102.1	3:14.853	83.54	1:31.819	20:06:33.903
223 - D3	1:00.395	1:17.085	55.281	101.0	131.3	3:12.761	84.45	1:29.727	20:09:46.664
224 - D3	1:00.028	1:36.327	1:08.505	64.2	107.0	3:44.860	72.39	2:01.826	20:13:31.524
225 - D3	1:31.225	2:01.725	1:17.469	51.6	74.1	4:50.419	56.05	3:07.385	20:18:21.943
226 - D3	1:31.720	1:38.886	1:11.224	60.7	62.7	4:21.830	62.17	2:38.796	20:22:43.773
227 - D3	1:27.930	1:38.800	1:08.758	70.9	56.6	4:15.488	63.71	2:32.454	20:26:59.261
228 - D3	1:18.777	1:29.513	1:01.194	92.7	74.7	3:49.484	70.93	2:06.450	20:30:48.745
229 - D3	1:06.582	1:23.768	58.093	85.4	98.4	3:28.443	78.09	1:45.409	20:34:17.188
230 - D3	1:08.364	1:35.823	1:03.467	83.4	100.1	3:47.654	71.50	2:04.620	20:38:04.842
231 - D3	1:08.936	1:22.198	1:02.407	81.5	85.4	3:33.541	76.23	1:50.507	20:41:38.383
232 - D3	1:13.625	1:38.213	1:05.567	71.6	84.7	3:57.405	68.57	2:14.371	20:45:35.788
233 - D3	1:19.532	1:30.369	1:02.475	78.3	68.8	3:52.376	70.05	2:09.342	20:49:28.164
234 - D3	1:13.288	1:33.059	IN PIT		80.9	4:16.888	P 63.37	2:33.854	20:53:45.052
235 - D3	OUTLAP	1:32.327	54.607	91.4	136.3	3:34.266	75.97	1:51.232	20:57:19.318
236 - D3	1:08.553	1:21.205	57.536	87.5	99.5	3:27.294	78.53	1:44.260	21:00:46.612
237 - D3	1:02.276	1:32.259	1:03.905	67.5	111.2	3:38.440	74.52	1:55.406	21:04:25.052
238 - D3	1:15.600	1:21.972	53.048	85.6	73.6	3:30.620	77.29	1:47.586	21:07:55.672
239 - D3	54.350	1:21.776	1:03.763	75.1	126.0	3:19.889	81.44	1:36.855	21:11:15.561
240 - D3	1:09.266	1:20.172	55.465	86.3	87.6	3:24.903	79.44	1:41.869	21:14:40.464
241 - D3	1:01.909	1:19.013	1:03.531	74.6	102.2	3:24.453	79.62	1:41.419	21:18:04.917
242 - D3	1:11.359	1:22.358	1:01.114	80.8	81.9	3:34.831	75.77	1:51.797	21:21:39.748
243 - D3	1:09.701	1:12.849	53.286	107.3	86.4	3:15.836	83.12	1:32.802	21:24:55.584
244 - D3	54.142	1:12.583	51.395	136.0	106.1	2:58.120	91.39	1:15.086	21:27:53.704
245 - D3	56.302	1:11.660	49.233	129.0	120.0	2:57.195	91.87	1:14.161	21:30:50.899
246 - D3	52.103	1:13.182	43.180	165.8	113.4	2:48.465	96.63	1:05.431	21:33:39.364
247 - D3	38.173	49.247	34.542	167.4	204.1	2:01.962	133.47	18.928	21:35:41.326
248 - D3	37.009	47.413	33.533	166.1	222.6	1:57.955	138.01	14.921	21:37:39.281
249 - D3	38.013	47.680	33.593	166.4	173.0	1:59.286	136.47	16.252	21:39:38.567
250 - D3	36.812	47.278	33.242	165.3	223.1	1:57.332	138.74	14.298	21:41:35.899
251 - D3	36.617	46.797	33.161	166.6	223.1	1:56.575	139.64	13.541	21:43:32.474
252 - D3	36.319	46.878	33.044	166.9	223.6	1:56.241	140.04	13.207	21:45:28.715
253 - D3	36.224	47.193	33.264	167.4	224.5	1:56.681	139.51	13.647	21:47:25.396
254 - D3	36.373	46.980	33.079	168.2	225.4	1:56.432	139.81	13.398	21:49:21.828
255 - D3	36.404	46.902	32.735	167.7	225.4	1:56.041	140.28	13.007	21:51:17.869
256 - D3	36.027	46.720	32.769	168.2	225.9	1:55.516	140.92	12.482	21:53:13.385

Weather / Track : Showers / Wet

Kyalami Grand Prix Circuit

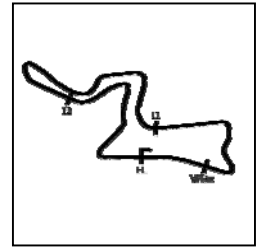
Circuit Length = 4.522 km

Start: 12:58 Flag 21:58 End: 22:03



# Kyalami 9 Hours

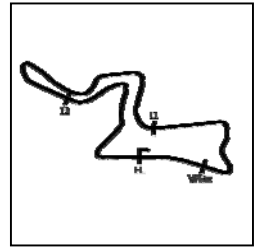
## RACE - SECTOR ANALYSIS



SECTOR 1 = FL to I1,		SECTOR 2 = I1 to I2		SECTOR 3 = I2 to I3,		SECTOR 4 = I3 to FL,		DIFF = Difference To Personal Best Lap,		P = Crossed Finish Line in Pit Lane,		D = Time Disallowed	
257 - D3	35.910		46.474		32.736	168.2	226.8	1:55.120	141.41	12.086	21:55:08.505		
258 - D3	35.611		46.355		33.219	169.0	227.8	1:55.185	141.33	12.151	21:57:03.690		
259 - D3	35.606		46.377		32.807	167.1	227.3	1:54.790	141.81	11.756	21:58:58.480		

# Kyalami 9 Hours

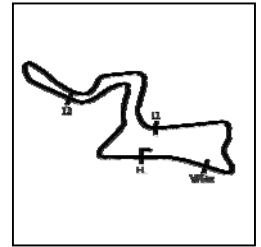
## RACE - SECTOR ANALYSIS



SECTOR 1 = FL to I1, SECTOR 2 = I1 to I2 SECTOR 3 = I2 to I3, SECTOR 4 = I3 to FL, DIFF = Difference To Personal Best Lap, P = Crossed Finish Line in Pit Lane, D = Time Disallowed

# Kyalami 9 Hours

## RACE - SECTOR ANALYSIS



SECTOR 1 = FL to I1, SECTOR 2 = I1 to I2 SECTOR 3 = I2 to I3, SECTOR 4 = I3 to FL, DIFF = Difference To Personal Best Lap, P = Crossed Finish Line in Pit Lane, D = Time Disallowed

P4 29 Pro Audi Sport Team Land		Audi R8 LMS GT3 2019							
IDEAL LAP TIME : 1:42.892		BEST LAP TIME : 1:43.144		DIFFERENCE : 0.252					
D1: Markus WINKELHOCK		D2: Christopher MIES		D3: Christopher HAASE					
LAP	SECTOR 1	SECTOR 2	SECTOR 3	SPEED TRAP	LAP TIME	KPH	DIFF	TIME OF DAY	
1 - D1		42.239	30.212	171.4	219.5	1:50.701	147.05	7.557	13:00:34.040
2 - D1	33.288	42.136	30.266	171.7	231.2	1:45.690	154.02	2.546	13:02:19.730
3 - D1	33.397	41.991	30.038	171.9	232.7	1:45.426	154.41	2.282	13:04:05.156
4 - D1	33.060	42.014	30.078	170.6	232.2	1:45.152	154.81	2.008	13:05:50.308
5 - D1	33.631	42.242	30.151	170.3	231.2	1:46.024	153.54	2.880	13:07:36.332
6 - D1	33.164	41.672	29.993	170.6	230.2	1:44.829	155.29	1.685	13:09:21.161
7 - D1	32.985	41.776	29.986	170.8	230.7	1:44.747	155.41	1.603	13:11:05.908
8 - D1	33.244	41.918	30.117	171.1	231.2	1:45.279	154.62	2.135	13:12:51.187
9 - D1	33.091	41.641	29.952	170.6	230.7	1:44.684	155.50	1.540	13:14:35.871
10 - D1	32.945	41.553	29.922	171.4	231.7	1:44.420	155.90	1.276	13:16:20.291
11 - D1	33.088	41.524	29.803	171.4	229.7	1:44.415	155.90	1.271	13:18:04.706
12 - D1	32.811	41.549	29.808	171.7	230.2	1:44.168	156.27	1.024	13:19:48.874
13 - D1	32.904	41.427	29.884	171.4	230.7	1:44.215	156.20	1.071	13:21:33.089
14 - D1	33.001	41.594	29.896	171.1	231.2	1:44.491	155.79	1.347	13:23:17.580
15 - D1	32.934	41.667	30.257	171.7	231.2	1:44.858	155.24	1.714	13:25:02.438
16 - D1	32.953	41.452	29.844	170.8	231.7	1:44.249	156.15	1.105	13:26:46.687
17 - D1	33.016	41.615	29.800	171.4	231.2	1:44.431	155.88	1.287	13:28:31.118
18 - D1	33.301	41.855	29.902	171.1	230.2	1:45.058	154.95	1.914	13:30:16.176
19 - D1	33.067	41.758	29.707	171.1	230.7	1:44.532	155.73	1.388	13:32:00.708
20 - D1	32.910	41.504	29.905	170.3	230.7	1:44.319	156.05	1.175	13:33:45.027
21 - D1	33.019	41.470	29.737	171.9	229.7	1:44.226	156.19	1.082	13:35:29.253
22 - D1	32.986	41.557	29.779	171.7	230.7	1:44.322	156.04	1.178	13:37:13.575
23 - D1	32.937	41.382	29.808	171.9	230.7	1:44.127	156.33	0.983	13:38:57.702
24 - D1	32.897	41.313	29.757	171.4	230.2	1:43.967	156.58	0.823	13:40:41.669
25 - D1	33.041	41.460	29.746	170.6	232.7	1:44.247	156.15	1.103	13:42:25.916
26 - D1	32.941	41.335	29.807	170.8	231.2	1:44.083	156.40	0.939	13:44:09.999
27 - D1	32.769	41.462	29.675	170.8	232.2	1:43.906	156.67	0.762	13:45:53.905
28 - D1	32.896	41.173	29.718	171.4	231.2	1:43.787	156.85	0.643	13:47:37.692
29 - D1	32.910	41.511	29.711	171.7	231.7	1:44.132	156.33	0.988	13:49:21.824
30 - D1	32.841	41.230	29.837	171.9	231.2	1:43.908	156.66	0.764	13:51:05.732
31 - D1	32.949	41.379	29.635	171.9	232.7	1:43.963	156.58	0.819	13:52:49.695
32 - D1	32.866	41.333	29.971	170.8	232.2	1:44.170	156.27	1.026	13:54:33.865
33 - D1	33.201	41.310	29.599	172.5	233.7	1:44.110	156.36	0.966	13:56:17.975
34 - D1	32.697	41.369	29.779	171.9	233.2	1:43.845	156.76	0.701	13:58:01.820
35 - D1	32.926	41.485	IN PIT		231.7	3:05.916	P 87.56	1:22.772	14:01:07.736
36 - D2	OUTLAP	41.949	29.853	170.3	199.2	1:51.231	146.35	8.087	14:02:58.967
37 - D2	32.923	41.266	29.775	170.0	229.2	1:43.964	156.58	0.820	14:04:42.931
38 - D2	33.426	41.251	29.712	170.8	229.2	1:44.389	155.94	1.245	14:06:27.320
39 - D2	32.867	41.736	29.694	169.8	228.8	1:44.297	156.08	1.153	14:08:11.617
40 - D2	32.924	41.401	29.998	170.0	228.3	1:44.323	156.04	1.179	14:09:55.940
41 - D2	32.929	41.376	29.717	170.6	229.2	1:44.022	156.49	0.878	14:11:39.962
42 - D2	32.950	41.631	29.758	171.1	229.7	1:44.339	156.02	1.195	14:13:24.301
43 - D2	32.910	41.395	30.383	170.6	230.7	1:44.688	155.50	1.544	14:15:08.989
44 - D2	32.882	41.474	29.796	171.4	229.7	1:44.152	156.30	1.008	14:16:53.141
45 - D2	33.272	41.503	30.376	171.4	231.7	1:45.151	154.81	2.007	14:18:38.292
46 - D2	33.257	41.147	29.672	171.9	233.2	1:44.076	156.41	0.932	14:20:22.368
47 - D2	32.875	41.340	29.694	171.9	232.2	1:43.909	156.66	0.765	14:22:06.277
48 - D2	33.017	41.217	29.750	172.5	232.7	1:43.984	156.55	0.840	14:23:50.261
49 - D2	33.255	41.854	29.661	172.2	231.7	1:44.770	155.38	1.626	14:25:35.031
50 - D2	32.795	41.162	29.748	171.9	230.2	1:43.705	156.97	0.561	14:27:18.736
51 - D2	33.302	41.253	29.756	171.9	231.2	1:44.311	156.06	1.167	14:29:03.047
52 - D2	32.629	41.297	29.776	172.8	231.7	1:43.702	156.98	0.558	14:30:46.749
53 - D2	32.841	41.700	29.659	172.2	232.7	1:44.200	156.23	1.056	14:32:30.949
54 - D2	32.930	41.310	29.916	172.2	230.2	1:44.156	156.29	1.012	14:34:15.105
55 - D2	32.689	41.231	29.567	171.1	231.2	1:43.487	157.30	0.343	14:35:58.592
56 - D2	<b>32.510</b>	41.179	29.775	171.4	232.2	1:43.464	157.34	0.320	14:37:42.056
57 - D2	32.850	41.293	29.843	171.9	232.7	1:43.986	156.55	0.842	14:39:26.042
58 - D2	32.606	41.241	29.600	172.2	232.7	1:43.447	157.36	0.303	14:41:09.489
59 - D2	32.718	41.400	29.528	172.8	231.2	1:43.646	157.06	0.502	14:42:53.135
60 - D2	32.594	41.329	29.610	172.5	233.7	1:43.533	157.23	0.389	14:44:36.668
61 - D2	32.743	41.373	29.631	173.3	232.7	1:43.747	156.91	0.603	14:46:20.415

Kyalami Grand Prix Circuit

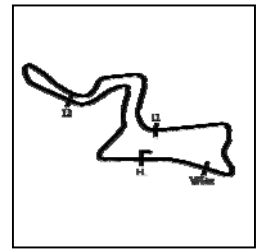
Circuit Length = 4.522 km

Start: 12:58 Flag 21:58 End: 22:03

Weather / Track : Showers / Wet

# Kyalami 9 Hours

## RACE - SECTOR ANALYSIS



SECTOR 1 = FL to I1, SECTOR 2 = I1 to I2 SECTOR 3 = I2 to I3, SECTOR 4 = I3 to FL, DIFF = Difference To Personal Best Lap, P = Crossed Finish Line in Pit Lane, D = Time Disallowed

62 - D2	32.732	41.488	29.863	173.0	233.7	1:44.083	156.40	0.939	14:48:04.498
63 - D2	33.117	41.357	29.936	173.0	233.7	1:44.410	155.91	1.266	14:49:48.908
64 - D2	32.712	41.424	29.735	173.6	233.2	1:43.871	156.72	0.727	14:51:32.779
65 - D2	33.048	41.725	29.799	172.8	234.2	1:44.572	155.67	1.428	14:53:17.351
66 - D2	32.530	41.128	29.505	172.8	231.2	1:43.163 (2)	157.80	0.019	14:55:00.514
67 - D2	32.620	41.716	29.617	172.5	232.2	1:43.953	156.60	0.809	14:56:44.467
68 - D2	32.574	41.008	29.562	172.2	233.2	1:43.144 (1)	157.82		14:58:27.611
69 - D2	32.570	41.185	29.569	172.5	232.2	1:43.324	157.55	0.180	15:00:10.935
70 - D2	32.584	41.111	29.629	173.0	232.7	1:43.324	157.55	0.180	15:01:54.259
71 - D2	32.657	41.147	29.665	172.8	234.2	1:43.469	157.33	0.325	15:03:37.728
72 - D2	32.615	42.017	IN PIT		233.7	3:05.221 P	87.89	1:22.077	15:06:42.949
73 - D3	OUTLAP	42.237	29.875	169.8	199.2	1:51.640	145.81	8.496	15:08:34.589
74 - D3	32.900	41.332	29.741	169.8	228.8	1:43.973	156.57	0.829	15:10:18.562
75 - D3	33.062	41.514	29.721	169.0	228.8	1:44.297	156.08	1.153	15:12:02.859
76 - D3	32.974	41.381	29.734	170.3	230.2	1:44.089	156.39	0.945	15:13:46.948
77 - D3	32.801	41.163	29.647	171.1	230.2	1:43.611	157.11	0.467	15:15:30.559
78 - D3	32.867	41.151	30.014	172.2	231.2	1:44.032	156.48	0.888	15:17:14.591
79 - D3	32.834	41.078	29.680	171.4	234.7	1:43.592	157.14	0.448	15:18:58.183
80 - D3	32.717	41.140	29.678	171.1	231.7	1:43.535	157.23	0.391	15:20:41.718
81 - D3	32.812	41.321	29.689	171.7	231.2	1:43.822	156.79	0.678	15:22:25.540
82 - D3	32.849	41.346	29.950	170.8	231.7	1:44.145	156.31	1.001	15:24:09.685
83 - D3	32.991	41.333	29.780	171.7	230.2	1:44.104	156.37	0.960	15:25:53.789
84 - D3	32.642	41.107	29.652	171.7	231.7	1:43.401	157.43	0.257	15:27:37.190
85 - D3	32.726	41.258	29.642	171.9	233.2	1:43.626	157.09	0.482	15:29:20.816
86 - D3	32.693	41.175	29.759	172.8	233.7	1:43.627	157.09	0.483	15:31:04.443
87 - D3	33.019	41.553	29.968	172.2	235.8	1:44.540	155.72	1.396	15:32:48.983
88 - D3	32.877	41.442	29.873	172.2	234.2	1:44.192	156.24	1.048	15:34:33.175
89 - D3	32.834	1:08.419	IN PIT		233.7	4:06.679 P	65.99	2:23.535	15:38:39.854
90 - D3	OUTLAP	1:19.446	54.377	79.2	80.1	3:21.946	80.61	1:38.802	15:42:01.800
91 - D3	1:06.826	44.567	32.455	127.3	80.2	2:23.848	113.16	40.704	15:44:25.648
92 - D3	37.886	53.738	39.618	132.6	169.2	2:11.242	124.03	28.098	15:46:36.890
93 - D3	44.615	54.878	38.955	150.2	155.6	2:18.448	117.58	35.304	15:48:55.338
94 - D3	45.100	58.946	37.549	171.9	185.5	2:21.595	114.97	38.451	15:51:16.933
95 - D3	34.067	42.058	30.099	171.4	235.8	1:46.224	153.25	3.080	15:53:03.157
96 - D3	32.862	41.798	29.763	171.9	232.2	1:44.423	155.89	1.279	15:54:47.580
97 - D3	32.930	41.261	IN PIT		232.7	1:56.705 P	139.49	13.561	15:56:44.285
98 - D3	OUTLAP	41.196	29.829	169.8	204.1	1:48.885	149.50	5.741	15:58:33.170
99 - D3	32.675	41.287	29.486	171.1	230.2	1:43.448	157.36	0.304	16:00:16.618
100 - D3	32.637	41.840	31.925	170.8	231.7	1:46.402	152.99	3.258	16:02:03.020
101 - D3	32.849	41.138	29.878	170.6	230.2	1:43.865	156.73	0.721	16:03:46.885
102 - D3	32.665	1:01.383	IN PIT		231.7	3:44.433 P	72.53	2:01.289	16:07:31.318
103 - D1	OUTLAP	1:20.207	56.322	79.3	80.2	3:25.013	79.40	1:41.869	16:10:56.331
104 - D1	1:06.773	1:15.742	41.732	149.7	80.2	3:04.247	88.35	1:21.103	16:14:00.578
105 - D1	38.052	49.871	35.941	168.4	219.5	2:03.864	131.42	20.720	16:16:04.442
106 - D1	37.709	50.432	35.220	167.9	209.7	2:03.361	131.96	20.217	16:18:07.803
107 - D1	36.425	48.876	35.832	169.0	228.8	2:01.133	134.39	17.989	16:20:08.936
108 - D1	37.828	48.006	33.158	169.0	226.4	1:58.992	136.80	15.848	16:22:07.928
109 - D1	36.761	48.358	IN PIT		228.8	2:35.814 P	104.47	52.670	16:24:43.742
110 - D1	OUTLAP	44.080	31.627	169.5	201.8	1:55.230	141.27	12.086	16:26:38.972
111 - D1	36.147	52.811	36.069	169.5	229.7	2:05.027	130.20	21.883	16:28:43.999
112 - D1	33.338	41.708	30.001	170.3	228.3	1:45.047	154.97	1.903	16:30:29.046
113 - D1	33.024	41.577	30.098	170.8	230.2	1:44.699	155.48	1.555	16:32:13.745
114 - D1	32.823	41.577	29.869	171.1	230.7	1:44.269	156.12	1.125	16:33:58.014
115 - D1	33.137	41.412	29.797	170.8	231.7	1:44.346	156.01	1.202	16:35:42.360
116 - D1	33.201	41.672	30.175	171.1	230.2	1:45.048	154.96	1.904	16:37:27.408
117 - D1	32.810	41.417	29.981	171.4	230.7	1:44.208	156.21	1.064	16:39:11.616
118 - D1	32.775	41.254	29.632	170.8	229.7	1:43.661	157.04	0.517	16:40:55.277
119 - D1	32.925	42.110	29.727	171.1	231.2	1:44.762	155.39	1.618	16:42:40.039
120 - D1	33.046	41.488	29.597	171.4	230.7	1:44.131	156.33	0.987	16:44:24.170
121 - D1	33.967	41.228	29.773	171.7	193.2	1:44.968	155.08	1.824	16:46:09.138
122 - D1	32.795	41.614	29.783	171.9	233.2	1:44.192	156.24	1.048	16:47:53.330
123 - D1	32.920	41.780	29.701	170.8	232.2	1:44.401	155.92	1.257	16:49:37.731
124 - D1	32.727	41.201	29.641	170.8	230.7	1:43.569	157.18	0.425	16:51:21.300
125 - D1	32.756	41.619	29.773	170.0	231.7	1:44.148	156.30	1.004	16:53:05.448
126 - D1	33.034	41.608	29.713	171.4	230.2	1:44.355	155.99	1.211	16:54:49.803

Weather / Track : Showers / Wet

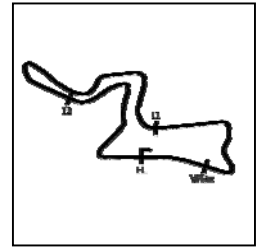
Kyalami Grand Prix Circuit

Circuit Length = 4.522 km

Start: 12:58 Flag 21:58 End: 22:03

# Kyalami 9 Hours

## RACE - SECTOR ANALYSIS



SECTOR 1 = FL to I1,		SECTOR 2 = I1 to I2		SECTOR 3 = I2 to I3,		SECTOR 4 = I3 to FL,		DIFF = Difference To Personal Best Lap,	P = Crossed Finish Line in Pit Lane,	D = Time Disallowed
127 - D1	33.121	41.569	29.914	171.7	231.2	1:44.604	155.62	1.460	16:56:34.407	
128 - D1	32.750	41.393	29.663	170.8	231.7	1:43.806	156.82	0.662	16:58:18.213	
129 - D1	32.870	41.341	29.669	171.4	231.2	1:43.880	156.71	0.736	17:00:02.093	
130 - D1	32.799	41.295	29.613	171.4	231.2	1:43.707	156.97	0.563	17:01:45.800	
131 - D1	32.844	41.418	29.645	172.2	231.7	1:43.907	156.67	0.763	17:03:29.707	
132 - D1	32.899	41.276	29.746	171.7	232.7	1:43.921	156.64	0.777	17:05:13.628	
133 - D1	32.762	41.436	29.960	171.9	232.2	1:44.158	156.29	1.014	17:06:57.786	
134 - D1	32.892	41.397	29.781	171.9	232.7	1:44.070	156.42	0.926	17:08:41.856	
135 - D1	33.003	41.475	30.020	172.2	230.2	1:44.498	155.78	1.354	17:10:26.354	
136 - D1	33.150	42.641	30.900	171.1	232.2	1:46.691	152.58	3.547	17:12:13.045	
137 - D1	33.742	42.177	30.055	169.2	232.2	1:45.974	153.61	2.830	17:13:59.019	
138 - D1	32.830	41.626	29.591	171.9	231.7	1:44.047	156.46	0.903	17:15:43.066	
139 - D1	32.706	45.236	29.767	171.1	232.2	1:47.709	151.14	4.565	17:17:30.775	
140 - D1	32.885	41.909	29.567	171.9	231.7	1:44.361	155.98	1.217	17:19:15.136	
141 - D1	32.692	41.308	29.502	171.4	231.2	1:43.502	157.28	0.358	17:20:58.638	
142 - D1	32.824	40.976	29.479	171.7	231.2	1:43.279	157.62	0.135	17:22:41.917	
143 - D1	32.651	41.192	29.594	172.5	231.7	1:43.437	157.38	0.293	17:24:25.354	
144 - D1	32.689	41.873	29.464	171.1	231.7	1:44.026	156.49	0.882	17:26:09.380	
145 - D1	32.662	41.432	29.717	171.7	230.7	1:43.811	156.81	0.667	17:27:53.191	
146 - D1	32.955	41.826	IN PIT		232.2	3:12.253	P 84.67	1:29.109	17:31:05.444	
147 - D2	OUTLAP	41.971	29.855	170.6	200.0	1:51.522	145.97	8.378	17:32:56.966	
148 - D2	32.761	41.731	29.757	171.4	230.2	1:44.249	156.15	1.105	17:34:41.215	
149 - D2	33.045	41.329	29.537	171.4	230.7	1:43.911	156.66	0.767	17:36:25.126	
150 - D2	33.494	41.214	29.619	171.4	230.2	1:44.327	156.04	1.183	17:38:09.453	
151 - D2	32.699	41.261	29.624	171.7	231.2	1:43.584	157.15	0.440	17:39:53.037	
152 - D2	32.697	41.192	29.637	172.2	231.2	1:43.526	157.24	0.382	17:41:36.563	
153 - D2	32.792	41.297	29.525	171.1	232.2	1:43.614	157.11	0.470	17:43:20.177	
154 - D2	32.916	41.300	30.388	171.4	231.7	1:44.604	155.62	1.460	17:45:04.781	
155 - D2	32.684	41.136	29.519	171.7	231.2	1:43.339	157.53	0.195	17:46:48.120	
156 - D2	32.654	41.052	29.590	171.9	231.2	1:43.296	157.59	0.152	17:48:31.416	
157 - D2	33.236	41.186	29.511	172.2	233.2	1:43.933	156.63	0.789	17:50:15.349	
158 - D2	32.636	1:07.445	54.194	79.5	231.2	2:34.275	105.52	51.131	17:52:49.624	
159 - D2	1:06.613	1:19.346	54.287	79.4	80.3	3:20.246	81.29	1:37.102	17:56:09.870	
160 - D2	1:06.683	1:19.307	IN PIT		80.3	3:51.304	P 70.38	2:08.160	18:00:01.174	
161 - D2	OUTLAP	1:09.136	32.647	167.4	80.4	2:49.720	95.91	1:06.576	18:02:50.894	
162 - D2	34.710	42.480	30.425	168.7	206.1	1:47.615	151.27	4.471	18:04:38.509	
163 - D2	38.113	50.869	35.953	172.2	224.5	2:04.935	130.30	21.791	18:06:43.444	
164 - D2	34.017	41.973	30.044	171.9	232.7	1:46.034	153.52	2.890	18:08:29.478	
165 - D2	32.718	41.394	29.643	171.7	230.7	1:43.755	156.90	0.611	18:10:13.233	
166 - D2	32.826	41.395	29.602	171.9	231.7	1:43.823	156.79	0.679	18:11:57.056	
167 - D2	32.799	41.428	29.670	172.2	231.2	1:43.897	156.68	0.753	18:13:40.953	
168 - D2	32.664	41.512	29.499	171.7	231.7	1:43.675	157.02	0.531	18:15:24.628	
169 - D2	32.697	41.215	29.607	171.4	232.2	1:43.519	157.25	0.375	18:17:08.147	
170 - D2	33.181	41.095	29.711	171.9	231.7	1:43.987	156.55	0.843	18:18:52.134	
171 - D2	32.792	41.221	29.518	171.9	232.2	1:43.531	157.23	0.387	18:20:35.665	
172 - D2	32.865	41.207	29.521	172.2	232.2	1:43.593	157.14	0.449	18:22:19.258	
173 - D2	32.632	41.191	29.618	171.9	231.7	1:43.441	157.37	0.297	18:24:02.699	
174 - D2	32.608	41.385	29.708	172.5	232.7	1:43.701	156.98	0.557	18:25:46.400	
175 - D2	32.661	41.506	29.741	171.9	232.7	1:43.908	156.66	0.764	18:27:30.308	
176 - D2	32.865	41.441	29.686	172.5	232.7	1:43.992	156.54	0.848	18:29:14.300	
177 - D2	32.732	41.508	29.716	171.4	232.7	1:43.956	156.59	0.812	18:30:58.256	
178 - D2	32.945	41.368	29.622	172.8	232.7	1:43.935	156.62	0.791	18:32:42.191	
179 - D2	32.751	41.381	29.537	172.5	231.7	1:43.669	157.03	0.525	18:34:25.860	
180 - D2	32.659	41.010	29.510	172.8	232.2	1:43.179	(3) 157.77	0.035	18:36:09.039	
181 - D2	32.651	41.254	29.672	173.6	233.2	1:43.577	157.17	0.433	18:37:52.616	
182 - D2	33.094	41.225	29.644	172.2	233.2	1:43.963	156.58	0.819	18:39:36.579	
183 - D2	32.652	41.322	29.789	172.8	233.2	1:43.763	156.88	0.619	18:41:20.342	
184 - D2	32.593	41.508	29.721	173.0	233.7	1:43.822	156.79	0.678	18:43:04.164	
185 - D2	32.583	41.547	30.338	173.9	233.7	1:44.468	155.82	1.324	18:44:48.632	
186 - D2	33.046	41.377	29.832	173.6	235.2	1:44.255	156.14	1.111	18:46:32.887	
187 - D2	33.224	41.380	29.769	172.5	234.7	1:44.373	155.97	1.229	18:48:17.260	
188 - D2	32.760	41.098	29.589	173.0	232.2	1:43.447	157.36	0.303	18:50:00.707	
189 - D2	32.676	41.134	29.542	172.8	232.2	1:43.352	157.51	0.208	18:51:44.059	
190 - D2	32.641	41.095	29.565	172.8	232.2	1:43.301	157.58	0.157	18:53:27.360	
191 - D2	32.636	41.162	29.604	173.3	233.2	1:43.402	157.43	0.258	18:55:10.762	

Weather / Track : Showers / Wet

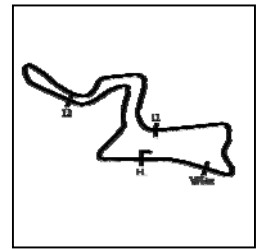
Kyalami Grand Prix Circuit

Circuit Length = 4.522 km

Start: 12:58 Flag 21:58 End: 22:03

# Kyalami 9 Hours

## RACE - SECTOR ANALYSIS



SECTOR 1 = FL to I1, SECTOR 2 = I1 to I2 SECTOR 3 = I2 to I3, SECTOR 4 = I3 to FL, DIFF = Difference To Personal Best Lap, P = Crossed Finish Line in Pit Lane, D = Time Disallowed

192 - D2	32.644	<b>40.918</b>	29.691	173.9	233.2	1:43.253	157.66	0.109	18:56:54.015
193 - D2	32.740	41.582	29.600	173.6	233.2	1:43.922	156.64	0.778	18:58:37.937
194 - D2	32.614	41.197	29.549	173.9	233.2	1:43.360	157.50	0.216	19:00:21.297
195 - D2	32.620	41.221	29.602	174.1	232.2	1:43.443	157.37	0.299	19:02:04.740
196 - D2	32.685	41.194	IN PIT		233.2	2:56.186	<b>P</b> 92.39	1:13.042	19:05:00.926
197 - D2	OUTLAP	42.019	29.897	172.8	201.4	1:51.400	146.13	8.256	19:06:52.326
198 - D2	32.654	41.151	29.583	173.9	231.2	1:43.388	157.45	0.244	19:08:35.714
199 - D2	32.722	41.453	29.754	173.9	232.7	1:43.929	156.63	0.785	19:10:19.643
200 - D2	32.634	41.166	29.731	173.3	232.7	1:43.531	157.23	0.387	19:12:03.174
201 - D2	32.616	41.353	29.611	173.9	232.7	1:43.580	157.16	0.436	19:13:46.754
202 - D2	32.590	41.359	29.594	173.6	233.2	1:43.543	157.22	0.399	19:15:30.297
203 - D2	32.616	41.239	29.678	173.0	233.2	1:43.533	157.23	0.389	19:17:13.830
204 - D2	33.239	41.559	29.765	174.1	232.2	1:44.563	155.68	1.419	19:18:58.393
205 - D2	32.874	41.290	29.572	174.1	233.2	1:43.736	156.92	0.592	19:20:42.129
206 - D2	33.461	41.424	29.789	173.3	235.2	1:44.674	155.52	1.530	19:22:26.803
207 - D2	32.813	41.284	29.876	174.7	233.2	1:43.973	156.57	0.829	19:24:10.776
208 - D2	32.603	41.277	IN PIT		233.2	1:56.354	<b>P</b> 139.91	13.210	19:26:07.130
209 - D2	OUTLAP	41.329	29.868	<b>175.0</b>	206.1	1:49.210	149.06	6.066	19:27:56.340
210 - D2	32.566	41.397	29.644	174.4	235.2	1:43.607	157.12	0.463	19:29:39.947
211 - D2	32.667	41.327	29.581	173.9	232.7	1:43.575	157.17	0.431	19:31:23.522
212 - D2	32.686	41.223	29.616	174.4	233.2	1:43.525	157.24	0.381	19:33:07.047
213 - D2	50.211	1:19.272	IN PIT		233.7	3:38.930	<b>P</b> 74.35	1:55.786	19:36:45.977
214 - D3	OUTLAP	1:19.251	54.445	79.5	80.4	3:21.734	80.69	1:38.590	19:40:07.711
215 - D3	1:06.919	1:20.626	57.913	79.5	80.3	3:25.458	79.23	1:42.314	19:43:33.169
216 - D3	1:14.590	1:42.767	IN PIT		80.4	5:19.897	<b>P</b> 50.88	3:36.753	19:48:53.066
217 - D3	OUTLAP	1:06.940	37.736	163.8	79.6	2:53.989	93.56	1:10.845	19:51:47.055
218 - D3	41.342	53.997	IN PIT		186.2	2:24.551	<b>P</b> 112.61	41.407	19:54:11.606
219 - D3	OUTLAP	1:13.811	IN PIT		175.8	2:58.725	<b>P</b> 91.08	1:15.581	19:57:10.331
220 - D3	OUTLAP	1:16.510	56.833	90.7	138.9	3:13.004	84.34	1:29.860	20:00:23.335
221 - D3	55.664	1:19.363	59.905	71.4	101.1	3:14.932	83.51	1:31.788	20:03:38.267
222 - D3	1:04.705	1:12.417	IN PIT		108.6	3:30.153	<b>P</b> 77.46	1:47.009	20:07:08.420
223 - D3	OUTLAP	1:15.019	56.883	71.0	180.0	2:58.123	91.39	1:14.979	20:10:06.543
224 - D3	1:01.588	1:47.457	1:06.498	54.1	77.8	3:55.543	69.11	2:12.399	20:14:02.086
225 - D3	1:29.049	2:02.427	1:19.567	59.7	60.7	4:51.043	55.93	3:07.899	20:18:53.129
226 - D3	1:33.915	1:30.709	1:13.054	51.7	60.4	4:17.678	63.17	2:34.534	20:23:10.807
227 - D3	1:27.926	1:39.804	1:07.323	53.0	68.7	4:15.053	63.82	2:31.909	20:27:25.860
228 - D3	1:18.068	1:28.357	1:00.937	74.0	66.5	3:47.362	71.60	2:04.218	20:31:13.222
229 - D3	1:03.598	1:24.844	53.903	76.5	67.3	3:22.345	80.45	1:39.201	20:34:35.567
230 - D3	1:07.314	1:36.636	1:04.645	70.2	99.0	3:48.595	71.21	2:05.451	20:38:24.162
231 - D3	1:09.346	1:21.723	IN PIT		79.0	3:46.730	<b>P</b> 71.79	2:03.586	20:42:10.892
232 - D3	OUTLAP	1:42.638	1:04.690	77.3	107.2	3:51.486	70.32	2:08.342	20:46:02.378
233 - D3	1:15.044	1:30.577	1:00.412	80.6	83.8	3:46.033	72.02	2:02.889	20:49:48.411
234 - D3	1:11.511	1:30.556	IN PIT		92.9	4:10.007	<b>P</b> 65.11	2:26.863	20:53:58.418
235 - D3	OUTLAP	1:20.904	55.264	82.6	133.6	3:28.446	78.09	1:45.302	20:57:26.864
236 - D3	1:10.349	1:19.622	56.040	70.2	77.5	3:26.011	79.02	1:42.867	21:00:52.875
237 - D3	1:03.981	1:30.561	1:03.679	69.9	72.5	3:38.221	74.59	1:55.077	21:04:31.096
238 - D3	1:16.451	1:21.244	53.854	78.0	71.0	3:31.549	76.95	1:48.405	21:08:02.645
239 - D3	56.581	1:18.500	1:04.840	84.7	118.9	3:19.921	81.42	1:36.777	21:11:22.566
240 - D3	1:10.071	1:18.690	56.772	79.2	87.3	3:25.533	79.20	1:42.389	21:14:48.099
241 - D3	1:03.767	1:17.075	1:04.191	61.9	122.1	3:25.033	79.39	1:41.889	21:18:13.132
242 - D3	1:09.631	1:24.041	1:00.059	94.3	87.1	3:33.731	76.16	1:50.587	21:21:46.863
243 - D3	1:11.312	1:11.941	53.293	115.3	94.5	3:16.546	82.82	1:33.402	21:25:03.409
244 - D3	56.054	1:09.115	51.555	141.5	152.7	2:56.724	92.11	1:13.580	21:28:00.133
245 - D3	58.369	1:09.302	49.718	95.1	133.9	2:57.389	91.77	1:14.245	21:30:57.522
246 - D3	50.861	1:12.718	42.948	167.1	170.6	2:46.527	97.75	1:03.383	21:33:44.049
247 - D3	37.784	49.191	34.737	166.6	200.0	2:01.712	133.75	18.568	21:35:45.761
248 - D3	37.276	48.623	34.435	165.3	210.9	2:00.334	135.28	17.190	21:37:46.095
249 - D3	37.252	48.034	34.294	167.4	212.5	1:59.580	136.13	16.436	21:39:45.675
250 - D3	36.573	47.371	33.510	167.7	225.9	1:57.454	138.60	14.310	21:41:43.129
251 - D3	36.525	47.320	33.409	167.9	222.6	1:57.254	138.83	14.110	21:43:40.383
252 - D3	36.650	46.770	33.314	168.2	225.9	1:56.734	139.45	13.590	21:45:37.117
253 - D3	36.409	46.707	33.204	167.9	227.8	1:56.320	139.95	13.176	21:47:33.437
254 - D3	36.140	46.804	32.983	168.4	227.8	1:55.927	140.42	12.783	21:49:29.364
255 - D3	35.905	46.930	33.033	167.9	229.2	1:55.868	140.49	12.724	21:51:25.232
256 - D3	35.806	46.367	33.051	167.9	228.8	1:55.224	141.28	12.080	21:53:20.456

Weather / Track : Showers / Wet

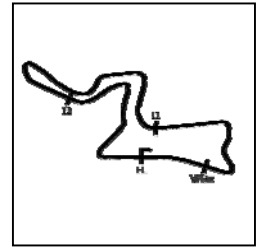
Kyalami Grand Prix Circuit

Circuit Length = 4.522 km

Start: 12:58 Flag 21:58 End: 22:03

# Kyalami 9 Hours

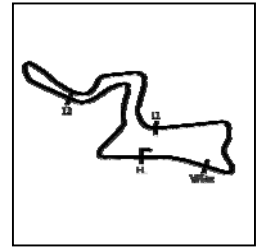
## RACE - SECTOR ANALYSIS



SECTOR 1 = FL to I1,		SECTOR 2 = I1 to I2		SECTOR 3 = I2 to I3,		SECTOR 4 = I3 to FL,		DIFF = Difference To Personal Best Lap,	P = Crossed Finish Line in Pit Lane,	D = Time Disallowed	
257 - D3	35.659	46.321	33.188	169.0	229.2	1:55.168	141.35	12.024	21:55:15.624		
258 - D3	35.670	45.979	32.995	168.2	229.7	1:54.644	141.99	11.500	21:57:10.268		
259 - D3	35.429	46.336	32.737	168.7	228.8	1:54.502	142.17	11.358	21:59:04.770		

# Kyalami 9 Hours

## RACE - SECTOR ANALYSIS

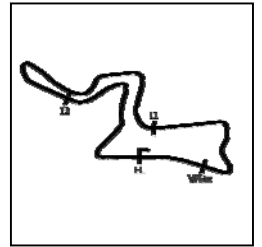


SECTOR 1 = FL to I1, SECTOR 2 = I1 to I2 SECTOR 3 = I2 to I3, SECTOR 4 = I3 to FL, DIFF = Difference To Personal Best Lap, P = Crossed Finish Line in Pit Lane, D = Time Disallowed



# Kyalami 9 Hours

## RACE - SECTOR ANALYSIS



SECTOR 1 = FL to I1, SECTOR 2 = I1 to I2 SECTOR 3 = I2 to I3, SECTOR 4 = I3 to FL, DIFF = Difference To Personal Best Lap, P = Crossed Finish Line in Pit Lane, D = Time Disallowed

P5 10 Pro Mercedes-AMG Team SPS Automotive Perf Mercedes-AMG GT3									
IDEAL LAP TIME : 1:42.817		BEST LAP TIME : 1:43.000		DIFFERENCE : 0.183					
D1: Yelmer BUURMAN		D2: Luca STOLZ		D3: Maximilian GOETZ					
LAP	SECTOR 1	SECTOR 2	SECTOR 3	SPEED TRAP	LAP TIME	KPH	DIFF	TIME OF DAY	
1 - D3		42.119	30.317	172.5	227.8	1:51.129	146.48	8.129	13:00:34.468
2 - D3	33.180	42.062	30.337	172.2	232.7	1:45.579	154.18	2.579	13:02:20.047
3 - D3	33.307	41.934	30.230	172.8	233.2	1:45.471	154.34	2.471	13:04:05.518
4 - D3	32.980	41.934	30.160	173.0	233.2	1:45.074	154.93	2.074	13:05:50.592
5 - D3	33.329	42.426	30.260	171.9	233.7	1:46.015	153.55	3.015	13:07:36.607
6 - D3	33.176	41.726	30.045	172.5	232.7	1:44.947	155.11	1.947	13:09:21.554
7 - D3	32.943	41.759	30.081	172.5	233.2	1:44.783	155.36	1.783	13:11:06.337
8 - D3	33.008	41.942	30.240	172.2	233.7	1:45.190	154.75	2.190	13:12:51.527
9 - D3	33.018	41.642	30.108	172.5	233.7	1:44.768	155.38	1.768	13:14:36.295
10 - D3	32.902	41.747	29.904	173.3	233.7	1:44.553	155.70	1.553	13:16:20.848
11 - D3	32.916	41.595	30.044	173.3	232.7	1:44.555	155.69	1.555	13:18:05.403
12 - D3	32.930	41.482	29.902	173.6	232.7	1:44.314	156.05	1.314	13:19:49.717
13 - D3	32.783	41.471	29.996	173.3	233.7	1:44.250	156.15	1.250	13:21:33.967
14 - D3	32.904	41.485	29.920	173.3	233.2	1:44.309	156.06	1.309	13:23:18.276
15 - D3	32.836	41.608	30.563	173.6	233.7	1:45.007	155.02	2.007	13:25:03.283
16 - D3	34.151	41.832	29.954	173.3	234.2	1:45.937	153.66	2.937	13:26:49.220
17 - D3	32.829	41.390	29.916	172.5	233.2	1:44.135	156.32	1.135	13:28:33.355
18 - D3	32.861	42.033	29.888	173.0	233.2	1:44.782	155.36	1.782	13:30:18.137
19 - D3	33.053	41.311	29.840	174.1	233.7	1:44.204	156.22	1.204	13:32:02.341
20 - D3	32.706	41.616	30.018	173.3	234.2	1:44.340	156.02	1.340	13:33:46.681
21 - D3	32.839	41.526	29.898	175.0	233.2	1:44.263	156.13	1.263	13:35:30.944
22 - D3	32.779	42.343	30.055	173.9	233.2	1:45.177	154.77	2.177	13:37:16.121
23 - D3	32.767	41.425	29.873	174.1	232.7	1:44.065	156.43	1.065	13:39:00.186
24 - D3	32.657	41.414	29.708	174.1	233.2	1:43.779	156.86	0.779	13:40:43.965
25 - D3	32.676	41.306	29.826	174.4	234.7	1:43.808	156.82	0.808	13:42:27.773
26 - D3	32.833	41.485	IN PIT		234.2	3:04.927	P 88.03	1:21.927	13:45:32.700
27 - D3	OUTLAP	42.205	30.112	171.9	204.5	1:51.498	146.00	8.498	13:47:24.198
28 - D3	32.751	41.746	29.767	173.0	230.2	1:44.264	156.13	1.264	13:49:08.462
29 - D3	32.622	41.208	29.936	171.9	230.7	1:43.766	156.88	0.766	13:50:52.228
30 - D3	32.944	41.339	29.570	172.5	230.7	1:43.853	156.75	0.853	13:52:36.081
31 - D3	32.693	41.013	29.692	171.9	231.7	1:43.398	157.44	0.398	13:54:19.479
32 - D3	32.778	41.061	29.640	173.0	232.2	1:43.479	157.31	0.479	13:56:02.958
33 - D3	32.591	41.094	29.612	173.6	233.7	1:43.297	157.59	0.297	13:57:46.255
34 - D3	32.633	41.093	29.663	173.0	230.7	1:43.389	157.45	0.389	13:59:29.644
35 - D3	32.748	41.118	29.677	172.5	231.7	1:43.543	157.22	0.543	14:01:13.187
36 - D3	32.910	41.304	29.713	172.8	231.2	1:43.927	156.64	0.927	14:02:57.114
37 - D3	32.761	41.204	29.813	172.5	232.2	1:43.778	156.86	0.778	14:04:40.892
38 - D3	32.682	41.871	29.875	173.0	230.7	1:44.428	155.88	1.428	14:06:25.320
39 - D3	33.138	41.217	29.626	173.3	230.2	1:43.981	156.55	0.981	14:08:09.301
40 - D3	32.653	41.097	29.804	173.0	231.7	1:43.554	157.20	0.554	14:09:52.855
41 - D3	32.791	41.905	29.731	172.2	231.7	1:44.427	155.89	1.427	14:11:37.282
42 - D3	32.700	41.290	29.851	173.0	231.7	1:43.841	156.77	0.841	14:13:21.123
43 - D3	32.794	41.278	29.750	172.8	232.7	1:43.822	156.79	0.822	14:15:04.945
44 - D3	32.807	41.247	29.734	173.3	231.7	1:43.788	156.85	0.788	14:16:48.733
45 - D3	32.677	41.414	29.879	173.9	232.7	1:43.970	156.57	0.970	14:18:32.703
46 - D3	32.695	41.307	29.870	174.1	232.2	1:43.872	156.72	0.872	14:20:16.575
47 - D3	32.836	41.424	29.840	174.7	234.2	1:44.100	156.38	1.100	14:22:00.675
48 - D3	33.009	42.059	29.963	174.1	234.7	1:45.031	154.99	2.031	14:23:45.706
49 - D3	32.876	41.597	29.744	174.1	231.7	1:44.217	156.20	1.217	14:25:29.923
50 - D3	32.939	41.606	29.996	173.6	230.7	1:44.541	155.72	1.541	14:27:14.464
51 - D3	32.866	41.653	30.190	173.9	232.7	1:44.709	155.47	1.709	14:28:59.173
52 - D3	32.732	41.501	30.001	174.1	234.2	1:44.234	156.17	1.234	14:30:43.407
53 - D3	32.798	41.536	29.810	173.6	231.7	1:44.144	156.31	1.144	14:32:27.551
54 - D3	32.831	41.633	29.870	173.6	229.2	1:44.334	156.02	1.334	14:34:11.885
55 - D3	33.047	41.479	29.747	173.9	230.7	1:44.273	156.12	1.273	14:35:56.158
56 - D3	32.834	41.579	29.766	174.1	232.7	1:44.179	156.26	1.179	14:37:40.337
57 - D3	32.859	41.586	29.797	173.9	232.7	1:44.242	156.16	1.242	14:39:24.579
58 - D3	32.647	41.504	IN PIT		232.7	3:04.803	P 88.08	1:21.803	14:42:29.382
59 - D1	OUTLAP	42.792	30.260	171.4	196.7	1:52.722	144.41	9.722	14:44:22.104
60 - D1	33.279	42.051	29.974	172.5	230.2	1:45.304	154.59	2.304	14:46:07.408
61 - D1	33.004	41.640	29.639	173.3	231.7	1:44.283	156.10	1.283	14:47:51.691

Weather / Track : Showers / Wet

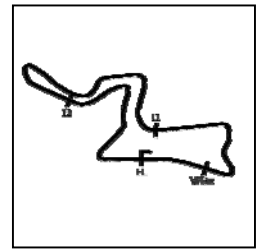
Kyalami Grand Prix Circuit

Circuit Length = 4.522 km

Start: 12:58 Flag 21:58 End: 22:03

# Kyalami 9 Hours

## RACE - SECTOR ANALYSIS



SECTOR 1 = FL to I1, SECTOR 2 = I1 to I2 SECTOR 3 = I2 to I3, SECTOR 4 = I3 to FL, DIFF = Difference To Personal Best Lap, P = Crossed Finish Line in Pit Lane, D = Time Disallowed

62 - D1	32.612	41.153	29.691	171.7	232.2	1:43.456	157.35	0.456	14:49:35.147
63 - D1	32.894	41.343	29.664	172.5	231.7	1:43.901	156.67	0.901	14:51:19.048
64 - D1	32.980	41.268	30.232	173.0	232.2	1:44.480	155.81	1.480	14:53:03.528
65 - D1	32.601	41.046	<b>29.496</b>	172.8	231.2	1:43.143	157.83	0.143	14:54:46.671
66 - D1	32.555	41.041	29.682	172.8	231.7	1:43.278	157.62	0.278	14:56:29.949
67 - D1	32.662	41.070	29.691	171.1	233.2	1:43.423	157.40	0.423	14:58:13.372
68 - D1	32.910	42.031	29.586	171.7	231.7	1:44.527	155.74	1.527	14:59:57.899
69 - D1	32.657	41.014	29.818	171.4	231.2	1:43.489	157.30	0.489	15:01:41.388
70 - D1	32.781	41.291	29.637	172.2	232.2	1:43.709	156.96	0.709	15:03:25.097
71 - D1	32.715	41.720	29.822	171.9	232.7	1:44.257	156.14	1.257	15:05:09.354
72 - D1	32.886	41.749	30.354	168.4	233.7	1:44.989	155.05	1.989	15:06:54.343
73 - D1	33.140	41.474	30.018	172.8	230.7	1:44.632	155.58	1.632	15:08:38.975
74 - D1	33.101	41.382	29.587	172.8	231.7	1:44.070	156.42	1.070	15:10:23.045
75 - D1	32.715	41.279	29.727	172.5	232.2	1:43.721	156.95	0.721	15:12:06.766
76 - D1	32.657	41.311	29.972	172.8	233.2	1:43.940	156.62	0.940	15:13:50.706
77 - D1	32.769	41.444	29.710	173.0	233.7	1:43.923	156.64	0.923	15:15:34.629
78 - D1	32.771	41.244	29.879	173.3	232.2	1:43.894	156.69	0.894	15:17:18.523
79 - D1	32.804	41.464	29.990	173.3	<b>235.2</b>	1:44.258	156.14	1.258	15:19:02.781
80 - D1	32.775	41.463	29.798	172.8	234.2	1:44.036	156.47	1.036	15:20:46.817
81 - D1	32.855	41.549	29.825	173.0	233.2	1:44.229	156.18	1.229	15:22:31.046
82 - D1	32.687	41.345	29.980	172.5	232.2	1:44.012	156.51	1.012	15:24:15.058
83 - D1	32.789	41.756	30.337	172.8	233.2	1:44.882	155.21	1.882	15:25:59.940
84 - D1	32.980	41.368	29.870	172.8	232.2	1:44.218	156.20	1.218	15:27:44.158
85 - D1	32.870	41.640	29.758	174.7	233.7	1:44.268	156.12	1.268	15:29:28.426
86 - D1	32.856	41.367	29.813	173.6	233.7	1:44.036	156.47	1.036	15:31:12.462
87 - D1	32.703	41.377	29.843	174.1	234.2	1:43.923	156.64	0.923	15:32:56.385
88 - D1	32.841	42.687	IN PIT		234.2	<b>2:26.066</b>	<b>P</b> 111.45	43.066	<b>15:35:22.451</b>
89 - D1	OUTLAP	1:19.617	54.600	79.4	80.3	3:22.106	80.54	1:39.106	15:38:44.557
90 - D1	1:06.819	1:19.679	54.637	79.5	79.8	3:21.135	80.93	1:38.135	15:42:05.692
91 - D1	1:06.910	51.124	30.992	169.2	79.8	2:29.026	109.23	46.026	15:44:34.718
92 - D1	33.986	49.753	39.432	102.1	223.6	2:03.171	132.16	20.171	15:46:37.889
93 - D1	44.598	55.434	38.192	140.6	145.9	2:18.224	117.77	35.224	15:48:56.113
94 - D1	45.785	58.257	37.284	171.7	177.3	2:21.326	115.18	38.326	15:51:17.439
95 - D1	33.964	43.617	30.587	170.8	233.2	1:48.168	150.49	5.168	15:53:05.607
96 - D1	33.090	41.956	30.013	172.5	232.2	1:45.059	154.95	2.059	15:54:50.666
97 - D1	32.972	42.057	29.938	170.8	233.7	1:44.967	155.08	1.967	15:56:35.633
98 - D1	32.825	41.773	29.915	172.2	232.2	1:44.513	155.76	1.513	15:58:20.146
99 - D1	32.825	41.453	29.993	172.5	231.2	1:44.271	156.12	1.271	16:00:04.417
100 - D1	32.846	41.584	30.014	172.2	232.7	1:44.444	155.86	1.444	16:01:48.861
101 - D1	32.711	41.319	29.879	172.5	231.7	1:43.909	156.66	0.909	16:03:32.770
102 - D1	32.766	49.007	54.480	79.3	232.7	2:16.253	119.47	33.253	16:05:49.023
103 - D1	1:06.960	1:19.733	54.567	79.4	79.8	3:21.260	80.88	1:38.260	16:09:10.283
104 - D1	1:06.876	1:19.746	IN PIT		80.0	3:54.373	<b>P</b> 69.45	2:11.373	16:13:04.656
105 - D1	OUTLAP	42.438	30.409	172.2	196.3	1:53.417	143.53	10.417	16:14:58.073
106 - D1	40.144	52.894	37.540	158.5	111.3	2:10.578	124.67	27.578	16:17:08.651
107 - D1	49.306	58.004	42.887	148.3	120.2	2:30.197	108.38	47.197	16:19:38.848
108 - D1	44.419	52.228	38.329	153.4	166.6	2:14.976	120.60	31.976	16:21:53.824
109 - D1	46.569	48.802	37.546	139.8	119.0	2:12.917	122.47	29.917	16:24:06.741
110 - D1	46.469	48.962	38.591	115.3	146.5	2:14.022	121.46	31.022	16:26:20.763
111 - D1	47.184	56.618	32.460	172.5	156.9	2:16.262	119.46	33.262	16:28:37.025
112 - D1	33.059	41.617	30.686	171.1	231.7	1:45.362	154.50	2.362	16:30:22.387
113 - D1	33.149	41.390	29.673	172.8	233.2	1:44.212	156.21	1.212	16:32:06.599
114 - D1	32.810	41.482	30.002	172.2	232.2	1:44.294	156.08	1.294	16:33:50.893
115 - D1	33.269	41.380	29.685	173.0	234.7	1:44.334	156.02	1.334	16:35:35.227
116 - D1	32.559	41.312	29.777	172.8	232.2	1:43.648	157.06	0.648	16:37:18.875
117 - D1	32.684	41.328	29.804	172.8	232.7	1:43.816	156.80	0.816	16:39:02.691
118 - D1	32.934	41.237	29.761	172.8	231.7	1:43.932	156.63	0.932	16:40:46.623
119 - D1	32.778	41.173	29.716	172.8	231.7	1:43.667	157.03	0.667	16:42:30.290
120 - D1	32.809	41.310	29.684	171.7	231.2	1:43.803	156.82	0.803	16:44:14.093
121 - D1	32.864	41.253	29.905	171.9	232.7	1:44.022	156.49	1.022	16:45:58.115
122 - D1	32.747	41.439	29.781	171.9	232.2	1:43.967	156.58	0.967	16:47:42.082
123 - D1	32.841	41.562	29.931	171.1	230.7	1:44.334	156.02	1.334	16:49:26.416
124 - D1	32.850	41.498	29.837	171.7	230.2	1:44.185	156.25	1.185	16:51:10.601
125 - D1	32.680	41.350	29.787	172.2	230.7	1:43.817	156.80	0.817	16:52:54.418
126 - D1	32.715	41.119	29.709	172.8	231.2	1:43.543	157.22	0.543	16:54:37.961

Weather / Track : Showers / Wet

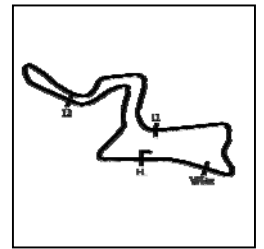
Kyalami Grand Prix Circuit

Circuit Length = 4.522 km

Start: 12:58 Flag 21:58 End: 22:03

# Kyalami 9 Hours

## RACE - SECTOR ANALYSIS



SECTOR 1 = FL to I1,		SECTOR 2 = I1 to I2		SECTOR 3 = I2 to I3,		SECTOR 4 = I3 to FL,		DIFF = Difference To Personal Best Lap,		P = Crossed Finish Line in Pit Lane,		D = Time Disallowed	
127 - D1	32.706	41.355	29.796	172.5	231.7	1:43.857	156.74	0.857	16:56:21.818				
128 - D1	32.840	41.522	29.847	171.9	230.7	1:44.209	156.21	1.209	16:58:06.027				
129 - D1	33.115	41.487	29.841	172.2	230.7	1:44.443	155.86	1.443	16:59:50.470				
130 - D1	32.698	41.427	29.789	172.5	231.2	1:43.914	156.66	0.914	17:01:34.384				
131 - D1	32.700	41.272	29.770	171.9	230.7	1:43.742	156.92	0.742	17:03:18.126				
132 - D1	32.699	41.229	29.738	172.5	232.2	1:43.666	157.03	0.666	17:05:01.792				
133 - D1	32.619	41.395	29.706	171.1	230.7	1:43.720	156.95	0.720	17:06:45.512				
134 - D1	32.635	41.429	29.975	171.1	229.7	1:44.039	156.47	1.039	17:08:29.551				
135 - D1	32.721	41.369	29.715	172.2	232.7	1:43.805	156.82	0.805	17:10:13.356				
136 - D1	32.619	41.171	29.726	173.0	231.7	1:43.516	157.26	0.516	17:11:56.872				
137 - D1	32.704	41.404	29.786	171.1	232.2	1:43.894	156.69	0.894	17:13:40.766				
138 - D1	32.608	41.240	29.759	172.5	232.7	1:43.607	157.12	0.607	17:15:24.373				
139 - D1	32.810	41.419	IN PIT		232.7	3:04.310	<b>P</b> 88.32	1:21.310	17:18:28.683				
140 - D2	OUTLAP	41.714	29.639	171.4	201.1	1:50.545	147.26	7.545	17:20:19.228				
141 - D2	32.800	41.143	29.521	172.2	230.2	1:43.464	157.34	0.464	17:22:02.692				
142 - D2	32.592	41.182	29.542	173.0	230.7	1:43.316	157.56	0.316	17:23:46.008				
143 - D2	32.561	41.067	29.974	171.7	232.2	1:43.602	157.13	0.602	17:25:29.610				
144 - D2	32.676	40.851	29.733	171.4	230.7	1:43.260	157.65	0.260	17:27:12.870				
145 - D2	32.581	41.605	29.680	172.8	231.7	1:43.866	156.73	0.866	17:28:56.736				
146 - D2	32.658	41.261	29.800	172.8	232.2	1:43.719	156.95	0.719	17:30:40.455				
147 - D2	32.645	41.177	29.608	173.3	232.2	1:43.430	157.39	0.430	17:32:23.885				
148 - D2	33.486	41.213	29.560	174.1	232.7	1:44.259	156.14	1.259	17:34:08.144				
149 - D2	32.639	41.121	29.674	173.0	232.7	1:43.434	157.38	0.434	17:35:51.578				
150 - D2	32.568	41.241	29.699	172.5	230.7	1:43.508	157.27	0.508	17:37:35.086				
151 - D2	32.626	41.176	29.742	172.8	231.2	1:43.544	157.22	0.544	17:39:18.630				
152 - D2	32.684	41.328	29.683	172.8	231.7	1:43.695	156.99	0.695	17:41:02.325				
153 - D2	32.608	41.310	29.690	172.8	232.2	1:43.608	157.12	0.608	17:42:45.933				
154 - D2	32.601	41.231	29.664	171.9	232.7	1:43.496	157.29	0.496	17:44:29.429				
155 - D2	32.579	41.204	29.723	172.2	232.2	1:43.506	157.27	0.506	17:46:12.935				
156 - D2	32.621	<b>40.819</b>	29.560	172.8	231.7	<b>1:43.000 (1)</b>	<b>158.05</b>		<b>17:47:55.935</b>				
157 - D2	32.568	40.961	29.610	172.8	231.2	1:43.139 <b>(3)</b>	157.83	0.139	17:49:39.074				
158 - D2	32.511	41.017	IN PIT		232.2	<b>2:22.954</b> <b>P</b>	113.87	39.954	<b>17:52:02.028</b>				
159 - D2	OUTLAP	1:19.961	54.626	79.3	80.3	3:23.338	80.05	1:40.338	17:55:25.366				
160 - D2	1:06.905	1:19.894	54.564	78.8	80.1	3:21.363	80.84	1:38.363	17:58:46.729				
161 - D2	1:06.935	1:19.730	50.735	163.3	79.9	3:17.400	82.46	1:34.400	18:02:04.129				
162 - D2	34.208	58.120	42.818	101.5	222.2	2:15.146	120.45	32.146	18:04:19.275				
163 - D2	45.808	54.665	36.396	172.2	130.1	2:16.869	118.94	33.869	18:06:36.144				
164 - D2	32.830	41.208	29.693	172.8	229.7	1:43.731	156.93	0.731	18:08:19.875				
165 - D2	32.573	41.286	29.703	172.8	231.2	1:43.562	157.19	0.562	18:10:03.437				
166 - D2	32.521	41.061	29.634	173.0	231.7	1:43.216	157.71	0.216	18:11:46.653				
167 - D2	32.570	40.959	29.623	172.2	231.7	1:43.152	157.81	0.152	18:13:29.805				
168 - D2	32.524	41.086	29.695	173.6	232.7	1:43.305	157.58	0.305	18:15:13.110				
169 - D2	32.586	41.008	29.602	173.6	232.7	1:43.196	157.75	0.196	18:16:56.306				
170 - D2	32.544	40.996	29.712	173.6	232.7	1:43.252	157.66	0.252	18:18:39.558				
171 - D2	32.511	41.240	29.799	172.8	232.2	1:43.550	157.21	0.550	18:20:23.108				
172 - D2	32.671	41.113	29.776	173.6	232.2	1:43.560	157.19	0.560	18:22:06.668				
173 - D2	32.563	41.258	29.647	172.8	232.7	1:43.468	157.33	0.468	18:23:50.136				
174 - D2	32.519	41.073	29.738	173.3	232.7	1:43.330	157.54	0.330	18:25:33.466				
175 - D2	32.632	41.180	29.650	173.3	231.2	1:43.462	157.34	0.462	18:27:16.928				
176 - D2	32.589	41.255	29.562	173.9	232.7	1:43.406	157.42	0.406	18:29:00.334				
177 - D2	32.540	41.124	29.671	173.6	232.7	1:43.335	157.53	0.335	18:30:43.669				
178 - D2	32.567	41.048	29.772	173.6	232.7	1:43.387	157.45	0.387	18:32:27.056				
179 - D2	32.692	41.194	29.721	173.9	232.7	1:43.607	157.12	0.607	18:34:10.663				
180 - D2	32.624	41.123	29.634	173.0	233.2	1:43.381	157.46	0.381	18:35:54.044				
181 - D2	32.617	41.293	30.736	173.0	231.7	1:44.646	155.56	1.646	18:37:38.690				
182 - D2	32.699	41.349	29.708	173.6	232.2	1:43.756	156.89	0.756	18:39:22.446				
183 - D2	32.574	44.078	29.875	173.6	233.2	1:46.527	152.81	3.527	18:41:08.973				
184 - D2	32.630	41.192	29.735	173.9	231.7	1:43.557	157.20	0.557	18:42:52.530				
185 - D2	32.506	40.999	29.628	174.1	230.7	1:43.133 <b>(2)</b>	157.84	0.133	18:44:35.663				
186 - D2	32.551	41.025	29.610	174.4	232.2	1:43.186	157.76	0.186	18:46:18.849				
187 - D2	32.604	41.059	29.536	174.1	232.7	1:43.199	157.74	0.199	18:48:02.048				
188 - D2	32.581	41.124	29.739	173.6	231.2	1:43.444	157.37	0.444	18:49:45.492				
189 - D2	32.675	41.064	29.649	174.4	231.7	1:43.388	157.45	0.388	18:51:28.880				
190 - D2	32.645	40.989	29.674	175.3	231.7	1:43.308	157.57	0.308	18:53:12.188				
191 - D2	32.582	41.441	29.766	<b>175.6</b>	232.7	1:43.789	156.84	0.789	18:54:55.977				

Weather / Track : Showers / Wet

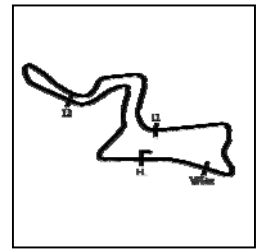
Kyalami Grand Prix Circuit

Circuit Length = 4.522 km

Start: 12:58 Flag 21:58 End: 22:03

# Kyalami 9 Hours

## RACE - SECTOR ANALYSIS



SECTOR 1 = FL to I1, SECTOR 2 = I1 to I2 SECTOR 3 = I2 to I3, SECTOR 4 = I3 to FL, DIFF = Difference To Personal Best Lap, P = Crossed Finish Line in Pit Lane, D = Time Disallowed

192 - D2	32.502	41.091	IN PIT	232.7	2:21.210	P	115.28	38.210	18:57:17.187
193 - D2	OUTLAP	41.601	30.338	173.9	204.5	1:49.929	148.08	6.929	18:59:07.116
194 - D2	33.043	41.431	29.903	173.9	232.2	1:44.377	155.96	1.377	19:00:51.493
195 - D2	32.681	41.496	29.938	173.9	232.7	1:44.115	156.35	1.115	19:02:35.608
196 - D2	32.833	41.809	30.075	173.0	233.2	1:44.717	155.45	1.717	19:04:20.325
197 - D2	32.666	41.271	29.940	173.3	232.2	1:43.877	156.71	0.877	19:06:04.202
198 - D2	32.736	41.327	29.823	173.9	232.2	1:43.886	156.70	0.886	19:07:48.088
199 - D2	32.675	41.544	30.877	174.1	233.2	1:45.096	154.89	2.096	19:09:33.184
200 - D2	33.096	42.017	30.643	174.4	232.2	1:45.756	153.93	2.756	19:11:18.940
201 - D2	33.894	42.432	30.179	174.7	233.7	1:46.505	152.84	3.505	19:13:05.445
202 - D2	33.590	42.188	30.724	173.3	232.7	1:46.502	152.85	3.502	19:14:51.947
203 - D2	32.844	41.438	29.862	174.1	234.2	1:44.144	156.31	1.144	19:16:36.091
204 - D2	32.825	41.304	29.970	174.4	233.2	1:44.099	156.38	1.099	19:18:20.190
205 - D2	32.941	42.124	29.871	173.6	233.7	1:44.936	155.13	1.936	19:20:05.126
206 - D2	32.834	41.313	29.868	175.0	232.2	1:44.015	156.50	1.015	19:21:49.141
207 - D2	33.256	41.123	29.777	172.8	233.7	1:44.156	156.29	1.156	19:23:33.297
208 - D2	32.803	41.264	29.600	174.7	231.7	1:43.667	157.03	0.667	19:25:16.964
209 - D2	32.691	41.079	29.886	174.4	232.7	1:43.656	157.05	0.656	19:27:00.620
210 - D2	32.644	41.081	29.741	175.3	232.2	1:43.466	157.33	0.466	19:28:44.086
211 - D2	32.628	41.130	29.720	174.1	232.2	1:43.478	157.32	0.478	19:30:27.564
212 - D2	32.580	41.036	29.570	174.1	232.2	1:43.186	157.76	0.186	19:32:10.750
213 - D2	32.939	50.242	IN PIT	233.2	3:32.875	P	76.47	1:49.875	19:35:43.625
214 - D3	OUTLAP	1:19.767	54.649	79.2	79.5	3:23.126	80.14	1:40.126	19:39:06.751
215 - D3	1:06.835	1:20.392	IN PIT	80.1	80.1	4:37.567	P	58.64	19:43:44.318
216 - D3	OUTLAP	1:37.092	56.053	79.1	79.7	3:42.581	73.13	1:59.581	19:47:26.899
217 - D3	1:07.462	1:19.985	48.774	160.0	79.7	3:16.221	82.96	1:33.221	19:50:43.120
218 - D3	43.159	1:03.656	1:01.081	73.8	192.1	2:47.896	96.96	1:04.896	19:53:31.016
219 - D3	1:08.383	1:19.966	54.911	85.5	107.7	3:23.260	80.09	1:40.260	19:56:54.276
220 - D3	1:01.148	1:17.094	56.406	92.4	130.7	3:14.648	83.63	1:31.648	20:00:08.924
221 - D3	57.949	1:16.666	1:01.039	130.9	117.6	3:15.654	83.20	1:32.654	20:03:24.578
222 - D3	1:04.182	1:14.563	57.461	75.1	108.7	3:16.206	82.96	1:33.206	20:06:40.784
223 - D3	59.851	1:16.214	56.243	118.6	117.0	3:12.308	84.65	1:29.308	20:09:53.092
224 - D3	59.764	1:39.520	1:08.379	70.4	84.9	3:47.663	71.50	2:04.663	20:13:40.755
225 - D3	1:31.463	2:00.983	1:17.868	63.3	67.6	4:50.314	56.07	3:07.314	20:18:31.069
226 - D3	1:33.665	1:35.965	1:12.759	42.7	58.2	4:22.389	62.04	2:39.389	20:22:53.458
227 - D3	1:26.506	1:38.730	1:07.890	56.8	58.8	4:13.126	64.31	2:30.126	20:27:06.584
228 - D3	1:17.085	1:28.880	1:02.485	79.2	77.7	3:48.450	71.25	2:05.450	20:30:55.034
229 - D3	1:05.115	1:23.340	57.335	82.2	110.7	3:25.790	79.10	1:42.790	20:34:20.824
230 - D3	1:08.494	1:34.921	1:04.096	87.9	90.0	3:47.511	71.55	2:04.511	20:38:08.335
231 - D3	1:09.683	1:21.568	1:02.663	97.8	92.9	3:33.914	76.10	1:50.914	20:41:42.249
232 - D3	1:13.696	1:38.055	IN PIT	82.5	82.5	4:22.503	P	62.01	2:39.503
233 - D1	OUTLAP	1:30.463	58.064	85.3	115.6	3:37.177	74.95	1:54.177	20:49:41.929
234 - D1	1:12.591	1:30.727	IN PIT	89.4	89.4	3:59.646	P	67.93	2:16.646
235 - D1	OUTLAP	1:31.388	54.811	86.0	143.2	3:32.948	76.44	1:49.948	20:57:14.523
236 - D1	1:10.225	1:21.972	57.449	101.9	83.4	3:29.646	77.65	1:46.646	21:00:44.169
237 - D1	1:02.486	1:32.344	1:04.035	65.4	109.7	3:38.865	74.38	1:55.865	21:04:23.034
238 - D1	1:15.928	1:20.959	53.324	123.0	92.6	3:30.211	77.44	1:47.211	21:07:53.245
239 - D1	54.197	1:22.148	1:04.101	68.9	112.9	3:20.446	81.21	1:37.446	21:11:13.691
240 - D1	1:08.637	1:19.536	56.774	93.6	94.4	3:24.947	79.43	1:41.947	21:14:38.638
241 - D1	1:02.128	1:18.593	1:03.530	73.2	98.9	3:24.251	79.70	1:41.251	21:18:02.889
242 - D1	1:11.385	1:21.816	1:01.968	76.2	87.5	3:35.169	75.65	1:52.169	21:21:38.058
243 - D1	1:09.095	1:13.622	53.852	97.1	86.1	3:16.569	82.81	1:33.569	21:24:54.627
244 - D1	53.898	1:11.595	52.224	140.4	126.6	2:57.717	91.60	1:14.717	21:27:52.344
245 - D1	56.224	1:11.393	49.389	133.1	92.0	2:57.006	91.96	1:14.006	21:30:49.350
246 - D1	52.232	1:13.518	43.816	162.8	140.0	2:49.566	96.00	1:06.566	21:33:38.916
247 - D1	38.206	49.303	34.719	164.1	215.1	2:02.228	133.18	19.228	21:35:41.144
248 - D1	38.491	48.920	34.825	162.4	217.3	2:02.236	133.17	19.236	21:37:43.380
249 - D1	37.041	48.074	33.952	162.8	219.5	1:59.067	136.72	16.067	21:39:42.447
250 - D1	37.169	47.745	33.823	164.3	219.5	1:58.737	137.10	15.737	21:41:41.184
251 - D1	36.796	47.190	33.819	164.8	220.8	1:57.805	138.18	14.805	21:43:38.989
252 - D1	36.640	46.821	33.723	166.4	222.2	1:57.184	138.91	14.184	21:45:36.173
253 - D1	36.622	46.720	33.290	167.1	223.6	1:56.632	139.57	13.632	21:47:32.805
254 - D1	36.095	46.452	33.332	165.8	224.5	1:55.879	140.48	12.879	21:49:28.684
255 - D1	36.257	46.421	32.992	166.1	225.0	1:55.670	140.73	12.670	21:51:24.354
256 - D1	35.983	46.382	33.104	167.1	224.5	1:55.469	140.98	12.469	21:53:19.823

Weather / Track : Showers / Wet

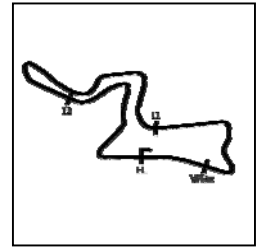
Kyalami Grand Prix Circuit

Circuit Length = 4.522 km

Start: 12:58 Flag 21:58 End: 22:03

# Kyalami 9 Hours

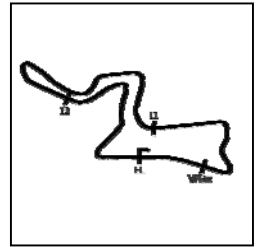
## RACE - SECTOR ANALYSIS



SECTOR 1 = FL to I1,		SECTOR 2 = I1 to I2		SECTOR 3 = I2 to I3,		SECTOR 4 = I3 to FL,		DIFF = Difference To Personal Best Lap,	P = Crossed Finish Line in Pit Lane,	D = Time Disallowed	
257 - D1	35.802	46.332	33.395	168.2	225.4	1:55.529	140.91	12.529	21:55:15.352		
258 - D1	36.317	46.311	33.229	167.4	226.4	1:55.857	140.51	12.857	21:57:11.209		
259 - D1	36.022	46.207	33.169	168.4	227.3	1:55.398	141.07	12.398	21:59:06.607		

# Kyalami 9 Hours

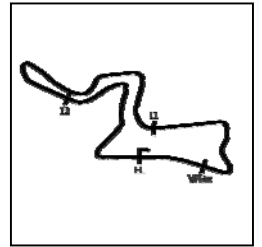
## RACE - SECTOR ANALYSIS



SECTOR 1 = FL to I1, SECTOR 2 = I1 to I2 SECTOR 3 = I2 to I3, SECTOR 4 = I3 to FL, DIFF = Difference To Personal Best Lap, P = Crossed Finish Line in Pit Lane, D = Time Disallowed

# Kyalami 9 Hours

## RACE - SECTOR ANALYSIS



SECTOR 1 = FL to I1, SECTOR 2 = I1 to I2 SECTOR 3 = I2 to I3, SECTOR 4 = I3 to FL, DIFF = Difference To Personal Best Lap, P = Crossed Finish Line in Pit Lane, D = Time Disallowed

P6 18 Pro KCMG		Nissan GT-R NISMO GT3							
IDEAL LAP TIME : 1:43.044		BEST LAP TIME : 1:43.228		DIFFERENCE : 0.184					
D1: Alexandre IMPERATORI		D2: Edoardo LIBERATI		D3: Oliver JARVIS					
LAP	SECTOR 1	SECTOR 2	SECTOR 3	SPEED TRAP	LAP TIME	KPH	DIFF	TIME OF DAY	
1 - D1		43.327	30.158	173.6	230.2	1:53.043	144.00	9.815	13:00:36.382
2 - D1	33.146	42.445	29.997	175.0	236.3	1:45.588	154.17	2.360	13:02:21.970
3 - D1	33.057	41.934	30.114	174.4	237.8	1:45.105	154.88	1.877	13:04:07.075
4 - D1	32.910	42.161	30.141	174.1	237.8	1:45.212	154.72	1.984	13:05:52.287
5 - D1	32.877	42.306	30.316	173.6	236.3	1:45.499	154.30	2.271	13:07:37.786
6 - D1	33.165	42.154	30.224	173.6	233.2	1:45.543	154.24	2.315	13:09:23.329
7 - D1	33.043	42.163	30.163	173.9	237.3	1:45.369	154.49	2.141	13:11:08.698
8 - D1	33.020	41.980	30.312	172.8	235.2	1:45.312	154.58	2.084	13:12:54.010
9 - D1	32.855	41.881	30.392	174.1	235.8	1:45.128	154.85	1.900	13:14:39.138
10 - D1	32.747	41.854	30.101	174.4	236.3	1:44.702	155.48	1.474	13:16:23.840
11 - D1	32.915	41.678	29.979	174.4	235.2	1:44.572	155.67	1.344	13:18:08.412
12 - D1	32.875	41.684	30.066	175.0	236.3	1:44.625	155.59	1.397	13:19:53.037
13 - D1	32.724	41.655	30.058	175.3	238.4	1:44.437	155.87	1.209	13:21:37.474
14 - D1	32.831	41.748	30.008	175.0	236.8	1:44.587	155.65	1.359	13:23:22.061
15 - D1	32.829	41.716	30.090	174.7	237.3	1:44.635	155.58	1.407	13:25:06.696
16 - D1	33.236	41.732	29.978	174.7	237.3	1:44.946	155.11	1.718	13:26:51.642
17 - D1	32.887	41.730	30.003	173.9	237.3	1:44.620	155.60	1.392	13:28:36.262
18 - D1	32.960	42.102	30.100	174.4	235.2	1:45.162	154.80	1.934	13:30:21.424
19 - D1	32.981	41.922	30.163	174.1	236.8	1:45.066	154.94	1.838	13:32:06.490
20 - D1	32.843	41.609	29.995	175.3	236.8	1:44.447	155.86	1.219	13:33:50.937
21 - D1	32.762	41.553	29.927	174.7	236.3	1:44.242	156.16	1.014	13:35:35.179
22 - D1	32.829	42.062	30.542	175.3	236.3	1:45.433	154.40	2.205	13:37:20.612
23 - D1	32.793	41.614	29.894	175.0	236.3	1:44.301	156.07	1.073	13:39:04.913
24 - D1	32.800	41.508	29.925	173.9	235.8	1:44.233	156.18	1.005	13:40:49.146
25 - D1	32.814	41.614	30.338	173.6	236.8	1:44.766	155.38	1.538	13:42:33.912
26 - D1	33.370	41.948	30.110	174.4	234.7	1:45.428	154.41	2.200	13:44:19.340
27 - D1	32.945	41.708	30.046	175.0	237.8	1:44.699	155.48	1.471	13:46:04.039
28 - D1	32.764	41.615	29.870	175.0	236.8	1:44.249	156.15	1.021	13:47:48.288
29 - D1	32.723	41.650	29.927	175.3	237.3	1:44.300	156.08	1.072	13:49:32.588
30 - D1	32.715	42.066	29.876	174.7	237.3	1:44.657	155.54	1.429	13:51:17.245
31 - D1	32.812	41.680	IN PIT		236.3	3:07.893 P	86.64	1:24.665	13:54:25.138
32 - D2	OUTLAP	42.680	29.851	175.0	204.9	1:52.077	145.25	8.849	13:56:17.215
33 - D2	32.731	41.504	29.731	175.0	234.7	1:43.966	156.58	0.738	13:58:01.181
34 - D2	32.565	41.509	29.688	174.4	233.2	1:43.762	156.88	0.534	13:59:44.943
35 - D2	32.503	41.385	29.789	173.3	234.2	1:43.677	157.01	0.449	14:01:28.620
36 - D2	32.606	41.598	29.797	173.9	233.2	1:44.001	156.52	0.773	14:03:12.621
37 - D2	32.579	42.025	29.967	173.6	233.2	1:44.571	155.67	1.343	14:04:57.192
38 - D2	32.656	41.485	29.938	174.1	233.2	1:44.079	156.41	0.851	14:06:41.271
39 - D2	32.623	41.683	29.941	174.1	232.7	1:44.247	156.15	1.019	14:08:25.518
40 - D2	33.406	41.816	30.363	174.4	233.2	1:45.585	154.18	2.357	14:10:11.103
41 - D2	32.651	41.712	29.923	174.1	233.7	1:44.286	156.10	1.058	14:11:55.389
42 - D2	32.565	41.618	29.969	173.6	233.2	1:44.152	156.30	0.924	14:13:39.541
43 - D2	32.649	41.681	30.017	173.9	233.2	1:44.347	156.01	1.119	14:15:23.888
44 - D2	32.712	41.727	29.832	173.9	233.7	1:44.271	156.12	1.043	14:17:08.159
45 - D2	32.679	41.682	29.876	174.4	234.7	1:44.237	156.17	1.009	14:18:52.396
46 - D2	32.581	41.886	29.911	174.4	235.2	1:44.378	155.96	1.150	14:20:36.774
47 - D2	32.500	41.626	29.924	175.3	236.3	1:44.050	156.45	0.822	14:22:20.824
48 - D2	32.425	41.634	29.967	174.7	238.4	1:44.026	156.49	0.798	14:24:04.850
49 - D2	32.527	41.957	30.041	174.7	235.8	1:44.525	155.74	1.297	14:25:49.375
50 - D2	32.662	41.713	29.915	175.0	234.2	1:44.290	156.09	1.062	14:27:33.665
51 - D2	32.640	41.806	30.327	174.4	235.8	1:44.773	155.37	1.545	14:29:18.438
52 - D2	33.005	41.892	30.126	176.1	237.8	1:45.023	155.00	1.795	14:31:03.461
53 - D2	32.677	41.946	30.327	175.8	236.8	1:44.950	155.11	1.722	14:32:48.411
54 - D2	32.794	41.717	29.940	175.0	234.7	1:44.451	155.85	1.223	14:34:32.862
55 - D2	32.744	41.856	30.012	175.3	236.8	1:44.612	155.61	1.384	14:36:17.474
56 - D2	33.374	42.812	30.364	175.6	237.3	1:46.550	152.78	3.322	14:38:04.024
57 - D2	32.595	41.641	29.870	175.0	235.8	1:44.106	156.37	0.878	14:39:48.130
58 - D2	32.462	41.502	29.790	175.8	234.7	1:43.754	156.90	0.526	14:41:31.884
59 - D2	32.524	41.444	29.867	175.0	234.7	1:43.835	156.77	0.607	14:43:15.719
60 - D2	32.511	41.570	30.066	174.7	235.2	1:44.147	156.30	0.919	14:44:59.866
61 - D2	32.586	41.741	29.930	175.8	235.2	1:44.257	156.14	1.029	14:46:44.123

Weather / Track : Showers / Wet

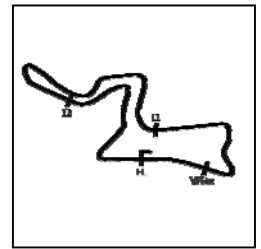
Kyalami Grand Prix Circuit

Circuit Length = 4.522 km

Start: 12:58 Flag 21:58 End: 22:03

# Kyalami 9 Hours

## RACE - SECTOR ANALYSIS



SECTOR 1 = FL to I1, SECTOR 2 = I1 to I2 SECTOR 3 = I2 to I3, SECTOR 4 = I3 to FL, DIFF = Difference To Personal Best Lap, P = Crossed Finish Line in Pit Lane, D = Time Disallowed

62 - D2	32.568	41.497	29.986	175.6	235.8	1:44.051	156.45	0.823	14:48:28.174
63 - D2	32.651	41.547	29.870	175.8	235.8	1:44.068	156.42	0.840	14:50:12.242
64 - D2	32.494	41.579	30.079	174.7	236.3	1:44.152	156.30	0.924	14:51:56.394
65 - D2	32.724	41.597	29.946	<b>176.4</b>	235.2	1:44.267	156.12	1.039	14:53:40.661
66 - D2	32.512	42.868	IN PIT		234.7	2:23.835	<b>P</b> 113.17	40.607	14:56:04.496
67 - D2	OUTLAP	41.863	29.891	174.1	207.2	1:50.636	147.14	7.408	14:57:55.132
68 - D2	32.531	41.558	29.876	174.7	235.8	1:43.965	156.58	0.737	14:59:39.097
69 - D2	32.678	42.871	30.036	175.0	235.2	1:45.585	154.18	2.357	15:01:24.682
70 - D2	32.658	41.497	29.958	174.4	235.2	1:44.113	156.36	0.885	15:03:08.795
71 - D2	33.538	42.850	30.359	175.3	234.7	1:46.747	152.50	3.519	15:04:55.542
72 - D2	33.043	41.907	29.963	174.7	235.2	1:44.913	155.16	1.685	15:06:40.455
73 - D2	32.961	41.930	29.786	175.6	235.2	1:44.677	155.51	1.449	15:08:25.132
74 - D2	32.614	41.761	29.873	174.4	234.7	1:44.248	156.15	1.020	15:10:09.380
75 - D2	32.673	41.694	29.830	174.7	234.2	1:44.197	156.23	0.969	15:11:53.577
76 - D2	32.633	41.446	29.947	174.7	235.8	1:44.026	156.49	0.798	15:13:37.603
77 - D2	32.664	41.990	30.318	175.6	237.8	1:44.972	155.08	1.744	15:15:22.575
78 - D2	32.543	41.530	29.982	175.0	236.3	1:44.055	156.44	0.827	15:17:06.630
79 - D2	32.714	41.674	30.039	175.3	237.8	1:44.427	155.89	1.199	15:18:51.057
80 - D2	32.685	41.876	30.086	174.4	237.3	1:44.647	155.56	1.419	15:20:35.704
81 - D2	32.662	41.708	30.182	174.1	235.8	1:44.552	155.70	1.324	15:22:20.256
82 - D2	32.652	41.743	29.862	173.6	235.8	1:44.257	156.14	1.029	15:24:04.513
83 - D2	32.600	41.553	29.873	174.7	234.2	1:44.026	156.49	0.798	15:25:48.539
84 - D2	32.554	41.536	29.789	175.3	235.2	1:43.879	156.71	0.651	15:27:32.418
85 - D2	32.598	41.652	30.056	174.4	235.8	1:44.306	156.07	1.078	15:29:16.724
86 - D2	32.646	42.455	30.669	176.1	237.3	1:45.770	153.91	2.542	15:31:02.494
87 - D2	33.589	42.007	30.015	176.1	238.4	1:45.611	154.14	2.383	15:32:48.105
88 - D2	32.780	41.582	29.908	174.7	236.8	1:44.270	156.12	1.042	15:34:32.375
89 - D2	32.870	1:06.142	IN PIT		236.3	3:49.944	<b>P</b> 70.79	2:06.716	15:38:22.319
90 - D3	OUTLAP	1:18.106	53.761	79.4	81.6	3:19.543	81.58	1:36.315	15:41:41.862
91 - D3	1:06.671	1:00.575	35.234	148.1	74.3	2:42.480	100.19	59.252	15:44:24.342
92 - D3	37.810	53.317	39.747	148.1	204.9	2:10.874	124.38	27.646	15:46:35.216
93 - D3	44.441	55.252	39.263	165.6	159.7	2:18.956	117.15	35.728	15:48:54.172
94 - D3	44.428	59.768	38.026	175.0	176.4	2:22.222	114.46	38.994	15:51:16.394
95 - D3	34.731	43.102	30.179	173.9	<b>239.4</b>	1:48.012	150.71	4.784	15:53:04.406
96 - D3	32.761	41.743	30.322	175.3	236.8	1:44.826	155.29	1.598	15:54:49.232
97 - D3	32.840	41.813	29.944	173.6	238.9	1:44.597	155.63	1.369	15:56:33.829
98 - D3	32.723	41.570	29.922	174.1	236.3	1:44.215	156.20	0.987	15:58:18.044
99 - D3	32.676	41.546	29.957	174.1	235.2	1:44.179	156.26	0.951	16:00:02.223
100 - D3	32.780	41.792	29.949	173.9	236.3	1:44.521	155.75	1.293	16:01:46.744
101 - D3	32.672	41.487	30.044	174.7	234.7	1:44.203	156.22	0.975	16:03:30.947
102 - D3	32.649	47.086	53.198	81.2	235.8	2:12.933	122.46	29.705	16:05:43.880
103 - D3	1:05.284	1:19.971	54.358	79.1	81.7	3:19.613	81.55	1:36.385	16:09:03.493
104 - D3	1:06.438	1:19.235	54.916	81.5	80.6	3:20.589	81.15	1:37.361	16:12:24.082
105 - D3	45.705	55.866	38.726	151.0	128.7	2:20.297	116.03	37.069	16:14:44.379
106 - D3	42.944	55.470	38.080	134.3	174.7	2:16.494	119.26	33.266	16:17:00.873
107 - D3	45.989	59.593	40.834	151.2	193.8	2:26.416	111.18	43.188	16:19:27.289
108 - D3	42.118	56.636	36.752	133.1	183.3	2:15.506	120.13	32.278	16:21:42.795
109 - D3	45.167	51.564	IN PIT		169.2	3:34.489	<b>P</b> 75.89	1:51.261	16:25:17.284
110 - D3	OUTLAP	43.011	30.592	174.4	202.6	1:54.351	142.36	11.123	16:27:11.635
111 - D3	32.825	41.914	29.964	173.0	234.2	1:44.703	155.47	1.475	16:28:56.338
112 - D3	32.618	41.390	29.882	173.6	234.2	1:43.890	156.69	0.662	16:30:40.228
113 - D3	32.648	41.501	29.783	174.1	233.7	1:43.932	156.63	0.704	16:32:24.160
114 - D3	32.503	41.378	29.719	175.0	234.7	1:43.600	157.13	0.372	16:34:07.760
115 - D3	32.633	41.183	29.779	175.6	235.8	1:43.595	157.14	0.367	16:35:51.355
116 - D3	32.446	41.399	29.949	175.3	234.7	1:43.794	156.84	0.566	16:37:35.149
117 - D3	32.414	41.256	29.695	175.3	234.7	1:43.365	157.49	0.137	16:39:18.514
118 - D3	32.449	41.127	29.745	175.6	235.2	1:43.321	157.55	0.093	16:41:01.835
119 - D3	32.405	41.263	29.788	175.6	236.3	1:43.456	157.35	0.228	16:42:45.291
120 - D3	32.859	41.674	29.621	175.3	237.8	1:44.154	156.29	0.926	16:44:29.445
121 - D3	32.446	41.400	29.741	175.0	235.8	1:43.587	157.15	0.359	16:46:13.032
122 - D3	32.420	41.551	29.768	174.7	236.3	1:43.739	156.92	0.511	16:47:56.771
123 - D3	32.544	41.779	29.902	174.1	235.8	1:44.225	156.19	0.997	16:49:40.996
124 - D3	32.512	41.464	29.755	174.1	234.7	1:43.731	156.93	0.503	16:51:24.727
125 - D3	32.580	41.542	29.718	174.4	236.8	1:43.840	156.77	0.612	16:53:08.567
126 - D3	32.573	41.889	29.923	174.7	236.8	1:44.385	155.95	1.157	16:54:52.952

Weather / Track : Showers / Wet

Kyalami Grand Prix Circuit

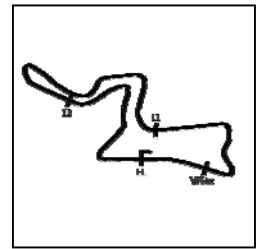
Circuit Length = 4.522 km

Start: 12:58 Flag 21:58 End: 22:03



# Kyalami 9 Hours

## RACE - SECTOR ANALYSIS



SECTOR 1 = FL to I1,		SECTOR 2 = I1 to I2		SECTOR 3 = I2 to I3,		SECTOR 4 = I3 to FL,		DIFF = Difference To Personal Best Lap,	P = Crossed Finish Line in Pit Lane,	D = Time Disallowed	
127 - D3	32.538	41.559	29.783	175.6	235.2	1:43.880	156.71	0.652	16:56:36.832		
128 - D3	32.499	41.437	30.026	174.7	235.2	1:43.962	156.58	0.734	16:58:20.794		
129 - D3	32.496	41.378	29.674	175.0	235.2	1:43.548	157.21	0.320	17:00:04.342		
130 - D3	32.518	41.326	29.641	174.7	235.2	1:43.485	157.30	0.257	17:01:47.827		
131 - D3	32.502	41.551	29.695	174.7	235.8	1:43.748	156.91	0.520	17:03:31.575		
132 - D3	32.445	41.423	29.937	174.7	235.8	1:43.805	156.82	0.577	17:05:15.380		
133 - D3	<b>32.377</b>	41.580	29.744	173.6	235.8	1:43.701	156.98	0.473	17:06:59.081		
134 - D3	32.508	41.298	29.766	173.6	235.2	1:43.572	157.17	0.344	17:08:42.653		
135 - D3	32.611	41.850	29.849	174.7	237.3	1:44.310	156.06	1.082	17:10:26.963		
136 - D3	32.793	42.697	30.834	173.9	237.8	1:46.324	153.10	3.096	17:12:13.287		
137 - D3	33.315	41.666	29.707	175.0	237.8	1:44.688	155.50	1.460	17:13:57.975		
138 - D3	32.483	41.259	29.874	175.0	235.8	1:43.616	157.11	0.388	17:15:41.591		
139 - D3	32.478	42.128	29.799	174.7	235.8	1:44.405	155.92	1.177	17:17:25.996		
140 - D3	32.515	41.544	29.765	174.4	236.3	1:43.824	156.79	0.596	17:19:09.820		
141 - D3	32.482	41.247	<b>29.580</b>	175.3	235.8	1:43.309	157.57	0.081	17:20:53.129		
<b>142 - D3</b>	32.467	<b>41.087</b>	29.674	175.3	235.2	<b>1:43.228 (1)</b>	<b>157.70</b>		<b>17:22:36.357</b>		
143 - D3	32.423	41.154	29.725	175.3	236.3	1:43.302	157.58	0.074	17:24:19.659		
144 - D3	32.470	41.317	29.769	175.6	236.3	1:43.556	157.20	0.328	17:26:03.215		
145 - D3	32.594	41.749	IN PIT		236.3	2:22.572	<b>P</b> 114.18	39.344	17:28:25.787		
146 - D3	OUTLAP	41.737	31.385	173.9	206.1	1:52.060	145.27	8.832	17:30:17.847		
147 - D3	32.779	41.605	29.950	174.7	235.2	1:44.334	156.02	1.106	17:32:02.181		
148 - D3	32.600	41.472	29.845	175.0	236.3	1:43.917	156.65	0.689	17:33:46.098		
149 - D3	32.573	41.431	29.896	173.9	235.2	1:43.900	156.68	0.672	17:35:29.998		
150 - D3	32.496	41.712	30.008	173.3	233.7	1:44.216	156.20	0.988	17:37:14.214		
151 - D3	32.648	41.423	29.877	174.4	234.2	1:43.948	156.60	0.720	17:38:58.162		
152 - D3	32.811	41.703	29.837	174.7	234.7	1:44.351	156.00	1.123	17:40:42.513		
153 - D3	32.507	41.370	29.804	174.1	235.8	1:43.681	157.01	0.453	17:42:26.194		
154 - D3	32.505	41.422	29.871	174.4	235.8	1:43.798	156.83	0.570	17:44:09.992		
155 - D3	32.479	41.387	29.941	175.0	236.3	1:43.807	156.82	0.579	17:45:53.799		
156 - D3	32.519	41.400	29.931	173.9	236.3	1:43.850	156.75	0.622	17:47:37.649		
157 - D3	32.509	41.629	29.947	174.4	235.8	1:44.085	156.40	0.857	17:49:21.734		
158 - D3	32.686	41.672	34.089	81.2	236.8	1:48.447	150.11	5.219	17:51:10.181		
159 - D3	1:05.144	1:17.765	IN PIT		81.6	4:32.106	<b>P</b> 59.82	2:48.878	17:55:42.287		
160 - D1	OUTLAP	1:18.195	53.741	80.8	81.5	3:18.986	81.81	1:35.758	17:59:01.273		
161 - D1	1:05.678	1:18.099	49.598	172.5	81.2	3:13.375	84.18	1:30.147	18:02:14.648		
162 - D1	34.912	49.754	42.569	116.2	232.2	2:07.235	127.94	24.007	18:04:21.883		
163 - D1	46.311	53.434	35.909	175.0	127.5	2:15.654	120.00	32.426	18:06:37.537		
164 - D1	32.734	41.638	29.765	174.4	234.2	1:44.137	156.32	0.909	18:08:21.674		
165 - D1	32.765	41.569	29.708	173.9	235.2	1:44.042	156.46	0.814	18:10:05.716		
166 - D1	32.689	41.473	29.643	173.9	235.2	1:43.805	156.82	0.577	18:11:49.521		
167 - D1	32.696	41.416	29.694	173.9	235.2	1:43.806	156.82	0.578	18:13:33.327		
168 - D1	32.586	41.321	29.637	174.7	235.8	1:43.544	157.22	0.316	18:15:16.871		
169 - D1	32.571	41.341	29.685	174.1	236.3	1:43.597	157.13	0.369	18:17:00.468		
170 - D1	32.663	41.236	29.828	173.9	235.2	1:43.727	156.94	0.499	18:18:44.195		
171 - D1	32.651	41.378	29.856	173.0	236.3	1:43.885	156.70	0.657	18:20:28.080		
172 - D1	32.543	41.319	29.728	173.6	235.8	1:43.590	157.15	0.362	18:22:11.670		
173 - D1	32.530	41.264	29.626	175.0	235.8	1:43.420	157.40	0.192	18:23:55.090		
174 - D1	32.722	41.336	29.713	174.1	235.8	1:43.771	156.87	0.543	18:25:38.861		
175 - D1	32.599	41.500	29.759	173.9	235.8	1:43.858	156.74	0.630	18:27:22.719		
176 - D1	32.528	41.425	29.652	174.1	235.2	1:43.605	157.12	0.377	18:29:06.324		
177 - D1	32.545	41.745	29.918	174.4	236.3	1:44.208	156.21	0.980	18:30:50.532		
178 - D1	32.696	41.281	29.758	174.1	235.2	1:43.735	156.93	0.507	18:32:34.267		
179 - D1	33.392	41.730	29.775	174.4	236.3	1:44.897	155.19	1.669	18:34:19.164		
180 - D1	32.549	41.253	29.643	174.4	236.3	1:43.445	157.37	0.217	18:36:02.609		
181 - D1	32.445	41.428	29.702	174.7	236.3	1:43.575	157.17	0.347	18:37:46.184		
182 - D1	32.570	41.576	29.687	174.7	235.8	1:43.833	156.78	0.605	18:39:30.017		
183 - D1	32.584	41.414	30.188	173.6	236.8	1:44.186	156.25	0.958	18:41:14.203		
184 - D1	33.101	41.442	29.805	174.7	237.3	1:44.348	156.00	1.120	18:42:58.551		
185 - D1	32.538	41.787	29.698	175.0	237.3	1:44.023	156.49	0.795	18:44:42.574		
186 - D1	32.530	41.473	29.788	174.7	237.8	1:43.791	156.84	0.563	18:46:26.365		
187 - D1	32.490	41.484	29.649	175.3	236.3	1:43.623	157.10	0.395	18:48:09.988		
188 - D1	32.664	41.474	29.668	175.0	235.8	1:43.806	156.82	0.578	18:49:53.794		
189 - D1	32.628	41.528	29.771	175.3	235.2	1:43.927	156.64	0.699	18:51:37.721		
190 - D1	32.544	41.451	29.772	175.3	235.2	1:43.767	156.88	0.539	18:53:21.488		
191 - D1	32.588	41.262	29.768	175.3	236.8	1:43.618	157.10	0.390	18:55:05.106		

Weather / Track : Showers / Wet

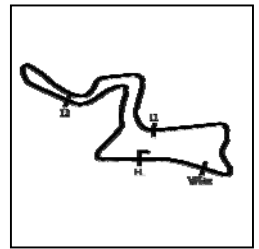
Kyalami Grand Prix Circuit

Circuit Length = 4.522 km

Start: 12:58 Flag 21:58 End: 22:03

# Kyalami 9 Hours

## RACE - SECTOR ANALYSIS



SECTOR 1 = FL to I1, SECTOR 2 = I1 to I2 SECTOR 3 = I2 to I3, SECTOR 4 = I3 to FL, DIFF = Difference To Personal Best Lap, P = Crossed Finish Line in Pit Lane, D = Time Disallowed

192 - D1	32.567	41.295	29.794	176.1	236.3	1:43.656	157.05	0.428	18:56:48.762
193 - D1	32.976	41.904	IN PIT		237.3	2:22.772	P 114.02	39.544	18:59:11.534
194 - D1	OUTLAP	41.888	30.068	174.4	207.6	1:50.329	147.55	7.101	19:01:01.863
195 - D1	32.782	41.651	29.883	175.0	235.2	1:44.316	156.05	1.088	19:02:46.179
196 - D1	32.740	41.692	29.969	174.4	235.2	1:44.401	155.92	1.173	19:04:30.580
197 - D1	32.777	42.121	30.084	174.7	236.3	1:44.982	155.06	1.754	19:06:15.562
198 - D1	32.816	41.419	29.904	175.3	236.3	1:44.139	156.32	0.911	19:07:59.701
199 - D1	32.772	42.150	30.773	174.7	236.8	1:45.695	154.02	2.467	19:09:45.396
200 - D1	32.838	41.685	29.900	175.0	235.8	1:44.423	155.89	1.195	19:11:29.819
201 - D1	32.745	42.535	29.933	174.4	236.8	1:45.213	154.72	1.985	19:13:15.032
202 - D1	32.802	42.089	30.375	175.0	236.3	1:45.266	154.64	2.038	19:15:00.298
203 - D1	32.842	41.719	29.872	174.4	235.2	1:44.433	155.88	1.205	19:16:44.731
204 - D1	32.764	41.554	29.938	175.3	235.2	1:44.256	156.14	1.028	19:18:28.987
205 - D1	32.971	41.967	30.025	175.3	235.2	1:44.963	155.09	1.735	19:20:13.950
206 - D1	33.023	41.847	30.468	174.1	235.2	1:45.338	154.54	2.110	19:21:59.288
207 - D1	32.821	41.651	29.729	175.3	234.2	1:44.201	156.22	0.973	19:23:43.489
208 - D1	32.708	41.683	29.700	174.7	235.2	1:44.091	156.39	0.863	19:25:27.580
209 - D1	32.916	42.085	29.784	175.8	235.2	1:44.785	155.35	1.557	19:27:12.365
210 - D1	32.838	41.823	30.016	174.7	235.8	1:44.677	155.51	1.449	19:28:57.042
211 - D1	32.795	42.470	30.288	175.0	235.2	1:45.553	154.22	2.325	19:30:42.595
212 - D1	32.963	41.697	30.090	175.3	236.8	1:44.750	155.41	1.522	19:32:27.345
213 - D1	36.594	1:04.684	IN PIT		181.8	3:49.957	P 70.79	2:06.729	19:36:17.302
214 - D2	OUTLAP	1:18.783	54.328	81.0	81.2	3:21.269	80.88	1:38.041	19:39:38.571
215 - D2	1:06.335	1:19.833	IN PIT		81.3	4:37.658	P 58.63	2:54.430	19:44:16.229
216 - D2	OUTLAP	1:19.402	55.621	80.5	80.8	3:25.025	79.40	1:41.797	19:47:41.254
217 - D2	1:07.093	1:20.884	47.833	165.6	80.7	3:15.810	83.13	1:32.582	19:50:57.064
218 - D2	47.194	59.641	51.660	72.7	171.1	2:38.495	102.71	55.267	19:53:35.559
219 - D2	1:08.610	1:19.400	53.759	98.1	93.5	3:21.769	80.68	1:38.541	19:56:57.328
220 - D2	1:01.291	1:17.212	57.985	120.2	119.7	3:16.488	82.85	1:33.260	20:00:13.816
221 - D2	54.509	1:17.578	1:01.597	122.7	133.3	3:13.684	84.05	1:30.456	20:03:27.500
222 - D2	1:04.406	1:13.842	56.746	73.8	113.4	3:14.994	83.48	1:31.766	20:06:42.494
223 - D2	1:00.681	1:15.556	56.539	91.0	104.0	3:12.776	84.44	1:29.548	20:09:55.270
224 - D2	59.820	1:39.187	1:10.966	61.0	96.0	3:49.973	70.78	2:06.745	20:13:45.243
225 - D2	1:29.911	2:01.893	1:18.969	64.5	72.4	4:50.773	55.98	3:07.545	20:18:36.016
226 - D2	1:33.140	1:34.702	1:12.327	53.8	51.4	4:20.169	62.57	2:36.941	20:22:56.185
227 - D2	1:26.669	1:38.867	1:07.816	65.9	58.9	4:13.352	64.25	2:30.124	20:27:09.537
228 - D2	1:16.915	1:28.850	1:02.525	87.9	71.6	3:48.290	71.30	2:05.062	20:30:57.827
229 - D2	1:04.574	1:24.402	56.484	88.6	105.4	3:25.460	79.23	1:42.232	20:34:23.287
230 - D2	1:07.476	1:35.226	1:04.510	99.5	96.0	3:47.212	71.64	2:03.984	20:38:10.499
231 - D2	1:10.047	1:20.704	1:03.313	75.5	92.7	3:34.064	76.04	1:50.836	20:41:44.563
232 - D2	1:14.228	1:38.887	1:04.520	76.1	85.4	3:57.635	68.50	2:14.407	20:45:42.198
233 - D2	1:18.974	1:29.241	IN PIT		71.3	4:22.717	P 61.96	2:39.489	20:50:04.915
234 - D3	OUTLAP	1:25.071	IN PIT		145.5	3:54.849	P 69.31	2:11.621	20:53:59.764
235 - D3	OUTLAP	1:21.525	54.821	89.4	135.3	3:28.331	78.14	1:45.103	20:57:28.095
236 - D3	1:10.171	1:19.427	56.058	76.3	82.1	3:25.656	79.15	1:42.428	21:00:53.751
237 - D3	1:04.124	1:30.200	1:03.721	70.4	78.6	3:38.045	74.65	1:54.817	21:04:31.796
238 - D3	1:16.818	1:21.189	53.521	73.5	76.2	3:31.528	76.96	1:48.300	21:08:03.324
239 - D3	57.261	1:18.064	1:04.929	86.2	106.7	3:20.254	81.29	1:37.026	21:11:23.578
240 - D3	1:10.154	1:18.386	56.974	73.1	93.1	3:25.514	79.21	1:42.286	21:14:49.092
241 - D3	1:04.137	1:16.239	1:04.221	63.6	129.3	3:24.597	79.56	1:41.369	21:18:13.689
242 - D3	1:10.456	1:23.772	59.957	83.2	88.3	3:34.185	76.00	1:50.957	21:21:47.874
243 - D3	1:11.299	1:11.787	53.269	112.0	102.8	3:16.355	82.90	1:33.127	21:25:04.229
244 - D3	56.168	1:09.459	50.939	142.2	152.1	2:56.566	92.19	1:13.338	21:28:00.795
245 - D3	58.704	1:08.861	50.138	95.6	121.7	2:57.703	91.60	1:14.475	21:30:58.498
246 - D3	51.056	1:11.978	43.115	168.7	166.4	2:46.149	97.97	1:02.921	21:33:44.647
247 - D3	38.660	49.900	35.377	169.8	193.5	2:03.937	131.35	20.709	21:35:48.584
248 - D3	37.245	48.814	34.794	170.0	221.7	2:00.853	134.70	17.625	21:37:49.437
249 - D3	37.244	48.142	34.365	170.0	218.6	1:59.751	135.94	16.523	21:39:49.188
250 - D3	37.035	47.942	34.125	170.3	226.8	1:59.102	136.68	15.874	21:41:48.290
251 - D3	36.868	47.851	34.060	170.8	225.9	1:58.779	137.05	15.551	21:43:47.069
252 - D3	36.638	47.687	34.104	170.8	230.2	1:58.429	137.45	15.201	21:45:45.498
253 - D3	36.470	47.264	33.689	170.6	230.2	1:57.423	138.63	14.195	21:47:42.921
254 - D3	36.277	47.333	33.652	171.1	229.7	1:57.262	138.82	14.034	21:49:40.183
255 - D3	35.971	47.054	33.646	170.3	231.2	1:56.671	139.53	13.443	21:51:36.854
256 - D3	35.929	46.924	33.600	169.8	229.7	1:56.453	139.79	13.225	21:53:33.307

Weather / Track : Showers / Wet

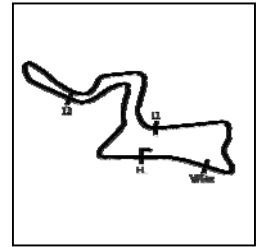
Kyalami Grand Prix Circuit

Circuit Length = 4.522 km

Start: 12:58 Flag 21:58 End: 22:03

# Kyalami 9 Hours

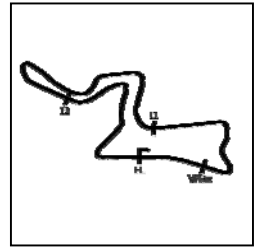
## RACE - SECTOR ANALYSIS



SECTOR 1 = FL to I1,		SECTOR 2 = I1 to I2		SECTOR 3 = I2 to I3,		SECTOR 4 = I3 to FL,		DIFF = Difference To Personal Best Lap,	P = Crossed Finish Line in Pit Lane,	D = Time Disallowed	
257 - D3	35.780		46.608		33.447	170.0	229.7	1:55.835	140.53	12.607	21:55:29.142
258 - D3	35.651		46.685		33.164	170.3	230.2	1:55.500	140.94	12.272	21:57:24.642
259 - D3	35.706		46.613		33.215	170.0	230.7	1:55.534	140.90	12.306	21:59:20.176

# Kyalami 9 Hours

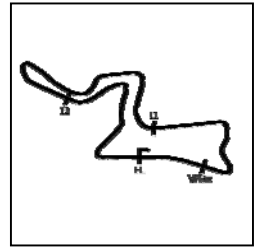
## RACE - SECTOR ANALYSIS



SECTOR 1 = FL to I1, SECTOR 2 = I1 to I2, SECTOR 3 = I2 to I3, SECTOR 4 = I3 to FL, DIFF = Difference To Personal Best Lap, P = Crossed Finish Line in Pit Lane, D = Time Disallowed

# Kyalami 9 Hours

## RACE - SECTOR ANALYSIS



SECTOR 1 = FL to I1, SECTOR 2 = I1 to I2 SECTOR 3 = I2 to I3, SECTOR 4 = I3 to FL, DIFF = Difference To Personal Best Lap, P = Crossed Finish Line in Pit Lane, D = Time Disallowed

P7 42 Pro		BMW Team Schnitzer			BMW M6 GT3				
IDEAL LAP TIME : 1:43.141		BEST LAP TIME : 1:43.231			DIFFERENCE : 0.090				
D1: Martin TOMCZYK		D2: Sheldon VAN DER LINDE			D3: Augusto FARFUS				
LAP	SECTOR 1	SECTOR 2	SECTOR 3	SPEED TRAP	LAP TIME	KPH	DIFF	TIME OF DAY	
1 - D1		41.920	30.613	173.3	218.6	1:51.578	145.89	8.347	13:00:34.917
2 - D1	34.923	42.530	30.473	171.7	238.4	1:47.926	150.83	4.695	13:02:22.843
3 - D1	33.131	42.463	30.259	173.3	236.3	1:45.853	153.79	2.622	13:04:08.696
4 - D1	33.020	42.454	30.285	173.0	236.8	1:45.759	153.92	2.528	13:05:54.455
5 - D1	34.402	42.780	30.067	171.9	236.8	1:47.249	151.78	4.018	13:07:41.704
6 - D1	33.025	42.182	31.552	172.2	235.2	1:46.759	152.48	3.528	13:09:28.463
7 - D1	33.555	42.318	30.148	172.8	238.9	1:46.021	153.54	2.790	13:11:14.484
8 - D1	33.743	43.110	30.127	172.2	238.4	1:46.980	152.17	3.749	13:13:01.464
9 - D1	33.050	42.086	30.168	173.0	236.3	1:45.304	154.59	2.073	13:14:46.768
10 - D1	33.393	41.925	29.937	173.3	237.3	1:45.255	154.66	2.024	13:16:32.023
11 - D1	33.034	41.827	29.944	172.8	236.3	1:44.805	155.32	1.574	13:18:16.828
12 - D1	32.960	42.011	29.916	173.0	235.2	1:44.887	155.20	1.656	13:20:01.715
13 - D1	32.949	41.907	29.881	173.3	236.8	1:44.737	155.42	1.506	13:21:46.452
14 - D1	33.080	42.120	30.128	174.1	236.8	1:45.328	154.55	2.097	13:23:31.780
15 - D1	34.944	42.144	30.105	172.2	238.9	1:47.193	151.86	3.962	13:25:18.973
16 - D1	33.126	42.724	30.003	173.6	237.8	1:45.853	153.79	2.622	13:27:04.826
17 - D1	32.919	41.969	30.046	173.0	236.8	1:44.934	155.13	1.703	13:28:49.760
18 - D1	33.056	42.043	30.074	172.8	235.8	1:45.173	154.78	1.942	13:30:34.933
19 - D1	33.061	42.025	30.104	173.9	236.3	1:45.190	154.75	1.959	13:32:20.123
20 - D1	32.912	41.905	30.046	173.9	236.3	1:44.863	155.24	1.632	13:34:04.986
21 - D1	33.007	42.065	30.098	173.9	237.3	1:45.170	154.78	1.939	13:35:50.156
22 - D1	32.932	41.976	29.978	173.9	237.3	1:44.886	155.20	1.655	13:37:35.042
23 - D1	33.075	41.749	29.940	173.6	236.8	1:44.764	155.38	1.533	13:39:19.806
24 - D1	32.818	41.794	29.994	174.1	236.8	1:44.606	155.62	1.375	13:41:04.412
25 - D1	32.821	41.694	30.124	174.1	238.9	1:44.639	155.57	1.408	13:42:49.051
26 - D1	32.921	41.817	29.997	173.6	238.9	1:44.735	155.43	1.504	13:44:33.786
27 - D1	33.068	41.975	30.130	173.3	238.4	1:45.173	154.78	1.942	13:46:18.959
28 - D1	32.943	41.610	29.933	174.1	237.3	1:44.486	155.80	1.255	13:48:03.445
29 - D1	32.730	41.840	30.090	174.7	238.9	1:44.660	155.54	1.429	13:49:48.105
30 - D1	33.013	41.777	30.081	173.3	238.4	1:44.871	155.23	1.640	13:51:32.976
31 - D1	33.571	43.063	30.361	173.3	237.3	1:46.995	152.14	3.764	13:53:19.971
32 - D1	33.025	41.966	IN PIT		238.4	3:06.073	P 87.48	1:22.842	13:56:26.044
33 - D3	OUTLAP	42.113	30.543	171.4	204.1	1:52.656	144.50	9.425	13:58:18.700
34 - D3	33.054	42.665	29.827	172.2	234.7	1:45.546	154.23	2.315	14:00:04.246
35 - D3	32.684	41.326	29.925	173.3	235.8	1:43.935	156.62	0.704	14:01:48.181
36 - D3	32.821	41.416	29.725	172.2	236.3	1:43.962	156.58	0.731	14:03:32.143
37 - D3	33.425	42.621	30.079	173.0	235.8	1:46.125	153.39	2.894	14:05:18.268
38 - D3	32.643	41.560	29.961	174.1	235.8	1:44.164	156.28	0.933	14:07:02.432
39 - D3	32.611	41.653	29.890	172.5	235.8	1:44.154	156.29	0.923	14:08:46.586
40 - D3	32.612	41.629	29.836	173.6	235.2	1:44.077	156.41	0.846	14:10:30.663
41 - D3	32.632	41.984	29.966	173.6	236.3	1:44.582	155.65	1.351	14:12:15.245
42 - D3	32.608	41.655	30.017	172.2	236.3	1:44.280	156.11	1.049	14:13:59.525
43 - D3	32.686	41.538	29.852	172.8	235.8	1:44.076	156.41	0.845	14:15:43.601
44 - D3	32.686	41.767	29.928	173.3	236.3	1:44.381	155.95	1.150	14:17:27.982
45 - D3	32.790	41.529	29.885	174.1	236.8	1:44.204	156.22	0.973	14:19:12.186
46 - D3	32.658	41.412	29.880	173.3	238.4	1:43.950	156.60	0.719	14:20:56.136
47 - D3	32.706	41.433	29.821	174.1	237.8	1:43.960	156.59	0.729	14:22:40.096
48 - D3	32.872	41.687	29.820	173.9	238.9	1:44.379	155.96	1.148	14:24:24.475
49 - D3	32.589	41.593	29.959	173.6	237.3	1:44.141	156.31	0.910	14:26:08.616
50 - D3	32.648	41.570	29.937	173.6	236.8	1:44.155	156.29	0.924	14:27:52.771
51 - D3	32.676	41.479	29.941	173.6	237.3	1:44.096	156.38	0.865	14:29:36.867
52 - D3	32.603	41.395	29.851	174.7	237.3	1:43.849	156.75	0.618	14:31:20.716
53 - D3	32.550	41.411	29.832	174.4	237.8	1:43.793	156.84	0.562	14:33:04.509
54 - D3	32.706	41.822	30.059	173.6	236.3	1:44.587	155.65	1.356	14:34:49.096
55 - D3	32.635	41.629	29.892	174.4	237.8	1:44.156	156.29	0.925	14:36:33.252
56 - D3	32.580	41.413	29.839	174.4	237.8	1:43.832	156.78	0.601	14:38:17.084
57 - D3	32.620	41.638	29.965	174.4	237.8	1:44.223	156.19	0.992	14:40:01.307
58 - D3	32.689	42.079	30.339	173.9	238.9	1:45.107	154.88	1.876	14:41:46.414
59 - D3	33.540	42.495	30.083	173.6	236.3	1:46.118	153.40	2.887	14:43:32.532
60 - D3	32.739	41.373	29.824	173.9	236.8	1:43.936	156.62	0.705	14:45:16.468
61 - D3	32.617	41.595	29.826	175.0	237.3	1:44.038	156.47	0.807	14:47:00.506

Weather / Track : Showers / Wet

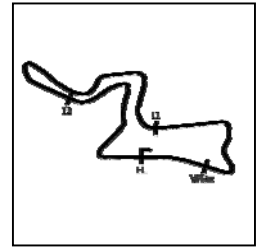
Kyalami Grand Prix Circuit

Circuit Length = 4.522 km

Start: 12:58 Flag 21:58 End: 22:03

# Kyalami 9 Hours

## RACE - SECTOR ANALYSIS



SECTOR 1 = FL to I1,		SECTOR 2 = I1 to I2		SECTOR 3 = I2 to I3,		SECTOR 4 = I3 to FL,		DIFF = Difference To Personal Best Lap,		P = Crossed Finish Line in Pit Lane,		D = Time Disallowed	
62 - D3	32.594	41.357	29.840	174.7	238.4	1:43.791	156.84	0.560	14:48:44.297				
63 - D3	32.657	41.406	29.937	173.0	238.4	1:44.000	156.53	0.769	14:50:28.297				
64 - D3	32.686	41.369	29.828	174.4	237.8	1:43.883	156.70	0.652	14:52:12.180				
65 - D3	32.622	41.525	29.853	174.1	237.3	1:44.000	156.53	0.769	14:53:56.180				
66 - D3	32.640	41.648	29.925	173.9	237.3	1:44.213	156.21	0.982	14:55:40.393				
67 - D3	32.602	41.418	30.164	174.4	237.8	1:44.184	156.25	0.953	14:57:24.577				
68 - D3	33.150	41.675	IN PIT		238.4	2:22.673	<b>P</b> 114.10	39.442	14:59:47.250				
69 - D3	OUTLAP	41.549	29.976	172.8	206.5	1:50.231	147.68	7.000	15:01:37.481				
70 - D3	32.809	41.632	30.086	173.9	236.3	1:44.527	155.74	1.296	15:03:22.008				
71 - D3	32.910	42.480	30.384	171.7	238.9	1:45.774	153.90	2.543	15:05:07.782				
72 - D3	32.942	41.650	30.111	172.2	235.8	1:44.703	155.47	1.472	15:06:52.485				
73 - D3	33.277	41.699	29.954	172.2	237.3	1:44.930	155.14	1.699	15:08:37.415				
74 - D3	32.783	41.496	29.900	172.8	236.8	1:44.179	156.26	0.948	15:10:21.594				
75 - D3	32.778	41.587	29.938	173.0	236.8	1:44.303	156.07	1.072	15:12:05.897				
76 - D3	32.644	41.462	29.991	173.0	237.3	1:44.097	156.38	0.866	15:13:49.994				
77 - D3	32.715	41.522	29.835	173.9	237.8	1:44.072	156.42	0.841	15:15:34.066				
78 - D3	32.615	41.433	30.015	174.4	238.4	1:44.063	156.43	0.832	15:17:18.129				
79 - D3	32.627	41.594	30.104	174.7	240.0	1:44.325	156.04	1.094	15:19:02.454				
80 - D3	32.662	41.405	29.912	174.1	238.4	1:43.979	156.56	0.748	15:20:46.433				
81 - D3	32.613	41.586	29.838	174.4	239.4	1:44.037	156.47	0.806	15:22:30.470				
82 - D3	32.588	41.456	29.889	174.7	238.4	1:43.933	156.63	0.702	15:24:14.403				
83 - D3	32.946	42.136	30.110	173.3	239.4	1:45.192	154.75	1.961	15:25:59.595				
84 - D3	32.839	41.498	29.855	175.3	237.3	1:44.192	156.24	0.961	15:27:43.787				
85 - D3	32.687	41.546	30.070	174.1	239.4	1:44.303	156.07	1.072	15:29:28.090				
86 - D3	32.649	41.490	29.888	174.4	239.4	1:44.027	156.49	0.796	15:31:12.117				
87 - D3	32.590	41.505	29.904	175.0	240.5	1:43.999	156.53	0.768	15:32:56.116				
88 - D3	32.693	42.862	29.889	174.7	239.4	1:45.444	154.38	2.213	15:34:41.560				
89 - D3	32.754	1:17.157	IN PIT		238.9	4:09.118	<b>P</b> 65.34	2:25.887	15:38:50.678				
90 - D2	OUTLAP	1:19.558	54.549	79.4	80.1	3:22.543	80.37	1:39.312	15:42:13.221				
91 - D2	1:06.913	47.666	31.361	169.8	80.2	2:25.940	111.54	42.709	15:44:39.161				
92 - D2	34.170	47.660	39.335	161.4	231.2	2:01.165	134.35	17.934	15:46:40.326				
93 - D2	44.992	54.443	38.681	154.2	144.7	2:18.116	117.86	34.885	15:48:58.442				
94 - D2	45.569	57.843	36.697	175.6	138.2	2:20.109	116.18	36.878	15:51:18.551				
95 - D2	33.035	43.121	30.501	173.9	241.0	1:46.657	152.63	3.426	15:53:05.208				
96 - D2	32.893	41.826	30.243	174.7	238.9	1:44.962	155.09	1.731	15:54:50.170				
97 - D2	32.953	42.036	29.834	173.6	241.0	1:44.823	155.30	1.592	15:56:34.993				
98 - D2	32.796	41.581	30.079	174.4	238.9	1:44.456	155.84	1.225	15:58:19.449				
99 - D2	32.718	41.495	30.034	173.3	238.9	1:44.247	156.15	1.016	16:00:03.696				
100 - D2	32.729	41.704	29.948	173.9	237.8	1:44.381	155.95	1.150	16:01:48.077				
101 - D2	32.696	41.418	29.847	174.4	237.3	1:43.961	156.58	0.730	16:03:32.038				
102 - D2	32.639	49.152	IN PIT		240.0	2:23.146	<b>P</b> 113.72	39.915	16:05:55.184				
103 - D2	OUTLAP	1:19.191	54.607	79.5	80.5	3:22.260	80.48	1:39.029	16:09:17.444				
104 - D2	1:06.767	1:19.625	54.474	81.6	80.4	3:20.866	81.04	1:37.635	16:12:38.310				
105 - D2	39.175	51.309	37.756	133.1	189.1	2:08.240	126.94	25.009	16:14:46.550				
106 - D2	43.105	55.557	37.456	144.1	142.1	2:16.118	119.59	32.887	16:17:02.668				
107 - D2	47.129	59.297	41.071	140.8	157.2	2:27.497	110.36	44.266	16:19:30.165				
108 - D2	42.714	56.119	36.240	144.9	198.1	2:15.073	120.52	31.842	16:21:45.238				
109 - D2	45.398	51.964	37.663	107.1	152.9	2:15.025	120.56	31.794	16:24:00.263				
110 - D2	43.138	53.672	39.085	116.3	184.3	2:15.895	119.79	32.664	16:26:16.158				
111 - D2	43.164	1:01.328	32.483	176.1	187.8	2:16.975	118.84	33.744	16:28:33.133				
112 - D2	32.920	41.861	30.157	173.6	241.0	1:44.938	155.13	1.707	16:30:18.071				
113 - D2	32.866	41.546	30.014	173.9	238.9	1:44.426	155.89	1.195	16:32:02.497				
114 - D2	32.586	41.373	29.782	174.4	238.4	1:43.741	156.92	0.510	16:33:46.238				
115 - D2	32.558	41.482	29.834	173.9	238.9	1:43.874	156.72	0.643	16:35:30.112				
116 - D2	32.652	41.464	29.750	174.4	238.4	1:43.866	156.73	0.635	16:37:13.978				
117 - D2	32.550	41.455	29.935	173.6	237.3	1:43.940	156.62	0.709	16:38:57.918				
118 - D2	32.585	41.346	29.637	174.4	237.3	1:43.568	157.18	0.337	16:40:41.486				
119 - D2	32.493	41.220	29.770	173.9	238.4	1:43.483	157.31	0.252	16:42:24.969				
120 - D2	32.494	41.107	29.630	173.6	236.3	1:43.231 (1)	157.69		16:44:08.200				
121 - D2	32.978	41.539	29.662	174.7	237.3	1:44.179	156.26	0.948	16:45:52.379				
122 - D2	32.501	41.252	29.772	175.3	237.8	1:43.525	157.24	0.294	16:47:35.904				
123 - D2	32.509	42.096	30.010	173.3	237.8	1:44.615	155.61	1.384	16:49:20.519				
124 - D2	32.733	41.497	29.929	172.2	236.3	1:44.159	156.29	0.928	16:51:04.678				
125 - D2	32.555	41.156	29.724	173.9	236.8	1:43.435	157.38	0.204	16:52:48.113				
126 - D2	32.551	41.314	29.685	174.1	236.8	1:43.550	157.21	0.319	16:54:31.663				

Kyalami Grand Prix Circuit

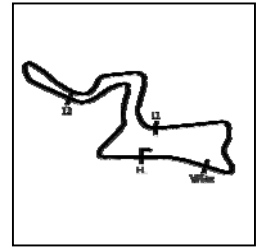
Circuit Length = 4.522 km

Start: 12:58 Flag 21:58 End: 22:03

Weather / Track : Showers / Wet

# Kyalami 9 Hours

## RACE - SECTOR ANALYSIS



SECTOR 1 = FL to I1,		SECTOR 2 = I1 to I2		SECTOR 3 = I2 to I3,		SECTOR 4 = I3 to FL,		DIFF = Difference To Personal Best Lap,		P = Crossed Finish Line in Pit Lane,		D = Time Disallowed	
127 - D2	32.588	41.170	29.681	174.1	237.3	1:43.439	157.37	0.208	16:56:15.102				
128 - D2	32.490	41.210	29.705	173.6	237.3	1:43.405	157.43	0.174	16:57:58.507				
129 - D2	32.446	41.167	29.712	173.9	237.3	1:43.325	(3) 157.55	0.094	16:59:41.832				
130 - D2	32.435	41.614	29.606	173.6	237.3	1:43.655	157.05	0.424	17:01:25.487				
131 - D2	32.464	41.200	29.703	174.1	236.8	1:43.367	157.48	0.136	17:03:08.854				
132 - D2	32.428	41.136	29.758	173.0	237.8	1:43.322	(2) 157.55	0.091	17:04:52.176				
133 - D2	32.584	41.344	29.745	173.0	237.3	1:43.673	157.02	0.442	17:06:35.849				
134 - D2	32.613	41.161	IN PIT		236.8	2:21.795	P 114.80	38.564	17:08:57.644				
135 - D2	OUTLAP	41.536	29.751	173.3	204.1	1:49.868	148.17	6.637	17:10:47.512				
136 - D2	32.689	41.286	29.816	172.8	236.8	1:43.791	156.84	0.560	17:12:31.303				
137 - D2	32.680	41.426	29.826	173.9	236.8	1:43.932	156.63	0.701	17:14:15.235				
138 - D2	32.607	41.478	29.893	173.6	238.4	1:43.978	156.56	0.747	17:15:59.213				
139 - D2	32.709	41.412	29.893	174.7	238.4	1:44.014	156.50	0.783	17:17:43.227				
140 - D2	32.607	41.634	30.364	174.4	240.0	1:44.605	155.62	1.374	17:19:27.832				
141 - D2	32.671	41.512	29.890	175.3	237.3	1:44.073	156.42	0.842	17:21:11.905				
142 - D2	32.756	41.245	29.925	174.4	240.5	1:43.926	156.64	0.695	17:22:55.831				
143 - D2	32.737	41.390	29.771	173.6	240.5	1:43.898	156.68	0.667	17:24:39.729				
144 - D2	32.569	41.238	29.756	173.3	237.3	1:43.563	157.19	0.332	17:26:23.292				
145 - D2	32.688	41.445	29.790	174.1	236.8	1:43.923	156.64	0.692	17:28:07.215				
146 - D2	32.549	41.426	29.810	174.4	238.9	1:43.785	156.85	0.554	17:29:51.000				
147 - D2	32.542	41.358	30.030	173.6	238.9	1:43.930	156.63	0.699	17:31:34.930				
148 - D2	32.645	41.565	29.893	174.4	238.4	1:44.103	156.37	0.872	17:33:19.033				
149 - D2	32.663	41.405	29.888	174.4	238.9	1:43.956	156.59	0.725	17:35:02.989				
150 - D2	32.619	41.588	30.019	174.7	238.9	1:44.226	156.19	0.995	17:36:47.215				
151 - D2	32.620	41.436	29.832	174.1	238.4	1:43.888	156.69	0.657	17:38:31.103				
152 - D2	32.737	41.398	29.955	175.0	238.4	1:44.090	156.39	0.859	17:40:15.193				
153 - D2	33.361	41.795	IN PIT		240.0	3:05.141	P 87.92	1:21.910	17:43:20.334				
154 - D1	OUTLAP	41.912	30.010	172.8	199.6	1:52.189	145.10	8.958	17:45:12.523				
155 - D1	32.581	41.292	29.776	172.8	234.7	1:43.649	157.06	0.418	17:46:56.172				
156 - D1	33.333	41.643	29.670	173.3	235.2	1:44.646	155.56	1.415	17:48:40.818				
157 - D1	32.762	41.288	29.707	173.6	235.8	1:43.757	156.89	0.526	17:50:24.575				
158 - D1	32.544	1:12.902	IN PIT		236.8	2:46.788	P 97.60	1:03.557	17:53:11.363				
159 - D1	OUTLAP	1:19.284	54.373	79.4	80.3	3:21.689	80.71	1:38.458	17:56:33.052				
160 - D1	1:06.761	1:19.270	54.447	79.4	80.2	3:20.478	81.20	1:37.247	17:59:53.530				
161 - D1	1:06.812	1:09.708	32.010	169.2	80.2	2:48.530	96.59	1:05.299	18:02:42.060				
162 - D1	33.832	43.063	31.618	169.8	226.8	1:48.513	150.02	5.282	18:04:30.573				
163 - D1	43.050	51.467	36.218	173.9	150.0	2:10.735	124.52	27.504	18:06:41.308				
164 - D1	33.569	41.573	29.865	174.4	236.3	1:45.007	155.02	1.776	18:08:26.315				
165 - D1	32.665	41.432	29.767	173.6	237.8	1:43.864	156.73	0.633	18:10:10.179				
166 - D1	32.514	41.303	29.698	174.1	238.4	1:43.515	157.26	0.284	18:11:53.694				
167 - D1	32.547	41.473	29.649	173.9	237.8	1:43.669	157.03	0.438	18:13:37.363				
168 - D1	32.556	41.348	29.803	173.9	238.4	1:43.707	156.97	0.476	18:15:21.070				
169 - D1	32.646	41.370	29.716	174.7	238.4	1:43.732	156.93	0.501	18:17:04.802				
170 - D1	32.609	41.276	29.716	173.6	238.9	1:43.601	157.13	0.370	18:18:48.403				
171 - D1	32.540	41.302	29.607	173.9	238.4	1:43.449	157.36	0.218	18:20:31.852				
172 - D1	32.584	41.277	29.670	174.7	237.8	1:43.531	157.23	0.300	18:22:15.383				
173 - D1	32.798	41.574	29.731	174.4	238.4	1:44.103	156.37	0.872	18:23:59.486				
174 - D1	32.528	41.258	30.007	174.7	237.8	1:43.793	156.84	0.562	18:25:43.279				
175 - D1	32.578	41.408	29.759	173.9	237.8	1:43.745	156.91	0.514	18:27:27.024				
176 - D1	32.657	41.302	29.834	173.9	237.3	1:43.793	156.84	0.562	18:29:10.817				
177 - D1	32.797	41.451	29.673	174.1	237.8	1:43.921	156.64	0.690	18:30:54.738				
178 - D1	32.621	41.303	29.838	173.6	236.8	1:43.762	156.88	0.531	18:32:38.500				
179 - D1	32.675	41.294	29.724	173.9	236.8	1:43.693	156.99	0.462	18:34:22.193				
180 - D1	32.683	41.288	29.815	173.9	237.3	1:43.786	156.85	0.555	18:36:05.979				
181 - D1	32.833	41.547	29.889	173.9	237.3	1:44.269	156.12	1.038	18:37:50.248				
182 - D1	32.656	41.402	29.855	173.9	237.3	1:43.913	156.66	0.682	18:39:34.161				
183 - D1	32.700	41.431	29.876	173.9	238.4	1:44.007	156.52	0.776	18:41:18.168				
184 - D1	32.727	41.838	29.789	175.0	237.3	1:44.354	155.99	1.123	18:43:02.522				
185 - D1	32.734	41.571	29.859	173.3	238.9	1:44.164	156.28	0.933	18:44:46.686				
186 - D1	32.650	41.353	29.685	174.1	237.8	1:43.688	157.00	0.457	18:46:30.374				
187 - D1	32.565	41.371	29.734	174.1	237.8	1:43.670	157.02	0.439	18:48:14.044				
188 - D1	32.699	41.533	29.773	174.4	237.8	1:44.005	156.52	0.774	18:49:58.049				
189 - D1	32.659	41.576	29.918	174.1	237.8	1:44.153	156.30	0.922	18:51:42.202				
190 - D1	32.659	41.435	29.809	175.0	238.4	1:43.903	156.67	0.672	18:53:26.105				
191 - D1	32.555	41.428	IN PIT		238.9	2:22.330	P 114.37	39.099	18:55:48.435				

Weather / Track : Showers / Wet

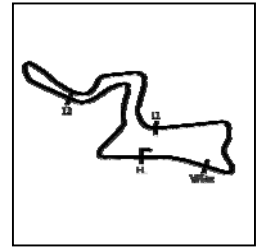
Kyalami Grand Prix Circuit

Circuit Length = 4.522 km

Start: 12:58 Flag 21:58 End: 22:03

# Kyalami 9 Hours

## RACE - SECTOR ANALYSIS



SECTOR 1 = FL to I1, SECTOR 2 = I1 to I2 SECTOR 3 = I2 to I3, SECTOR 4 = I3 to FL, DIFF = Difference To Personal Best Lap, P = Crossed Finish Line in Pit Lane, D = Time Disallowed

192 - D1	OUTLAP	41.534	30.008	173.6	206.1	1:49.968	148.03	6.737	18:57:38.403
193 - D1	32.793	41.718	30.097	173.6	238.4	1:44.608	155.62	1.377	18:59:23.011
194 - D1	32.969	41.428	29.907	173.6	237.8	1:44.304	156.07	1.073	19:01:07.315
195 - D1	32.719	41.678	29.899	173.9	237.8	1:44.296	156.08	1.065	19:02:51.611
196 - D1	32.767	41.753	29.989	174.4	236.8	1:44.509	155.76	1.278	19:04:36.120
197 - D1	32.749	41.616	29.987	174.1	237.8	1:44.352	156.00	1.121	19:06:20.472
198 - D1	32.564	41.527	30.009	174.7	238.9	1:44.100	156.38	0.869	19:08:04.572
199 - D1	33.747	41.723	30.823	174.1	238.9	1:46.293	153.15	3.062	19:09:50.865
200 - D1	32.776	41.739	29.869	174.1	238.4	1:44.384	155.95	1.153	19:11:35.249
201 - D1	32.732	41.710	30.096	173.0	238.4	1:44.538	155.72	1.307	19:13:19.787
202 - D1	32.908	41.780	29.921	175.3	238.4	1:44.609	155.61	1.378	19:15:04.396
203 - D1	32.984	41.621	30.019	175.0	240.0	1:44.624	155.59	1.393	19:16:49.020
204 - D1	32.713	41.743	30.351	174.1	239.4	1:44.807	155.32	1.576	19:18:33.827
205 - D1	32.736	41.710	29.959	175.3	238.4	1:44.405	155.92	1.174	19:20:18.232
206 - D1	32.959	41.861	29.956	175.0	238.4	1:44.776	155.37	1.545	19:22:03.008
207 - D1	32.866	41.884	29.908	175.0	238.9	1:44.658	155.54	1.427	19:23:47.666
208 - D1	32.819	41.663	29.996	175.6	238.9	1:44.478	155.81	1.247	19:25:32.144
209 - D1	32.690	41.604	30.061	175.6	238.9	1:44.355	155.99	1.124	19:27:16.499
210 - D1	32.979	41.675	29.915	175.3	239.4	1:44.569	155.67	1.338	19:29:01.068
211 - D1	32.867	41.635	30.037	173.9	239.4	1:44.539	155.72	1.308	19:30:45.607
212 - D1	33.084	41.941	30.298	174.1	238.4	1:45.323	154.56	2.092	19:32:30.930
213 - D1	37.900	1:09.763	IN PIT		167.9	3:14.590	P 83.65	1:31.359	19:35:45.520
214 - D1	OUTLAP	1:19.103	54.375	79.5	80.4	3:21.542	80.77	1:38.311	19:39:07.062
215 - D1	1:06.793	1:20.826	58.555	79.4	80.3	3:26.174	78.95	1:42.943	19:42:33.236
216 - D1	1:09.180	1:31.269	IN PIT		80.4	4:36.092	P 58.96	2:52.861	19:47:09.328
217 - D1	OUTLAP	1:21.156	52.317	162.8	79.5	3:22.866	80.24	1:39.635	19:50:32.194
218 - D1	40.949	1:15.643	1:01.088	78.8	163.8	2:57.680	91.62	1:14.449	19:53:29.874
219 - D1	1:08.053	1:20.477	54.850	97.5	89.5	3:23.380	80.04	1:40.149	19:56:53.254
220 - D1	1:00.898	1:17.441	56.144	87.4	102.2	3:14.483	83.70	1:31.252	20:00:07.737
221 - D1	58.328	1:16.834	1:00.686	99.7	113.4	3:15.848	83.12	1:32.617	20:03:23.585
222 - D1	1:04.226	1:14.874	57.292	76.3	101.5	3:16.392	82.89	1:33.161	20:06:39.977
223 - D1	59.063	1:16.901	56.048	110.7	131.2	3:12.012	84.78	1:28.781	20:09:51.989
224 - D1	59.789	1:39.894	1:07.832	65.2	94.0	3:47.515	71.55	2:04.284	20:13:39.504
225 - D1	1:31.095	2:02.120	1:17.358	56.1	72.3	4:50.573	56.02	3:07.342	20:18:30.077
226 - D1	1:33.162	1:36.161	1:12.694	46.0	58.8	4:22.017	62.13	2:38.786	20:22:52.094
227 - D1	1:26.644	1:38.932	IN PIT		51.9	5:26.660	P 49.83	3:43.429	20:28:18.754
228 - D3	OUTLAP	1:08.686	1:03.422	68.6	166.6	3:00.313	90.28	1:17.082	20:31:19.067
229 - D3	1:00.497	1:25.755	52.680	81.3	93.9	3:18.932	81.83	1:35.701	20:34:37.999
230 - D3	1:07.879	1:37.844	1:03.826	78.9	96.7	3:49.549	70.91	2:06.318	20:38:27.548
231 - D3	1:10.146	1:21.417	58.584	55.2	83.3	3:30.147	77.46	1:46.916	20:41:57.695
232 - D3	1:12.801	1:42.122	1:04.559	86.9	63.0	3:59.482	67.97	2:16.251	20:45:57.177
233 - D3	1:16.291	1:30.425	59.912	106.6	67.7	3:46.628	71.83	2:03.397	20:49:43.805
234 - D3	1:11.707	1:30.842	1:08.042	66.6	85.2	3:50.591	70.59	2:07.360	20:53:34.396
235 - D3	1:13.290	1:30.747	55.583	90.9	90.2	3:39.620	74.12	1:56.389	20:57:14.016
236 - D3	1:09.870	1:21.557	57.943	94.9	90.0	3:29.370	77.75	1:46.139	21:00:43.386
237 - D3	1:02.072	1:32.730	1:04.137	64.6	114.2	3:38.939	74.35	1:55.708	21:04:22.325
238 - D3	1:15.647	1:20.772	53.078	103.5	80.4	3:29.497	77.70	1:46.266	21:07:51.822
239 - D3	54.486	1:22.285	1:04.352	77.9	129.8	3:21.123	80.94	1:37.892	21:11:12.945
240 - D3	1:08.053	1:19.938	56.777	95.2	95.8	3:24.768	79.50	1:41.537	21:14:37.713
241 - D3	1:01.781	1:19.089	1:03.461	79.5	98.4	3:24.331	79.67	1:41.100	21:18:02.044
242 - D3	1:10.661	1:22.365	1:02.242	81.9	87.0	3:35.268	75.62	1:52.037	21:21:37.312
243 - D3	1:08.692	1:13.841	53.718	112.2	88.8	3:16.251	82.95	1:33.020	21:24:53.563
244 - D3	53.443	1:12.008	52.035	130.9	140.8	2:57.486	91.72	1:14.255	21:27:51.049
245 - D3	55.961	1:11.142	IN PIT		118.0	3:06.285	P 87.38	1:23.054	21:30:57.334
246 - D3	OUTLAP	1:06.089	43.798	143.2	143.6	2:58.809	91.04	1:15.578	21:33:56.143
247 - D3	38.959	49.644	35.805	168.2	177.0	2:04.408	130.85	21.177	21:36:00.551
248 - D3	37.059	48.336	34.887	170.3	214.2	2:00.282	135.34	17.051	21:38:00.833
249 - D3	37.431	48.377	34.580	169.2	218.1	2:00.388	135.22	17.157	21:40:01.221
250 - D3	36.788	48.414	34.469	168.7	229.7	1:59.671	136.03	16.440	21:42:00.892
251 - D3	36.677	47.671	33.821	168.2	231.2	1:58.169	137.76	14.938	21:43:59.061
252 - D3	36.427	47.147	33.514	167.9	230.2	1:57.088	139.03	13.857	21:45:56.149
253 - D3	36.093	46.843	33.496	169.0	230.7	1:56.432	139.81	13.201	21:47:52.581
254 - D3	36.053	47.067	33.769	168.7	230.2	1:56.889	139.27	13.658	21:49:49.470
255 - D3	35.926	46.625	33.140	170.3	229.7	1:55.691	140.71	12.460	21:51:45.161
256 - D3	35.979	47.423	33.394	169.2	227.3	1:56.796	139.38	13.565	21:53:41.957

Kyalami Grand Prix Circuit

Circuit Length = 4.522 km

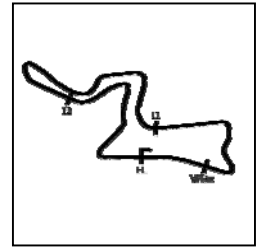
Start: 12:58 Flag 21:58 End: 22:03

Weather / Track : Showers / Wet



# Kyalami 9 Hours

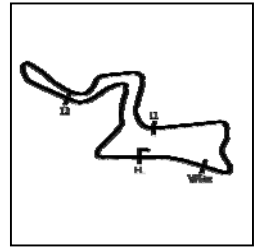
## RACE - SECTOR ANALYSIS



SECTOR 1 = FL to I1,		SECTOR 2 = I1 to I2		SECTOR 3 = I2 to I3,		SECTOR 4 = I3 to FL,		DIFF = Difference To Personal Best Lap,	P = Crossed Finish Line in Pit Lane,	D = Time Disallowed	
257 - D3	36.820		46.788		33.223	170.0	233.2	1:56.831	139.33	13.600	21:55:38.788
258 - D3	35.898		46.571		33.161	170.3	230.7	1:55.630	140.78	12.399	21:57:34.418
259 - D3	35.684		46.573		33.326	170.0	230.7	1:55.583	140.84	12.352	21:59:30.001

# Kyalami 9 Hours

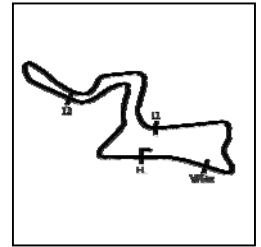
## RACE - SECTOR ANALYSIS



SECTOR 1 = FL to I1, SECTOR 2 = I1 to I2 SECTOR 3 = I2 to I3, SECTOR 4 = I3 to FL, DIFF = Difference To Personal Best Lap, P = Crossed Finish Line in Pit Lane, D = Time Disallowed

# Kyalami 9 Hours

## RACE - SECTOR ANALYSIS



SECTOR 1 = FL to I1, SECTOR 2 = I1 to I2 SECTOR 3 = I2 to I3, SECTOR 4 = I3 to FL, DIFF = Difference To Personal Best Lap, P = Crossed Finish Line in Pit Lane, D = Time Disallowed

P8 12 Pro		Dinamic Motorsport			Porsche 911 GT3 R				
IDEAL LAP TIME : 1:42.957		BEST LAP TIME : 1:43.080			DIFFERENCE : 0.123				
D1: Laurens VANTHOOR		D2: Earl BAMBER			D3: Matt CAMPBELL				
LAP	SECTOR 1	SECTOR 2	SECTOR 3	SPEED TRAP	LAP TIME	KPH	DIFF	TIME OF DAY	
1 - D1		42.340	30.046	169.2	225.0	1:50.271	147.62	7.191	13:00:33.610
2 - D1	33.293	42.235	30.261	170.0	228.3	1:45.789	153.88	2.709	13:02:19.399
3 - D1	33.333	41.819	29.999	170.3	229.7	1:45.151	154.81	2.071	13:04:04.550
4 - D1	33.143	42.108	30.029	169.5	229.2	1:45.280	154.62	2.200	13:05:49.830
5 - D1	33.318	41.877	29.927	168.7	227.3	1:45.122	154.86	2.042	13:07:34.952
6 - D1	33.283	41.765	30.049	169.5	224.5	1:45.097	154.89	2.017	13:09:20.049
7 - D1	33.145	41.860	29.994	169.2	226.4	1:44.999	155.04	1.919	13:11:05.048
8 - D1	33.365	41.642	30.061	170.0	227.3	1:45.068	154.93	1.988	13:12:50.116
9 - D1	32.986	41.591	30.150	171.4	229.7	1:44.727	155.44	1.647	13:14:34.843
10 - D1	32.829	41.490	29.785	172.2	231.2	1:44.104	156.37	1.024	13:16:18.947
11 - D1	32.867	41.308	29.794	173.0	229.7	1:43.969	156.57	0.889	13:18:02.916
12 - D1	33.118	41.442	29.807	173.0	231.2	1:44.367	155.98	1.287	13:19:47.283
13 - D1	32.815	41.267	30.018	172.5	232.7	1:44.100	156.38	1.020	13:21:31.383
14 - D1	32.876	41.325	29.830	173.3	231.7	1:44.031	156.48	0.951	13:23:15.414
15 - D1	32.807	41.325	29.712	173.6	233.2	1:43.844	156.76	0.764	13:24:59.258
16 - D1	32.832	41.535	29.780	172.5	233.7	1:44.147	156.30	1.067	13:26:43.405
17 - D1	32.856	41.292	30.161	172.2	231.2	1:44.309	156.06	1.229	13:28:27.714
18 - D1	32.809	41.428	30.583	172.8	231.2	1:44.820	155.30	1.740	13:30:12.534
19 - D1	32.797	41.472	29.786	172.2	232.2	1:44.055	156.44	0.975	13:31:56.589
20 - D1	32.794	41.406	29.818	171.7	230.2	1:44.018	156.50	0.938	13:33:40.607
21 - D1	32.854	41.476	29.764	173.0	231.2	1:44.094	156.38	1.014	13:35:24.701
22 - D1	33.043	41.396	29.704	173.6	232.2	1:44.143	156.31	1.063	13:37:08.844
23 - D1	32.797	41.425	29.662	173.9	232.2	1:43.884	156.70	0.804	13:38:52.728
24 - D1	32.748	41.421	30.015	172.5	232.7	1:44.184	156.25	1.104	13:40:36.912
25 - D1	32.688	41.412	29.804	172.5	233.7	1:43.904	156.67	0.824	13:42:20.816
26 - D1	32.962	41.439	29.965	173.0	233.2	1:44.366	155.98	1.286	13:44:05.182
27 - D1	32.730	41.429	29.713	173.3	233.7	1:43.872	156.72	0.792	13:45:49.054
28 - D1	32.806	41.355	29.777	172.5	233.7	1:43.938	156.62	0.858	13:47:32.992
29 - D1	32.727	41.799	29.743	171.9	232.7	1:44.269	156.12	1.189	13:49:17.261
30 - D1	32.709	41.396	29.649	172.8	231.7	1:43.754	156.90	0.674	13:51:01.015
31 - D1	32.711	41.326	29.723	171.9	231.7	1:43.760	156.89	0.680	13:52:44.775
32 - D1	32.857	42.294	29.787	172.2	232.2	1:44.938	155.13	1.858	13:54:29.713
33 - D1	32.739	41.588	29.763	172.5	234.2	1:44.090	156.39	1.010	13:56:13.803
34 - D1	32.636	41.378	29.617	173.3	233.2	1:43.631	157.08	0.551	13:57:57.434
35 - D1	32.777	41.414	29.783	173.0	232.7	1:43.974	156.56	0.894	13:59:41.408
36 - D1	32.709	41.462	IN PIT		232.7	3:05.840	P 87.59	1:22.760	14:02:47.248
37 - D2	OUTLAP	41.623	29.818	170.8	201.8	1:50.351	147.52	7.271	14:04:37.599
38 - D2	33.307	41.314	30.490	171.4	228.8	1:45.111	154.87	2.031	14:06:22.710
39 - D2	32.807	41.346	29.832	171.1	229.2	1:43.985	156.55	0.905	14:08:06.695
40 - D2	32.864	41.750	30.125	171.9	229.7	1:44.739	155.42	1.659	14:09:51.434
41 - D2	32.975	41.393	29.685	171.1	231.7	1:44.053	156.45	0.973	14:11:35.487
42 - D2	32.835	41.478	30.354	169.5	229.7	1:44.667	155.53	1.587	14:13:20.154
43 - D2	32.902	41.331	29.737	170.8	229.7	1:43.970	156.57	0.890	14:15:04.124
44 - D2	32.798	41.382	29.721	171.7	229.7	1:43.901	156.67	0.821	14:16:48.025
45 - D2	32.787	41.340	29.802	171.7	231.2	1:43.929	156.63	0.849	14:18:31.954
46 - D2	32.853	41.451	29.877	171.7	232.2	1:44.181	156.25	1.101	14:20:16.135
47 - D2	32.829	41.306	30.078	172.8	232.7	1:44.213	156.21	1.133	14:22:00.348
48 - D2	33.020	42.047	29.786	171.9	234.2	1:44.853	155.25	1.773	14:23:45.201
49 - D2	32.959	41.373	29.865	171.7	231.7	1:44.197	156.23	1.117	14:25:29.398
50 - D2	32.898	41.723	29.876	171.4	231.2	1:44.497	155.78	1.417	14:27:13.895
51 - D2	32.902	41.753	30.088	172.2	232.2	1:44.743	155.42	1.663	14:28:58.638
52 - D2	32.848	41.508	29.981	172.2	232.7	1:44.337	156.02	1.257	14:30:42.975
53 - D2	32.869	41.368	29.829	172.5	232.2	1:44.066	156.43	0.986	14:32:27.041
54 - D2	32.911	41.619	29.959	172.8	231.2	1:44.489	155.79	1.409	14:34:11.530
55 - D2	32.859	41.463	29.910	171.9	233.2	1:44.232	156.18	1.152	14:35:55.762
56 - D2	32.941	41.375	29.912	171.9	232.2	1:44.228	156.18	1.148	14:37:39.990
57 - D2	32.827	41.331	29.945	171.9	231.7	1:44.103	156.37	1.023	14:39:24.093
58 - D2	32.822	41.438	29.899	172.5	232.2	1:44.159	156.29	1.079	14:41:08.252
59 - D2	32.794	41.278	29.885	172.5	231.2	1:43.957	156.59	0.877	14:42:52.209
60 - D2	32.704	41.271	29.819	172.2	232.2	1:43.794	156.84	0.714	14:44:36.003
61 - D2	32.741	41.397	29.783	171.9	232.2	1:43.921	156.64	0.841	14:46:19.924

Weather / Track : Showers / Wet

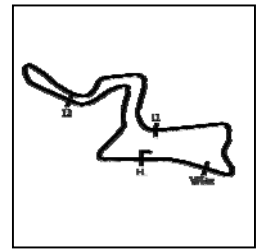
Kyalami Grand Prix Circuit

Circuit Length = 4.522 km

Start: 12:58 Flag 21:58 End: 22:03

# Kyalami 9 Hours

## RACE - SECTOR ANALYSIS



SECTOR 1 = FL to I1,		SECTOR 2 = I1 to I2		SECTOR 3 = I2 to I3,		SECTOR 4 = I3 to FL,		DIFF = Difference To Personal Best Lap,	P = Crossed Finish Line in Pit Lane,	D = Time Disallowed
62 - D2	32.843	41.447	29.932	171.7	232.2	1:44.222	156.19	1.142	14:48:04.146	
63 - D2	32.933	41.563	29.833	171.7	231.7	1:44.329	156.03	1.249	14:49:48.475	
64 - D2	32.690	41.575	29.801	171.9	232.7	1:44.066	156.43	0.986	14:51:32.541	
65 - D2	33.765	41.596	29.969	171.7	231.7	1:45.330	154.55	2.250	14:53:17.871	
66 - D2	32.845	41.261	29.679	172.2	231.2	1:43.785	156.85	0.705	14:55:01.656	
67 - D2	32.551	41.387	29.745	172.2	233.7	1:43.683	157.00	0.603	14:56:45.339	
68 - D2	32.635	41.322	29.716	171.9	234.2	1:43.673	157.02	0.593	14:58:29.012	
69 - D2	32.767	41.252	29.887	171.4	233.2	1:43.906	156.67	0.826	15:00:12.918	
70 - D2	33.371	41.402	29.710	172.5	218.1	1:44.483	155.80	1.403	15:01:57.401	
71 - D2	32.636	41.298	29.704	172.2	233.2	1:43.638	157.07	0.558	15:03:41.039	
72 - D2	32.673	41.315	IN PIT		233.2	3:04.906	<b>P</b> 88.04	1:21.826	15:06:45.945	
73 - D3	OUTLAP	42.592	30.126	171.4	200.3	1:52.782	144.34	9.702	15:08:38.727	
74 - D3	33.836	41.829	29.910	170.8	229.7	1:45.575	154.19	2.495	15:10:24.302	
75 - D3	32.766	41.370	29.657	171.4	230.2	1:43.793	156.84	0.713	15:12:08.095	
76 - D3	32.763	41.265	29.730	171.4	231.7	1:43.758	156.89	0.678	15:13:51.853	
77 - D3	32.756	41.256	29.618	172.5	231.7	1:43.630	157.08	0.550	15:15:35.483	
78 - D3	32.752	41.250	29.755	173.0	232.2	1:43.757	156.89	0.677	15:17:19.240	
79 - D3	32.788	41.468	30.327	171.9	234.2	1:44.583	155.65	1.503	15:19:03.823	
80 - D3	32.810	41.426	29.779	171.4	232.7	1:44.015	156.50	0.935	15:20:47.838	
81 - D3	32.721	41.380	29.796	171.7	232.2	1:43.897	156.68	0.817	15:22:31.735	
82 - D3	32.769	41.371	29.862	172.2	232.2	1:44.002	156.52	0.922	15:24:15.737	
83 - D3	32.791	41.851	30.029	172.8	232.7	1:44.671	155.52	1.591	15:26:00.408	
84 - D3	32.975	41.670	29.781	172.8	232.7	1:44.426	155.89	1.346	15:27:44.834	
85 - D3	32.744	41.797	29.705	173.0	233.2	1:44.246	156.16	1.166	15:29:29.080	
86 - D3	32.764	41.435	29.806	172.5	234.2	1:44.005	156.52	0.925	15:31:13.085	
87 - D3	32.792	41.404	29.923	172.2	<b>234.7</b>	1:44.119	156.35	1.039	15:32:57.204	
88 - D3	32.706	42.453	29.979	172.2	233.7	1:45.138	154.83	2.058	15:34:42.342	
89 - D3	32.804	1:17.204	IN PIT		231.7	3:10.917	<b>P</b> 85.26	1:27.837	15:37:53.259	
90 - D3	OUTLAP	1:19.400	54.439	79.0	80.0	3:21.816	80.66	1:38.736	15:41:15.075	
91 - D3	1:06.760	1:09.169	32.363	169.8	79.9	2:48.292	96.73	1:05.212	15:44:03.367	
92 - D3	33.923	1:11.983	40.181	129.3	216.8	2:26.087	111.43	43.007	15:46:29.454	
93 - D3	43.047	55.142	40.086	140.0	176.1	2:18.275	117.73	35.195	15:48:47.729	
94 - D3	43.689	1:02.187	38.011	171.1	159.2	2:23.887	113.13	40.807	15:51:11.616	
95 - D3	33.353	41.740	30.707	172.2	232.7	1:45.800	153.86	2.720	15:52:57.416	
96 - D3	32.995	41.515	29.857	170.8	233.2	1:44.367	155.98	1.287	15:54:41.783	
97 - D3	32.986	41.479	29.822	171.4	231.7	1:44.287	156.09	1.207	15:56:26.070	
98 - D3	33.619	41.501	29.737	171.9	221.3	1:44.857	155.25	1.777	15:58:10.927	
99 - D3	32.780	41.348	29.981	171.4	231.2	1:44.109	156.36	1.029	15:59:55.036	
100 - D3	33.132	41.192	29.774	171.9	231.7	1:44.098	156.38	1.018	16:01:39.134	
101 - D3	32.695	41.113	29.866	171.7	231.2	1:43.674	157.02	0.594	16:03:22.808	
102 - D3	32.935	41.203	48.165	79.1	231.2	2:02.303	133.10	19.223	16:05:25.111	
103 - D3	1:06.779	1:19.404	IN PIT		80.0	3:27.333	<b>P</b> 78.51	1:44.253	16:08:52.444	
104 - D3	OUTLAP	1:20.443	54.385	79.0	80.0	3:22.795	80.27	1:39.715	16:12:15.239	
105 - D3	51.013	55.351	38.795	143.4	97.6	2:25.159	112.14	42.079	16:14:40.398	
106 - D3	43.442	55.475	38.989	98.0	200.0	2:17.906	118.04	34.826	16:16:58.304	
107 - D3	45.598	59.476	41.049	158.3	187.8	2:26.123	111.40	43.043	16:19:24.427	
108 - D3	41.631	57.128	38.205	119.7	164.6	2:16.964	118.85	33.884	16:21:41.391	
109 - D3	45.069	51.741	39.143	122.3	181.5	2:15.953	119.74	32.873	16:23:57.344	
110 - D3	42.915	53.245	39.154	109.0	181.2	2:15.314	120.30	32.234	16:26:12.658	
111 - D3	42.707	1:03.382	32.405	171.9	209.7	2:18.494	117.54	35.414	16:28:31.152	
112 - D3	32.921	42.655	30.375	171.7	232.7	1:45.951	153.64	2.871	16:30:17.103	
113 - D3	32.809	41.632	29.735	172.2	231.7	1:44.176	156.26	1.096	16:32:01.279	
114 - D3	32.674	41.403	29.680	173.0	232.2	1:43.757	156.89	0.677	16:33:45.036	
115 - D3	32.721	41.411	29.698	172.8	232.7	1:43.830	156.78	0.750	16:35:28.866	
116 - D3	32.659	41.393	29.829	172.2	232.2	1:43.881	156.71	0.801	16:37:12.747	
117 - D3	32.564	41.315	29.646	173.0	232.7	1:43.525	157.24	0.445	16:38:56.272	
118 - D3	32.601	41.250	29.603	172.5	232.2	1:43.454	157.35	0.374	16:40:39.726	
119 - D3	32.670	41.355	29.651	172.8	232.2	1:43.676	157.01	0.596	16:42:23.402	
120 - D3	32.732	41.082	29.571	173.3	232.2	1:43.385	157.46	0.305	16:44:06.787	
121 - D3	32.542	41.516	29.539	<b>173.9</b>	232.2	1:43.597	157.13	0.517	16:45:50.384	
122 - D3	32.626	41.197	<b>29.511</b>	172.8	233.2	1:43.334	157.53	0.254	16:47:33.718	
123 - D3	33.067	41.358	29.601	171.7	232.2	1:44.026	156.49	0.946	16:49:17.744	
124 - D3	32.644	41.166	29.679	171.7	231.2	1:43.489	157.30	0.409	16:51:01.233	
125 - D3	32.514	41.169	29.586	171.7	231.2	1:43.269	157.63	0.189	16:52:44.502	
126 - D3	32.700	41.033	29.570	171.4	230.7	1:43.303	157.58	0.223	16:54:27.805	

Weather / Track : Showers / Wet

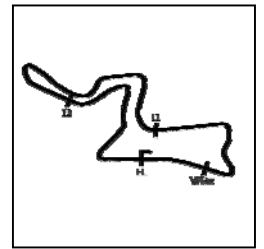
Kyalami Grand Prix Circuit

Circuit Length = 4.522 km

Start: 12:58 Flag 21:58 End: 22:03

# Kyalami 9 Hours

## RACE - SECTOR ANALYSIS



SECTOR 1 = FL to I1,		SECTOR 2 = I1 to I2		SECTOR 3 = I2 to I3,		SECTOR 4 = I3 to FL,		DIFF = Difference To Personal Best Lap,		P = Crossed Finish Line in Pit Lane,		D = Time Disallowed	
127 - D3	32.588	41.253	29.587	172.8	230.7	1:43.428	157.39	0.348	16:56:11.233				
128 - D3	32.573	41.208	29.676	172.5	231.2	1:43.457	157.35	0.377	16:57:54.690				
129 - D3	32.580	41.105	29.648	172.2	231.7	1:43.333	157.54	0.253	16:59:38.023				
130 - D3	32.599	<b>40.966</b>	29.640	172.5	231.2	1:43.205	<b>(3)</b> 157.73	0.125	17:01:21.228				
131 - D3	32.544	40.986	29.629	172.2	231.2	1:43.159	<b>(2)</b> 157.80	0.079	17:03:04.387				
<b>132 - D3</b>	<b>32.480</b>	41.045	29.555	172.5	230.7	<b>1:43.080</b>	<b>(1)</b> 157.92		<b>17:04:47.467</b>				
133 - D3	32.538	41.002	29.709	171.7	230.7	1:43.249	157.66	0.169	17:06:30.716				
134 - D3	32.616	41.458	IN PIT		230.2	3:05.740	<b>P</b> 87.64	1:22.660	17:09:36.456				
135 - D1	OUTLAP	42.382	30.206	170.0	199.2	1:51.787	145.62	8.707	17:11:28.243				
136 - D1	32.942	41.706	29.922	170.6	227.8	1:44.570	155.67	1.490	17:13:12.813				
137 - D1	33.062	41.243	29.710	171.4	228.8	1:44.015	156.50	0.935	17:14:56.828				
138 - D1	32.652	41.107	29.616	171.7	230.2	1:43.375	157.47	0.295	17:16:40.203				
139 - D1	32.659	41.353	29.745	170.8	230.2	1:43.757	156.89	0.677	17:18:23.960				
140 - D1	32.782	41.597	29.758	171.1	229.7	1:44.137	156.32	1.057	17:20:08.097				
141 - D1	32.711	41.097	29.648	171.1	229.7	1:43.456	157.35	0.376	17:21:51.553				
142 - D1	32.908	41.666	29.690	171.1	230.2	1:44.264	156.13	1.184	17:23:35.817				
143 - D1	32.799	41.872	29.777	171.1	230.2	1:44.448	155.85	1.368	17:25:20.265				
144 - D1	32.788	41.242	29.649	171.4	229.7	1:43.679	157.01	0.599	17:27:03.944				
145 - D1	32.685	41.356	29.580	171.7	230.2	1:43.621	157.10	0.541	17:28:47.565				
146 - D1	34.202	41.802	30.236	170.8	230.7	1:46.240	153.23	3.160	17:30:33.805				
147 - D1	32.744	41.293	29.782	171.7	230.2	1:43.819	156.80	0.739	17:32:17.624				
148 - D1	32.747	41.301	29.665	171.7	230.2	1:43.713	156.96	0.633	17:34:01.337				
149 - D1	33.523	41.485	29.662	172.2	231.2	1:44.670	155.52	1.590	17:35:46.007				
150 - D1	32.653	41.251	29.702	171.4	230.2	1:43.606	157.12	0.526	17:37:29.613				
151 - D1	32.780	41.870	29.641	171.9	229.2	1:44.291	156.09	1.211	17:39:13.904				
152 - D1	32.677	41.256	29.585	172.2	230.2	1:43.518	157.25	0.438	17:40:57.422				
153 - D1	32.773	41.232	29.586	171.7	231.2	1:43.591	157.14	0.511	17:42:41.013				
154 - D1	32.670	41.088	29.584	171.1	230.7	1:43.342	157.52	0.262	17:44:24.355				
155 - D1	32.969	41.214	29.603	171.4	230.7	1:43.786	156.85	0.706	17:46:08.141				
156 - D1	32.689	41.274	29.542	171.4	230.2	1:43.505	157.27	0.425	17:47:51.646				
157 - D1	32.698	41.239	29.598	172.2	231.2	1:43.535	157.23	0.455	17:49:35.181				
158 - D1	32.660	41.377	IN PIT		232.2	2:31.357	<b>P</b> 107.55	48.277	17:52:06.538				
159 - D1	OUTLAP	1:19.672	54.485	79.0	79.9	3:21.982	80.59	1:38.902	17:55:28.520				
160 - D1	1:06.836	1:19.650	54.530	79.0	79.9	3:21.016	80.98	1:37.936	17:58:49.536				
161 - D1	1:06.879	1:19.618	50.451	165.3	79.8	3:16.948	82.65	1:33.868	18:02:06.484				
162 - D1	34.128	56.757	42.663	99.3	222.2	2:13.548	121.89	30.468	18:04:20.032				
163 - D1	46.231	54.146	36.159	170.8	129.6	2:16.536	119.23	33.456	18:06:36.568				
164 - D1	32.984	41.628	29.779	170.6	230.7	1:44.391	155.94	1.311	18:08:20.959				
165 - D1	32.861	41.387	29.695	171.4	229.7	1:43.943	156.61	0.863	18:10:04.902				
166 - D1	32.807	41.362	29.752	171.1	230.7	1:43.921	156.64	0.841	18:11:48.823				
167 - D1	32.789	41.334	29.569	171.7	230.7	1:43.692	156.99	0.612	18:13:32.515				
168 - D1	32.765	41.315	29.614	172.2	231.2	1:43.694	156.99	0.614	18:15:16.209				
169 - D1	32.680	41.301	29.635	171.1	231.7	1:43.616	157.11	0.536	18:16:59.825				
170 - D1	32.789	41.203	29.729	171.1	229.7	1:43.721	156.95	0.641	18:18:43.546				
171 - D1	32.805	41.148	29.656	171.7	231.2	1:43.609	157.12	0.529	18:20:27.155				
172 - D1	32.786	41.209	29.756	171.4	230.7	1:43.751	156.90	0.671	18:22:10.906				
173 - D1	32.724	41.259	29.698	171.9	230.7	1:43.681	157.01	0.601	18:23:54.587				
174 - D1	32.717	41.153	29.711	171.7	230.7	1:43.581	157.16	0.501	18:25:38.168				
175 - D1	32.640	41.280	29.649	171.9	230.2	1:43.569	157.18	0.489	18:27:21.737				
176 - D1	32.786	41.238	29.644	172.2	230.7	1:43.668	157.03	0.588	18:29:05.405				
177 - D1	32.776	41.239	29.682	171.9	231.7	1:43.697	156.98	0.617	18:30:49.102				
178 - D1	32.779	41.257	29.642	171.9	231.2	1:43.678	157.01	0.598	18:32:32.780				
179 - D1	32.642	41.237	29.605	172.5	230.7	1:43.484	157.31	0.404	18:34:16.264				
180 - D1	32.741	41.314	29.612	172.2	231.2	1:43.667	157.03	0.587	18:35:59.931				
181 - D1	32.753	41.364	29.687	171.9	231.7	1:43.804	156.82	0.724	18:37:43.735				
182 - D1	32.673	41.379	29.749	172.2	231.7	1:43.801	156.83	0.721	18:39:27.536				
183 - D1	33.660	41.585	30.443	171.9	232.7	1:45.688	154.03	2.608	18:41:13.224				
184 - D1	32.989	41.537	29.771	172.8	232.7	1:44.297	156.08	1.217	18:42:57.521				
185 - D1	32.731	41.386	29.684	172.5	232.7	1:43.801	156.83	0.721	18:44:41.322				
186 - D1	32.690	41.296	29.642	172.5	232.7	1:43.628	157.09	0.548	18:46:24.950				
187 - D1	32.770	41.316	29.593	172.2	232.2	1:43.679	157.01	0.599	18:48:08.629				
188 - D1	32.752	41.442	29.692	173.0	230.7	1:43.886	156.70	0.806	18:49:52.515				
189 - D1	32.618	41.284	29.629	173.0	231.7	1:43.531	157.23	0.451	18:51:36.046				
190 - D1	33.025	41.338	29.771	173.0	231.7	1:44.134	156.32	1.054	18:53:20.180				
191 - D1	32.641	41.298	IN PIT		232.7	3:04.532	<b>P</b> 88.21	1:21.452	18:56:24.712				

Weather / Track : Showers / Wet

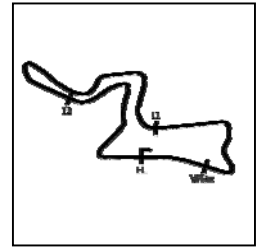
Kyalami Grand Prix Circuit

Circuit Length = 4.522 km

Start: 12:58 Flag 21:58 End: 22:03

# Kyalami 9 Hours

## RACE - SECTOR ANALYSIS



SECTOR 1 = FL to I1, SECTOR 2 = I1 to I2 SECTOR 3 = I2 to I3, SECTOR 4 = I3 to FL, DIFF = Difference To Personal Best Lap, P = Crossed Finish Line in Pit Lane, D = Time Disallowed

192 - D2	OUTLAP	42.265	29.836	171.9	201.1	1:51.464	146.04	8.384	18:58:16.176
193 - D2	33.096	41.211	29.867	171.1	229.2	1:44.174	156.26	1.094	19:00:00.350
194 - D2	32.932	42.931	29.808	171.4	230.2	1:45.671	154.05	2.591	19:01:46.021
195 - D2	32.849	41.140	29.805	171.7	229.2	1:43.794	156.84	0.714	19:03:29.815
196 - D2	32.792	41.358	29.846	171.4	229.7	1:43.996	156.53	0.916	19:05:13.811
197 - D2	33.596	41.637	29.757	172.2	229.2	1:44.990	155.05	1.910	19:06:58.801
198 - D2	32.696	41.181	29.659	172.2	231.2	1:43.536	157.23	0.456	19:08:42.337
199 - D2	32.646	41.277	29.755	171.7	230.7	1:43.678	157.01	0.598	19:10:26.015
200 - D2	32.765	41.244	29.599	172.5	230.2	1:43.608	157.12	0.528	19:12:09.623
201 - D2	32.761	41.284	29.721	171.9	231.2	1:43.766	156.88	0.686	19:13:53.389
202 - D2	32.776	41.426	29.729	172.5	231.2	1:43.931	156.63	0.851	19:15:37.320
203 - D2	33.004	41.443	29.677	172.8	231.2	1:44.124	156.34	1.044	19:17:21.444
204 - D2	32.963	41.331	29.656	172.5	230.7	1:43.950	156.60	0.870	19:19:05.394
205 - D2	32.752	41.186	29.595	172.2	231.2	1:43.533	157.23	0.453	19:20:48.927
206 - D2	32.875	41.539	29.854	171.9	231.2	1:44.268	156.12	1.188	19:22:33.195
207 - D2	34.169	41.490	30.081	172.5	230.7	1:45.740	153.95	2.660	19:24:18.935
208 - D2	32.712	41.353	29.722	172.5	230.7	1:43.787	156.85	0.707	19:26:02.722
209 - D2	32.722	41.430	29.850	173.0	230.7	1:44.002	156.52	0.922	19:27:46.724
210 - D2	32.601	41.350	29.748	172.8	231.7	1:43.699	156.98	0.619	19:29:30.423
211 - D2	32.579	41.721	29.615	172.8	230.7	1:43.915	156.65	0.835	19:31:14.338
212 - D2	32.847	41.128	29.607	172.5	230.7	1:43.582	157.16	0.502	19:32:57.920
213 - D2	47.194	1:19.262	IN PIT		230.7	3:39.912	P 74.02	1:56.832	19:36:37.832
214 - D2	OUTLAP	1:19.264	54.460	79.0	80.0	3:22.007	80.58	1:38.927	19:39:59.839
215 - D2	1:06.798	1:20.539	58.885	79.0	79.9	3:26.222	78.94	1:43.142	19:43:26.061
216 - D2	1:11.587	1:33.387	IN PIT		79.7	4:23.430	P 61.79	2:40.350	19:47:49.491
217 - D2	OUTLAP	1:20.073	43.687	164.1	79.5	3:13.347	84.19	1:30.267	19:51:02.838
218 - D2	42.241	59.369	52.118	78.6	197.0	2:33.728	105.89	50.648	19:53:36.566
219 - D2	1:09.216	1:19.005	IN PIT		98.3	3:30.170	P 77.45	1:47.090	19:57:06.736
220 - D2	OUTLAP	1:16.657	57.946	96.4	120.9	3:14.261	83.80	1:31.181	20:00:20.997
221 - D2	55.417	1:18.765	1:00.507	76.3	92.8	3:14.689	83.61	1:31.609	20:03:35.686
222 - D2	1:03.917	1:13.397	55.701	69.9	94.0	3:13.015	84.34	1:29.935	20:06:48.701
223 - D2	1:01.419	1:14.392	58.269	78.3	119.2	3:14.080	83.87	1:31.000	20:10:02.781
224 - D2	59.484	1:45.777	1:08.160	43.8	90.9	3:53.421	69.74	2:10.341	20:13:56.202
225 - D2	1:29.131	2:01.579	1:19.887	51.7	56.7	4:50.597	56.01	3:07.517	20:18:46.799
226 - D2	1:33.897	1:30.446	1:14.035	60.3	63.2	4:18.378	63.00	2:35.298	20:23:05.177
227 - D2	1:26.257	1:41.602	1:06.675	62.1	66.2	4:14.534	63.95	2:31.454	20:27:19.711
228 - D2	1:18.348	1:29.081	1:00.351	75.0	67.9	3:47.780	71.46	2:04.700	20:31:07.491
229 - D2	1:04.413	1:24.713	54.810	67.2	75.3	3:23.936	79.82	1:40.856	20:34:31.427
230 - D2	1:06.762	1:35.840	1:05.283	71.4	100.4	3:47.885	71.43	2:04.805	20:38:19.312
231 - D2	1:08.937	1:22.506	1:01.921	63.2	89.2	3:33.364	76.29	1:50.284	20:41:52.676
232 - D2	1:12.278	1:40.766	1:04.947	66.5	99.4	3:57.991	68.40	2:14.911	20:45:50.667
233 - D2	1:17.529	1:29.892	58.520	105.3	65.3	3:45.941	72.05	2:02.861	20:49:36.608
234 - D2	1:10.570	1:32.573	1:08.465	58.7	105.0	3:51.608	70.28	2:08.528	20:53:28.216
235 - D2	1:15.312	1:30.217	IN PIT		78.3	4:16.172	P 63.54	2:33.092	20:57:44.388
236 - D3	OUTLAP	1:17.038	57.152	72.3	143.8	3:17.992	82.22	1:34.912	21:01:02.380
237 - D3	1:05.088	1:29.395	1:03.360	62.7	101.5	3:37.843	74.72	1:54.763	21:04:40.223
238 - D3	1:17.771	1:19.458	53.785	69.4	74.6	3:31.014	77.14	1:47.934	21:08:11.237
239 - D3	59.162	1:15.368	1:07.026	59.9	118.4	3:21.556	80.76	1:38.476	21:11:32.793
240 - D3	1:12.823	1:16.302	55.662	64.8	68.6	3:24.787	79.49	1:41.707	21:14:57.580
241 - D3	1:05.644	1:13.615	1:07.733	46.4	76.0	3:26.992	78.64	1:43.912	21:18:24.572
242 - D3	1:10.411	1:21.493	59.802	60.8	88.0	3:31.706	76.89	1:48.626	21:21:56.278
243 - D3	1:12.094	1:11.273	53.037	70.9	82.7	3:16.404	82.88	1:33.324	21:25:12.682
244 - D3	56.112	1:09.008	52.010	77.7	142.8	2:57.130	91.90	1:14.050	21:28:09.812
245 - D3	57.745	1:08.279	49.134	87.7	103.8	2:55.158	92.94	1:12.078	21:31:04.970
246 - D3	53.448	1:08.833	41.479	164.8	149.5	2:43.760	99.40	1:00.680	21:33:48.730
247 - D3	38.368	48.947	35.335	165.1	187.8	2:02.650	132.72	19.570	21:35:51.380
248 - D3	38.972	47.716	35.368	165.1	205.3	2:02.056	133.37	18.976	21:37:53.436
249 - D3	38.052	48.128	34.382	166.1	215.1	2:00.562	135.02	17.482	21:39:53.998
250 - D3	37.257	47.117	33.651	166.9	222.2	1:58.025	137.93	14.945	21:41:52.023
251 - D3	36.380	46.841	33.818	167.7	224.5	1:57.039	139.09	13.959	21:43:49.062
252 - D3	36.695	47.184	33.978	167.1	225.9	1:57.857	138.12	14.777	21:45:46.919
253 - D3	36.917	46.681	33.340	167.7	225.9	1:56.938	139.21	13.858	21:47:43.857
254 - D3	35.993	46.913	33.709	167.1	225.9	1:56.615	139.59	13.535	21:49:40.472
255 - D3	36.302	47.112	33.493	167.4	225.4	1:56.907	139.24	13.827	21:51:37.379
256 - D3	36.108	46.559	33.670	168.2	225.4	1:56.337	139.93	13.257	21:53:33.716

Weather / Track : Showers / Wet

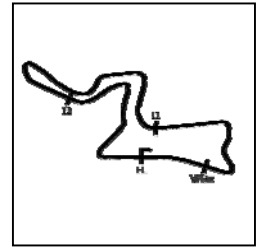
Kyalami Grand Prix Circuit

Circuit Length = 4.522 km

Start: 12:58 Flag 21:58 End: 22:03

# Kyalami 9 Hours

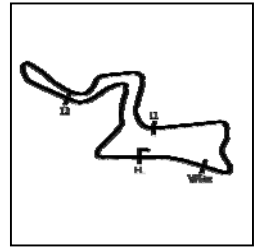
## RACE - SECTOR ANALYSIS



SECTOR 1 = FL to I1,		SECTOR 2 = I1 to I2		SECTOR 3 = I2 to I3,		SECTOR 4 = I3 to FL,		DIFF = Difference To Personal Best Lap,		P = Crossed Finish Line in Pit Lane,		D = Time Disallowed	
257 - D3	35.873		46.385		33.693	167.9	225.0	1:55.951	140.39	12.871		21:55:29.667	
258 - D3	35.646		46.622		33.061	167.9	226.4	1:55.329	141.15	12.249		21:57:24.996	
259 - D3	35.836		46.530		33.248	168.4	226.4	1:55.614	140.80	12.534		21:59:20.610	

# Kyalami 9 Hours

## RACE - SECTOR ANALYSIS

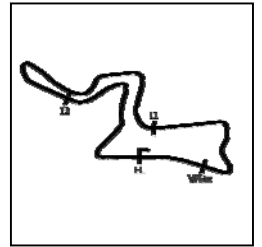


SECTOR 1 = FL to I1, SECTOR 2 = I1 to I2 SECTOR 3 = I2 to I3, SECTOR 4 = I3 to FL, DIFF = Difference To Personal Best Lap, P = Crossed Finish Line in Pit Lane, D = Time Disallowed



# Kyalami 9 Hours

## RACE - SECTOR ANALYSIS



SECTOR 1 = FL to I1, SECTOR 2 = I1 to I2 SECTOR 3 = I2 to I3, SECTOR 4 = I3 to FL, DIFF = Difference To Personal Best Lap, P = Crossed Finish Line in Pit Lane, D = Time Disallowed

P9 911 Pro		KUS Team 75 Bernhard			Porsche 911 GT3 R				
IDEAL LAP TIME : 1:42.895		BEST LAP TIME : 1:43.351			DIFFERENCE : 0.456				
D1: Romain DUMAS		D2: Dirk WERNER			D3: Sven MUELLER				
LAP	SECTOR 1	SECTOR 2	SECTOR 3	SPEED TRAP	LAP TIME	KPH	DIFF	TIME OF DAY	
1 - D2		43.823	31.252	171.9	228.8	1:55.448	141.00	12.097	13:00:38.787
2 - D2	33.364	42.216	30.372	171.4	233.2	1:45.952	153.64	2.601	13:02:24.739
3 - D2	33.190	41.925	30.392	171.9	232.2	1:45.507	154.29	2.156	13:04:10.246
4 - D2	33.305	42.513	30.153	171.1	230.7	1:45.971	153.61	2.620	13:05:56.217
5 - D2	33.351	43.603	30.319	170.8	229.2	1:47.273	151.75	3.922	13:07:43.490
6 - D2	33.173	42.072	30.326	169.5	231.2	1:45.571	154.20	2.220	13:09:29.061
7 - D2	33.637	42.382	30.272	171.7	231.2	1:46.291	153.15	2.940	13:11:15.352
8 - D2	33.303	43.194	30.484	170.8	233.2	1:46.981	152.16	3.630	13:13:02.333
9 - D2	33.138	42.127	30.191	170.6	231.2	1:45.456	154.36	2.105	13:14:47.789
10 - D2	33.504	42.262	30.070	171.4	232.2	1:45.836	153.81	2.485	13:16:33.625
11 - D2	33.195	41.697	29.999	172.5	230.2	1:44.891	155.20	1.540	13:18:18.516
12 - D2	32.963	41.615	29.924	171.7	231.2	1:44.502	155.77	1.151	13:20:03.018
13 - D2	32.994	42.014	30.052	171.7	233.2	1:45.060	154.95	1.709	13:21:48.078
14 - D2	32.890	41.693	29.944	172.2	232.2	1:44.527	155.74	1.176	13:23:32.605
15 - D2	33.553	41.607	29.826	171.9	232.7	1:44.986	155.06	1.635	13:25:17.591
16 - D2	32.832	41.664	29.961	171.9	232.7	1:44.457	155.84	1.106	13:27:02.048
17 - D2	32.872	41.435	30.001	171.9	232.2	1:44.308	156.06	0.957	13:28:46.356
18 - D2	32.931	41.489	29.835	171.9	231.7	1:44.255	156.14	0.904	13:30:30.611
19 - D2	32.871	41.950	29.898	171.9	232.7	1:44.719	155.45	1.368	13:32:15.330
20 - D2	32.984	41.839	30.181	172.8	232.7	1:45.004	155.03	1.653	13:34:00.334
21 - D2	33.089	41.756	29.980	<b>174.1</b>	233.2	1:44.825	155.29	1.474	13:35:45.159
22 - D2	32.931	41.822	29.989	173.3	233.2	1:44.742	155.42	1.391	13:37:29.901
23 - D2	33.494	41.365	29.793	172.2	233.2	1:44.652	155.55	1.301	13:39:14.553
24 - D2	32.980	41.253	29.770	172.2	232.2	1:44.003	156.52	0.652	13:40:58.556
25 - D2	32.790	41.292	29.703	172.2	232.7	1:43.785	156.85	0.434	13:42:42.341
26 - D2	32.876	41.359	30.142	172.2	233.7	1:44.377	155.96	1.026	13:44:26.718
27 - D2	32.982	41.376	29.956	172.2	232.7	1:44.314	156.05	0.963	13:46:11.032
28 - D2	32.864	41.379	29.737	172.8	232.2	1:43.980	156.56	0.629	13:47:55.012
29 - D2	32.708	41.223	29.999	172.8	233.2	1:43.930	156.63	0.579	13:49:38.942
30 - D2	32.803	41.347	29.806	172.8	232.7	1:43.956	156.59	0.605	13:51:22.898
31 - D2	32.743	41.383	29.786	172.2	232.7	1:43.912	156.66	0.561	13:53:06.810
32 - D2	32.940	41.245	29.842	172.8	232.7	1:44.027	156.49	0.676	13:54:50.837
33 - D2	32.876	41.259	29.759	173.0	233.2	1:43.894	156.69	0.543	13:56:34.731
34 - D2	33.143	41.417	30.270	172.8	234.2	1:44.830	155.29	1.479	13:58:19.561
35 - D2	32.925	42.228	30.054	171.9	232.7	1:45.207	154.73	1.856	14:00:04.768
36 - D2	32.903	41.481	IN PIT		232.2	3:07.503	<b>P</b> 86.82	1:24.152	14:03:12.271
37 - D1	OUTLAP	42.768	30.247	171.4	200.7	1:52.836	144.27	9.485	14:05:05.107
38 - D1	32.874	41.862	29.836	172.2	228.8	1:44.572	155.67	1.221	14:06:49.679
39 - D1	32.895	41.801	29.852	171.9	228.8	1:44.548	155.71	1.197	14:08:34.227
40 - D1	32.881	41.553	30.222	171.7	229.2	1:44.656	155.54	1.305	14:10:18.883
41 - D1	33.122	41.895	29.853	171.9	229.7	1:44.870	155.23	1.519	14:12:03.753
42 - D1	32.745	41.806	29.824	171.4	230.2	1:44.375	155.96	1.024	14:13:48.128
43 - D1	32.822	41.368	29.746	172.2	230.2	1:43.936	156.62	0.585	14:15:32.064
44 - D1	32.953	41.337	29.837	171.1	229.7	1:44.127	156.33	0.776	14:17:16.191
45 - D1	32.805	41.599	29.838	171.4	231.2	1:44.242	156.16	0.891	14:19:00.433
46 - D1	32.973	41.414	29.773	171.9	231.2	1:44.160	156.29	0.809	14:20:44.593
47 - D1	32.976	41.256	29.890	171.7	232.2	1:44.122	156.34	0.771	14:22:28.715
48 - D1	32.882	41.592	29.763	171.9	233.2	1:44.237	156.17	0.886	14:24:12.952
49 - D1	32.812	41.420	29.908	172.2	230.7	1:44.140	156.32	0.789	14:25:57.092
50 - D1	33.020	41.921	29.825	173.0	230.7	1:44.766	155.38	1.415	14:27:41.858
51 - D1	32.811	41.479	29.908	173.0	232.7	1:44.198	156.23	0.847	14:29:26.056
52 - D1	32.813	41.593	30.015	171.9	233.7	1:44.421	155.89	1.070	14:31:10.477
53 - D1	32.963	42.876	30.956	172.2	231.2	1:46.795	152.43	3.444	14:32:57.272
54 - D1	33.071	41.855	30.067	172.2	230.7	1:44.993	155.05	1.642	14:34:42.265
55 - D1	32.838	41.295	29.781	172.5	231.7	1:43.914	156.66	0.563	14:36:26.179
56 - D1	32.735	41.239	29.768	172.8	232.2	1:43.742	156.92	0.391	14:38:09.921
57 - D1	32.774	41.346	29.696	172.8	232.2	1:43.816	156.80	0.465	14:39:53.737
58 - D1	32.732	41.349	29.822	172.8	231.7	1:43.903	156.67	0.552	14:41:37.640
59 - D1	32.671	41.247	29.620	173.3	231.2	1:43.538	157.22	0.187	14:43:21.178
60 - D1	32.727	41.346	29.851	172.5	232.7	1:43.924	156.64	0.573	14:45:05.102
61 - D1	32.671	41.376	29.992	173.6	233.2	1:44.039	156.47	0.688	14:46:49.141

Weather / Track : Showers / Wet

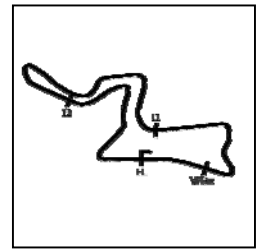
Kyalami Grand Prix Circuit

Circuit Length = 4.522 km

Start: 12:58 Flag 21:58 End: 22:03

# Kyalami 9 Hours

## RACE - SECTOR ANALYSIS



SECTOR 1 = FL to I1, SECTOR 2 = I1 to I2 SECTOR 3 = I2 to I3, SECTOR 4 = I3 to FL, DIFF = Difference To Personal Best Lap, P = Crossed Finish Line in Pit Lane, D = Time Disallowed

62 - D1	32.725	41.408	29.766	173.0	233.2	1:43.899	156.68	0.548	14:48:33.040
63 - D1	32.674	41.584	29.871	173.3	232.7	1:44.129	156.33	0.778	14:50:17.169
64 - D1	32.846	41.835	29.855	172.8	232.7	1:44.536	155.72	1.185	14:52:01.705
65 - D1	32.643	41.324	29.708	173.9	232.2	1:43.675	157.02	0.324	14:53:45.380
66 - D1	32.636	41.386	29.974	173.9	232.2	1:43.996	156.53	0.645	14:55:29.376
67 - D1	<b>32.483</b>	41.276	29.734	173.3	233.7	1:43.493	157.29	0.142	14:57:12.869
68 - D1	32.696	41.131	29.603	172.5	233.7	1:43.430	157.39	0.079	14:58:56.299
69 - D1	32.613	41.135	29.638	173.0	233.7	1:43.386	<b>(3)</b> 157.46	0.035	15:00:39.685
70 - D1	32.699	41.330	30.264	173.3	233.7	1:44.293	156.09	0.942	15:02:23.978
71 - D1	32.773	41.355	29.762	173.9	234.2	1:43.890	156.69	0.539	15:04:07.868
72 - D1	32.720	41.491	IN PIT		232.7	3:08.652	<b>P</b> 86.29	1:25.301	15:07:16.520
73 - D3	OUTLAP	42.304	29.884	170.8	201.1	1:51.255	146.32	7.904	15:09:07.775
74 - D3	33.089	41.503	29.745	170.6	228.3	1:44.337	156.02	0.986	15:10:52.112
75 - D3	32.952	41.271	29.664	171.1	230.7	1:43.887	156.70	0.536	15:12:35.999
76 - D3	32.821	41.304	29.774	170.8	230.7	1:43.899	156.68	0.548	15:14:19.898
77 - D3	32.763	41.057	29.584	172.2	231.2	1:43.404	157.43	0.053	15:16:03.302
78 - D3	32.798	<b>40.894</b>	29.775	171.1	232.7	1:43.467	157.33	0.116	15:17:46.769
79 - D3	32.836	41.054	29.605	172.5	232.7	1:43.495	157.29	0.144	15:19:30.264
80 - D3	32.896	41.272	29.869	171.7	232.7	1:44.037	156.47	0.686	15:21:14.301
81 - D3	32.850	41.129	29.743	170.6	231.7	1:43.722	156.95	0.371	15:22:58.023
82 - D3	32.932	41.228	29.848	170.8	230.2	1:44.008	156.51	0.657	15:24:42.031
83 - D3	32.939	41.109	29.738	170.8	230.2	1:43.786	156.85	0.435	15:26:25.817
84 - D3	32.867	41.137	29.885	170.6	230.2	1:43.889	156.69	0.538	15:28:09.706
85 - D3	32.937	41.214	29.626	171.7	231.2	1:43.777	156.86	0.426	15:29:53.483
86 - D3	32.798	41.152	29.807	171.1	232.7	1:43.757	156.89	0.406	15:31:37.240
87 - D3	32.928	41.235	29.852	172.2	231.7	1:44.015	156.50	0.664	15:33:21.255
88 - D3	32.754	41.247	29.921	172.2	232.7	1:43.922	156.64	0.571	15:35:05.177
89 - D3	49.559	1:19.400	IN PIT		232.7	3:28.795	<b>P</b> 77.96	1:45.444	15:38:33.972
90 - D3	OUTLAP	1:19.420	54.443	79.0	79.9	3:21.885	80.63	1:38.534	15:41:55.857
91 - D3	1:06.923	47.986	34.158	140.0	79.8	2:29.067	109.20	45.716	15:44:24.924
92 - D3	37.900	53.290	40.098	137.9	163.1	2:11.288	123.99	27.937	15:46:36.212
93 - D3	44.858	54.529	39.263	154.0	142.4	2:18.650	117.41	35.299	15:48:54.862
94 - D3	44.919	59.163	37.815	171.7	179.7	2:21.897	114.72	38.546	15:51:16.759
95 - D3	34.394	43.392	30.308	171.4	<b>234.7</b>	1:48.094	150.60	4.743	15:53:04.853
96 - D3	32.999	41.941	30.015	171.1	232.7	1:44.955	155.10	1.604	15:54:49.808
97 - D3	33.149	41.888	29.784	171.7	<b>234.7</b>	1:44.821	155.30	1.470	15:56:34.629
98 - D3	32.959	41.533	29.912	171.7	233.2	1:44.404	155.92	1.053	15:58:19.033
99 - D3	32.836	41.410	29.894	171.7	231.7	1:44.140	156.32	0.789	16:00:03.173
100 - D3	32.988	41.445	29.948	171.1	232.2	1:44.381	155.95	1.030	16:01:47.554
101 - D3	32.842	41.315	29.846	172.2	231.2	1:44.003	156.52	0.652	16:03:31.557
102 - D3	32.869	48.945	54.346	79.0	232.7	2:16.160	119.55	32.809	16:05:47.717
103 - D3	1:06.802	1:19.373	IN PIT		80.0	3:44.081	<b>P</b> 72.64	2:00.730	16:09:31.798
104 - D3	OUTLAP	1:19.461	52.065	148.7	79.8	3:19.582	81.56	1:36.231	16:12:51.380
105 - D3	34.364	43.831	37.647	123.8	216.4	1:55.842	140.52	12.491	16:14:47.222
106 - D3	43.452	55.605	36.993	136.8	142.2	2:16.050	119.65	32.699	16:17:03.272
107 - D3	47.738	49.322	40.950	133.9	136.0	2:28.010	109.98	44.659	16:19:31.282
108 - D3	42.891	55.606	36.042	146.7	165.3	2:14.539	120.99	31.188	16:21:45.821
109 - D3	45.558	52.028	37.349	103.5	160.0	2:14.935	120.64	31.584	16:24:00.756
110 - D3	43.911	53.147	38.995	107.4	168.4	2:16.053	119.65	32.702	16:26:16.809
111 - D3	43.960	1:00.148	32.595	171.4	173.3	2:16.703	119.08	33.352	16:28:33.512
112 - D3	33.108	42.265	30.028	170.3	234.2	1:45.401	154.45	2.050	16:30:18.913
113 - D3	32.954	41.811	29.887	170.6	233.2	1:44.652	155.55	1.301	16:32:03.565
114 - D3	32.841	41.466	29.773	171.1	232.7	1:44.080	156.41	0.729	16:33:47.645
115 - D3	32.908	41.335	29.857	171.7	232.2	1:44.100	156.38	0.749	16:35:31.745
116 - D3	32.897	41.508	29.814	171.7	232.2	1:44.219	156.20	0.868	16:37:15.964
117 - D3	32.954	41.183	29.765	171.7	233.2	1:43.902	156.67	0.551	16:38:59.866
118 - D3	32.821	41.319	29.710	171.9	232.2	1:43.850	156.75	0.499	16:40:43.716
119 - D3	32.854	40.987	29.641	171.7	231.7	1:43.482	157.31	0.131	16:42:27.198
120 - D3	32.752	41.091	<b>29.518</b>	172.2	231.7	1:43.361	<b>(2)</b> 157.49	0.010	16:44:10.559
121 - D3	32.857	42.046	29.698	171.9	231.7	1:44.601	155.63	1.250	16:45:55.160
122 - D3	32.762	41.133	29.961	171.4	232.7	1:43.856	156.74	0.505	16:47:39.016
123 - D3	32.884	41.594	29.714	171.4	231.2	1:44.192	156.24	0.841	16:49:23.208
124 - D3	32.703	41.180	29.771	171.7	231.7	1:43.654	157.05	0.303	16:51:06.862
125 - D3	32.865	41.238	29.855	172.2	232.7	1:43.958	156.59	0.607	16:52:50.820
126 - D3	32.782	41.404	29.808	171.9	233.2	1:43.994	156.53	0.643	16:54:34.814

Kyalami Grand Prix Circuit

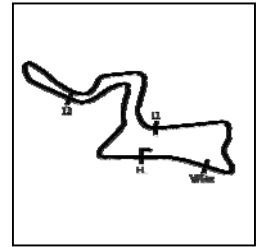
Circuit Length = 4.522 km

Start: 12:58 Flag 21:58 End: 22:03

Weather / Track : Showers / Wet

# Kyalami 9 Hours

## RACE - SECTOR ANALYSIS



SECTOR 1 = FL to I1,		SECTOR 2 = I1 to I2		SECTOR 3 = I2 to I3,		SECTOR 4 = I3 to FL,		DIFF = Difference To Personal Best Lap,	P = Crossed Finish Line in Pit Lane,	D = Time Disallowed	
127 - D3	32.849	41.699	29.906	171.4	232.2	1:44.454	155.85	1.103	16:56:19.268		
128 - D3	32.987	41.491	29.684	171.4	231.2	1:44.162	156.28	0.811	16:58:03.430		
129 - D3	32.856	41.150	29.604	171.9	231.7	1:43.610	157.11	0.259	16:59:47.040		
130 - D3	32.767	41.263	29.616	171.9	231.7	1:43.646	157.06	0.295	17:01:30.686		
131 - D3	32.787	41.231	29.635	172.2	231.2	1:43.653	157.05	0.302	17:03:14.339		
132 - D3	32.904	41.336	29.645	171.9	231.7	1:43.885	156.70	0.534	17:04:58.224		
133 - D3	32.845	41.154	IN PIT		231.2	3:08.779	<b>P</b> 86.23	1:25.428	17:08:07.003		
134 - D1	OUTLAP	43.471	30.781	170.0	200.7	1:54.231	142.51	10.880	17:10:01.234		
135 - D1	34.072	42.632	30.838	170.3	228.8	1:47.542	151.37	4.191	17:11:48.776		
136 - D1	33.346	42.380	30.261	171.1	228.3	1:45.987	153.59	2.636	17:13:34.763		
137 - D1	33.107	41.975	30.076	171.1	230.2	1:45.158	154.80	1.807	17:15:19.921		
138 - D1	32.916	42.042	29.890	170.8	230.7	1:44.848	155.26	1.497	17:17:04.769		
139 - D1	32.961	41.526	29.892	171.1	231.2	1:44.379	155.96	1.028	17:18:49.148		
140 - D1	32.911	41.357	29.760	171.7	230.7	1:44.028	156.48	0.677	17:20:33.176		
141 - D1	33.328	41.352	29.807	171.4	231.2	1:44.487	155.80	1.136	17:22:17.663		
142 - D1	32.903	41.495	29.866	171.4	230.7	1:44.264	156.13	0.913	17:24:01.927		
143 - D1	32.803	41.428	29.763	171.7	231.2	1:43.994	156.53	0.643	17:25:45.921		
144 - D1	32.996	41.441	29.774	171.1	230.7	1:44.211	156.21	0.860	17:27:30.132		
145 - D1	32.824	41.513	29.818	171.9	231.7	1:44.155	156.29	0.804	17:29:14.287		
146 - D1	33.045	41.859	30.042	171.4	230.7	1:44.946	155.11	1.595	17:30:59.233		
147 - D1	32.893	41.780	30.338	172.8	231.7	1:45.011	155.02	1.660	17:32:44.244		
148 - D1	33.830	42.521	30.661	171.7	229.7	1:47.012	152.12	3.661	17:34:31.256		
149 - D1	33.051	41.670	29.916	171.7	231.2	1:44.637	155.57	1.286	17:36:15.893		
150 - D1	33.064	41.733	30.071	170.8	230.7	1:44.868	155.23	1.517	17:38:00.761		
151 - D1	33.000	41.380	29.878	171.7	230.7	1:44.258	156.14	0.907	17:39:45.019		
152 - D1	32.856	41.463	29.821	171.9	231.2	1:44.140	156.32	0.789	17:41:29.159		
153 - D1	32.940	41.513	30.306	171.1	231.7	1:44.759	155.39	1.408	17:43:13.918		
154 - D1	33.044	42.245	30.219	171.9	232.7	1:45.508	154.29	2.157	17:44:59.426		
155 - D1	33.016	41.541	29.932	172.8	233.7	1:44.489	155.79	1.138	17:46:43.915		
156 - D1	32.882	41.498	30.651	171.9	233.2	1:45.031	154.99	1.680	17:48:28.946		
157 - D1	32.886	41.582	29.716	172.8	232.2	1:44.184	156.25	0.833	17:50:13.130		
158 - D1	32.765	1:04.303	IN PIT		232.7	3:46.665	<b>P</b> 71.82	2:03.314	17:53:59.795		
159 - D2	OUTLAP	1:19.783	54.620	78.8	79.7	3:24.251	79.70	1:40.900	17:57:24.046		
160 - D2	1:07.068	1:20.258	55.174	78.8	79.7	3:22.500	80.39	1:39.149	18:00:46.546		
161 - D2	1:07.438	56.199	32.990	170.0	77.8	2:36.627	103.93	53.276	18:03:23.173		
162 - D2	34.248	43.673	31.082	171.9	225.0	1:49.003	149.34	5.652	18:05:12.176		
163 - D2	33.732	42.847	30.028	171.7	231.2	1:46.607	152.70	3.256	18:06:58.783		
164 - D2	32.813	41.624	29.851	171.7	230.7	1:44.288	156.09	0.937	18:08:43.071		
165 - D2	32.931	41.564	30.019	171.7	230.7	1:44.514	155.76	1.163	18:10:27.585		
166 - D2	32.807	41.370	29.712	171.9	231.7	1:43.889	156.69	0.538	18:12:11.474		
167 - D2	32.908	41.556	30.163	171.4	232.2	1:44.627	155.59	1.276	18:13:56.101		
168 - D2	32.819	41.516	29.708	172.2	233.7	1:44.043	156.46	0.692	18:15:40.144		
169 - D2	32.701	41.756	29.788	171.9	233.7	1:44.245	156.16	0.894	18:17:24.389		
170 - D2	32.729	41.168	29.693	172.5	232.2	1:43.590	157.15	0.239	18:19:07.979		
171 - D2	32.869	41.638	29.952	172.8	232.7	1:44.459	155.84	1.108	18:20:52.438		
172 - D2	32.934	41.375	29.785	172.2	232.7	1:44.094	156.38	0.743	18:22:36.532		
173 - D2	32.761	41.378	29.796	171.7	233.2	1:43.935	156.62	0.584	18:24:20.467		
174 - D2	32.710	41.340	29.652	171.9	232.2	1:43.702	156.98	0.351	18:26:04.169		
175 - D2	33.178	41.312	29.713	172.2	233.2	1:44.203	156.22	0.852	18:27:48.372		
176 - D2	32.699	41.362	29.720	171.9	232.7	1:43.781	156.86	0.430	18:29:32.153		
177 - D2	32.736	41.241	29.751	171.9	232.7	1:43.728	156.94	0.377	18:31:15.881		
178 - D2	32.710	41.231	29.835	171.9	233.2	1:43.776	156.86	0.425	18:32:59.657		
179 - D2	32.872	41.581	29.999	172.2	233.7	1:44.452	155.85	1.101	18:34:44.109		
180 - D2	32.676	41.562	29.843	172.2	232.7	1:44.081	156.40	0.730	18:36:28.190		
181 - D2	32.771	41.519	29.749	172.2	233.2	1:44.039	156.47	0.688	18:38:12.229		
182 - D2	32.804	41.629	29.879	172.5	233.2	1:44.312	156.06	0.961	18:39:56.541		
183 - D2	32.774	41.568	29.872	172.8	233.2	1:44.214	156.20	0.863	18:41:40.755		
184 - D2	32.901	41.795	30.244	172.2	233.2	1:44.940	155.12	1.589	18:43:25.695		
185 - D2	32.929	41.620	29.846	172.2	232.7	1:44.395	155.93	1.044	18:45:10.090		
186 - D2	32.820	41.598	29.842	171.9	233.2	1:44.260	156.14	0.909	18:46:54.350		
187 - D2	32.964	41.528	29.598	172.2	231.7	1:44.090	156.39	0.739	18:48:38.440		
188 - D2	32.844	41.562	29.882	171.4	232.2	1:44.288	156.09	0.937	18:50:22.728		
189 - D2	32.807	41.534	29.660	172.2	231.7	1:44.001	156.52	0.650	18:52:06.729		
190 - D2	32.774	41.275	29.851	173.0	231.7	1:43.900	156.68	0.549	18:53:50.629		
191 - D2	32.897	41.831	29.936	173.9	233.2	1:44.664	155.53	1.313	18:55:35.293		

Weather / Track : Showers / Wet

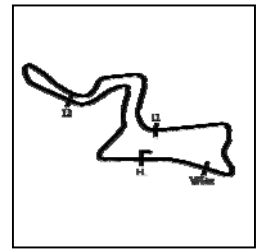
Kyalami Grand Prix Circuit

Circuit Length = 4.522 km

Start: 12:58 Flag 21:58 End: 22:03

# Kyalami 9 Hours

## RACE - SECTOR ANALYSIS



SECTOR 1 = FL to I1, SECTOR 2 = I1 to I2 SECTOR 3 = I2 to I3, SECTOR 4 = I3 to FL, DIFF = Difference To Personal Best Lap, P = Crossed Finish Line in Pit Lane, D = Time Disallowed

192 - D2	32.712	41.381	IN PIT	233.7	3:07.075	<b>P</b>	87.01	1:23.724	18:58:42.368
193 - D3	OUTLAP	42.544	30.443	171.1	201.4	1:52.460	144.75	9.109	19:00:34.828
194 - D3	33.126	41.908	29.991	171.1	229.7	1:45.025	155.00	1.674	19:02:19.853
195 - D3	33.018	41.550	30.191	171.7	230.2	1:44.759	155.39	1.408	19:04:04.612
196 - D3	32.908	41.909	29.995	171.4	231.2	1:44.812	155.31	1.461	19:05:49.424
197 - D3	32.902	41.545	29.744	171.1	230.7	1:44.191	156.24	0.840	19:07:33.615
198 - D3	32.788	41.678	29.813	171.4	231.2	1:44.279	156.11	0.928	19:09:17.894
199 - D3	32.709	42.411	29.858	171.4	232.2	1:44.978	155.07	1.627	19:11:02.872
200 - D3	32.904	41.120	29.765	172.2	231.2	1:43.789	156.84	0.438	19:12:46.661
201 - D3	32.709	41.265	29.827	171.7	232.2	1:43.801	156.83	0.450	19:14:30.462
202 - D3	32.883	41.491	29.810	170.0	231.2	1:44.184	156.25	0.833	19:16:14.646
203 - D3	33.025	41.391	29.805	170.8	230.2	1:44.221	156.19	0.870	19:17:58.867
204 - D3	33.056	41.954	29.877	171.9	230.7	1:44.887	155.20	1.536	19:19:43.754
205 - D3	32.790	41.326	29.798	171.9	231.2	1:43.914	156.66	0.563	19:21:27.668
206 - D3	32.890	41.409	29.921	171.4	231.2	1:44.220	156.20	0.869	19:23:11.888
207 - D3	32.978	41.321	29.952	171.4	230.2	1:44.251	156.15	0.900	19:24:56.139
208 - D3	32.878	41.284	29.661	172.5	230.7	1:43.823	156.79	0.472	19:26:39.962
209 - D3	32.834	41.509	29.621	171.9	231.2	1:43.964	156.58	0.613	19:28:23.926
210 - D3	32.817	41.238	29.630	172.8	231.2	1:43.685	157.00	0.334	19:30:07.611
<b>211 - D3</b>	32.702	41.107	29.542	172.8	231.7	<b>1:43.351 (1)</b>	<b>157.51</b>		<b>19:31:50.962</b>
212 - D3	33.216	41.443	43.556	79.0	232.2	1:58.215	137.70	14.864	19:33:49.177
213 - D3	1:06.829	1:19.379	IN PIT	79.9	79.9	3:51.759	<b>P</b> 70.24	2:08.408	19:37:40.936
214 - D3	OUTLAP	1:19.739	IN PIT	79.8	79.8	4:04.528	<b>P</b> 66.57	2:21.177	19:41:45.464
215 - D3	OUTLAP	1:20.511	55.775	78.2	79.1	3:25.323	79.28	1:41.972	19:45:10.787
216 - D3	1:08.021	1:20.445	56.297	78.2	79.1	3:24.763	79.50	1:41.412	19:48:35.550
217 - D3	1:07.834	1:04.928	38.394	162.1	79.2	2:51.156	95.11	1:07.805	19:51:26.706
218 - D3	42.014	53.405	38.399	94.4	180.6	2:13.818	121.65	30.467	19:53:40.524
219 - D3	1:08.910	1:19.120	50.875	90.4	113.8	3:18.905	81.84	1:35.554	19:56:59.429
220 - D3	1:01.249	1:17.423	57.262	109.5	112.6	3:15.934	83.08	1:32.583	20:00:15.363
221 - D3	55.199	1:18.624	1:00.540	104.0	107.5	3:14.363	83.75	1:31.012	20:03:29.726
222 - D3	1:04.436	1:15.040	55.334	79.5	104.1	3:14.810	83.56	1:31.459	20:06:44.536
223 - D3	1:01.327	1:14.961	57.089	75.1	115.2	3:13.377	84.18	1:30.026	20:09:57.913
224 - D3	59.424	1:40.135	1:11.412	61.7	103.6	3:50.971	70.48	2:07.620	20:13:48.884
225 - D3	1:29.805	2:01.196	1:19.615	61.3	68.3	4:50.616	56.01	3:07.265	20:18:39.500
226 - D3	1:32.511	1:34.151	1:12.897	55.6	53.7	4:19.559	62.71	2:36.208	20:22:59.059
227 - D3	1:26.518	1:40.094	1:06.046	65.8	61.9	4:12.658	64.43	2:29.307	20:27:11.717
228 - D3	1:18.756	1:29.099	1:00.403	81.3	66.3	3:48.258	71.31	2:04.907	20:30:59.975
229 - D3	1:05.381	1:25.787	54.825	76.0	86.7	3:25.993	79.02	1:42.642	20:34:25.968
230 - D3	1:07.721	1:35.326	1:03.809	92.1	89.2	3:46.856	71.76	2:03.505	20:38:12.824
231 - D3	1:10.278	1:21.780	1:00.518	75.1	83.2	3:32.576	76.58	1:49.225	20:41:45.400
232 - D3	1:14.309	1:39.067	1:04.223	74.7	86.4	3:57.599	68.51	2:14.248	20:45:42.999
233 - D3	1:18.965	1:29.026	IN PIT		67.7	5:38.243	<b>P</b> 48.12	3:54.892	20:51:21.242
234 - D2	OUTLAP	1:05.927	IN PIT		129.4	2:57.916	<b>P</b> 91.49	1:14.565	20:54:19.158
235 - D2	OUTLAP	1:16.005	55.226	90.7	129.0	3:09.960	85.69	1:26.609	20:57:29.118
236 - D2	1:10.685	1:18.918	56.383	69.8	77.2	3:25.986	79.03	1:42.635	21:00:55.104
237 - D2	1:03.995	1:30.127	1:04.215	74.1	74.3	3:38.337	74.55	1:54.986	21:04:33.441
238 - D2	1:16.454	1:21.038	54.072	64.4	83.0	3:31.564	76.94	1:48.213	21:08:05.005
239 - D2	57.291	1:17.451	1:05.375	72.6	116.5	3:20.117	81.34	1:36.766	21:11:25.122
240 - D2	1:10.757	1:17.875	56.673	70.8	80.0	3:25.305	79.29	1:41.954	21:14:50.427
241 - D2	1:05.407	1:15.083	1:03.969	67.7	119.6	3:24.459	79.62	1:41.108	21:18:14.886
242 - D2	1:11.245	1:23.157	59.759	71.4	79.4	3:34.161	76.01	1:50.810	21:21:49.047
243 - D2	1:11.338	1:11.788	53.652	101.6	87.2	3:16.778	82.72	1:33.427	21:25:05.825
244 - D2	55.805	1:09.077	50.799	144.5	150.8	2:55.681	92.66	1:12.330	21:28:01.506
245 - D2	59.138	1:08.607	50.069	95.1	127.5	2:57.814	91.55	1:14.463	21:30:59.320
246 - D2	51.873	1:11.303	42.639	160.9	155.6	2:45.815	98.17	1:02.464	21:33:45.135
247 - D2	39.613	49.610	36.013	161.6	186.8	2:05.236	129.98	21.885	21:35:50.371
248 - D2	38.498	48.782	35.169	159.7	201.8	2:02.449	132.94	19.098	21:37:52.820
249 - D2	38.496	48.429	34.781	163.1	213.4	2:01.706	133.75	18.355	21:39:54.526
250 - D2	37.396	48.029	34.443	161.4	213.0	1:59.868	135.80	16.517	21:41:54.394
251 - D2	36.918	47.756	34.154	163.1	218.1	1:58.828	136.99	15.477	21:43:53.222
252 - D2	36.989	47.502	34.013	162.6	220.4	1:58.504	137.37	15.153	21:45:51.726
253 - D2	36.992	47.485	34.097	163.1	219.9	1:58.574	137.29	15.223	21:47:50.300
254 - D2	36.677	47.009	33.787	161.6	219.5	1:57.473	138.57	14.122	21:49:47.773
255 - D2	36.651	46.862	33.505	163.3	219.9	1:57.018	139.11	13.667	21:51:44.791
256 - D2	37.135	47.260	33.720	163.6	221.3	1:58.115	137.82	14.764	21:53:42.906

Weather / Track : Showers / Wet

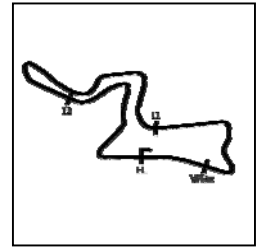
Kyalami Grand Prix Circuit

Circuit Length = 4.522 km

Start: 12:58 Flag 21:58 End: 22:03

# Kyalami 9 Hours

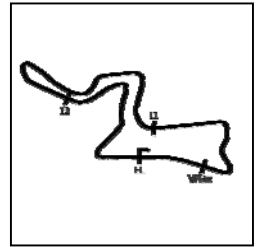
## RACE - SECTOR ANALYSIS



SECTOR 1 = FL to I1,		SECTOR 2 = I1 to I2		SECTOR 3 = I2 to I3,		SECTOR 4 = I3 to FL,		DIFF = Difference To Personal Best Lap,		P = Crossed Finish Line in Pit Lane,		D = Time Disallowed	
257 - D2	36.584	47.245	33.373	162.8	220.8	1:57.202	138.89	13.851	21:55:40.108				
258 - D2	37.312	47.019	33.257	163.6	220.4	1:57.588	138.44	14.237	21:57:37.696				
259 - D2	36.141	46.673	33.123	163.3	221.7	1:55.937	140.41	12.586	21:59:33.633				

# Kyalami 9 Hours

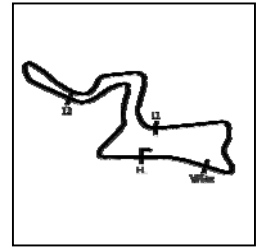
## RACE - SECTOR ANALYSIS



SECTOR 1 = FL to I1, SECTOR 2 = I1 to I2 SECTOR 3 = I2 to I3, SECTOR 4 = I3 to FL, DIFF = Difference To Personal Best Lap, P = Crossed Finish Line in Pit Lane, D = Time Disallowed

# Kyalami 9 Hours

## RACE - SECTOR ANALYSIS



SECTOR 1 = FL to I1, SECTOR 2 = I1 to I2 SECTOR 3 = I2 to I3, SECTOR 4 = I3 to FL, DIFF = Difference To Personal Best Lap, P = Crossed Finish Line in Pit Lane, D = Time Disallowed

P10 62 Pro R-Motorsport			Aston Martin Vantage AMR GT3						
IDEAL LAP TIME : 1:43.678		BEST LAP TIME : 1:43.649		DIFFERENCE : -0.029					
D1: Ricky COLLARD		D2: Hugo de SADELEER		D3: Marvin KIRCHHOEFER					
LAP	SECTOR 1	SECTOR 2	SECTOR 3	SPEED TRAP	LAP TIME	KPH	DIFF	TIME OF DAY	
1 - D1					1:59.283	136.47	15.634	13:00:42.622	
2 - D2					1:46.935	152.23	3.286	13:02:29.557	
3 - D2					1:46.053	153.50	2.404	13:04:15.610	
4 - D2					1:46.016	153.55	2.367	13:06:01.626	
5 - D2					1:46.873	152.32	3.224	13:07:48.499	
6 - D2			30.399	171.1	1:46.741	152.51	3.092	13:09:35.240	
7 - D2	33.360	42.044	30.378	172.5	234.7	1:45.782	2.133	13:11:21.022	
8 - D2	33.210	42.205	30.356	173.0	234.7	1:45.771	2.122	13:13:06.793	
9 - D2	33.285	42.081	30.251	173.0	235.8	1:45.617	1.968	13:14:52.410	
10 - D2	33.076	42.621	30.494	173.0	<b>236.8</b>	1:46.191	2.542	13:16:38.601	
11 - D2	33.257			235.2	1:46.024	153.54	2.375	13:18:24.625	
12 - D2					1:45.319	154.57	1.670	13:20:09.944	
13 - D2					1:45.305	154.59	1.656	13:21:55.249	
14 - D2					1:45.221	154.71	1.572	13:23:40.470	
15 - D2					1:45.340	154.53	1.691	13:25:25.810	
16 - D2					1:45.495	154.31	1.846	13:27:11.305	
17 - D2					1:45.318	154.57	1.669	13:28:56.623	
18 - D2					1:45.083	154.91	1.434	13:30:41.706	
19 - D2					1:45.043	154.97	1.394	13:32:26.749	
20 - D2			30.319	172.5	1:45.614	154.13	1.965	13:34:12.363	
21 - D2				234.2	1:45.678	154.04	2.029	13:35:58.041	
22 - D2			174.7		1:44.840	155.27	1.191	13:37:42.881	
23 - D2					1:45.534	154.25	1.885	13:39:28.415	
24 - D2					1:44.648	155.56	0.999	13:41:13.063	
25 - D2					1:44.611	155.61	0.962	13:42:57.674	
26 - D2					1:45.031	154.99	1.382	13:44:42.705	
27 - D2					1:44.762	155.39	1.113	13:46:27.467	
28 - D2					1:44.954	155.10	1.305	13:48:12.421	
29 - D2			30.041	174.1	1:44.623	155.59	0.974	13:49:57.044	
30 - D2	32.865	42.007	IN PIT	235.2	3:06.293	<b>P</b> 87.38	1:22.644	13:53:03.337	
31 - D1	OUTLAP	42.807	30.302	174.4	202.6	1:53.025	9.376	13:54:56.362	
32 - D1	32.981	42.145	30.501	174.1	234.7	1:45.627	154.11	1.978	13:56:41.989
33 - D1	32.948	42.175	30.666	173.9	234.7	1:45.789	153.88	2.140	13:58:27.778
34 - D1	33.301	42.185	30.046		234.2	1:45.532	154.25	1.883	14:00:13.310
35 - D1					1:44.414	155.91	0.765	14:01:57.724	
36 - D1					1:44.946	155.11	1.297	14:03:42.670	
37 - D1					1:44.528	155.74	0.879	14:05:27.198	
38 - D1					1:44.141	156.31	0.492	14:07:11.339	
39 - D1					1:44.556	155.69	0.907	14:08:55.895	
40 - D1					1:44.340	156.02	0.691	14:10:40.235	
41 - D1					1:44.995	155.04	1.346	14:12:25.230	
42 - D1					1:44.589	155.64	0.940	14:14:09.819	
43 - D1					1:45.254	154.66	1.605	14:15:55.073	
44 - D1					1:44.392	155.94	0.743	14:17:39.465	
45 - D1					1:44.355	155.99	0.706	14:19:23.820	
46 - D1					1:44.123	156.34	0.474	14:21:07.943	
47 - D1					1:44.443	155.86	0.794	14:22:52.386	
48 - D1					1:44.351	156.00	0.702	14:24:36.737	
49 - D1					1:44.090	156.39	0.441	14:26:20.827	
50 - D1					1:44.655	155.55	1.006	14:28:05.482	
51 - D1					1:44.487	155.80	0.838	14:29:49.969	
52 - D1					1:44.522	155.74	0.873	14:31:34.491	
53 - D1					1:44.386	155.95	0.737	14:33:18.877	
54 - D1					1:44.568	155.68	0.919	14:35:03.445	
55 - D1					1:44.216	156.20	0.567	14:36:47.661	
56 - D1					1:45.204	154.73	1.555	14:38:32.865	
57 - D1					1:44.263	156.13	0.614	14:40:17.128	
58 - D1					1:44.781	155.36	1.132	14:42:01.909	
59 - D1					1:44.506	155.77	0.857	14:43:46.415	
60 - D1					1:43.734	156.93	0.085	14:45:30.149	
61 - D1					1:43.678	<b>(3)</b> 157.01	0.029	14:47:13.827	

Weather / Track : Showers / Wet

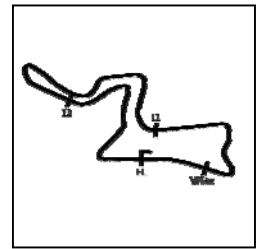
Kyalami Grand Prix Circuit

Circuit Length = 4.522 km

Start: 12:58 Flag 21:58 End: 22:03

# Kyalami 9 Hours

## RACE - SECTOR ANALYSIS



SECTOR 1 = FL to I1, SECTOR 2 = I1 to I2 SECTOR 3 = I2 to I3, SECTOR 4 = I3 to FL, DIFF = Difference To Personal Best Lap, P = Crossed Finish Line in Pit Lane, D = Time Disallowed

62 - D1						1:44.005	156.52	0.356	14:48:57.832
63 - D1						1:44.661	155.54	1.012	14:50:42.493
64 - D1						1:44.261	156.13	0.612	14:52:26.754
65 - D1						1:44.763	155.39	1.114	14:54:11.517
66 - D1						1:44.667	155.53	1.018	14:55:56.184
67 - D1						1:45.181	154.77	1.532	14:57:41.365
68 - D1				IN PIT		3:05.208	P 87.89	1:21.559	15:00:46.573
69 - D3	OUTLAP	44.067	31.708	171.1	202.6	1:56.720	139.47	13.071	15:02:43.293
70 - D3	34.228	43.339	30.684	171.9	232.2	1:48.251	150.38	4.602	15:04:31.544
71 - D3	33.075				231.2	1:44.715	155.46	1.066	15:06:16.259
72 - D3						1:44.374	155.96	0.725	15:08:00.633
73 - D3						1:44.802	155.33	1.153	15:09:45.435
74 - D3						1:44.116	156.35	0.467	15:11:29.551
75 - D3						1:44.241	156.16	0.592	15:13:13.792
76 - D3						1:43.938	156.62	0.289	15:14:57.730
77 - D3				173.6		1:44.338	156.02	0.689	15:16:42.068
78 - D3						1:44.586	155.65	0.937	15:18:26.654
79 - D3				172.8		1:44.869	155.23	1.220	15:20:11.523
80 - D3	32.810				234.7	1:44.204	156.22	0.555	15:21:55.727
81 - D3	32.792	41.527	30.036			1:44.355	155.99	0.706	15:23:40.082
82 - D3	32.838					1:44.325	156.04	0.676	15:25:24.407
83 - D3	32.906	41.399	29.802	172.8	233.2	1:44.107	156.36	0.458	15:27:08.514
84 - D3	32.823	41.310	29.928		233.7	1:44.061	156.43	0.412	15:28:52.575
85 - D3			29.884			1:43.945	156.61	0.296	15:30:36.520
86 - D3	32.825	41.460	29.883			1:44.168	156.27	0.519	15:32:20.688
87 - D3	32.790	<b>41.292</b>	29.891	173.6	234.7	1:43.973	156.57	0.324	15:34:04.661
88 - D3	<b>32.654</b>	41.488	IN PIT		234.2	<b>2:36.139</b>	P 104.26	52.490	<b>15:36:40.800</b>
89 - D3	OUTLAP		54.418			3:22.400	80.43	1:38.751	15:40:03.200
90 - D3	1:06.752	1:20.144	56.727	83.9		3:23.623	79.94	1:39.974	15:43:26.823
91 - D3	54.106	51.260	31.014		117.0	2:16.380	119.36	32.731	15:45:43.203
92 - D3	33.490	42.793	30.501	172.8	232.7	1:46.784	152.44	3.135	15:47:29.987
93 - D3	33.169	42.180	30.343	173.0	232.2	1:45.692	154.02	2.043	15:49:15.679
94 - D3			38.603		233.7	2:10.076	125.15	26.427	15:51:25.755
95 - D3	33.569	42.726	30.429		236.3	1:46.724	152.53	3.075	15:53:12.479
96 - D3	33.212			172.8		1:45.363	154.50	1.714	15:54:57.842
97 - D3	33.075	42.128	30.404	172.5	236.3	1:45.607	154.14	1.958	15:56:43.449
98 - D3	33.819	41.636	30.025	172.8	235.2	1:45.480	154.33	1.831	15:58:28.929
99 - D3	32.817				234.2	1:44.559	155.69	0.910	16:00:13.488
100 - D3	32.832	41.683	30.286			1:44.801	155.33	1.152	16:01:58.289
101 - D3						1:44.411	155.91	0.762	16:03:42.700
102 - D3						2:23.581	113.37	39.932	16:06:06.281
103 - D3			IN PIT			4:34.919	P 59.21	2:51.270	16:10:41.200
104 - D2	OUTLAP					2:49.413	96.09	1:05.764	16:13:30.613
105 - D2						1:55.469	140.98	11.820	16:15:26.082
106 - D2						1:50.238	147.67	6.589	16:17:16.320
107 - D2						2:26.364	111.22	42.715	16:19:42.684
108 - D2						2:15.101	120.49	31.452	16:21:57.785
109 - D2						2:12.432	122.92	28.783	16:24:10.217
110 - D2						2:14.086	121.40	30.437	16:26:24.303
111 - D2						2:13.410	122.02	29.761	16:28:37.713
112 - D2						1:47.301	151.71	3.652	16:30:25.014
113 - D2						1:46.048	153.50	2.399	16:32:11.062
114 - D2						1:44.267	156.12	0.618	16:33:55.329
115 - D2						1:44.038	156.47	0.389	16:35:39.367
116 - D2						1:44.435	155.87	0.786	16:37:23.802
117 - D2						1:45.006	155.03	1.357	16:39:08.808
118 - D2						<b>1:43.649 (1)</b>	<b>157.06</b>		<b>16:40:52.457</b>
119 - D2						1:43.866	156.73	0.217	16:42:36.323
120 - D2						1:44.058	156.44	0.409	16:44:20.381
121 - D2						1:45.254	154.66	1.605	16:46:05.635
122 - D2						1:45.815	153.84	2.166	16:47:51.450
123 - D2						1:44.339	156.02	0.690	16:49:35.789
124 - D2						1:44.464	155.83	0.815	16:51:20.253
125 - D2						1:43.652 (2)	157.05	0.003	16:53:03.905
126 - D2						1:44.411	155.91	0.762	16:54:48.316

Weather / Track : Showers / Wet

Kyalami Grand Prix Circuit

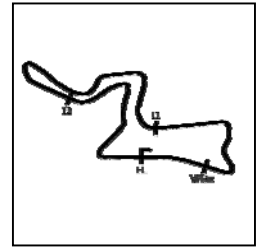
Circuit Length = 4.522 km

Start: 12:58 Flag 21:58 End: 22:03



# Kyalami 9 Hours

## RACE - SECTOR ANALYSIS



SECTOR 1 = FL to I1, SECTOR 2 = I1 to I2 SECTOR 3 = I2 to I3, SECTOR 4 = I3 to FL, DIFF = Difference To Personal Best Lap, P = Crossed Finish Line in Pit Lane, D = Time Disallowed

127 - D2		1:44.951	155.11	1.302	16:56:33.267
128 - D2		1:43.795	156.83	0.146	16:58:17.062
129 - D2		1:43.739	156.92	0.090	17:00:00.801
130 - D2		1:43.969	156.57	0.320	17:01:44.770
131 - D2		1:43.921	156.64	0.272	17:03:28.691
132 - D2		1:44.056	156.44	0.407	17:05:12.747
133 - D2		1:44.321	156.04	0.672	17:06:57.068
134 - D2		1:44.001	156.52	0.352	17:08:41.069
135 - D2		1:44.581	155.66	0.932	17:10:25.650
136 - D2	IN PIT	2:17.050	P 118.78	33.401	17:12:42.700
137 - D2	OUTLAP	1:51.018	146.63	7.369	17:14:33.718
138 - D2		1:44.559	155.69	0.910	17:16:18.277
139 - D2		1:44.308	156.06	0.659	17:18:02.585
140 - D2		1:44.340	156.02	0.691	17:19:46.925
141 - D2		1:44.165	156.28	0.516	17:21:31.090
142 - D2		1:44.238	156.17	0.589	17:23:15.328
143 - D2		1:44.502	155.77	0.853	17:24:59.830
144 - D2		1:44.256	156.14	0.607	17:26:44.086
145 - D2		1:45.002	155.03	1.353	17:28:29.088
146 - D2		1:44.370	155.97	0.721	17:30:13.458
147 - D2		1:44.484	155.80	0.835	17:31:57.942
148 - D2		1:44.423	155.89	0.774	17:33:42.365
149 - D2		1:44.005	156.52	0.356	17:35:26.370
150 - D2		1:44.165	156.28	0.516	17:37:10.535
151 - D2		1:44.250	156.15	0.601	17:38:54.785
152 - D2		1:44.300	156.08	0.651	17:40:39.085
153 - D2		1:44.425	155.89	0.776	17:42:23.510
154 - D2		1:44.435	155.87	0.786	17:44:07.945
155 - D2		1:44.309	156.06	0.660	17:45:52.254
156 - D2		1:44.497	155.78	0.848	17:47:36.751
157 - D2		1:44.574	155.67	0.925	17:49:21.325
158 - D2	IN PIT	3:04.075	P 88.43	1:20.426	17:52:25.400
159 - D3	OUTLAP	3:25.730	79.12	1:42.081	17:55:51.130
160 - D3		3:21.668	80.72	1:38.019	17:59:12.798
161 - D3		3:08.601	86.31	1:24.952	18:02:21.399
162 - D3		2:01.198	134.31	17.549	18:04:22.597
163 - D3		2:15.569	120.08	31.920	18:06:38.166
164 - D3		1:45.328	154.55	1.679	18:08:23.494
165 - D3	IN PIT	1:56.406	P 139.84	12.757	18:10:19.900
166 - D3	OUTLAP	1:50.654	147.11	7.005	18:12:10.554
167 - D3		1:44.388	155.94	0.739	18:13:54.942
168 - D3		1:44.025	156.49	0.376	18:15:38.967
169 - D3		1:44.854	155.25	1.205	18:17:23.821
170 - D3		1:43.800	156.83	0.151	18:19:07.621
171 - D3		1:44.456	155.84	0.807	18:20:52.077
172 - D3		1:44.039	156.47	0.390	18:22:36.116
173 - D3		1:43.857	156.74	0.208	18:24:19.973
174 - D3		1:43.776	156.86	0.127	18:26:03.749
175 - D3		1:43.903	156.67	0.254	18:27:47.652
176 - D3		1:43.866	156.73	0.217	18:29:31.518
177 - D3		1:43.735	156.93	0.086	18:31:15.253
178 - D3		1:44.066	156.43	0.417	18:32:59.319
179 - D3		1:44.269	156.12	0.620	18:34:43.588
180 - D3		1:44.226	156.19	0.577	18:36:27.814
181 - D3		1:44.064	156.43	0.415	18:38:11.878
182 - D3		1:44.301	156.07	0.652	18:39:56.179
183 - D3		1:44.250	156.15	0.601	18:41:40.429
184 - D3		1:44.973	155.07	1.324	18:43:25.402
185 - D3		1:44.362	155.98	0.713	18:45:09.764
186 - D3		1:44.168	156.27	0.519	18:46:53.932
187 - D3		1:44.006	156.52	0.357	18:48:37.938
188 - D3		1:44.179	156.26	0.530	18:50:22.117
189 - D3		1:44.033	156.48	0.384	18:52:06.150
190 - D3		1:44.167	156.27	0.518	18:53:50.317
191 - D3	IN PIT	2:17.938	P 118.01	34.289	18:56:08.255

Weather / Track : Showers / Wet

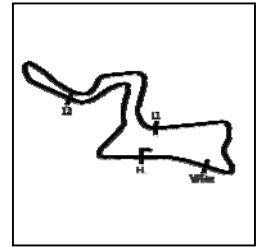
Kyalami Grand Prix Circuit

Circuit Length = 4.522 km

Start: 12:58 Flag 21:58 End: 22:03

# Kyalami 9 Hours

## RACE - SECTOR ANALYSIS



SECTOR 1 = FL to I1, SECTOR 2 = I1 to I2 SECTOR 3 = I2 to I3, SECTOR 4 = I3 to FL, DIFF = Difference To Personal Best Lap, P = Crossed Finish Line in Pit Lane, D = Time Disallowed

192 - D3	OUTLAP	41.686	29.953	174.4	206.8	1:49.744	148.33	6.095	18:57:57.999
193 - D3	33.130	41.677	29.922	175.0	234.2	1:44.729	155.44	1.080	18:59:42.728
194 - D3	33.079	41.448	29.830	175.3	233.7	1:44.357	155.99	0.708	19:01:27.085
195 - D3	32.863	41.453	29.879	175.0	234.7	1:44.195	156.23	0.546	19:03:11.280
196 - D3	32.890	41.485	29.999	175.0	234.7	1:44.374	155.96	0.725	19:04:55.654
197 - D3	32.855	41.416	29.759	175.0	234.2	1:44.030	156.48	0.381	19:06:39.684
198 - D3	32.916	41.353	29.842	175.0	234.2	1:44.111	156.36	0.462	19:08:23.795
199 - D3	32.946	41.518	29.987	175.8	234.7	1:44.451	155.85	0.802	19:10:08.246
200 - D3	32.902	41.627	30.060	174.7	234.7	1:44.589	155.64	0.940	19:11:52.835
201 - D3	32.944	41.600	30.044	175.3	234.7	1:44.588	155.65	0.939	19:13:37.423
202 - D3	32.853	41.444	29.954	175.3	235.8	1:44.251	156.15	0.602	19:15:21.674
203 - D3	32.946	41.582	29.948	175.0	235.8	1:44.476	155.81	0.827	19:17:06.150
204 - D3	32.979	42.484	30.118	175.6	235.8	1:45.581	154.18	1.932	19:18:51.731
205 - D3	32.967	41.582	29.954	175.6	234.2	1:44.503	155.77	0.854	19:20:36.234
206 - D3	32.955	41.431	29.817	175.0	235.2	1:44.203	156.22	0.554	19:22:20.437
207 - D3	32.855	41.423	<b>29.732</b>	175.6	235.2	1:44.010	156.51	0.361	19:24:04.447
208 - D3	32.948	41.863	29.982	<b>176.4</b>	234.7	1:44.793	155.34	1.144	19:25:49.240
209 - D3	33.096	41.455	29.912	175.8	234.7	1:44.463	155.83	0.814	19:27:33.703
210 - D3	32.955	41.786	29.954	176.1	235.2	1:44.695	155.49	1.046	19:29:18.398
211 - D3	32.993	41.541	30.055	175.3	235.2	1:44.589	155.64	0.940	19:31:02.987
212 - D3	33.081	42.757	30.116	175.6	235.2	1:45.954	153.64	2.305	19:32:48.941
213 - D3	41.595	1:18.957	IN PIT		235.2	4:09.366	P 65.28	2:25.717	19:36:58.307
214 - D1	OUTLAP	1:19.946	54.769	79.4	80.0	3:23.371	80.04	1:39.722	19:40:21.678
215 - D1	1:07.797		IN PIT		79.8	4:12.488	P 64.47	2:28.839	19:44:34.166
216 - D1	OUTLAP		57.001	77.4		3:28.604	78.03	1:44.955	19:48:02.770
217 - D1			39.458	165.8		3:04.088	88.43	1:20.439	19:51:06.858
218 - D1			52.791	71.3		2:31.385	107.53	47.736	19:53:38.243
219 - D1	1:08.946		IN PIT			3:30.233	P 77.43	1:46.584	19:57:08.476
220 - D1	OUTLAP		57.775	94.4		3:13.684	84.05	1:30.035	20:00:22.160
221 - D1			1:00.228	72.3		3:15.274	83.36	1:31.625	20:03:37.434
222 - D1			55.084	72.1		3:12.248	84.67	1:28.599	20:06:49.682
223 - D1	1:01.492	1:15.405	57.321	73.4		3:14.218	83.81	1:30.569	20:10:03.900
224 - D1	59.911	1:47.544	1:05.976	46.6	80.0	3:53.431	69.73	2:09.782	20:13:57.331
225 - D1	1:30.128	2:01.505	1:19.266	57.9	64.0	4:50.899	55.96	3:07.250	20:18:48.230
226 - D1	1:33.651	1:30.421	1:14.536	58.1	63.5	4:18.608	62.94	2:34.959	20:23:06.838
227 - D1	1:27.402	1:39.976	1:06.908	62.6	72.5	4:14.286	64.01	2:30.637	20:27:21.124
228 - D1	1:18.495	1:28.553	1:00.762	67.6	61.8	3:47.810	71.45	2:04.161	20:31:08.934
229 - D1	1:04.216	1:25.091	54.162	63.6	71.8	3:23.469	80.00	1:39.820	20:34:32.403
230 - D1	1:07.109	1:35.923	1:04.959	67.7	132.1	3:47.991	71.40	2:04.342	20:38:20.394
231 - D1	1:09.638	1:21.999	1:01.883	58.5	86.6	3:33.520	76.24	1:49.871	20:41:53.914
232 - D1	1:12.355	1:41.955	1:04.099	70.8	74.2	3:58.409	68.28	2:14.760	20:45:52.323
233 - D1		1:30.403	57.882	104.8	61.6	3:46.415	71.89	2:02.766	20:49:38.738
234 - D1	1:09.987	1:32.699	IN PIT		106.1	5:00.591	P 54.15	3:16.942	20:54:39.329
235 - D1	OUTLAP	1:05.838	54.307	103.8	153.6	2:50.391	95.54	1:06.742	20:57:29.720
236 - D1	1:11.990	1:18.007	57.839	61.0	105.4	3:27.836	78.32	1:44.187	21:00:57.556
237 - D1	1:03.635	1:29.061	1:04.927	65.6	81.6	3:37.623	74.80	1:53.974	21:04:35.179
238 - D1	1:16.234	1:20.906	53.635	68.5	103.6	3:30.775	77.23	1:47.126	21:08:05.954
239 - D1	57.878	1:17.341	1:06.003	63.4	137.0	3:21.222	80.90	1:37.573	21:11:27.176
240 - D1	1:09.973	1:17.640	56.930	65.8	69.3	3:24.543	79.58	1:40.894	21:14:51.719
241 - D1	1:05.354	1:14.931	1:04.400	57.7	140.0	3:24.685	79.53	1:41.036	21:18:16.404
242 - D1	1:10.513	1:24.421	59.319	71.3	81.1	3:34.253	75.98	1:50.604	21:21:50.657
243 - D1	1:10.735	1:12.648	53.645	74.1	114.8	3:17.028	82.62	1:33.379	21:25:07.685
244 - D1	55.460	1:08.346	51.564	144.3	154.2	2:55.370	92.82	1:11.721	21:28:03.055
245 - D1	58.878	1:08.270	50.657	85.6	128.5	2:57.805	91.55	1:14.156	21:31:00.860
246 - D1	51.898	1:10.856	41.790	169.0	141.7	2:44.544	98.93	1:00.895	21:33:45.404
247 - D1	38.842	49.674	36.059	166.9	180.9	2:04.575	130.67	20.926	21:35:49.979
248 - D1	38.246	49.091	35.935	167.1	194.5	2:03.272	132.05	19.623	21:37:53.251
249 - D1	37.658	48.195	34.562	167.9	213.4	2:00.415	135.19	16.766	21:39:53.666
250 - D1	37.359	48.331	34.273	169.2	217.7	1:59.963	135.70	16.314	21:41:53.629
251 - D1	36.708	47.821	34.164	170.3	227.8	1:58.693	137.15	15.044	21:43:52.322
252 - D1	36.919	47.750	33.931	169.8	225.9	1:58.600	137.26	14.951	21:45:50.922
253 - D1	36.843	47.759	33.681	167.9	228.8	1:58.283	137.62	14.634	21:47:49.205
254 - D1	36.685	47.309	33.707	168.4	227.3	1:57.701	138.30	14.052	21:49:46.906
255 - D1	36.509	47.201	33.354	168.7	228.3	1:57.064	139.06	13.415	21:51:43.970
256 - D1	36.348	47.694	33.459	169.5	228.8	1:57.501	138.54	13.852	21:53:41.471

Weather / Track : Showers / Wet

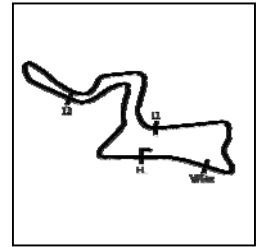
Kyalami Grand Prix Circuit

Circuit Length = 4.522 km

Start: 12:58 Flag 21:58 End: 22:03

# Kyalami 9 Hours

## RACE - SECTOR ANALYSIS

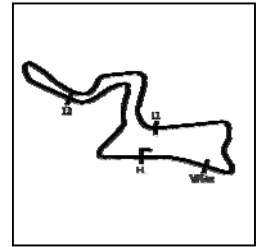


SECTOR 1 = FL to I1, SECTOR 2 = I1 to I2 SECTOR 3 = I2 to I3, SECTOR 4 = I3 to FL, DIFF = Difference To Personal Best Lap, P = Crossed Finish Line in Pit Lane, D = Time Disallowed

257 - D1	38.148	47.498	33.652	166.9	228.8	1:59.298	136.45	15.649	21:55:40.769
258 - D1	36.929	47.082	33.597	170.0	227.8	1:57.608	138.41	13.959	21:57:38.377
259 - D1	36.075	46.429	33.293	170.0	228.8	1:55.797	140.58	12.148	21:59:34.174

# Kyalami 9 Hours

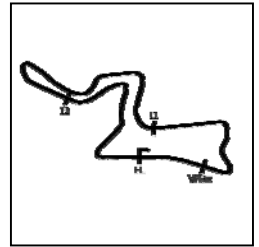
## RACE - SECTOR ANALYSIS



SECTOR 1 = FL to I1, SECTOR 2 = I1 to I2 SECTOR 3 = I2 to I3, SECTOR 4 = I3 to FL, DIFF = Difference To Personal Best Lap, P = Crossed Finish Line in Pit Lane, D = Time Disallowed

# Kyalami 9 Hours

## RACE - SECTOR ANALYSIS



SECTOR 1 = FL to I1, SECTOR 2 = I1 to I2 SECTOR 3 = I2 to I3, SECTOR 4 = I3 to FL, DIFF = Difference To Personal Best Lap, P = Crossed Finish Line in Pit Lane, D = Time Disallowed

P11 25 Pro		Audi Sport Team WRT			Audi R8 LMS GT3 2019				
IDEAL LAP TIME : 1:43.077		BEST LAP TIME : 1:43.300			DIFFERENCE : 0.223				
D1: Dries VANTHOOR		D2: Kelvin VAN DER LINDE			D3: Frederic VERVISCH				
LAP	SECTOR 1	SECTOR 2	SECTOR 3	SPEED TRAP	LAP TIME	KPH	DIFF	TIME OF DAY	
1 - D3		44.638	30.458	170.8	227.3	1:56.218	140.07	12.918	13:00:39.557
2 - D3	33.545	43.121	30.121	170.3	231.7	1:46.787	152.44	3.487	13:02:26.344
3 - D3	33.241	42.609	30.310	170.8	230.7	1:46.160	153.34	2.860	13:04:12.504
4 - D3	33.620	42.770	30.212	170.6	230.7	1:46.602	152.71	3.302	13:05:59.106
5 - D3	33.068	42.134	30.216	170.0	229.7	1:45.418	154.42	2.118	13:07:44.524
6 - D3	33.185	42.251	30.101	170.8	231.7	1:45.537	154.25	2.237	13:09:30.061
7 - D3	33.140	42.909	30.210	170.3	231.7	1:46.259	153.20	2.959	13:11:16.320
8 - D3	33.053	43.200	31.155	170.6	231.2	1:47.408	151.56	4.108	13:13:03.728
9 - D3	33.474	42.367	30.193	171.4	232.2	1:46.034	153.52	2.734	13:14:49.762
10 - D3	33.162	42.183	30.157	171.9	233.2	1:45.502	154.30	2.202	13:16:35.264
11 - D3	33.133	41.902	29.934	171.7	231.7	1:44.969	155.08	1.669	13:18:20.233
12 - D3	32.999	41.887	29.988	171.9	231.7	1:44.874	155.22	1.574	13:20:05.107
13 - D3	33.149	41.990	30.004	171.9	234.2	1:45.143	154.82	1.843	13:21:50.250
14 - D3	32.855	41.739	30.318	171.9	231.7	1:44.912	155.17	1.612	13:23:35.162
15 - D3	33.047	42.839	29.912	171.1	232.2	1:45.798	153.87	2.498	13:25:20.960
16 - D3	33.389	42.108	29.884	171.7	232.2	1:45.381	154.47	2.081	13:27:06.341
17 - D3	33.364	41.748	29.879	171.1	230.7	1:44.991	155.05	1.691	13:28:51.332
18 - D3	32.898	41.770	29.951	171.1	230.2	1:44.619	155.60	1.319	13:30:35.951
19 - D3	32.914	41.950	30.193	171.7	231.7	1:45.057	154.95	1.757	13:32:21.008
20 - D3	33.081	41.877	29.998	171.9	232.2	1:44.956	155.10	1.656	13:34:05.964
21 - D3	33.274	41.747	29.980	172.2	231.2	1:45.001	155.03	1.701	13:35:50.965
22 - D3	32.857	42.109	29.963	172.2	232.2	1:44.929	155.14	1.629	13:37:35.894
23 - D3	33.141	41.723	29.860	172.8	233.2	1:44.724	155.44	1.424	13:39:20.618
24 - D3	32.883	41.825	29.966	172.2	232.7	1:44.674	155.52	1.374	13:41:05.292
25 - D3	32.942	41.687	29.854	171.9	233.2	1:44.483	155.80	1.183	13:42:49.775
26 - D3	33.106	41.868	29.995	171.9	232.7	1:44.969	155.08	1.669	13:44:34.744
27 - D3	32.914	41.949	30.006	172.2	233.7	1:44.869	155.23	1.569	13:46:19.613
28 - D3	33.043	41.720	30.072	171.9	232.7	1:44.835	155.28	1.535	13:48:04.448
29 - D3	32.680	41.412	29.802	173.0	232.2	1:43.894	156.69	0.594	13:49:48.342
30 - D3	33.033	41.914	29.954	172.8	233.2	1:44.901	155.18	1.601	13:51:33.243
31 - D3	33.396	43.136	30.524	172.2	233.2	1:47.056	152.06	3.756	13:53:20.299
32 - D3	33.017	42.051	30.039	171.9	233.7	1:45.107	154.88	1.807	13:55:05.406
33 - D3	32.820	41.262	29.692	172.5	231.2	1:43.774	156.87	0.474	13:56:49.180
34 - D3	32.631	41.578	29.829	172.5	232.2	1:44.038	156.47	0.738	13:58:33.218
35 - D3	32.693	42.170	29.920	172.2	230.7	1:44.783	155.36	1.483	14:00:18.001
36 - D3	32.709	41.649	IN PIT		232.2	3:05.105	P 87.94	1:21.805	14:03:23.106
37 - D2	OUTLAP	42.215	29.991	169.5	198.1	1:50.909	146.77	7.609	14:05:14.015
38 - D2	32.872	41.398	29.707	170.3	226.4	1:43.977	156.56	0.677	14:06:57.992
39 - D2	32.929	41.329	29.664	171.1	226.8	1:43.922	156.64	0.622	14:08:41.914
40 - D2	32.750	41.462	29.833	170.3	227.3	1:44.045	156.46	0.745	14:10:25.959
41 - D2	33.211	41.429	29.587	170.6	228.3	1:44.227	156.18	0.927	14:12:10.186
42 - D2	32.811	42.391	29.655	170.6	228.3	1:44.857	155.25	1.557	14:13:55.043
43 - D2	32.823	41.245	29.904	170.6	227.8	1:43.972	156.57	0.672	14:15:39.015
44 - D2	32.795	41.385	29.715	171.1	227.8	1:43.895	156.68	0.595	14:17:22.910
45 - D2	32.782	41.305	29.748	170.8	228.8	1:43.835	156.77	0.535	14:19:06.745
46 - D2	32.820	41.322	29.745	170.8	229.7	1:43.887	156.70	0.587	14:20:50.632
47 - D2	32.876	41.332	29.676	171.4	230.2	1:43.884	156.70	0.584	14:22:34.516
48 - D2	32.797	41.250	29.605	171.9	231.2	1:43.652	157.05	0.352	14:24:18.168
49 - D2	32.745	41.334	29.689	171.7	229.7	1:43.768	156.88	0.468	14:26:01.936
50 - D2	32.871	41.394	29.808	171.1	228.3	1:44.073	156.42	0.773	14:27:46.009
51 - D2	32.879	41.440	29.713	171.7	230.2	1:44.032	156.48	0.732	14:29:30.041
52 - D2	32.798	41.287	29.742	171.9	230.2	1:43.827	156.79	0.527	14:31:13.868
53 - D2	32.732	41.318	30.083	170.8	229.2	1:44.133	156.33	0.833	14:32:58.001
54 - D2	32.779	41.729	30.181	171.1	229.2	1:44.689	155.50	1.389	14:34:42.690
55 - D2	32.909	41.459	29.775	172.2	228.3	1:44.143	156.31	0.843	14:36:26.833
56 - D2	32.843	41.379	29.856	171.7	231.2	1:44.078	156.41	0.778	14:38:10.911
57 - D2	32.693	41.496	29.668	172.2	230.7	1:43.857	156.74	0.557	14:39:54.768
58 - D2	32.751	41.394	29.858	172.5	230.2	1:44.003	156.52	0.703	14:41:38.771
59 - D2	32.751	41.385	29.649	172.5	230.2	1:43.785	156.85	0.485	14:43:22.556
60 - D2	32.680	41.381	29.845	172.2	231.7	1:43.906	156.67	0.606	14:45:06.462
61 - D2	32.719	42.469	30.109	172.2	230.7	1:45.297	154.60	1.997	14:46:51.759

Weather / Track : Showers / Wet

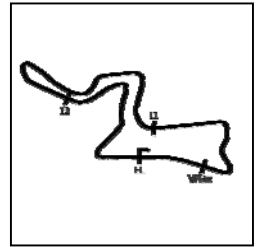
Kyalami Grand Prix Circuit

Circuit Length = 4.522 km

Start: 12:58 Flag 21:58 End: 22:03

# Kyalami 9 Hours

## RACE - SECTOR ANALYSIS



SECTOR 1 = FL to I1,		SECTOR 2 = I1 to I2		SECTOR 3 = I2 to I3,		SECTOR 4 = I3 to FL,		DIFF = Difference To Personal Best Lap,		P = Crossed Finish Line in Pit Lane,		D = Time Disallowed	
62 - D2	32.743		41.266		29.837	172.2	230.7		1:43.846	156.76		0.546	14:48:35.605
63 - D2	32.668		41.470		29.791	172.2	230.7		1:43.929	156.63		0.629	14:50:19.534
64 - D2	32.690		41.442		30.510	171.9	230.7		1:44.642	155.57		1.342	14:52:04.176
65 - D2	32.877		41.598		29.704	172.5	230.7		1:44.179	156.26		0.879	14:53:48.355
66 - D2	32.737		41.400		29.636	172.5	230.2		1:43.773	156.87		0.473	14:55:32.128
67 - D2	32.834		41.298		29.858	171.4	231.2		1:43.990	156.54		0.690	14:57:16.118
68 - D2	32.800		41.404		29.757	171.7	232.2		1:43.961	156.58		0.661	14:59:00.079
69 - D2	32.723		41.104		29.887	172.2	231.2		1:43.714	156.96		0.414	15:00:43.793
70 - D2	32.719		41.265		29.725	172.2	231.2		1:43.709	156.96		0.409	15:02:27.502
71 - D2	32.634		41.653		29.750	172.8	231.2		1:44.037	156.47		0.737	15:04:11.539
72 - D2	<b>32.528</b>		41.137		29.742	171.9	230.2		1:43.407	157.42		0.107	15:05:54.946
73 - D2	32.595		<b>41.085</b>		IN PIT		230.7		2:26.210	<b>(3) P</b>	111.34	42.910	15:08:21.156
74 - D2	OUTLAP		41.553		29.862	170.8	201.1		1:49.574	148.56		6.274	15:10:10.730
75 - D2	32.967		41.389		29.901	170.6	229.7		1:44.257	156.14		0.957	15:11:54.987
76 - D2	32.733		41.289		29.840	170.8	230.7		1:43.862	156.73		0.562	15:13:38.849
77 - D2	32.760		41.468		30.052	172.5	231.2		1:44.280	156.11		0.980	15:15:23.129
78 - D2	32.903		41.442		29.816	172.2	231.2		1:44.161	156.28		0.861	15:17:07.290
79 - D2	33.192		41.602		29.900	171.7	233.2		1:44.694	155.49		1.394	15:18:51.984
80 - D2	32.953		41.807		29.875	171.4	231.7		1:44.635	155.58		1.335	15:20:36.619
81 - D2	32.858		41.603		29.985	169.5	231.7		1:44.446	155.86		1.146	15:22:21.065
82 - D2	32.880		41.493		29.829	170.6	230.7		1:44.202	156.22		0.902	15:24:05.267
83 - D2	32.872		41.486		29.811	171.7	230.7		1:44.169	156.27		0.869	15:25:49.436
84 - D2	32.783		41.386		29.906	171.4	230.2		1:44.075	156.41		0.775	15:27:33.511
85 - D2	32.815		41.381		29.894	172.2	231.2		1:44.090	156.39		0.790	15:29:17.601
86 - D2	32.743		41.624		30.384	170.6	232.7		1:44.751	155.40		1.451	15:31:02.352
87 - D2	33.304		41.309		29.827	172.2	229.7		1:44.440	155.87		1.140	15:32:46.792
88 - D2	32.714		41.264		29.698	171.9	231.2		1:43.676	157.01		0.376	15:34:30.468
89 - D2	32.702		1:04.309		IN PIT		230.7		3:47.523	<b>P</b>	71.54	2:04.223	15:38:17.991
90 - D1	OUTLAP		1:19.515		54.572	79.5	80.1		3:22.244	80.49		1:38.944	15:41:40.235
91 - D1	1:06.771		59.816		34.983	161.9	80.1		2:41.570	100.75		58.270	15:44:21.805
92 - D1	38.136		54.191		39.499	132.0	183.3		2:11.826	123.49		28.526	15:46:33.631
93 - D1	44.301		55.401		39.002	124.5	179.1		2:18.704	117.36		35.404	15:48:52.335
94 - D1	44.273		1:00.437		38.494	171.7	201.1		2:23.204	113.67		39.904	15:51:15.539
95 - D1	33.790		42.060		30.165	171.4	232.7		1:46.015	153.55		2.715	15:53:01.554
96 - D1	32.835		41.620		29.753	171.1	230.7		1:44.208	156.21		0.908	15:54:45.762
97 - D1	32.900		41.608		29.661	171.4	230.7		1:44.169	156.27		0.869	15:56:29.931
98 - D1	32.769		41.656		30.328	170.3	232.2		1:44.753	155.40		1.453	15:58:14.684
99 - D1	33.075		41.635		29.998	171.7	230.7		1:44.708	155.47		1.408	15:59:59.392
100 - D1	32.990		41.568		29.989	171.7	232.2		1:44.547	155.71		1.247	16:01:43.939
101 - D1	32.815		41.488		29.843	172.2	230.7		1:44.146	156.31		0.846	16:03:28.085
102 - D1	32.877		41.725		52.580	79.7	231.2		2:07.182	127.99		23.882	16:05:35.267
103 - D1	1:06.652		1:19.214		54.374	79.5	80.2		3:20.240	81.29		1:36.940	16:08:55.507
104 - D1	1:06.692		1:19.271		54.405	79.7	80.2		3:20.368	81.24		1:37.068	16:12:15.875
105 - D1	51.838		55.850		37.814	164.1	92.4		2:25.502	111.88		42.202	16:14:41.377
106 - D1	43.308		56.299		37.997	106.1	180.3		2:17.604	118.30		34.304	16:16:58.981
107 - D1	46.018		59.660		40.740	146.5	201.8		2:26.418	111.18		43.118	16:19:25.399
108 - D1	42.522		56.751		IN PIT		174.4		4:00.260	<b>P</b>	67.75	2:16.960	16:23:25.659
109 - D1	OUTLAP		43.332		31.217	171.1	199.2		1:54.011	142.78		10.711	16:25:19.670
110 - D1	33.421		42.125		30.459	170.3	229.7		1:46.005	153.57		2.705	16:27:05.675
111 - D1	32.963		41.503		29.820	171.9	229.7		1:44.286	156.10		0.986	16:28:49.961
112 - D1	32.778		41.416		29.779	171.7	230.2		1:43.973	156.57		0.673	16:30:33.934
113 - D1	32.730		41.596		30.010	171.4	229.7		1:44.336	156.02		1.036	16:32:18.270
114 - D1	32.713		41.137		29.605	171.9	230.7		1:43.455	157.35		0.155	16:34:01.725
115 - D1	32.754		41.470		29.701	171.4	230.7		1:43.925	156.64		0.625	16:35:45.650
116 - D1	32.885		41.464		29.769	172.8	230.7		1:44.118	156.35		0.818	16:37:29.768
117 - D1	32.918		41.348		29.500	172.2	233.2		1:43.766	156.88		0.466	16:39:13.534
118 - D1	32.703		41.106		29.612	172.2	230.7		1:43.421	157.40		0.121	16:40:56.955
119 - D1	32.702		41.343		29.546	172.2	231.2		1:43.591	157.14		0.291	16:42:40.546
120 - D1	32.930		41.592		29.613	172.5	232.2		1:44.135	156.32		0.835	16:44:24.681
121 - D1	32.709		41.127		<b>29.464</b>	172.2	230.7		<b>1:43.300</b>	<b>(1) 157.59</b>			<b>16:46:07.981</b>
122 - D1	32.744		42.081		29.833	172.5	231.7		1:44.658	155.54		1.358	16:47:52.639
123 - D1	32.965		41.483		29.696	171.4	233.2		1:44.144	156.31		0.844	16:49:36.783
124 - D1	32.808		41.388		29.711	171.9	230.7		1:43.907	156.67		0.607	16:51:20.690
125 - D1	32.609		41.404		29.738	172.2	231.7		1:43.751	156.90		0.451	16:53:04.441
126 - D1	32.924		41.585		29.877	172.2	231.7		1:44.386	155.95		1.086	16:54:48.827

Kyalami Grand Prix Circuit

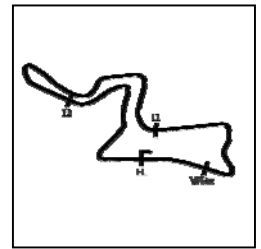
Circuit Length = 4.522 km

Start: 12:58 Flag 21:58 End: 22:03

Weather / Track : Showers / Wet

# Kyalami 9 Hours

## RACE - SECTOR ANALYSIS



SECTOR 1 = FL to I1,		SECTOR 2 = I1 to I2		SECTOR 3 = I2 to I3,		SECTOR 4 = I3 to FL,		DIFF = Difference To Personal Best Lap,		P = Crossed Finish Line in Pit Lane,		D = Time Disallowed	
127 - D1	32.739	42.127	29.879	172.2	231.2	1:44.745	155.41	1.445	16:56:33.572				
128 - D1	32.743	41.628	29.657	171.7	231.2	1:44.028	156.48	0.728	16:58:17.600				
129 - D1	32.796	41.399	29.596	171.4	231.2	1:43.791	156.84	0.491	17:00:01.391				
130 - D1	32.686	41.368	29.833	172.5	231.2	1:43.887	156.70	0.587	17:01:45.278				
131 - D1	32.710	41.592	29.663	171.7	231.2	1:43.965	156.58	0.665	17:03:29.243				
132 - D1	32.636	41.314	29.915	172.8	231.2	1:43.865	156.73	0.565	17:05:13.108				
133 - D1	32.767	41.648	29.836	172.8	232.2	1:44.251	156.15	0.951	17:06:57.359				
134 - D1	32.736	41.426	29.881	172.2	231.7	1:44.043	156.46	0.743	17:08:41.402				
135 - D1	32.871	41.690	29.816	<b>174.1</b>	231.2	1:44.377	155.96	1.077	17:10:25.779				
136 - D1	33.478	42.240	29.718	171.9	234.2	1:45.436	154.39	2.136	17:12:11.215				
137 - D1	32.659	41.190	29.704	172.8	230.7	1:43.553	157.20	0.253	17:13:54.768				
138 - D1	32.596	41.320	29.590	173.0	231.2	1:43.506	157.27	0.206	17:15:38.274				
139 - D1	33.153	41.135	29.729	172.2	232.2	1:44.017	156.50	0.717	17:17:22.291				
140 - D1	32.845	41.210	29.599	173.0	231.2	1:43.654	157.05	0.354	17:19:05.945				
141 - D1	32.619	41.312	29.476	173.3	232.2	1:43.407	<b>(3)</b> 157.42	0.107	17:20:49.352				
142 - D1	32.553	41.215	29.644	173.0	232.2	1:43.412	157.42	0.112	17:22:32.764				
143 - D1	32.566	41.346	29.979	171.9	232.2	1:43.891	156.69	0.591	17:24:16.655				
144 - D1	32.786	41.763	30.055	171.9	233.2	1:44.604	155.62	1.304	17:26:01.259				
145 - D1	32.686	41.163	IN PIT		232.2	3:05.005	<b>P</b> 87.99	1:21.705	17:29:06.264				
146 - D3	OUTLAP	42.762	30.219	170.0	199.2	1:52.032	145.30	8.732	17:30:58.296				
147 - D3	33.273	41.869	30.672	170.8	228.3	1:45.814	153.84	2.514	17:32:44.110				
148 - D3	33.465	41.459	29.862	170.8	227.8	1:44.786	155.35	1.486	17:34:28.896				
149 - D3	32.934	41.444	29.927	170.3	229.2	1:44.305	156.07	1.005	17:36:13.201				
150 - D3	33.221	42.200	30.337	170.3	229.2	1:45.758	153.92	2.458	17:37:58.959				
151 - D3	32.755	41.274	29.747	170.0	228.8	1:43.776	156.86	0.476	17:39:42.735				
152 - D3	32.805	41.256	29.811	170.6	228.8	1:43.872	156.72	0.572	17:41:26.607				
153 - D3	33.100	41.982	31.471	170.0	229.7	1:46.553	152.78	3.253	17:43:13.160				
154 - D3	32.958	42.872	30.074	170.8	230.2	1:45.904	153.71	2.604	17:44:59.064				
155 - D3	32.780	41.440	29.840	171.1	230.2	1:44.060	156.44	0.760	17:46:43.124				
156 - D3	32.816	41.572	29.701	171.1	229.2	1:44.089	156.39	0.789	17:48:27.213				
157 - D3	32.853	41.279	29.820	171.9	230.2	1:43.952	156.60	0.652	17:50:11.165				
158 - D3	32.741	1:01.829	IN PIT		230.7	2:57.801	<b>P</b> 91.55	1:14.501	17:53:08.966				
159 - D3	OUTLAP	1:19.185	54.340	79.5	80.2	3:21.421	80.82	1:38.121	17:56:30.387				
160 - D3	1:06.636	1:19.159	54.345	79.4	80.2	3:20.140	81.33	1:36.840	17:59:50.527				
161 - D3	1:06.714	1:12.115	31.360	168.7	80.4	2:50.189	95.65	1:06.889	18:02:40.716				
162 - D3	33.591	43.959	31.291	171.7	227.3	1:48.841	149.56	5.541	18:04:29.557				
163 - D3	43.342	51.698	36.412	171.7	140.0	2:11.452	123.84	28.152	18:06:41.009				
164 - D3	34.143	41.915	29.904	171.9	230.7	1:45.962	153.63	2.662	18:08:26.971				
165 - D3	32.838	41.564	29.750	170.8	231.2	1:44.152	156.30	0.852	18:10:11.123				
166 - D3	32.754	41.325	29.721	171.1	230.2	1:43.800	156.83	0.500	18:11:54.923				
167 - D3	32.648	41.471	29.761	171.1	230.7	1:43.880	156.71	0.580	18:13:38.803				
168 - D3	32.682	41.280	29.674	171.7	231.2	1:43.636	157.08	0.336	18:15:22.439				
169 - D3	32.635	41.602	29.740	171.1	231.7	1:43.977	156.56	0.677	18:17:06.416				
170 - D3	32.778	41.280	29.630	171.4	231.2	1:43.688	157.00	0.388	18:18:50.104				
171 - D3	32.693	41.177	29.698	171.7	231.2	1:43.568	157.18	0.268	18:20:33.672				
172 - D3	32.704	41.139	29.625	171.1	231.2	1:43.468	157.33	0.168	18:22:17.140				
173 - D3	32.814	41.497	29.667	171.4	231.2	1:43.978	156.56	0.678	18:24:01.118				
174 - D3	32.702	41.179	29.838	171.1	231.2	1:43.719	156.95	0.419	18:25:44.837				
175 - D3	32.765	41.761	29.801	171.7	231.7	1:44.327	156.04	1.027	18:27:29.164				
176 - D3	32.671	41.486	29.847	171.7	232.7	1:44.004	156.52	0.704	18:29:13.168				
177 - D3	32.776	41.412	29.668	172.5	232.2	1:43.856	156.74	0.556	18:30:57.024				
178 - D3	32.584	41.308	29.753	172.2	231.7	1:43.645	157.06	0.345	18:32:40.669				
179 - D3	32.707	41.352	29.796	171.4	231.7	1:43.855	156.74	0.555	18:34:24.524				
180 - D3	32.794	41.214	29.760	172.2	232.2	1:43.768	156.88	0.468	18:36:08.292				
181 - D3	32.661	41.502	29.822	171.9	232.7	1:43.985	156.55	0.685	18:37:52.277				
182 - D3	33.591	41.599	29.717	172.5	232.2	1:44.907	155.17	1.607	18:39:37.184				
183 - D3	32.675	41.370	29.628	172.8	233.2	1:43.673	157.02	0.373	18:41:20.857				
184 - D3	32.712	41.758	29.747	171.9	233.2	1:44.217	156.20	0.917	18:43:05.074				
185 - D3	32.552	41.463	29.992	171.9	233.2	1:44.007	156.52	0.707	18:44:49.081				
186 - D3	33.183	41.527	29.695	172.5	<b>234.7</b>	1:44.405	155.92	1.105	18:46:33.486				
187 - D3	32.835	41.821	29.677	172.8	232.2	1:44.333	156.03	1.033	18:48:17.819				
188 - D3	32.761	41.469	29.555	173.0	231.7	1:43.785	156.85	0.485	18:50:01.604				
189 - D3	32.648	41.201	29.544	173.0	231.2	1:43.393	<b>(2)</b> 157.44	0.093	18:51:44.997				
190 - D3	32.987	41.398	29.829	172.5	231.7	1:44.214	156.20	0.914	18:53:29.211				
191 - D3	32.689	41.135	IN PIT		232.2	3:36.444	<b>P</b> 75.21	1:53.144	18:57:05.655				

Weather / Track : Showers / Wet

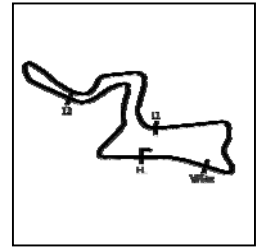
Kyalami Grand Prix Circuit

Circuit Length = 4.522 km

Start: 12:58 Flag 21:58 End: 22:03

# Kyalami 9 Hours

## RACE - SECTOR ANALYSIS



SECTOR 1 = FL to I1, SECTOR 2 = I1 to I2 SECTOR 3 = I2 to I3, SECTOR 4 = I3 to FL, DIFF = Difference To Personal Best Lap, P = Crossed Finish Line in Pit Lane, D = Time Disallowed

192 - D2	OUTLAP	43.098	30.948	169.2	199.6	1:54.055	142.73	10.755	18:58:59.710
193 - D2	33.152	41.795	30.192	170.3	226.4	1:45.139	154.83	1.839	19:00:44.849
194 - D2	33.038	42.089	30.173	170.6	227.8	1:45.300	154.59	2.000	19:02:30.149
195 - D2	33.343	41.974	29.847	171.1	229.2	1:45.164	154.79	1.864	19:04:15.313
196 - D2	33.164	41.776	30.222	171.7	229.2	1:45.162	154.80	1.862	19:06:00.475
197 - D2	33.148	42.007	30.193	171.1	228.8	1:45.348	154.52	2.048	19:07:45.823
198 - D2	33.282	42.091	31.203	171.7	229.2	1:46.576	152.74	3.276	19:09:32.399
199 - D2	33.113	42.072	30.901	171.1	229.7	1:46.086	153.45	2.786	19:11:18.485
200 - D2	33.737	42.014	30.410	171.1	229.7	1:46.161	153.34	2.861	19:13:04.646
201 - D2	33.547	42.346	31.737	170.6	231.7	1:47.630	151.25	4.330	19:14:52.276
202 - D2	33.346	42.380	30.060	172.5	232.2	1:45.786	153.88	2.486	19:16:38.062
203 - D2	33.127	42.127	30.035	172.2	231.2	1:45.289	154.61	1.989	19:18:23.351
204 - D2	33.222	42.082	30.271	172.5	231.2	1:45.575	154.19	2.275	19:20:08.926
205 - D2	33.301	41.898	30.143	172.8	231.7	1:45.342	154.53	2.042	19:21:54.268
206 - D2	33.012	41.840	29.858	172.2	231.2	1:44.710	155.46	1.410	19:23:38.978
207 - D2	33.115	41.851	29.984	172.5	230.7	1:44.950	155.11	1.650	19:25:23.928
208 - D2	32.977	41.791	30.089	173.3	230.7	1:44.857	155.25	1.557	19:27:08.785
209 - D2	33.064	42.065	30.190	172.8	231.2	1:45.319	154.57	2.019	19:28:54.104
210 - D2	33.053	41.899	30.061	172.8	230.7	1:45.013	155.02	1.713	19:30:39.117
211 - D2	33.209	42.059	30.095	173.0	231.7	1:45.363	154.50	2.063	19:32:24.480
212 - D2	33.123	1:03.326	54.242	79.7	231.2	2:30.691	108.03	47.391	19:34:55.171
213 - D2	1:06.697	1:19.561	54.339	79.7	80.4	3:20.597	81.15	1:37.297	19:38:15.768
214 - D2	1:06.864	1:20.678	IN PIT		80.4	4:41.490	P 57.83	2:58.190	19:42:57.258
215 - D2	OUTLAP	1:20.657	55.588	79.0	79.5	3:25.336	79.28	1:42.036	19:46:22.594
216 - D2	1:07.607	1:20.061	55.487	79.2	79.9	3:23.155	80.13	1:39.855	19:49:45.749
217 - D2	1:10.495	1:26.748	1:01.664	78.7	80.1	3:38.907	74.36	1:55.607	19:53:24.656
218 - D2	1:08.321	1:20.960	55.896	102.7	103.3	3:25.177	79.34	1:41.877	19:56:49.833
219 - D2	59.931	1:18.611	55.523	117.9	131.3	3:14.065	83.88	1:30.765	20:00:03.898
220 - D2	58.654	1:17.405	1:00.466	113.0	133.9	3:16.525	82.83	1:33.225	20:03:20.423
221 - D2	1:03.014	1:16.486	55.794	91.2	98.6	3:15.294	83.35	1:31.994	20:06:35.717
222 - D2	59.584	1:17.107	55.666	110.9	133.1	3:12.357	84.63	1:29.057	20:09:48.074
223 - D2	1:00.041	1:36.668	1:09.306	66.1	113.8	3:46.015	72.02	2:02.715	20:13:34.089
224 - D2	1:30.762	2:02.282	1:17.767	53.7	75.1	4:50.811	55.97	3:07.511	20:18:24.900
225 - D2	1:31.040	1:38.512	1:12.461	52.8	61.9	4:22.013	62.13	2:38.713	20:22:46.913
226 - D2	1:26.642	1:39.752	1:08.457	74.0	56.0	4:14.851	63.87	2:31.551	20:27:01.764
227 - D2	1:17.793	1:29.632	IN PIT		73.6	5:02.813	P 53.75	3:19.513	20:32:04.577
228 - D1	OUTLAP	56.612	51.522	81.0	180.0	2:34.630	105.27	51.330	20:34:39.207
229 - D1	1:08.009	1:37.582	1:04.111	77.0	80.0	3:49.702	70.87	2:06.402	20:38:28.909
230 - D1	1:10.121	1:21.057	58.749	60.0	73.6	3:29.927	77.54	1:46.627	20:41:58.836
231 - D1	1:13.640	1:41.946	1:04.448	82.7	60.3	4:00.034	67.82	2:16.734	20:45:58.870
232 - D1	1:16.506	1:30.342	1:00.399	86.8	73.0	3:47.247	71.63	2:03.947	20:49:46.117
233 - D1	1:11.124	1:31.087	IN PIT		90.1	4:01.303	P 67.46	2:18.003	20:53:47.420
234 - D1	OUTLAP	1:31.566	54.646	89.4	138.8	3:33.017	76.42	1:49.717	20:57:20.437
235 - D1	1:08.850	1:21.087	57.572	76.1	96.4	3:27.509	78.45	1:44.209	21:00:47.946
236 - D1	1:02.022	1:31.880	1:04.178	62.7	107.1	3:38.080	74.64	1:54.780	21:04:26.026
237 - D1	1:15.632	1:21.798	53.292	91.3	74.3	3:30.722	77.25	1:47.422	21:07:56.748
238 - D1	54.524	1:21.291	1:03.915	77.4	129.3	3:19.730	81.50	1:36.430	21:11:16.478
239 - D1	1:09.629	1:19.905	55.945	83.3	95.5	3:25.479	79.22	1:42.179	21:14:41.957
240 - D1	1:02.249	1:18.744	1:03.557	66.3	105.9	3:24.550	79.58	1:41.250	21:18:06.507
241 - D1	1:11.070	1:22.123	1:01.040	80.8	72.2	3:34.233	75.98	1:50.933	21:21:40.740
242 - D1	1:09.911	1:13.264	53.012	105.3	84.1	3:16.187	82.97	1:32.887	21:24:56.927
243 - D1	55.569	1:11.358	50.827	151.0	132.1	2:57.754	91.58	1:14.454	21:27:54.681
244 - D1	58.316	1:09.911	49.755	112.1	129.1	2:57.982	91.46	1:14.682	21:30:52.663
245 - D1	51.232	1:13.324	42.895	165.3	156.9	2:47.451	97.21	1:04.151	21:33:40.114
246 - D1	38.353	50.060	34.992	166.9	195.6	2:03.405	131.91	20.105	21:35:43.519
247 - D1	37.654	48.646	34.717	167.4	199.6	2:01.017	134.51	17.717	21:37:44.536
248 - D1	37.265	48.131	33.755	167.9	218.1	1:59.151	136.62	15.851	21:39:43.687
249 - D1	36.725	47.819	33.791	166.9	226.4	1:58.335	137.56	15.035	21:41:42.022
250 - D1	36.568	47.272	33.665	167.9	226.8	1:57.505	138.54	14.205	21:43:39.527
251 - D1	38.354	46.814	33.495	168.4	223.1	1:58.663	137.18	15.363	21:45:38.190
252 - D1	36.225	46.733	33.235	168.4	228.3	1:56.193	140.10	12.893	21:47:34.383
253 - D1	35.932	46.627	33.018	169.2	228.3	1:55.577	140.85	12.277	21:49:29.960
254 - D1	35.936	46.743	33.194	168.7	229.2	1:55.873	140.49	12.573	21:51:25.833
255 - D1	35.832	46.570	33.081	167.9	229.7	1:55.483	140.96	12.183	21:53:21.316
256 - D1	35.529	46.449	32.994	169.5	228.8	1:54.972	141.59	11.672	21:55:16.288

Weather / Track : Showers / Wet

Kyalami Grand Prix Circuit

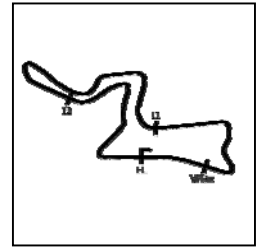
Circuit Length = 4.522 km

Start: 12:58 Flag 21:58 End: 22:03



# Kyalami 9 Hours

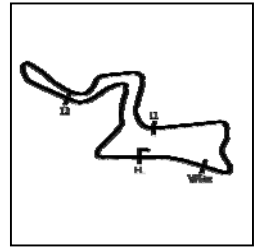
## RACE - SECTOR ANALYSIS



SECTOR 1 = FL to I1,		SECTOR 2 = I1 to I2		SECTOR 3 = I2 to I3,		SECTOR 4 = I3 to FL,		DIFF = Difference To Personal Best Lap,	P = Crossed Finish Line in Pit Lane,	D = Time Disallowed		
257 - D1	36.029		46.746		32.778	168.4	229.7		1:55.553	140.88	12.253	21:57:11.841
258 - D1	35.790		46.216		33.126	169.2	229.7		1:55.132	141.39	11.832	21:59:06.973

# Kyalami 9 Hours

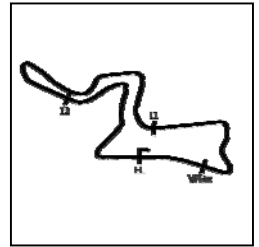
## RACE - SECTOR ANALYSIS



SECTOR 1 = FL to I1, SECTOR 2 = I1 to I2 SECTOR 3 = I2 to I3, SECTOR 4 = I3 to FL, DIFF = Difference To Personal Best Lap, P = Crossed Finish Line in Pit Lane, D = Time Disallowed

# Kyalami 9 Hours

## RACE - SECTOR ANALYSIS



SECTOR 1 = FL to I1, SECTOR 2 = I1 to I2 SECTOR 3 = I2 to I3, SECTOR 4 = I3 to FL, DIFF = Difference To Personal Best Lap, P = Crossed Finish Line in Pit Lane, D = Time Disallowed

P12 107 Pro Bentley Team M-Sport		Bentley Continental GT3							
IDEAL LAP TIME : 1:43.109		BEST LAP TIME : 1:43.326		DIFFERENCE : 0.217					
D1: Jules GOUNON		D2: Maxime SOULET		D3: Jordan PEPPER					
LAP	SECTOR 1	SECTOR 2	SECTOR 3	SPEED TRAP	LAP TIME	KPH	DIFF	TIME OF DAY	
1 - D3		43.779	30.218	174.1	234.7	1:53.896	142.92	10.570	13:00:37.235
2 - D3	32.887	42.677	30.453	174.4	237.3	1:46.017	153.55	2.691	13:02:23.252
3 - D3	32.937	42.475	30.416	175.3	238.9	1:45.828	153.82	2.502	13:04:09.080
4 - D3	32.873	42.430	30.317	175.6	238.9	1:45.620	154.12	2.294	13:05:54.700
5 - D3	34.183	43.862	30.378	174.1	237.3	1:48.423	150.14	5.097	13:07:43.123
6 - D3	32.932	42.121	30.443	174.1	236.8	1:45.496	154.31	2.170	13:09:28.619
7 - D3	33.550	42.464	30.051	175.6	238.9	1:46.065	153.48	2.739	13:11:14.684
8 - D3	33.645	43.114	30.425	175.3	238.4	1:47.184	151.88	3.858	13:13:01.868
9 - D3	32.893	42.190	30.194	176.1	238.4	1:45.277	154.63	1.951	13:14:47.145
10 - D3	33.695	42.059	29.934	175.0	238.9	1:45.688	154.03	2.362	13:16:32.833
11 - D3	32.842	41.956	29.981	176.4	237.3	1:44.779	155.36	1.453	13:18:17.612
12 - D3	32.696	42.023	29.905	176.7	237.8	1:44.624	155.59	1.298	13:20:02.236
13 - D3	32.790	42.528	30.010	176.4	238.9	1:45.328	154.55	2.002	13:21:47.564
14 - D3	32.624	41.807	30.012	176.4	238.9	1:44.443	155.86	1.117	13:23:32.007
15 - D3	33.046	41.678	29.849	177.0	241.0	1:44.573	155.67	1.247	13:25:16.580
16 - D3	32.571	42.110	29.911	176.1	240.0	1:44.592	155.64	1.266	13:27:01.172
17 - D3	32.504	41.521	29.831	176.4	238.9	1:43.856	156.74	0.530	13:28:45.028
18 - D3	32.614	41.843	29.877	176.1	238.4	1:44.334	156.02	1.008	13:30:29.362
19 - D3	32.687	41.808	30.504	176.4	239.4	1:44.999	155.04	1.673	13:32:14.361
20 - D3	32.736	41.612	30.101	176.1	238.9	1:44.449	155.85	1.123	13:33:58.810
21 - D3	32.650	41.668	29.822	177.0	238.4	1:44.140	156.32	0.814	13:35:42.950
22 - D3	32.495	41.483	30.466	176.4	238.9	1:44.444	155.86	1.118	13:37:27.394
23 - D3	32.550	41.565	29.903	177.3	239.4	1:44.018	156.50	0.692	13:39:11.412
24 - D3	32.552	41.534	29.810	177.3	240.0	1:43.896	156.68	0.570	13:40:55.308
25 - D3	32.553	41.649	29.872	176.7	241.0	1:44.074	156.41	0.748	13:42:39.382
26 - D3	32.627	41.582	29.833	177.3	240.5	1:44.042	156.46	0.716	13:44:23.424
27 - D3	32.467	41.472	29.741	177.0	241.0	1:43.680	157.01	0.354	13:46:07.104
28 - D3	32.621	41.613	29.781	177.9	240.5	1:44.015	156.50	0.689	13:47:51.119
29 - D3	32.486	41.603	29.817	177.3	241.0	1:43.906	156.67	0.580	13:49:35.025
30 - D3	32.567	41.636	30.200	176.4	240.0	1:44.403	155.92	1.077	13:51:19.428
31 - D3	32.511	41.682	30.000	177.3	240.0	1:44.193	156.24	0.867	13:53:03.621
32 - D3	32.507	41.532	29.945	177.0	241.0	1:43.984	156.55	0.658	13:54:47.605
33 - D3	32.588	41.795	30.028	177.6	241.0	1:44.411	155.91	1.085	13:56:32.016
34 - D3	33.298	41.555	31.049	173.3	241.0	1:45.902	153.71	2.576	13:58:17.918
35 - D3	32.663	41.468	IN PIT		238.9	2:23.939	P 113.09	40.613	14:00:41.857
36 - D3	OUTLAP	42.433	29.909	175.8	208.8	1:50.970	146.69	7.644	14:02:32.827
37 - D3	32.620	41.683	29.857	175.8	238.9	1:44.160	156.29	0.834	14:04:16.987
38 - D3	32.653	41.659	29.941	176.1	238.4	1:44.253	156.15	0.927	14:06:01.240
39 - D3	32.517	41.999	30.075	176.1	237.3	1:44.591	155.64	1.265	14:07:45.831
40 - D3	32.553	41.489	29.798	175.8	237.3	1:43.840	156.77	0.514	14:09:29.671
41 - D3	32.538	41.782	30.005	175.6	238.4	1:44.325	156.04	0.999	14:11:13.996
42 - D3	32.670	41.772	29.990	175.6	236.8	1:44.432	155.88	1.106	14:12:58.428
43 - D3	32.596	41.755	29.851	175.8	237.8	1:44.202	156.22	0.876	14:14:42.630
44 - D3	32.585	41.556	29.867	176.1	238.4	1:44.008	156.51	0.682	14:16:26.638
45 - D3	32.498	41.717	30.041	176.4	238.4	1:44.256	156.14	0.930	14:18:10.894
46 - D3	32.764	41.642	29.941	175.8	240.0	1:44.347	156.01	1.021	14:19:55.241
47 - D3	32.571	41.480	29.821	176.7	240.0	1:43.872	156.72	0.546	14:21:39.113
48 - D3	33.075	41.544	30.244	176.4	241.0	1:44.863	155.24	1.537	14:23:23.976
49 - D3	32.435	41.432	29.867	176.1	239.4	1:43.734	156.93	0.408	14:25:07.710
50 - D3	32.585	41.609	30.054	176.4	239.4	1:44.248	156.15	0.922	14:26:51.958
51 - D3	32.505	41.857	30.043	176.7	239.4	1:44.405	155.92	1.079	14:28:36.363
52 - D3	32.616	41.653	29.927	176.4	240.0	1:44.196	156.23	0.870	14:30:20.559
53 - D3	32.537	41.640	29.910	177.0	239.4	1:44.087	156.39	0.761	14:32:04.646
54 - D3	32.554	41.580	29.994	177.0	238.9	1:44.128	156.33	0.802	14:33:48.774
55 - D3	32.518	41.512	29.886	176.7	238.9	1:43.916	156.65	0.590	14:35:32.690
56 - D3	32.500	41.569	29.879	176.4	240.0	1:43.948	156.60	0.622	14:37:16.638
57 - D3	32.511	41.512	29.883	176.4	239.4	1:43.906	156.67	0.580	14:39:00.544
58 - D3	32.464	41.604	30.292	175.0	240.0	1:44.360	155.99	1.034	14:40:44.904
59 - D3	32.816	41.758	30.058	177.0	239.4	1:44.632	155.58	1.306	14:42:29.536
60 - D3	32.645	41.738	30.041	176.7	240.5	1:44.424	155.89	1.098	14:44:13.960
61 - D3	33.102	41.564	29.945	176.7	239.4	1:44.611	155.61	1.285	14:45:58.571

Weather / Track : Showers / Wet

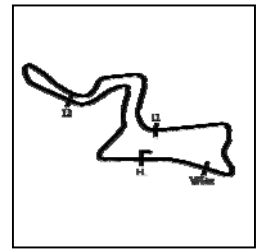
Kyalami Grand Prix Circuit

Circuit Length = 4.522 km

Start: 12:58 Flag 21:58 End: 22:03

# Kyalami 9 Hours

## RACE - SECTOR ANALYSIS



SECTOR 1 = FL to I1, SECTOR 2 = I1 to I2 SECTOR 3 = I2 to I3, SECTOR 4 = I3 to FL, DIFF = Difference To Personal Best Lap, P = Crossed Finish Line in Pit Lane, D = Time Disallowed

62 - D3	32.500	41.554	29.913	176.7	239.4	1:43.967	156.58	0.641	14:47:42.538
63 - D3	32.438	41.682	29.898	177.0	240.5	1:44.018	156.50	0.692	14:49:26.556
64 - D3	32.574	41.681	30.548	175.8	239.4	1:44.803	155.33	1.477	14:51:11.359
65 - D3	32.487	41.691	29.879	177.0	240.0	1:44.057	156.44	0.731	14:52:55.416
66 - D3	32.664	41.538	30.078	176.7	239.4	1:44.280	156.11	0.954	14:54:39.696
67 - D3	32.658	41.936	30.038	177.0	240.5	1:44.632	155.58	1.306	14:56:24.328
68 - D3	32.665	41.740	30.163	176.1	240.5	1:44.568	155.68	1.242	14:58:08.896
69 - D3	32.652	41.792	30.245	176.1	241.0	1:44.689	155.50	1.363	14:59:53.585
70 - D3	32.839	42.253	IN PIT		240.0	3:08.062	P 86.56	1:24.736	15:03:01.647
71 - D2	OUTLAP	42.610	30.402	174.7	204.9	1:53.529	143.39	10.203	15:04:55.176
72 - D2	32.974	41.613	29.841	175.3	235.2	1:44.428	155.88	1.102	15:06:39.604
73 - D2	32.645	41.313	29.649	175.3	236.8	1:43.607	157.12	0.281	15:08:23.211
74 - D2	32.534	41.456	29.853	175.0	237.3	1:43.843	156.76	0.517	15:10:07.054
75 - D2	32.631	41.491	29.799	174.4	237.8	1:43.921	156.64	0.595	15:11:50.975
76 - D2	32.549	41.384	30.233	175.0	238.4	1:44.166	156.28	0.840	15:13:35.141
77 - D2	32.697	42.322	29.904	175.8	240.0	1:44.923	155.15	1.597	15:15:20.064
78 - D2	32.842	41.649	29.763	175.6	240.0	1:44.254	156.14	0.928	15:17:04.318
79 - D2	32.562	42.123	29.868	176.4	241.6	1:44.553	155.70	1.227	15:18:48.871
80 - D2	32.550	41.394	30.049	175.8	240.0	1:43.993	156.54	0.667	15:20:32.864
81 - D2	32.705	41.671	29.909	175.3	240.0	1:44.285	156.10	0.959	15:22:17.149
82 - D2	32.927	41.466	29.889	175.8	239.4	1:44.282	156.10	0.956	15:24:01.431
83 - D2	32.535	41.471	29.879	175.6	238.9	1:43.885	156.70	0.559	15:25:45.316
84 - D2	32.613	41.589	29.968	175.6	238.9	1:44.170	156.27	0.844	15:27:29.486
85 - D2	32.750	41.630	29.967	176.4	238.9	1:44.347	156.01	1.021	15:29:13.833
86 - D2	32.689	41.546	29.899	176.1	241.0	1:44.134	156.32	0.808	15:30:57.967
87 - D2	32.743	41.581	29.974	177.0	241.0	1:44.298	156.08	0.972	15:32:42.265
88 - D2	32.697	41.466	29.821	176.1	240.5	1:43.984	156.55	0.658	15:34:26.249
89 - D2	32.599	57.142	IN PIT		240.0	3:38.765	P 74.41	1:55.439	15:38:05.014
90 - D1	OUTLAP	1:19.593	54.435	79.8	80.7	3:25.512	79.21	1:42.186	15:41:30.526
91 - D1	1:06.513	1:06.795	35.992	156.9	80.7	2:49.300	96.15	1:05.974	15:44:19.826
92 - D1	37.753	53.740	40.902	118.5	214.2	2:12.395	122.95	29.069	15:46:32.221
93 - D1	43.267	55.176	40.050	109.0	173.6	2:18.493	117.54	35.167	15:48:50.714
94 - D1	42.816	1:01.632	39.658	172.8	180.6	2:24.106	112.96	40.780	15:51:14.820
95 - D1	33.036	41.630	30.094	175.8	236.8	1:44.760	155.39	1.434	15:52:59.580
96 - D1	32.748	41.734	30.114	175.8	240.5	1:44.596	155.63	1.270	15:54:44.176
97 - D1	32.905	41.897	30.044	175.3	241.6	1:44.846	155.26	1.520	15:56:29.022
98 - D1	32.782	41.872	30.264	175.8	240.5	1:44.918	155.16	1.592	15:58:13.940
99 - D1	33.225	41.727	30.103	175.6	235.2	1:45.055	154.95	1.729	15:59:58.995
100 - D1	32.817	41.407	29.811	175.0	239.4	1:44.035	156.47	0.709	16:01:43.030
101 - D1	32.558	41.408	30.128	175.6	238.9	1:44.094	156.38	0.768	16:03:27.124
102 - D1	32.566	41.478	50.859	80.0	240.0	2:04.903	130.33	21.577	16:05:32.027
103 - D1	1:06.464	1:19.690	54.189	79.9	80.8	3:20.343	81.25	1:37.017	16:08:52.370
104 - D1	1:07.299	1:20.127	54.484	76.9	80.5	3:21.910	80.62	1:38.584	16:12:14.280
105 - D1	50.834	55.586	38.727	164.1	111.3	2:25.147	112.15	41.821	16:14:39.427
106 - D1	43.293	55.520	39.059	92.2	200.7	2:17.872	118.07	34.546	16:16:57.299
107 - D1	45.835	59.297	40.685	172.2	202.6	2:25.817	111.64	42.491	16:19:23.116
108 - D1	41.601	57.242	38.357	97.4	192.1	2:17.200	118.65	33.874	16:21:40.316
109 - D1	45.133	52.041	39.280	124.8	203.7	2:16.454	119.30	33.128	16:23:56.770
110 - D1	42.937	53.077	39.143	114.5	208.8	2:15.157	120.44	31.831	16:26:11.927
111 - D1	42.408	1:03.843	32.581	176.4	209.7	2:18.832	117.25	35.506	16:28:30.759
112 - D1	32.737	42.972	30.121	175.8	240.0	1:45.830	153.82	2.504	16:30:16.589
113 - D1	32.522	41.556	29.786	176.1	240.0	1:43.864	156.73	0.538	16:32:00.453
114 - D1	32.570	41.362	29.866	175.8	240.5	1:43.798	156.83	0.472	16:33:44.251
115 - D1	32.484	41.537	29.927	176.4	240.5	1:43.948	156.60	0.622	16:35:28.199
116 - D1	32.594	41.406	29.766	177.0	240.0	1:43.766	156.88	0.440	16:37:11.965
117 - D1	32.421	41.325	29.872	176.1	240.5	1:43.618	157.10	0.292	16:38:55.583
118 - D1	32.399	41.315	29.699	176.7	239.4	1:43.413	157.41	0.087	16:40:38.996
119 - D1	32.639	41.473	IN PIT		240.0	3:05.119	P 87.93	1:21.793	16:43:44.115
120 - D2	OUTLAP	42.480	30.160	175.6	205.7	1:52.167	145.13	8.841	16:45:36.282
121 - D2	32.437	41.339	29.747	176.4	237.8	1:43.523	157.25	0.197	16:47:19.805
122 - D2	32.518	41.537	29.814	175.3	238.4	1:43.869	156.72	0.543	16:49:03.674
123 - D2	32.574	41.286	29.709	175.0	237.8	1:43.569	157.18	0.243	16:50:47.243
124 - D2	32.565	41.298	29.693	176.1	238.9	1:43.556	157.20	0.230	16:52:30.799
125 - D2	32.571	41.274	29.807	175.8	238.4	1:43.652	157.05	0.326	16:54:14.451
126 - D2	32.478	41.380	29.756	175.6	238.9	1:43.614	157.11	0.288	16:55:58.065

Weather / Track : Showers / Wet

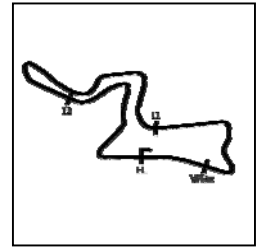
Kyalami Grand Prix Circuit

Circuit Length = 4.522 km

Start: 12:58 Flag 21:58 End: 22:03

# Kyalami 9 Hours

## RACE - SECTOR ANALYSIS



SECTOR 1 = FL to I1,		SECTOR 2 = I1 to I2		SECTOR 3 = I2 to I3,		SECTOR 4 = I3 to FL,		DIFF = Difference To Personal Best Lap,	P = Crossed Finish Line in Pit Lane,	D = Time Disallowed	
127 - D2	32.658	41.530	29.766	175.8	238.9	1:43.954	156.60	0.628	16:57:42.019		
128 - D2	32.837	41.610	29.681	175.6	238.9	1:44.128	156.33	0.802	16:59:26.147		
129 - D2	32.430	41.400	29.660	175.8	238.9	1:43.490	157.30	0.164	17:01:09.637		
130 - D2	<b>32.312</b>	41.484	29.647	175.6	238.4	1:43.443	157.37	0.117	17:02:53.080		
131 - D2	32.597	41.861	29.884	176.1	238.9	1:44.342	156.01	1.016	17:04:37.422		
132 - D2	32.541	41.551	29.868	175.8	238.4	1:43.960	156.59	0.634	17:06:21.382		
133 - D2	32.475	42.046	29.916	176.1	238.4	1:44.437	155.87	1.111	17:08:05.819		
134 - D2	32.488	42.073	30.634	174.7	240.0	1:45.195	154.75	1.869	17:09:51.014		
135 - D2	32.553	41.608	29.931	175.3	238.4	1:44.092	156.39	0.766	17:11:35.106		
136 - D2	32.485	41.503	29.889	176.1	238.4	1:43.877	156.71	0.551	17:13:18.983		
137 - D2	32.505	41.557	29.789	176.4	239.4	1:43.851	156.75	0.525	17:15:02.834		
138 - D2	32.479	41.495	29.694	177.3	240.5	1:43.668	157.03	0.342	17:16:46.502		
139 - D2	32.357	41.525	30.008	176.4	240.0	1:43.890	156.69	0.564	17:18:30.392		
140 - D2	32.686	41.620	29.775	176.7	239.4	1:44.081	156.40	0.755	17:20:14.473		
141 - D2	32.464	41.462	29.772	176.4	239.4	1:43.698	156.98	0.372	17:21:58.171		
142 - D2	32.427	41.543	29.883	175.8	240.5	1:43.853	156.75	0.527	17:23:42.024		
143 - D2	32.480	41.582	29.856	176.7	239.4	1:43.918	156.65	0.592	17:25:25.942		
144 - D2	32.336	41.512	30.122	175.8	240.5	1:43.970	156.57	0.644	17:27:09.912		
145 - D2	32.373	41.549	29.743	177.0	239.4	1:43.665	157.03	0.339	17:28:53.577		
146 - D2	32.445	41.578	30.286	175.8	240.5	1:44.309	156.06	0.983	17:30:37.886		
147 - D2	32.675	41.480	29.835	177.6	240.0	1:43.990	156.54	0.664	17:32:21.876		
148 - D2	33.151	41.478	29.788	177.9	240.0	1:44.417	155.90	1.091	17:34:06.293		
149 - D2	32.612	41.512	30.197	176.4	240.5	1:44.321	156.04	0.995	17:35:50.614		
150 - D2	32.432	41.493	29.818	176.4	239.4	1:43.743	156.91	0.417	17:37:34.357		
151 - D2	32.374	41.394	29.830	177.0	240.0	1:43.598	157.13	0.272	17:39:17.955		
152 - D2	32.519	41.439	29.723	176.7	240.5	1:43.681	157.01	0.355	17:41:01.636		
153 - D2	32.490	41.435	29.675	177.0	240.5	1:43.600	157.13	0.274	17:42:45.236		
<b>154 - D2</b>	<b>32.449</b>	<b>41.337</b>	<b>29.540</b>	<b>176.4</b>	<b>241.0</b>	<b>1:43.326 (1)</b>	<b>157.55</b>		<b>17:44:28.562</b>		
155 - D2	32.362	41.819	IN PIT		241.6	2:24.793	<b>P</b> 112.43	41.467	17:46:53.355		
156 - D2	OUTLAP	42.352	30.039	175.6	209.7	1:50.692	147.06	7.366	17:48:44.047		
157 - D2	32.715	41.684	29.905	175.6	238.9	1:44.304	156.07	0.978	17:50:28.351		
158 - D2	38.054	1:18.874	54.073	79.8	240.0	2:51.001	95.19	1:07.675	17:53:19.352		
159 - D2	1:06.216	1:19.429	54.068	79.7	80.7	3:19.713	81.51	1:36.387	17:56:39.065		
160 - D2	1:06.652	1:19.161	54.698	75.8	80.7	3:20.511	81.18	1:37.185	17:59:59.576		
161 - D2	1:07.414	1:10.620	32.729	160.9	77.9	2:50.763	95.33	1:07.437	18:02:50.339		
162 - D2	34.362	42.309	30.413	174.7	218.1	1:47.084	152.02	3.758	18:04:37.423		
163 - D2	38.214	50.903	36.415	175.8	235.2	2:05.532	129.68	22.206	18:06:42.955		
164 - D2	33.261	41.764	29.930	176.1	239.4	1:44.955	155.10	1.629	18:08:27.910		
165 - D2	32.561	41.655	29.989	176.7	240.0	1:44.205	156.22	0.879	18:10:12.115		
166 - D2	32.431	41.548	29.660	176.7	241.0	1:43.639	157.07	0.313	18:11:55.754		
167 - D2	32.529	41.510	29.740	176.7	241.0	1:43.779	156.86	0.453	18:13:39.533		
168 - D2	32.419	41.529	29.686	176.7	241.6	1:43.634	157.08	0.308	18:15:23.167		
169 - D2	32.573	41.703	29.803	177.0	241.0	1:44.079	156.41	0.753	18:17:07.246		
170 - D2	32.395	41.472	29.778	177.6	241.6	1:43.645	157.06	0.319	18:18:50.891		
171 - D2	32.502	41.473	29.639	177.3	242.1	1:43.614	157.11	0.288	18:20:34.505		
172 - D2	32.355	41.481	29.704	176.4	241.6	1:43.540	157.22	0.214	18:22:18.045		
173 - D2	32.589	41.560	29.738	176.4	241.0	1:43.887	156.70	0.561	18:24:01.932		
174 - D2	32.447	41.590	29.880	177.0	241.6	1:43.917	156.65	0.591	18:25:45.849		
175 - D2	32.422	41.636	29.840	176.7	242.1	1:43.898	156.68	0.572	18:27:29.747		
176 - D2	32.658	41.573	29.766	177.0	241.6	1:43.997	156.53	0.671	18:29:13.744		
177 - D2	32.595	41.699	29.651	176.4	243.2	1:43.945	156.61	0.619	18:30:57.689		
178 - D2	32.501	41.662	IN PIT		241.6	3:08.066	<b>P</b> 86.56	1:24.740	18:34:05.755		
179 - D3	OUTLAP	42.030	30.170	175.0	204.5	1:51.780	145.63	8.454	18:35:57.535		
180 - D3	32.599	41.516	29.650	175.6	236.8	1:43.765	156.88	0.439	18:37:41.300		
181 - D3	32.394	41.302	30.254	174.7	238.4	1:43.950	156.60	0.624	18:39:25.250		
182 - D3	32.446	41.624	30.101	176.1	237.8	1:44.171	156.27	0.845	18:41:09.421		
183 - D3	32.721	41.391	29.776	175.6	238.9	1:43.888	156.69	0.562	18:42:53.309		
<b>184 - D3</b>	<b>32.344</b>	<b>41.295</b>	<b>29.687</b>	<b>176.7</b>	<b>238.9</b>	<b>1:43.326 (1)</b>	<b>157.55</b>		<b>18:44:36.635</b>		
185 - D3	32.572	41.474	29.714	177.0	239.4	1:43.760	156.89	0.434	18:46:20.395		
186 - D3	33.285	41.780	29.934	176.4	240.0	1:44.999	155.04	1.673	18:48:05.394		
187 - D3	32.551	41.568	30.013	176.1	238.9	1:44.132	156.33	0.806	18:49:49.526		
188 - D3	32.742	41.513	29.761	176.1	238.4	1:44.016	156.50	0.690	18:51:33.542		
189 - D3	32.639	41.396	29.748	177.0	238.4	1:43.783	156.85	0.457	18:53:17.325		
190 - D3	32.443	41.423	29.874	177.0	240.5	1:43.740	156.92	0.414	18:55:01.065		
191 - D3	32.659	41.630	29.914	177.0	240.0	1:44.203	156.22	0.877	18:56:45.268		

Weather / Track : Showers / Wet

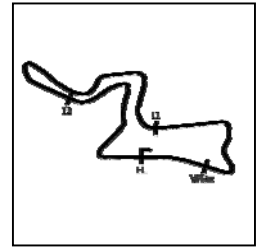
Kyalami Grand Prix Circuit

Circuit Length = 4.522 km

Start: 12:58 Flag 21:58 End: 22:03

# Kyalami 9 Hours

## RACE - SECTOR ANALYSIS



SECTOR 1 = FL to I1, SECTOR 2 = I1 to I2 SECTOR 3 = I2 to I3, SECTOR 4 = I3 to FL, DIFF = Difference To Personal Best Lap, P = Crossed Finish Line in Pit Lane, D = Time Disallowed

192 - D3	32.617	41.572	29.832	176.7	239.4	1:44.021	156.49	0.695	18:58:29.289
193 - D3	32.585	41.589	29.823	177.0	240.0	1:43.997	156.53	0.671	19:00:13.286
194 - D3	32.606	41.595	30.669	176.4	238.9	1:44.870	155.23	1.544	19:01:58.156
195 - D3	32.523	41.539	29.838	177.6	238.9	1:43.900	156.68	0.574	19:03:42.056
196 - D3	32.535	41.528	29.937	177.0	240.0	1:44.000	156.53	0.674	19:05:26.056
197 - D3	32.779	41.776	29.886	177.0	239.4	1:44.441	155.86	1.115	19:07:10.497
198 - D3	32.627	41.473	29.808	177.9	240.0	1:43.908	156.66	0.582	19:08:54.405
199 - D3	32.464	41.371	29.745	177.3	240.5	1:43.580	157.16	0.254	19:10:37.985
200 - D3	32.511	41.403	29.776	177.3	240.0	1:43.690	156.99	0.364	19:12:21.675
201 - D3	32.455	41.472	29.909	177.6	239.4	1:43.836	156.77	0.510	19:14:05.511
202 - D3	32.453	41.590	29.769	178.8	240.5	1:43.812	156.81	0.486	19:15:49.323
203 - D3	32.501	41.476	29.544	178.5	240.0	1:43.521	157.25	0.195	19:17:32.844
204 - D3	32.417	41.600	29.659	177.0	240.5	1:43.676	157.01	0.350	19:19:16.520
205 - D3	32.579	41.352	<b>29.531</b>	177.9	240.0	1:43.462	157.34	0.136	19:20:59.982
206 - D3	32.472	41.324	29.643	178.2	240.5	1:43.439	157.37	0.113	19:22:43.421
207 - D3	32.473	<b>41.266</b>	29.607	178.2	240.5	1:43.346	<b>(3)</b> 157.52	0.020	19:24:26.767
208 - D3	32.432	41.481	29.629	<b>179.4</b>	241.0	1:43.542	157.22	0.216	19:26:10.309
209 - D3	32.383	41.656	29.796	178.2	242.1	1:43.835	156.77	0.509	19:27:54.144
210 - D3	32.491	41.660	29.672	178.2	240.5	1:43.823	156.79	0.497	19:29:37.967
211 - D3	32.508	41.347	29.617	178.5	241.0	1:43.472	157.32	0.146	19:31:21.439
212 - D3	32.658	41.674	29.730	177.6	241.0	1:44.062	156.43	0.736	19:33:05.501
213 - D3	49.248	1:18.674	IN PIT		240.5	5:49.888	P 46.52	4:06.562	19:38:55.389
214 - D1	OUTLAP	1:20.165	IN PIT		80.5	4:05.730	P 66.24	2:22.404	19:43:01.119
215 - D1	OUTLAP	1:20.589	56.043	78.0	79.3	3:25.427	79.24	1:42.101	19:46:26.546
216 - D1	1:08.226	1:20.529	55.666	77.8	78.2	3:24.421	79.63	1:41.095	19:49:50.967
217 - D1	1:06.342	1:26.472	IN PIT		78.8	3:35.835	P 75.42	1:52.509	19:53:26.802
218 - D1	OUTLAP	1:18.774	50.813	99.1	128.4	3:33.704	76.17	1:50.378	19:57:00.506
219 - D1	1:01.193	1:17.303	57.281	109.2	91.2	3:15.777	83.15	1:32.451	20:00:16.283
220 - D1	55.222	1:18.456	1:01.075	94.2	110.6	3:14.753	83.58	1:31.427	20:03:31.036
221 - D1	1:04.008	1:15.106	55.235	75.2	100.6	3:14.349	83.76	1:31.023	20:06:45.385
222 - D1	1:01.261	1:15.015	57.312	78.2	123.2	3:13.588	84.09	1:30.262	20:09:58.973
223 - D1	59.395	1:41.957	1:10.341	58.8	104.7	3:51.693	70.26	2:08.367	20:13:50.666
224 - D1	1:29.532	2:01.991	1:18.945	56.9	61.6	4:50.468	56.04	3:07.142	20:18:41.134
225 - D1	1:33.801	1:32.547	1:13.045	54.5	58.6	4:19.393	62.75	2:36.067	20:23:00.527
226 - D1	1:26.715	1:41.232	1:05.681	67.7	64.0	4:13.628	64.18	2:30.302	20:27:14.155
227 - D1	1:19.777	1:28.919	59.538	79.3	69.6	3:48.234	71.32	2:04.908	20:31:02.389
228 - D1	1:05.504	1:24.918	54.208	67.0	116.7	3:24.630	79.55	1:41.304	20:34:27.019
229 - D1	1:07.429	1:35.298	1:04.350	95.8	94.1	3:47.077	71.69	2:03.751	20:38:14.096
230 - D1	1:10.266	1:22.345	59.810	76.3	78.4	3:32.421	76.63	1:49.095	20:41:46.517
231 - D1	1:14.318	1:39.779	1:03.786	74.8	80.4	3:57.883	68.43	2:14.557	20:45:44.400
232 - D1	1:19.199	1:28.708	57.909	80.9	66.7	3:45.816	72.09	2:02.490	20:49:30.216
233 - D1	1:12.905	1:33.147	1:07.211	72.0	81.9	3:53.263	69.78	2:09.937	20:53:23.479
234 - D1	1:15.901	1:30.445	IN PIT		80.0	4:19.964	P 62.62	2:36.638	20:57:43.443
235 - D1	OUTLAP	1:17.717	57.068	70.0	160.7	3:17.571	82.39	1:34.245	21:01:01.014
236 - D1	1:05.330	1:28.845	1:03.978	62.3	98.9	3:38.153	74.62	1:54.827	21:04:39.167
237 - D1	1:17.387	1:19.395	54.155	65.0	72.6	3:30.937	77.17	1:47.611	21:08:10.104
238 - D1	58.508	1:16.266	1:06.970	56.9	116.0	3:21.744	80.69	1:38.418	21:11:31.848
239 - D1	1:12.273	1:16.323	55.596	66.2	68.5	3:24.192	79.72	1:40.866	21:14:56.040
240 - D1	1:05.907	1:13.780	1:07.564	48.2	76.0	3:27.251	78.54	1:43.925	21:18:23.291
241 - D1	1:09.826	1:21.809	59.999	60.9	86.6	3:31.634	76.92	1:48.308	21:21:54.925
242 - D1	1:11.847	1:11.696	52.546	73.6	87.0	3:16.089	83.01	1:32.763	21:25:11.014
243 - D1	56.075	1:09.302	51.890	101.4	140.0	2:57.267	91.83	1:13.941	21:28:08.281
244 - D1	57.952	1:08.472	49.479	79.1	96.4	2:55.903	92.54	1:12.577	21:31:04.184
245 - D1	53.153	1:09.197	41.549	167.1	150.2	2:43.899	99.32	1:00.573	21:33:48.083
246 - D1	38.864	51.036	35.619	166.6	190.8	2:05.519	129.69	22.193	21:35:53.602
247 - D1	37.763	49.013	35.238	166.9	198.5	2:02.014	133.42	18.688	21:37:55.616
248 - D1	37.050	48.231	34.497	167.1	225.0	1:59.778	135.91	16.452	21:39:55.394
249 - D1	37.232	47.881	34.497	167.7	198.1	1:59.610	136.10	16.284	21:41:55.004
250 - D1	36.835	47.669	34.196	167.9	203.7	1:58.700	137.14	15.374	21:43:53.704
251 - D1	36.966	47.548	34.085	167.4	217.3	1:58.599	137.26	15.273	21:45:52.303
252 - D1	36.969	47.704	33.905	166.6	202.2	1:58.578	137.28	15.252	21:47:50.881
253 - D1	36.734	47.344	34.487	166.1	221.7	1:58.565	137.30	15.239	21:49:49.446
254 - D1	36.752	47.218	33.594	166.6	201.1	1:57.564	138.47	14.238	21:51:47.010
255 - D1	36.169	46.884	33.845	165.6	229.7	1:56.898	139.25	13.572	21:53:43.908
256 - D1	36.375	47.489	33.811	166.1	223.6	1:57.675	138.34	14.349	21:55:41.583

Weather / Track : Showers / Wet

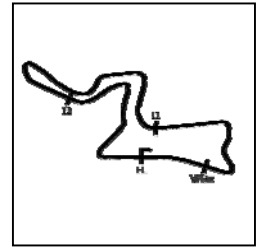
Kyalami Grand Prix Circuit

Circuit Length = 4.522 km

Start: 12:58 Flag 21:58 End: 22:03

# Kyalami 9 Hours

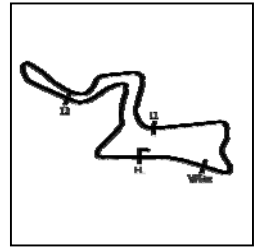
## RACE - SECTOR ANALYSIS



SECTOR 1 = FL to I1,		SECTOR 2 = I1 to I2		SECTOR 3 = I2 to I3,		SECTOR 4 = I3 to FL,		DIFF = Difference To Personal Best Lap,		P = Crossed Finish Line in Pit Lane,		D = Time Disallowed	
257 - D1	36.451		47.358		33.889	166.4	219.5		1:57.698	138.31	14.372	21:57:39.281	
258 - D1	36.018		47.161		33.738	166.1	231.2		1:56.917	139.23	13.591	21:59:36.198	

# Kyalami 9 Hours

## RACE - SECTOR ANALYSIS

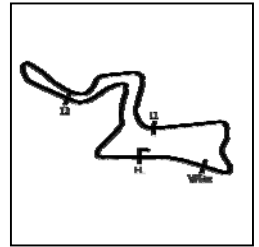


SECTOR 1 = FL to I1, SECTOR 2 = I1 to I2 SECTOR 3 = I2 to I3, SECTOR 4 = I3 to FL, DIFF = Difference To Personal Best Lap, P = Crossed Finish Line in Pit Lane, D = Time Disallowed



# Kyalami 9 Hours

## RACE - SECTOR ANALYSIS



SECTOR 1 = FL to I1, SECTOR 2 = I1 to I2 SECTOR 3 = I2 to I3, SECTOR 4 = I3 to FL, DIFF = Difference To Personal Best Lap, P = Crossed Finish Line in Pit Lane, D = Time Disallowed

P13 9 Silver Lechner Racing			Porsche 911 GT3 R						
IDEAL LAP TIME : 1:43.076		BEST LAP TIME : 1:43.366		DIFFERENCE : 0.290					
D1: Saul HACK		D2: Lars KERN		D3: Dylan PEREIRA					
LAP	SECTOR 1	SECTOR 2	SECTOR 3	SPEED TRAP	LAP TIME	KPH	DIFF	TIME OF DAY	
1 - D2		43.417	32.669	172.2	232.2	1:58.743	137.09	15.377	13:00:42.082
2 - D2	33.797	42.562	30.432	172.8	233.7	1:46.791	152.43	3.425	13:02:28.873
3 - D2	33.112	42.201	30.377	174.1	234.7	1:45.690	154.02	2.324	13:04:14.563
4 - D2	33.101	42.631	30.336	173.6	234.7	1:46.068	153.47	2.702	13:06:00.631
5 - D2	33.213	42.252	31.500	171.4	233.2	1:46.965	152.19	3.599	13:07:47.596
6 - D2	33.103	41.901	30.101	172.2	231.7	1:45.105	154.88	1.739	13:09:32.701
7 - D2	33.062	41.857	30.192	172.2	233.2	1:45.111	154.87	1.745	13:11:17.812
8 - D2	33.042	42.092	31.155	171.7	232.7	1:46.289	153.15	2.923	13:13:04.101
9 - D2	33.479	42.361	30.437	172.8	233.7	1:46.277	153.17	2.911	13:14:50.378
10 - D2	33.144	42.152	30.175	173.9	235.2	1:45.471	154.34	2.105	13:16:35.849
11 - D2	33.097	41.929	30.099	173.9	234.7	1:45.125	154.85	1.759	13:18:20.974
12 - D2	33.043	41.778	30.142	173.0	234.2	1:44.963	155.09	1.597	13:20:05.937
13 - D2	32.998	42.009	30.324	172.5	235.8	1:45.331	154.55	1.965	13:21:51.268
14 - D2	32.984	41.747	30.195	173.3	234.2	1:44.926	155.14	1.560	13:23:36.194
15 - D2	33.041	42.677	30.357	173.0	234.7	1:46.075	153.46	2.709	13:25:22.269
16 - D2	33.114	42.177	30.226	172.5	234.2	1:45.517	154.28	2.151	13:27:07.786
17 - D2	33.277	41.799	30.225	173.0	232.7	1:45.301	154.59	1.935	13:28:53.087
18 - D2	32.867	41.904	30.238	173.0	233.7	1:45.009	155.02	1.643	13:30:38.096
19 - D2	32.931	41.863	30.027	173.0	234.2	1:44.821	155.30	1.455	13:32:22.917
20 - D2	33.240	41.931	30.063	173.3	233.7	1:45.234	154.69	1.868	13:34:08.151
21 - D2	33.165	41.855	30.282	173.6	233.7	1:45.302	154.59	1.936	13:35:53.453
22 - D2	32.891	41.892	30.055	173.9	233.7	1:44.838	155.27	1.472	13:37:38.291
23 - D2	32.997	42.013	30.018	173.9	234.7	1:45.028	154.99	1.662	13:39:23.319
24 - D2	32.916	41.787	30.009	173.3	233.7	1:44.712	155.46	1.346	13:41:08.031
25 - D2	32.977	41.728	30.003	172.8	235.2	1:44.708	155.47	1.342	13:42:52.739
26 - D2	32.790	41.467	30.045	173.0	235.2	1:44.302	156.07	0.936	13:44:37.041
27 - D2	32.908	41.854	30.141	173.6	234.2	1:44.903	155.18	1.537	13:46:21.944
28 - D2	32.867	41.731	29.970	173.0	234.2	1:44.568	155.68	1.202	13:48:06.512
29 - D2	32.851	41.741	30.046	173.3	234.7	1:44.638	155.57	1.272	13:49:51.150
30 - D2	32.883	41.842	30.024	173.3	234.2	1:44.749	155.41	1.383	13:51:35.899
31 - D2	32.988	42.023	30.535	173.0	233.7	1:45.546	154.23	2.180	13:53:21.445
32 - D2	33.045	41.990	30.206	173.6	235.8	1:45.241	154.68	1.875	13:55:06.686
33 - D2	32.906	41.656	30.134	173.3	235.2	1:44.696	155.49	1.330	13:56:51.382
34 - D2	32.735	41.635	29.990	174.1	234.7	1:44.360	155.99	0.994	13:58:35.742
35 - D2	32.707	41.661	30.455	173.3	233.2	1:44.823	155.30	1.457	14:00:20.565
36 - D2	33.012	42.100	IN PIT		234.7	3:32.638	P 76.55	1:49.272	14:03:53.203
37 - D1	OUTLAP	43.321	30.796	172.5	202.2	1:54.620	142.02	11.254	14:05:47.823
38 - D1	33.512	42.459	30.628	172.5	229.2	1:46.599	152.71	3.233	14:07:34.422
39 - D1	33.252	42.130	30.428	172.8	229.7	1:45.810	153.85	2.444	14:09:20.232
40 - D1	33.394	42.270	30.643	171.1	231.2	1:46.307	153.13	2.941	14:11:06.539
41 - D1	33.576	42.323	30.573	172.2	230.2	1:46.472	152.89	3.106	14:12:53.011
42 - D1	33.504	42.030	30.570	172.2	230.7	1:46.104	153.42	2.738	14:14:39.115
43 - D1	33.366	42.046	30.592	173.3	230.7	1:46.004	153.57	2.638	14:16:25.119
44 - D1	33.099	42.066	31.403	171.4	232.7	1:46.568	152.75	3.202	14:18:11.687
45 - D1	33.206	41.923	30.382	173.0	232.2	1:45.511	154.28	2.145	14:19:57.198
46 - D1	33.601	41.860	30.763	173.6	234.2	1:46.224	153.25	2.858	14:21:43.422
47 - D1	33.091	42.072	30.955	173.9	234.7	1:46.118	153.40	2.752	14:23:29.540
48 - D1	33.186	42.246	30.513	172.8	232.2	1:45.945	153.65	2.579	14:25:15.485
49 - D1	33.264	42.054	30.542	172.5	232.2	1:45.860	153.78	2.494	14:27:01.345
50 - D1	33.140	41.953	30.490	173.3	231.7	1:45.583	154.18	2.217	14:28:46.928
51 - D1	33.127	42.034	30.482	173.9	233.2	1:45.643	154.09	2.277	14:30:32.571
52 - D1	33.162	42.435	31.534	171.1	233.7	1:47.131	151.95	3.765	14:32:19.702
53 - D1	34.333	42.191	30.399	172.8	231.7	1:46.923	152.25	3.557	14:34:06.625
54 - D1	33.104	42.049	30.353	172.8	233.2	1:45.506	154.29	2.140	14:35:52.131
55 - D1	33.024	42.358	30.387	174.1	234.2	1:45.769	153.91	2.403	14:37:37.900
56 - D1	33.234	43.665	32.599	172.8	232.7	1:49.498	148.67	6.132	14:39:27.398
57 - D1	33.663	42.085	31.280	173.6	233.7	1:47.028	152.10	3.662	14:41:14.426
58 - D1	32.931	41.783	30.241	173.9	232.7	1:44.955	155.10	1.589	14:42:59.381
59 - D1	32.953	42.503	30.555	173.3	233.7	1:46.011	153.56	2.645	14:44:45.392
60 - D1	32.968	41.997	30.120	173.9	233.2	1:45.085	154.91	1.719	14:46:30.477
61 - D1	33.098	42.069	30.366	173.3	232.7	1:45.533	154.25	2.167	14:48:16.010

Weather / Track : Showers / Wet

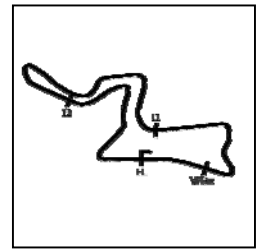
Kyalami Grand Prix Circuit

Circuit Length = 4.522 km

Start: 12:58 Flag 21:58 End: 22:03

# Kyalami 9 Hours

## RACE - SECTOR ANALYSIS



SECTOR 1 = FL to I1, SECTOR 2 = I1 to I2 SECTOR 3 = I2 to I3, SECTOR 4 = I3 to FL, DIFF = Difference To Personal Best Lap, P = Crossed Finish Line in Pit Lane, D = Time Disallowed

62 - D1	32.879	41.830	30.216	174.1	232.7	1:44.925	155.15	1.559	14:50:00.935
63 - D1	32.868	41.766	30.393	173.9	233.7	1:45.027	155.00	1.661	14:51:45.962
64 - D1	32.986	41.830	30.206	173.9	231.7	1:45.022	155.00	1.656	14:53:30.984
65 - D1	32.892	41.980	30.098	173.6	232.2	1:44.970	155.08	1.604	14:55:15.954
66 - D1	32.951	41.705	31.417	173.0	233.2	1:46.073	153.47	2.707	14:57:02.027
67 - D1	33.169	41.609	31.437	172.8	234.7	1:46.215	153.26	2.849	14:58:48.242
68 - D1	32.971	41.859	30.492	173.6	234.2	1:45.322	154.56	1.956	15:00:33.564
69 - D1	34.216	42.919	30.781	173.9	234.2	1:47.916	150.85	4.550	15:02:21.480
70 - D1	33.021	42.058	30.659	174.1	233.7	1:45.738	153.95	2.372	15:04:07.218
71 - D1	34.400	42.398	IN PIT		232.7	3:09.930	P 85.71	1:26.564	15:07:17.148
72 - D3	OUTLAP	43.053	30.165	170.8	200.7	1:54.248	142.49	10.882	15:09:11.396
73 - D3	33.020	41.937	29.945	171.4	230.2	1:44.902	155.18	1.536	15:10:56.298
74 - D3	32.803	41.635	29.962	171.9	232.7	1:44.400	155.93	1.034	15:12:40.698
75 - D3	32.737	41.703	29.931	172.5	233.7	1:44.371	155.97	1.005	15:14:25.069
76 - D3	33.053	43.566	29.899	171.4	234.2	1:46.518	152.83	3.152	15:16:11.587
77 - D3	32.679	41.143	29.570	172.8	233.7	1:43.392	(2) 157.45	0.026	15:17:54.979
78 - D3	32.684	41.205	29.665	173.0	234.7	1:43.554	157.20	0.188	15:19:38.533
79 - D3	32.723	41.799	30.277	172.8	234.2	1:44.799	155.33	1.433	15:21:23.332
80 - D3	32.943	41.154	29.786	171.7	234.2	1:43.883	156.70	0.517	15:23:07.215
81 - D3	32.804	41.179	29.814	172.2	231.7	1:43.797	156.83	0.431	15:24:51.012
82 - D3	32.830	41.260	29.923	172.5	231.2	1:44.013	156.51	0.647	15:26:35.025
83 - D3	32.813	41.834	29.863	172.5	232.7	1:44.510	155.76	1.144	15:28:19.535
84 - D3	32.767	41.173	29.941	172.5	233.2	1:43.881	156.71	0.515	15:30:03.416
85 - D3	32.837	42.386	30.031	172.5	234.2	1:45.254	154.66	1.888	15:31:48.670
86 - D3	32.881	41.351	29.708	173.0	233.7	1:43.940	156.62	0.574	15:33:32.610
87 - D3	32.669	41.138	30.119	172.5	233.7	1:43.926	156.64	0.560	15:35:16.536
88 - D3	57.188	1:19.561	IN PIT		76.8	4:27.307	P 60.90	2:43.941	15:39:43.843
89 - D3	OUTLAP	1:26.062	1:03.403	83.3	79.7	3:42.555	73.14	1:59.189	15:43:26.398
90 - D3	54.248	50.713	30.647	170.3	122.5	2:15.608	120.04	32.242	15:45:42.006
91 - D3	33.498	42.082	30.068	172.2	230.7	1:45.648	154.08	2.282	15:47:27.654
92 - D3	33.219	41.717	30.083	172.2	231.7	1:45.019	155.01	1.653	15:49:12.673
93 - D3	38.104	55.645	38.746	172.2	197.0	2:12.495	122.86	29.129	15:51:25.168
94 - D3	33.226	42.024	30.493	171.4	236.3	1:45.743	153.95	2.377	15:53:10.911
95 - D3	32.905	41.263	30.005	172.5	235.2	1:44.173	156.27	0.807	15:54:55.084
96 - D3	32.611	41.260	29.836	171.9	233.7	1:43.707	156.97	0.341	15:56:38.791
97 - D3	32.695	41.650	29.980	172.2	235.2	1:44.325	156.04	0.959	15:58:23.116
98 - D3	32.951	41.758	30.460	172.5	234.2	1:45.169	154.79	1.803	16:00:08.285
99 - D3	32.893	42.483	29.998	172.2	234.2	1:45.374	154.48	2.008	16:01:53.659
100 - D3	32.851	41.592	30.017	172.8	233.7	1:44.460	155.84	1.094	16:03:38.119
101 - D3	32.788	51.452	54.406	79.1	234.7	2:18.646	117.41	35.280	16:05:56.765
102 - D3	1:07.255	1:19.774	IN PIT		80.0	3:47.735	P 71.48	2:04.369	16:09:44.500
103 - D3	OUTLAP	1:19.557	44.099	170.6	80.0	3:11.438	85.03	1:28.072	16:12:55.938
104 - D3	34.444	44.742	35.320	168.7	230.7	1:54.506	142.16	11.140	16:14:50.444
105 - D3	44.225	54.170	37.528	170.8	139.8	2:15.923	119.76	32.557	16:17:06.367
106 - D3	48.330	58.355	41.223	157.6	146.9	2:27.908	110.06	44.542	16:19:34.275
107 - D3	43.853	54.866	35.787	170.3	176.7	2:14.506	121.02	31.140	16:21:48.781
108 - D3	46.507	51.331	36.741	124.5	134.4	2:14.579	120.96	31.213	16:24:03.360
109 - D3	46.050	50.685	38.889	106.5	140.0	2:15.624	120.03	32.258	16:26:18.984
110 - D3	45.945	58.014	32.432	171.9	165.1	2:16.391	119.35	33.025	16:28:35.375
111 - D3	33.383	42.590	30.296	172.8	234.2	1:46.269	153.18	2.903	16:30:21.644
112 - D3	32.819	41.539	29.726	173.0	234.7	1:44.084	156.40	0.718	16:32:05.728
113 - D3	32.741	41.839	30.089	173.9	235.8	1:44.669	155.53	1.303	16:33:50.397
114 - D3	33.006	41.125	29.646	173.3	235.2	1:43.777	156.86	0.411	16:35:34.174
115 - D3	32.855	41.381	29.809	172.8	233.7	1:44.045	156.46	0.679	16:37:18.219
116 - D3	32.842	41.214	29.770	172.8	234.2	1:43.826	156.79	0.460	16:39:02.045
117 - D3	32.744	41.362	29.684	174.1	233.7	1:43.790	156.84	0.424	16:40:45.835
118 - D3	32.770	41.214	29.731	173.0	235.2	1:43.715	156.96	0.349	16:42:29.550
119 - D3	32.640	41.037	29.689	172.5	233.2	1:43.366	(1) 157.49		16:44:12.916
120 - D3	32.678	41.544	30.255	173.6	233.2	1:44.477	155.81	1.111	16:45:57.393
121 - D3	32.833	41.525	29.863	173.0	234.7	1:44.221	156.19	0.855	16:47:41.614
122 - D3	32.818	41.402	30.158	172.2	233.2	1:44.378	155.96	1.012	16:49:25.992
123 - D3	32.723	41.314	29.729	172.8	233.2	1:43.766	156.88	0.400	16:51:09.758
124 - D3	32.670	41.244	29.825	172.8	232.7	1:43.739	156.92	0.373	16:52:53.497
125 - D3	32.722	41.310	29.762	173.0	232.7	1:43.794	156.84	0.428	16:54:37.291
126 - D3	32.676	41.407	29.833	173.6	233.2	1:43.916	156.65	0.550	16:56:21.207

Weather / Track : Showers / Wet

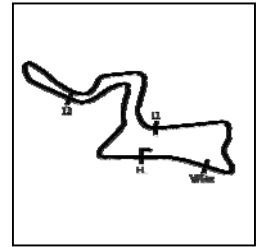
Kyalami Grand Prix Circuit

Circuit Length = 4.522 km

Start: 12:58 Flag 21:58 End: 22:03

# Kyalami 9 Hours

## RACE - SECTOR ANALYSIS



SECTOR 1 = FL to I1,		SECTOR 2 = I1 to I2		SECTOR 3 = I2 to I3,		SECTOR 4 = I3 to FL,		DIFF = Difference To Personal Best Lap,		P = Crossed Finish Line in Pit Lane,		D = Time Disallowed	
127 - D3	32.953		41.423		30.027	172.8	234.2	1:44.403	155.92	1.037		16:58:05.610	
128 - D3	32.805		41.435		29.800	173.3	234.2	1:44.040	156.47	0.674		16:59:49.650	
129 - D3	32.721		41.709		29.586	173.3	234.7	1:44.016	156.50	0.650		17:01:33.666	
130 - D3	32.619		41.177		29.770	173.3	233.2	1:43.566	157.18	0.200		17:03:17.232	
131 - D3	32.826		41.319		29.712	173.3	233.2	1:43.857	156.74	0.491		17:05:01.089	
132 - D3	32.659		41.207		29.762	172.2	233.7	1:43.628	157.09	0.262		17:06:44.717	
133 - D3	32.765		41.220		IN PIT		232.7	3:04.568	<b>P</b>	88.20	1:21.202	17:09:49.285	
134 - D2	OUTLAP		42.505		30.101	171.1	202.6	1:52.147	145.15	8.781		17:11:41.432	
135 - D2	32.806		41.899		30.018	172.5	230.2	1:44.723	155.45	1.357		17:13:26.155	
136 - D2	32.893		41.809		29.704	172.5	231.7	1:44.406	155.92	1.040		17:15:10.561	
137 - D2	32.723		41.288		29.706	172.8	231.7	1:43.717	156.95	0.351		17:16:54.278	
138 - D2	32.656		41.251		29.659	172.8	232.2	1:43.566	157.18	0.200		17:18:37.844	
139 - D2	32.696		41.329		29.710	172.8	231.7	1:43.735	156.93	0.369		17:20:21.579	
140 - D2	32.713		41.244		29.731	173.0	232.2	1:43.688	157.00	0.322		17:22:05.267	
141 - D2	33.150		41.414		29.829	172.8	232.7	1:44.393	155.94	1.027		17:23:49.660	
142 - D2	32.704		41.334		29.721	172.2	232.2	1:43.759	156.89	0.393		17:25:33.419	
143 - D2	32.818		41.332		29.701	173.0	232.7	1:43.851	156.75	0.485		17:27:17.270	
144 - D2	32.710		41.331		30.055	172.5	232.2	1:44.096	156.38	0.730		17:29:01.366	
145 - D2	32.704		41.345		30.303	172.8	232.7	1:44.352	156.00	0.986		17:30:45.718	
146 - D2	32.675		41.347		29.724	173.3	233.2	1:43.746	156.91	0.380		17:32:29.464	
147 - D2	32.813		41.390		30.179	173.3	233.7	1:44.382	155.95	1.016		17:34:13.846	
148 - D2	32.703		41.302		29.685	172.8	232.2	1:43.690	156.99	0.324		17:35:57.536	
149 - D2	32.634		41.250		29.719	173.0	232.7	1:43.603	157.13	0.237		17:37:41.139	
150 - D2	32.643		41.170		29.625	172.5	231.7	1:43.438	<b>(3)</b>	157.38	0.072	17:39:24.577	
151 - D2	32.648		41.287		29.649	173.6	232.2	1:43.584	157.15	0.218		17:41:08.161	
152 - D2	32.621		41.456		29.794	172.8	232.2	1:43.871	156.72	0.505		17:42:52.032	
153 - D2	32.569		41.416		29.731	172.8	232.7	1:43.716	156.95	0.350		17:44:35.748	
154 - D2	32.677		41.284		29.753	173.0	232.7	1:43.714	156.96	0.348		17:46:19.462	
155 - D2	32.759		41.419		29.823	173.0	232.7	1:44.001	156.52	0.635		17:48:03.463	
156 - D2	32.655		41.332		29.726	173.3	232.2	1:43.713	156.96	0.347		17:49:47.176	
157 - D2	32.744		43.329		54.469	79.2	232.7	2:10.542	124.70	27.176		17:51:57.718	
158 - D2	1:06.807		1:19.623		IN PIT		79.9	4:37.263	<b>P</b>	58.71	2:53.897	17:56:34.981	
159 - D1	OUTLAP		1:20.206		55.195	78.9	79.7	3:23.939	79.82	1:40.573		17:59:58.920	
160 - D1	1:07.222		1:10.722		32.654	170.6	79.8	2:50.598	95.42	1:07.232		18:02:49.518	
161 - D1	34.114		42.610		30.664	173.6	230.2	1:47.388	151.59	4.022		18:04:36.906	
162 - D1	37.863		51.033		36.725	173.3	232.2	2:05.621	129.58	22.255		18:06:42.527	
163 - D1	35.373		43.101		30.836	174.1	234.2	1:49.310	148.92	5.944		18:08:31.837	
164 - D1	32.962		42.189		30.162	172.8	233.7	1:45.313	154.57	1.947		18:10:17.150	
165 - D1	32.961		41.522		30.084	173.3	232.2	1:44.567	155.68	1.201		18:12:01.717	
166 - D1	32.923		41.683		30.057	173.6	233.2	1:44.663	155.53	1.297		18:13:46.380	
167 - D1	32.832		41.744		29.978	173.6	234.2	1:44.554	155.70	1.188		18:15:30.934	
168 - D1	32.743		41.912		29.955	174.4	233.2	1:44.610	155.61	1.244		18:17:15.544	
169 - D1	32.555		41.608		30.019	172.8	233.7	1:44.182	156.25	0.816		18:18:59.726	
170 - D1	32.939		41.850		29.926	173.3	232.2	1:44.715	155.46	1.349		18:20:44.441	
171 - D1	32.791		41.597		29.935	173.3	232.7	1:44.323	156.04	0.957		18:22:28.764	
172 - D1	32.621		41.530		29.834	173.0	232.7	1:43.985	156.55	0.619		18:24:12.749	
173 - D1	32.730		41.455		30.159	173.3	232.2	1:44.344	156.01	0.978		18:25:57.093	
174 - D1	32.754		41.585		30.381	172.8	232.7	1:44.720	155.45	1.354		18:27:41.813	
175 - D1	33.648		41.758		30.003	173.9	233.2	1:45.409	154.43	2.043		18:29:27.222	
176 - D1	32.638		41.642		29.908	173.3	233.2	1:44.188	156.24	0.822		18:31:11.410	
177 - D1	32.633		41.482		30.031	173.6	232.7	1:44.146	156.31	0.780		18:32:55.556	
178 - D1	32.726		41.899		30.215	172.5	233.7	1:44.840	155.27	1.474		18:34:40.396	
179 - D1	32.718		41.635		30.041	174.4	232.2	1:44.394	155.93	1.028		18:36:24.790	
180 - D1	33.229		41.776		30.157	173.0	233.7	1:45.162	154.80	1.796		18:38:09.952	
181 - D1	32.857		41.849		30.036	174.1	232.7	1:44.742	155.42	1.376		18:39:54.694	
182 - D1	32.750		41.911		30.380	174.1	233.7	1:45.041	154.97	1.675		18:41:39.735	
183 - D1	32.811		42.267		31.670	173.9	233.2	1:46.748	152.50	3.382		18:43:26.483	
184 - D1	32.862		41.697		30.044	173.0	234.2	1:44.603	155.62	1.237		18:45:11.086	
185 - D1	32.665		41.645		30.248	172.8	234.2	1:44.558	155.69	1.192		18:46:55.644	
186 - D1	32.722		41.687		30.059	174.4	233.7	1:44.468	155.82	1.102		18:48:40.112	
187 - D1	32.795		41.875		30.522	174.4	233.7	1:45.192	154.75	1.826		18:50:25.304	
188 - D1	32.875		41.807		30.506	174.7	233.2	1:45.188	154.76	1.822		18:52:10.492	
189 - D1	33.085		42.054		30.965	173.0	233.7	1:46.104	153.42	2.738		18:53:56.596	
190 - D1	33.774		42.177		30.163	175.8	230.7	1:46.114	153.41	2.748		18:55:42.710	
191 - D1	32.833		42.134		30.473	175.3	234.2	1:45.440	154.39	2.074		18:57:28.150	

Weather / Track : Showers / Wet

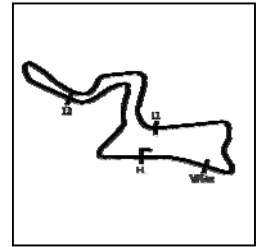
Kyalami Grand Prix Circuit

Circuit Length = 4.522 km

Start: 12:58 Flag 21:58 End: 22:03

# Kyalami 9 Hours

## RACE - SECTOR ANALYSIS



SECTOR 1 = FL to I1, SECTOR 2 = I1 to I2 SECTOR 3 = I2 to I3, SECTOR 4 = I3 to FL, DIFF = Difference To Personal Best Lap, P = Crossed Finish Line in Pit Lane, D = Time Disallowed

192 - D1	34.024	42.013	IN PIT	234.7	3:08.780	P	86.23	1:25.414	19:00:36.930
193 - D3	OUTLAP	43.916	30.529	172.8	203.3	1:54.817	141.78	11.451	19:02:31.747
194 - D3	32.665	43.176	30.191	173.6	232.7	1:46.032	153.53	2.666	19:04:17.779
195 - D3	32.609	41.466	29.987	173.3	234.2	1:44.062	156.43	0.696	19:06:01.841
196 - D3	32.663	41.608	30.573	173.3	233.7	1:44.844	155.27	1.478	19:07:46.685
197 - D3	32.955	42.158	31.072	173.6	233.7	1:46.185	153.30	2.819	19:09:32.870
198 - D3	32.942	42.001	30.833	173.6	234.7	1:45.776	153.90	2.410	19:11:18.646
199 - D3	33.883	41.842	30.542	173.3	<b>236.3</b>	1:46.267	153.19	2.901	19:13:04.913
200 - D3	33.964	42.069	30.499	175.0	234.7	1:46.532	152.81	3.166	19:14:51.445
201 - D3	32.667	41.450	29.592	173.0	235.2	1:43.709	156.96	0.343	19:16:35.154
202 - D3	32.658	41.368	29.752	174.1	234.2	1:43.778	156.86	0.412	19:18:18.932
203 - D3	32.692	41.474	29.551	173.9	234.7	1:43.717	156.95	0.351	19:20:02.649
204 - D3	32.670	41.608	<b>29.529</b>	174.4	235.2	1:43.807	156.82	0.441	19:21:46.456
205 - D3	32.598	41.365	29.647	173.9	234.7	1:43.610	157.11	0.244	19:23:30.066
206 - D3	32.558	41.391	29.568	174.4	233.2	1:43.517	157.26	0.151	19:25:13.583
207 - D3	<b>32.510</b>	41.714	IN PIT	233.7	1:57.918	P	138.05	14.552	19:27:11.501
208 - D3	OUTLAP	41.705	29.780	173.6	206.1	1:50.346	147.52	6.980	19:29:01.847
209 - D3	32.777	41.575	30.118	172.5	234.7	1:44.470	155.82	1.104	19:30:46.317
210 - D3	33.245	41.822	29.829	175.0	234.2	1:44.896	155.19	1.530	19:32:31.213
211 - D3	38.210	1:14.911	54.471	79.1	162.4	2:47.592	97.13	1:04.226	19:35:18.805
212 - D3	1:06.928	1:19.784	54.590	79.0	79.8	3:21.302	80.86	1:37.936	19:38:40.107
213 - D3	1:06.991	1:20.514	IN PIT	79.9	79.9	4:40.958	P	57.94	19:43:21.065
214 - D2	OUTLAP	1:21.512	56.460	77.9	69.9	3:27.036	78.62	1:43.670	19:46:48.101
215 - D2	1:08.375	1:21.494	56.546	78.0	78.8	3:26.415	78.86	1:43.049	19:50:14.516
216 - D2	55.470	1:16.698	1:01.265	82.1	133.0	3:13.433	84.15	1:30.067	19:53:27.949
217 - D2	1:07.852	1:20.854	55.936	98.0	90.9	3:24.642	79.54	1:41.276	19:56:52.591
218 - D2	1:00.683	1:17.861	55.873	90.7	103.7	3:14.417	83.73	1:31.051	20:00:07.008
219 - D2	58.477	1:16.660	1:01.006	111.3	110.3	3:16.143	82.99	1:32.777	20:03:23.151
220 - D2	1:04.059	1:14.841	57.032	86.8	111.5	3:15.932	83.08	1:32.566	20:06:39.083
221 - D2	59.529	1:16.459	56.035	105.6	130.1	3:12.023	84.77	1:28.657	20:09:51.106
222 - D2	1:00.058	1:38.749	1:08.627	65.1	91.6	3:47.434	71.57	2:04.068	20:13:38.540
223 - D2	1:30.301	2:02.747	1:17.413	56.3	76.8	4:50.461	56.04	3:07.095	20:18:29.001
224 - D2	1:32.812	1:36.048	1:13.390	48.3	61.0	4:22.250	62.07	2:38.884	20:22:51.251
225 - D2	1:26.644	1:38.841	1:08.799	65.3	55.6	4:14.284	64.01	2:30.918	20:27:05.535
226 - D2	1:17.290	1:29.096	1:01.723	88.6	67.3	3:48.109	71.36	2:04.743	20:30:53.644
227 - D2	1:05.739	1:23.497	57.189	86.0	91.9	3:26.425	78.86	1:43.059	20:34:20.069
228 - D2	1:08.530	1:35.152	1:03.927	81.5	93.8	3:47.609	71.52	2:04.243	20:38:07.678
229 - D2	1:09.573	1:21.290	1:03.049	80.2	91.6	3:33.912	76.10	1:50.546	20:41:41.590
230 - D2	1:13.323	1:38.602	IN PIT	80.1	80.1	5:09.168	P	52.65	20:46:50.758
231 - D2	OUTLAP	1:20.369	57.093	83.6	96.5	3:25.580	79.18	1:42.214	20:50:16.338
232 - D2	1:07.326	1:18.795	1:08.701	95.9	86.8	3:34.822	75.77	1:51.456	20:53:51.160
233 - D2	1:15.643	1:21.871	55.266	95.4	106.7	3:32.780	76.50	1:49.414	20:57:23.940
234 - D2	1:09.295	1:20.445	IN PIT	83.5	83.5	4:41.055	P	57.92	21:02:04.995
235 - D3	OUTLAP	1:00.186	49.435	69.7	150.8	2:41.792	100.61	58.426	21:04:46.787
236 - D3	1:18.408	1:17.470	52.811	69.4	59.4	3:28.689	78.00	1:45.323	21:08:15.476
237 - D3	1:00.393	1:16.300	1:06.313	54.4	106.5	3:23.006	80.19	1:39.640	21:11:38.482
238 - D3	1:14.679	1:13.044	55.916	62.0	76.8	3:23.639	79.94	1:40.273	21:15:02.121
239 - D3	1:09.679	1:09.295	1:09.136	43.6	78.2	3:28.110	78.22	1:44.744	21:18:30.231
240 - D3	1:14.760	1:16.512	1:01.029	61.4	82.6	3:32.301	76.67	1:48.935	21:22:02.532
241 - D3	1:12.715	1:10.693	51.754	61.1	68.7	3:15.162	83.41	1:31.796	21:25:17.694
242 - D3	56.924	1:07.634	51.526	72.8	132.6	2:56.084	92.45	1:12.718	21:28:13.778
243 - D3	59.798	1:06.511	49.197	90.6	108.6	2:55.506	92.75	1:12.140	21:31:09.284
244 - D3	54.795	1:06.331	42.173	166.1	151.8	2:43.299	99.68	59.933	21:33:52.583
245 - D3	39.601	50.602	35.691	165.6	168.2	2:05.894	129.30	22.528	21:35:58.477
246 - D3	37.729	49.027	35.339	166.4	194.2	2:02.095	133.33	18.729	21:38:00.572
247 - D3	37.380	48.292	34.410	167.4	211.7	2:00.082	135.56	16.716	21:40:00.654
248 - D3	38.343	48.398	34.525	167.4	226.4	2:01.266	134.24	17.900	21:42:01.920
249 - D3	37.539	48.008	34.064	168.2	225.4	1:59.611	136.10	16.245	21:44:01.531
250 - D3	36.408	48.031	33.842	167.7	227.8	1:58.281	137.63	14.915	21:45:59.812
251 - D3	36.632	48.020	33.919	167.1	228.3	1:58.571	137.29	15.205	21:47:58.383
252 - D3	36.177	47.090	33.874	168.4	226.4	1:57.141	138.97	13.775	21:49:55.524
253 - D3	36.479	48.153	33.554	167.9	227.8	1:58.186	137.74	14.820	21:51:53.710
254 - D3	36.526	47.344	33.632	167.9	226.8	1:57.502	138.54	14.136	21:53:51.212
255 - D3	36.177	47.270	33.733	168.2	228.3	1:57.180	138.92	13.814	21:55:48.392
256 - D3	36.260	47.165	33.578	168.7	227.3	1:57.003	139.13	13.637	21:57:45.395

Weather / Track : Showers / Wet

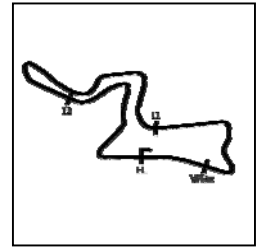
Kyalami Grand Prix Circuit

Circuit Length = 4.522 km

Start: 12:58 Flag 21:58 End: 22:03

# Kyalami 9 Hours

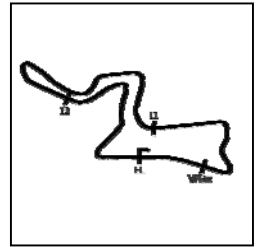
## RACE - SECTOR ANALYSIS



SECTOR 1 = FL to I1, SECTOR 2 = I1 to I2 SECTOR 3 = I2 to I3, SECTOR 4 = I3 to FL, DIFF = Difference To Personal Best Lap, P = Crossed Finish Line in Pit Lane, D = Time Disallowed  
257 - D3 36.177 46.744 33.568 169.0 228.8 1:56.489 139.74 13.123 21:59:41.884

# Kyalami 9 Hours

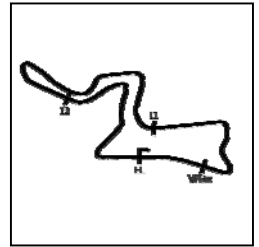
## RACE - SECTOR ANALYSIS



SECTOR 1 = FL to I1, SECTOR 2 = I1 to I2 SECTOR 3 = I2 to I3, SECTOR 4 = I3 to FL, DIFF = Difference To Personal Best Lap, P = Crossed Finish Line in Pit Lane, D = Time Disallowed

# Kyalami 9 Hours

## RACE - SECTOR ANALYSIS



SECTOR 1 = FL to I1, SECTOR 2 = I1 to I2 SECTOR 3 = I2 to I3, SECTOR 4 = I3 to FL, DIFF = Difference To Personal Best Lap, P = Crossed Finish Line in Pit Lane, D = Time Disallowed

P14 76 Pro R-Motorsport				Aston Martin Vantage AMR GT3					
IDEAL LAP TIME : 1:43.284		BEST LAP TIME : 1:43.557		DIFFERENCE : 0.273					
D1: Maxime MARTIN		D2: Enaam AHMED		D3: Jake DENNIS					
LAP	SECTOR 1	SECTOR 2	SECTOR 3	SPEED TRAP	LAP TIME	KPH	DIFF	TIME OF DAY	
1 - D1		43.880	30.564	171.9	232.7	1:54.780	141.82	11.223	13:00:38.119
2 - D1	33.221	42.184	30.380	173.0	235.2	1:45.785	153.88	2.228	13:02:23.904
3 - D1	32.966	42.187	30.540	172.5	236.3	1:45.693	154.02	2.136	13:04:09.597
4 - D1	33.749	42.196	30.258	172.2	235.2	1:46.203	153.28	2.646	13:05:55.800
5 - D1	33.441	43.189	30.280	172.8	235.2	1:46.910	152.27	3.353	13:07:42.710
6 - D1	33.022	41.848	30.399	172.2	234.7	1:45.269	154.64	1.712	13:09:27.979
7 - D1	33.152	41.632	30.077	172.5	234.2	1:44.861	155.24	1.304	13:11:12.840
8 - D1	32.950	41.703	30.045	172.8	234.2	1:44.698	155.48	1.141	13:12:57.538
9 - D1	32.883	41.556	30.408	171.9	234.7	1:44.847	155.26	1.290	13:14:42.385
10 - D1	33.056	41.603	30.001	173.0	234.7	1:44.660	155.54	1.103	13:16:27.045
11 - D1	32.976	41.847	30.264	173.0	234.2	1:45.087	154.91	1.530	13:18:12.132
12 - D1	33.003	41.811	30.072	173.6	233.7	1:44.886	155.20	1.329	13:19:57.018
13 - D1	32.861	41.851	30.118	173.3	235.2	1:44.830	155.29	1.273	13:21:41.848
14 - D1	32.930	41.755	30.080	173.0	234.7	1:44.765	155.38	1.208	13:23:26.613
15 - D1	33.032	41.629	30.237	173.3	234.7	1:44.898	155.19	1.341	13:25:11.511
16 - D1	33.413	42.220	30.315	172.8	235.8	1:45.948	153.65	2.391	13:26:57.459
17 - D1	33.060	41.890	30.209	172.8	235.2	1:45.159	154.80	1.602	13:28:42.618
18 - D1	33.091	41.984	30.296	171.7	234.2	1:45.371	154.49	1.814	13:30:27.989
19 - D1	33.144	42.437	30.547	173.3	234.7	1:46.128	153.39	2.571	13:32:14.117
20 - D1	33.610	42.084	30.294	173.3	236.3	1:45.988	153.59	2.431	13:34:00.105
21 - D1	32.906	41.779	30.113	173.9	235.2	1:44.798	155.33	1.241	13:35:44.903
22 - D1	32.936	41.636	30.145	173.0	235.2	1:44.717	155.45	1.160	13:37:29.620
23 - D1	34.191	42.054	30.177	173.3	234.7	1:46.422	152.96	2.865	13:39:16.042
24 - D1	32.949	41.972	30.156	173.0	234.7	1:45.077	154.92	1.520	13:41:01.119
25 - D1	33.027	41.753	30.176	173.0	235.8	1:44.956	155.10	1.399	13:42:46.075
26 - D1	32.970	41.864	30.229	173.0	236.3	1:45.063	154.94	1.506	13:44:31.138
27 - D1	33.036	41.932	30.053	173.0	235.2	1:45.021	155.00	1.464	13:46:16.159
28 - D1	33.077	41.635	30.091	173.0	234.7	1:44.803	155.33	1.246	13:48:00.962
29 - D1	32.968	41.904	30.127	173.0	235.8	1:44.999	155.04	1.442	13:49:45.961
30 - D1	33.090	41.715	30.044	173.3	234.2	1:44.849	155.26	1.292	13:51:30.810
31 - D1	32.991	41.561	30.021	173.3	235.2	1:44.573	155.67	1.016	13:53:15.383
32 - D1	32.965	41.675	30.110	173.0	235.8	1:44.750	155.41	1.193	13:55:00.133
33 - D1	33.106	41.882	30.138	174.1	235.8	1:45.126	154.85	1.569	13:56:45.259
34 - D1	32.794	41.931	IN PIT		236.3	3:08.331 P	86.43	1:24.774	13:59:53.590
35 - D2	OUTLAP	43.308	30.396	171.9	202.2	1:54.380	142.32	10.823	14:01:47.970
36 - D2	33.953	42.837	30.281	172.8	233.7	1:47.071	152.04	3.514	14:03:35.041
37 - D2	33.322	42.159	30.222	173.3	234.2	1:45.703	154.00	2.146	14:05:20.744
38 - D2	33.289	41.783	30.151	171.9	232.7	1:45.223	154.71	1.666	14:07:05.967
39 - D2	33.164	41.619	30.121	172.8	232.7	1:44.904	155.18	1.347	14:08:50.871
40 - D2	33.018	41.611	30.085	172.5	232.7	1:44.714	155.46	1.157	14:10:35.585
41 - D2	33.336	41.754	30.729	173.0	233.2	1:45.819	153.84	2.262	14:12:21.404
42 - D2	32.970	41.663	30.391	170.6	233.7	1:45.024	155.00	1.467	14:14:06.428
43 - D2	33.264	42.890	30.125	173.3	232.2	1:46.279	153.17	2.722	14:15:52.707
44 - D2	32.946	41.698	30.130	173.0	234.2	1:44.774	155.37	1.217	14:17:37.481
45 - D2	32.893	41.518	30.266	172.8	234.2	1:44.677	155.51	1.120	14:19:22.158
46 - D2	32.971	41.521	30.073	173.3	235.2	1:44.565	155.68	1.008	14:21:06.723
47 - D2	32.996	43.077	32.322	172.8	235.8	1:48.395	150.18	4.838	14:22:55.118
48 - D2	33.357	41.999	30.255	173.0	235.2	1:45.611	154.14	2.054	14:24:40.729
49 - D2	33.097	41.969	30.128	172.8	233.7	1:45.194	154.75	1.637	14:26:25.923
50 - D2	32.979	41.574	30.117	173.9	233.7	1:44.670	155.52	1.113	14:28:10.593
51 - D2	32.865	41.586	30.140	173.9	234.7	1:44.591	155.64	1.034	14:29:55.184
52 - D2	32.798	41.609	30.072	173.9	235.2	1:44.479	155.81	0.922	14:31:39.663
53 - D2	33.084	41.603	30.050	173.0	234.2	1:44.737	155.42	1.180	14:33:24.400
54 - D2	33.019	41.423	30.162	173.0	233.7	1:44.604	155.62	1.047	14:35:09.004
55 - D2	32.984	41.624	30.197	173.3	234.7	1:44.805	155.32	1.248	14:36:53.809
56 - D2	32.989	41.806	30.255	173.0	234.7	1:45.050	154.96	1.493	14:38:38.859
57 - D2	32.858	42.215	30.069	172.8	233.7	1:45.142	154.83	1.585	14:40:24.001
58 - D2	32.908	41.480	30.248	173.6	234.7	1:44.636	155.57	1.079	14:42:08.637
59 - D2	32.955	41.842	30.097	173.9	235.2	1:44.894	155.19	1.337	14:43:53.531
60 - D2	32.884	42.604	31.593	173.3	235.2	1:47.081	152.02	3.524	14:45:40.612
61 - D2	32.966	41.741	30.105	174.1	234.2	1:44.812	155.31	1.255	14:47:25.424

Kyalami Grand Prix Circuit

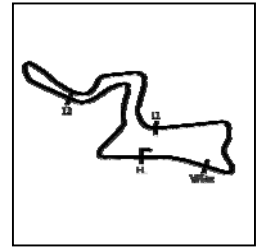
Circuit Length = 4.522 km

Start: 12:58 Flag 21:58 End: 22:03

Weather / Track : Showers / Wet

# Kyalami 9 Hours

## RACE - SECTOR ANALYSIS



SECTOR 1 = FL to I1, SECTOR 2 = I1 to I2 SECTOR 3 = I2 to I3, SECTOR 4 = I3 to FL, DIFF = Difference To Personal Best Lap, P = Crossed Finish Line in Pit Lane, D = Time Disallowed

62 - D2	32.803	41.410	30.185	173.3	236.3	1:44.398	155.93	0.841	14:49:09.822
63 - D2	33.090	41.859	30.015	173.9	235.2	1:44.964	155.09	1.407	14:50:54.786
64 - D2	32.892	41.644	IN PIT		235.2	3:06.720	<b>P</b> 87.18	1:23.163	14:54:01.506
65 - D3	OUTLAP	42.928	30.654	171.7	200.0	1:53.690	143.18	10.133	14:55:55.196
66 - D3	33.453	42.909	30.739	171.7	231.2	1:47.101	151.99	3.544	14:57:42.297
67 - D3	33.150	41.893	30.033	172.5	232.7	1:45.076	154.92	1.519	14:59:27.373
68 - D3	32.856	41.783	30.016	171.7	232.7	1:44.655	155.55	1.098	15:01:12.028
69 - D3	32.892	41.778	30.019	173.0	233.2	1:44.689	155.50	1.132	15:02:56.717
70 - D3	32.911	42.407	30.031	172.2	233.7	1:45.349	154.52	1.792	15:04:42.066
71 - D3	32.878	41.761	29.916	172.8	233.2	1:44.555	155.69	0.998	15:06:26.621
72 - D3	32.922	41.962	29.914	173.3	234.2	1:44.798	155.33	1.241	15:08:11.419
73 - D3	32.843	41.575	29.849	173.0	233.2	1:44.267	156.12	0.710	15:09:55.686
74 - D3	32.910	41.990	30.158	173.0	232.7	1:45.058	154.95	1.501	15:11:40.744
75 - D3	33.135	42.407	30.040	173.3	234.7	1:45.582	154.18	2.025	15:13:26.326
76 - D3	32.883	41.472	29.966	173.6	234.7	1:44.321	156.04	0.764	15:15:10.647
77 - D3	32.666	41.624	30.022	173.9	234.7	1:44.312	156.06	0.755	15:16:54.959
78 - D3	32.721	41.576	29.931	173.6	235.8	1:44.228	156.18	0.671	15:18:39.187
79 - D3	32.687	41.399	30.013	172.2	234.7	1:44.099	156.38	0.542	15:20:23.286
80 - D3	32.942	41.787	30.098	172.5	233.7	1:44.827	155.29	1.270	15:22:08.113
81 - D3	32.944	41.818	30.126	173.0	233.7	1:44.888	155.20	1.331	15:23:53.001
82 - D3	32.833	41.873	30.030	173.0	233.2	1:44.736	155.43	1.179	15:25:37.737
83 - D3	32.881	41.941	31.100	170.8	233.7	1:45.922	153.69	2.365	15:27:23.659
84 - D3	33.067	42.063	30.097	173.9	232.7	1:45.227	154.70	1.670	15:29:08.886
85 - D3	33.064	41.619	29.956	174.1	235.2	1:44.639	155.57	1.082	15:30:53.525
86 - D3	32.776	41.676	29.920	173.9	235.8	1:44.372	155.97	0.815	15:32:37.897
87 - D3	32.704	41.527	29.904	174.1	235.8	1:44.135	156.32	0.578	15:34:22.032
88 - D3	32.839	59.478	IN PIT		234.7	3:02.129	<b>P</b> 89.38	1:18.572	15:37:24.161
89 - D3	OUTLAP	1:19.611	53.983	80.0	79.8	3:22.382	80.43	1:38.825	15:40:46.543
90 - D3	1:06.692	1:18.407	35.502	159.0	80.8	3:00.601	90.13	1:17.044	15:43:47.144
91 - D3	37.858	1:20.856	40.659	155.1	210.9	2:39.373	102.14	55.816	15:46:26.517
92 - D3	42.613	56.048	40.075	149.3	167.9	2:18.736	117.33	35.179	15:48:45.253
93 - D3	44.324	1:02.255	38.668	171.1	164.6	2:25.247	112.07	41.690	15:51:10.500
94 - D3	33.499	42.103	31.530	173.0	233.2	1:47.132	151.95	3.575	15:52:57.632
95 - D3	33.585	41.859	29.969	173.3	236.8	1:45.413	154.43	1.856	15:54:43.045
96 - D3	33.170	41.659	29.917	173.0	235.2	1:44.746	155.41	1.189	15:56:27.791
97 - D3	32.840	41.627	29.882	172.5	235.2	1:44.349	156.00	0.792	15:58:12.140
98 - D3	32.724	41.516	30.062	173.0	234.2	1:44.302	156.07	0.745	15:59:56.442
99 - D3	32.918	41.629	29.941	173.3	235.2	1:44.488	155.79	0.931	16:01:40.930
100 - D3	32.802	41.408	29.857	173.9	234.2	1:44.067	156.42	0.510	16:03:24.997
101 - D3	32.644	41.471	51.599	79.5	234.7	2:05.714	129.49	22.157	16:05:30.711
102 - D3	1:06.985	1:19.523	54.437	79.0	80.0	3:20.945	81.01	1:37.388	16:08:51.656
103 - D3	1:07.227	1:19.915	54.688	79.2	79.8	3:21.830	80.65	1:38.273	16:12:13.486
104 - D3	50.607	55.744	38.634	158.1	118.4	2:24.985	112.28	41.428	16:14:38.471
105 - D3	42.774	55.758	39.556	114.8	203.7	2:18.088	117.89	34.531	16:16:56.559
106 - D3	45.759	58.796	40.822	129.9	161.4	2:25.377	111.97	41.820	16:19:21.936
107 - D3	41.703	56.276	39.557	129.4	186.2	2:17.536	118.36	33.979	16:21:39.472
108 - D3	44.179	51.911	39.224	126.7	183.3	2:15.314	120.30	31.757	16:23:54.786
109 - D3	44.252	52.260	39.186	125.8	169.0	2:15.698	119.96	32.141	16:26:10.484
110 - D3	42.805	1:03.999	32.717	173.9	188.4	2:19.521	116.67	35.964	16:28:30.005
111 - D3	33.025	42.967	29.897	172.5	234.7	1:45.889	153.73	2.332	16:30:15.894
112 - D3	32.771	41.380	29.799	173.9	234.2	1:43.950	156.60	0.393	16:31:59.844
113 - D3	32.597	41.244	29.718	174.4	234.7	1:43.559	157.19	0.002	16:33:43.403
114 - D3	32.570	41.479	29.708	174.4	235.8	1:43.757	156.89	0.200	16:35:27.160
115 - D3	32.559	41.310	29.718	173.6	234.7	1:43.587	157.15	0.030	16:37:10.747
116 - D3	32.499	41.207	IN PIT		234.7	3:05.718	<b>P</b> 87.65	1:22.161	16:40:16.465
117 - D2	OUTLAP	44.096	30.856	171.9	201.4	1:56.400	139.85	12.843	16:42:12.865
118 - D2	33.306	42.046	30.187	173.9	233.2	1:45.539	154.24	1.982	16:43:58.404
119 - D2	35.755	42.439	30.422	173.3	234.2	1:48.616	149.87	5.059	16:45:47.020
120 - D2	32.905	42.392	29.825	173.0	234.2	1:45.122	154.86	1.565	16:47:32.142
121 - D2	32.727	44.996	30.189	173.0	233.7	1:47.912	150.85	4.355	16:49:20.054
122 - D2	32.779	41.462	30.612	172.5	234.2	1:44.853	155.25	1.296	16:51:04.907
123 - D2	33.246	41.531	29.827	173.9	234.7	1:44.604	155.62	1.047	16:52:49.511
124 - D2	32.739	41.643	29.930	173.3	234.7	1:44.312	156.06	0.755	16:54:33.823
125 - D2	33.164	41.896	30.025	174.1	234.7	1:45.085	154.91	1.528	16:56:18.908
126 - D2	32.841	41.997	31.195	173.0	234.7	1:46.033	153.52	2.476	16:58:04.941

Kyalami Grand Prix Circuit

Circuit Length = 4.522 km

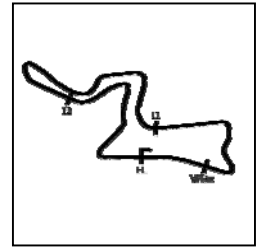
Start: 12:58 Flag 21:58 End: 22:03

Weather / Track : Showers / Wet



# Kyalami 9 Hours

## RACE - SECTOR ANALYSIS



SECTOR 1 = FL to I1,		SECTOR 2 = I1 to I2		SECTOR 3 = I2 to I3,		SECTOR 4 = I3 to FL,		DIFF = Difference To Personal Best Lap,	P = Crossed Finish Line in Pit Lane,	D = Time Disallowed	
127 - D2	32.932	41.567	29.879	174.1	234.7	1:44.378	155.96	0.821	16:59:49.319		
128 - D2	32.735	45.875	30.411	174.1	235.2	1:49.021	149.32	5.464	17:01:38.340		
129 - D2	32.871	41.947	29.839	173.9	235.2	1:44.657	155.54	1.100	17:03:22.997		
130 - D2	32.706	41.476	29.869	173.3	235.2	1:44.051	156.45	0.494	17:05:07.048		
131 - D2	32.644	41.581	29.914	173.0	234.7	1:44.139	156.32	0.582	17:06:51.187		
132 - D2	32.941	41.433	29.903	173.3	234.2	1:44.277	156.11	0.720	17:08:35.464		
133 - D2	32.780	42.125	30.029	173.9	234.2	1:44.934	155.13	1.377	17:10:20.398		
134 - D2	32.778	41.869	30.001	174.1	234.2	1:44.648	155.56	1.091	17:12:05.046		
135 - D2	32.795	41.406	29.965	174.4	235.2	1:44.166	156.28	0.609	17:13:49.212		
136 - D2	32.912	42.812	30.025	173.9	235.2	1:45.749	153.94	2.192	17:15:34.961		
137 - D2	32.825	41.516	30.114	173.9	235.2	1:44.455	155.84	0.898	17:17:19.416		
138 - D2	32.625	41.369	30.022	173.9	235.8	1:44.016	156.50	0.459	17:19:03.432		
139 - D2	32.878	41.509	29.853	173.9	234.7	1:44.240	156.17	0.683	17:20:47.672		
140 - D2	32.745	41.280	29.765	174.1	234.7	1:43.790	156.84	0.233	17:22:31.462		
141 - D2	32.718	41.961	30.180	174.4	235.8	1:44.859	155.24	1.302	17:24:16.321		
142 - D2	32.787	41.795	30.552	175.3	236.3	1:45.134	154.84	1.577	17:26:01.455		
143 - D2	33.464	42.137	30.039	174.1	232.2	1:45.640	154.10	2.083	17:27:47.095		
144 - D2	32.753	41.965	30.254	173.6	235.8	1:44.972	155.08	1.415	17:29:32.067		
145 - D2	32.784	41.818	30.163	174.7	235.8	1:44.765	155.38	1.208	17:31:16.832		
146 - D2	32.913	42.425	30.347	174.1	236.3	1:45.685	154.03	2.128	17:33:02.517		
147 - D2	32.833	41.768	29.955	175.3	235.8	1:44.556	155.69	0.999	17:34:47.073		
148 - D2	32.830	41.913	31.128	174.4	236.3	1:45.871	153.76	2.314	17:36:32.944		
149 - D2	32.901	42.233	30.382	172.2	235.8	1:45.516	154.28	1.959	17:38:18.460		
150 - D2	33.356	42.011	30.399	173.9	235.2	1:45.766	153.91	2.209	17:40:04.226		
151 - D2	33.214	42.322	29.836	174.7	236.3	1:45.372	154.49	1.815	17:41:49.598		
152 - D2	32.795	41.761	IN PIT		235.2	2:23.739	<b>P</b> 113.25	40.182	17:44:13.337		
153 - D2	OUTLAP	42.086	30.321	173.3	206.1	1:52.223	145.06	8.666	17:46:05.560		
154 - D2	33.041	41.640	29.931	173.9	234.7	1:44.612	155.61	1.055	17:47:50.172		
155 - D2	32.752	41.506	29.899	174.4	234.7	1:44.157	156.29	0.600	17:49:34.329		
156 - D2	32.790	41.722	44.047	79.5	235.2	1:58.559	137.30	15.002	17:51:32.888		
157 - D2	1:07.276	1:19.796	54.811	79.2	79.8	3:21.883	80.63	1:38.326	17:54:54.771		
158 - D2	1:07.522	1:19.809	54.864	79.0	79.6	3:22.195	80.51	1:38.638	17:58:16.966		
159 - D2	1:09.057	1:20.083	IN PIT		79.6	4:40.034	<b>P</b> 58.13	2:56.477	18:02:57.000		
160 - D2	OUTLAP	45.059	31.834	171.1	201.8	1:58.106	137.83	14.549	18:04:55.106		
161 - D2	33.985	43.368	34.470	173.3	230.7	1:51.823	145.58	8.266	18:06:46.929		
162 - D2	33.294	42.910	30.337	173.0	235.2	1:46.541	152.79	2.984	18:08:33.470		
163 - D2	33.636	41.873	29.945	174.7	235.8	1:45.454	154.37	1.897	18:10:18.924		
164 - D2	32.797	41.515	29.881	174.7	234.7	1:44.193	156.24	0.636	18:12:03.117		
165 - D2	32.873	41.619	30.028	174.1	235.2	1:44.520	155.75	0.963	18:13:47.637		
166 - D2	32.740	41.481	30.099	174.1	235.8	1:44.320	156.05	0.763	18:15:31.957		
167 - D2	32.807	41.480	29.995	174.4	236.3	1:44.282	156.10	0.725	18:17:16.239		
168 - D2	32.649	41.445	30.043	174.1	235.8	1:44.137	156.32	0.580	18:19:00.376		
169 - D2	32.927	42.692	31.653	173.6	236.3	1:47.272	151.75	3.715	18:20:47.648		
170 - D2	32.805	41.759	29.927	174.1	235.8	1:44.491	155.79	0.934	18:22:32.139		
171 - D2	32.776	41.674	29.772	174.7	235.8	1:44.222	156.19	0.665	18:24:16.361		
172 - D2	32.776	41.687	30.056	174.1	235.8	1:44.519	155.75	0.962	18:26:00.880		
173 - D2	32.749	41.470	29.899	174.1	235.2	1:44.118	156.35	0.561	18:27:44.998		
174 - D2	32.783	41.644	29.897	174.1	235.8	1:44.324	156.04	0.767	18:29:29.322		
175 - D2	32.740	41.585	30.034	174.4	234.7	1:44.359	155.99	0.802	18:31:13.681		
176 - D2	32.626	41.650	29.966	173.9	235.2	1:44.242	156.16	0.685	18:32:57.923		
177 - D2	32.741	41.509	29.857	173.9	235.2	1:44.107	156.36	0.550	18:34:42.030		
178 - D2	35.217	42.553	30.082	174.7	235.8	1:47.852	150.94	4.295	18:36:29.882		
179 - D2	32.822	41.835	30.127	173.9	236.3	1:44.784	155.35	1.227	18:38:14.666		
180 - D2	32.828	41.713	29.997	174.7	235.8	1:44.538	155.72	0.981	18:39:59.204		
181 - D2	32.583	41.698	30.086	174.4	236.3	1:44.367	155.98	0.810	18:41:43.571		
182 - D2	32.853	41.944	30.120	174.7	236.3	1:44.917	155.16	1.360	18:43:28.488		
183 - D2	32.753	41.700	30.094	174.4	237.3	1:44.547	155.71	0.990	18:45:13.035		
184 - D2	32.851	43.742	30.609	173.6	236.3	1:47.202	151.85	3.645	18:47:00.237		
185 - D2	32.919	42.481	30.475	174.4	236.3	1:45.875	153.75	2.318	18:48:46.112		
186 - D2	33.070	42.583	30.601	173.9	235.2	1:46.254	153.21	2.697	18:50:32.366		
187 - D2	33.285	42.718	30.479	175.6	234.2	1:46.482	152.88	2.925	18:52:18.848		
188 - D2	33.065	42.452	30.610	174.1	235.8	1:46.127	153.39	2.570	18:54:04.975		
189 - D2	32.993	42.384	30.486	175.6	235.8	1:45.863	153.77	2.306	18:55:50.838		
190 - D2	33.246	42.249	30.439	175.3	236.3	1:45.934	153.67	2.377	18:57:36.772		
191 - D2	33.177	42.079	30.662	175.0	236.3	1:45.918	153.69	2.361	18:59:22.690		

Weather / Track : Showers / Wet

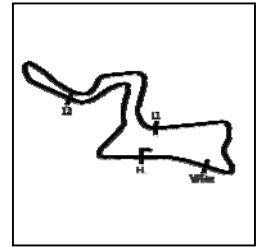
Kyalami Grand Prix Circuit

Circuit Length = 4.522 km

Start: 12:58 Flag 21:58 End: 22:03

# Kyalami 9 Hours

## RACE - SECTOR ANALYSIS



SECTOR 1 = FL to I1,		SECTOR 2 = I1 to I2		SECTOR 3 = I2 to I3,		SECTOR 4 = I3 to FL,		DIFF = Difference To Personal Best Lap,		P = Crossed Finish Line in Pit Lane,		D = Time Disallowed	
192 - D2	34.218		42.188		30.527	<b>175.8</b>	236.3		1:46.933	152.23		3.376	19:01:09.623
193 - D2	33.088		42.088		30.704	175.0	236.8		1:45.880	153.75		2.323	19:02:55.503
194 - D2	33.219		42.752		IN PIT		236.8		3:08.305	<b>P</b>	86.45	1:24.748	19:06:03.808
195 - D3	OUTLAP		42.905		30.344	174.4	189.1		1:54.241		142.49	10.684	19:07:58.049
196 - D3	33.486		42.037		30.013	173.9	233.7		1:45.536		154.25	1.979	19:09:43.585
197 - D3	32.959		41.999		30.009	173.3	234.2		1:44.967		155.08	1.410	19:11:28.552
198 - D3	32.959		43.836		30.425	174.1	234.7		1:47.220		151.82	3.663	19:13:15.772
199 - D3	32.949		42.211		30.324	174.4	236.3		1:45.484		154.32	1.927	19:15:01.256
200 - D3	33.227		42.392		30.256	175.3	235.8		1:45.875		153.75	2.318	19:16:47.131
201 - D3	33.015		41.666		30.028	173.6	236.8		1:44.709		155.47	1.152	19:18:31.840
202 - D3	32.717		41.399		29.779	174.4	235.2		1:43.895		156.68	0.338	19:20:15.735
203 - D3	32.737		41.667		30.105	174.4	234.7		1:44.509		155.76	0.952	19:22:00.244
204 - D3	32.916		42.381		29.868	174.1	236.3		1:45.165		154.79	1.608	19:23:45.409
205 - D3	32.704		41.569		<b>29.578</b>	175.0	234.7		1:43.851		156.75	0.294	19:25:29.260
206 - D3	32.695		41.602		29.634	175.0	234.7		1:43.931		156.63	0.374	19:27:13.191
207 - D3	32.696		41.621		29.884	174.4	235.8		1:44.201		156.22	0.644	19:28:57.392
208 - D3	32.776		41.834		29.916	174.4	235.8		1:44.526		155.74	0.969	19:30:41.918
<b>209 - D3</b>	<b>32.669</b>		<b>41.299</b>		<b>29.589</b>	<b>175.3</b>	<b>235.2</b>		<b>1:43.557</b>	<b>(1)</b>	<b>157.20</b>		<b>19:32:25.475</b>
210 - D3	32.796		1:03.289		54.224	79.4	235.8		2:30.309		108.30	46.752	19:34:55.784
211 - D3	1:07.199		1:19.729		IN PIT		79.7		3:50.596	<b>P</b>	70.59	2:07.039	19:38:46.380
212 - D3	OUTLAP		1:21.398		56.570	78.7	79.5		3:26.877		78.69	1:43.320	19:42:13.257
213 - D3	1:08.625		1:25.898		IN PIT		78.6		4:17.160	<b>P</b>	63.30	2:33.603	19:46:30.417
214 - D3	OUTLAP		1:21.703		56.207	77.8	78.0		3:28.501		78.07	1:44.944	19:49:58.918
215 - D3	59.402		1:26.111		1:00.667	81.8	95.0		3:26.180		78.95	1:42.623	19:53:25.098
216 - D3	1:08.603		1:20.884		55.999	94.4	94.3		3:25.486		79.22	1:41.929	19:56:50.584
217 - D3	1:00.108		1:18.648		55.668	108.3	121.8		3:14.424		83.73	1:30.867	20:00:05.008
218 - D3	58.440		1:17.050		1:00.788	118.0	129.4		3:16.278		82.93	1:32.721	20:03:21.286
219 - D3	1:03.217		1:16.118		55.985	100.2	110.6		3:15.320		83.34	1:31.763	20:06:36.606
220 - D3	59.900		1:16.955		55.277	108.1	136.5		3:12.132		84.72	1:28.575	20:09:48.738
221 - D3	1:00.050		1:37.099		1:09.066	65.8	97.6		3:46.215		71.96	2:02.658	20:13:34.953
222 - D3	1:31.186		2:02.099		1:17.539	50.2	80.4		4:50.824		55.97	3:07.267	20:18:25.777
223 - D3	1:33.279		1:36.081		1:13.420	49.2	56.5		4:22.780		61.94	2:39.223	20:22:48.557
224 - D3	1:26.114		1:39.325		1:08.635	67.4	48.9		4:14.074		64.07	2:30.517	20:27:02.631
225 - D3	1:17.649		1:29.531		1:01.198	94.7	79.5		3:48.378		71.28	2:04.821	20:30:51.009
226 - D3	1:05.605		1:23.649		57.979	90.0	77.6		3:27.233		78.55	1:43.676	20:34:18.242
227 - D3	1:09.169		1:35.490		1:03.511	85.1	93.1		3:48.170		71.34	2:04.613	20:38:06.412
228 - D3	1:09.299		1:21.526		1:02.841	81.6	90.7		3:33.666		76.18	1:50.109	20:41:40.078
229 - D3	1:13.535		1:38.484		1:07.232	64.4	73.0		3:59.251		68.04	2:15.694	20:45:39.329
230 - D3	1:19.078		1:29.287		IN PIT		65.2		3:57.824	<b>P</b>	68.45	2:14.267	20:49:37.153
231 - D3	OUTLAP		1:30.590		1:09.798	72.8	103.3		3:54.593		69.39	2:11.036	20:53:31.746
232 - D3	1:12.480		1:30.432		IN PIT		93.2		4:56.778	<b>P</b>	54.85	3:13.221	20:58:28.524
233 - D1	OUTLAP		1:12.856		43.477	119.3	83.0		3:04.425		88.27	1:20.868	21:01:32.949
234 - D1	51.477		1:16.546		1:03.841	69.4	127.3		3:11.864		84.84	1:28.307	21:04:44.813
235 - D1	1:18.347		1:17.694		53.449	68.3	67.0		3:29.490		77.70	1:45.933	21:08:14.303
236 - D1	1:00.335		1:16.357		1:06.307	55.1	101.0		3:22.999		80.19	1:39.442	21:11:37.302
237 - D1	1:14.510		1:13.204		56.284	60.5	75.2		3:23.998		79.80	1:40.441	21:15:01.300
238 - D1	1:09.583		1:09.284		1:08.837	44.0	76.3		3:27.704		78.37	1:44.147	21:18:29.004
239 - D1	1:14.750		1:16.822		1:00.962	61.6	82.3		3:32.534		76.59	1:48.977	21:22:01.538
240 - D1	1:12.280		1:10.884		51.890	61.1	74.9		3:15.054		83.45	1:31.497	21:25:16.592
241 - D1	56.909		1:08.053		51.455	72.5	139.8		2:56.417		92.27	1:12.860	21:28:13.009
242 - D1	59.665		1:06.530		48.894	100.0	109.4		2:55.089		92.97	1:11.532	21:31:08.098
243 - D1	54.709		1:06.694		42.288	166.1	145.5		2:43.691		99.45	1:00.134	21:33:51.789
244 - D1	39.072		50.924		35.795	166.9	193.5		2:05.791		129.41	22.234	21:35:57.580
245 - D1	37.451		49.385		35.586	166.9	214.7		2:02.422		132.97	18.865	21:38:00.002
246 - D1	37.131		48.265		34.415	166.9	221.3		1:59.811		135.87	16.254	21:39:59.813
247 - D1	37.336		49.004		35.359	167.1	220.4		2:01.699		133.76	18.142	21:42:01.512
248 - D1	37.401		47.901		34.157	167.4	224.0		1:59.459		136.27	15.902	21:44:00.971
249 - D1	36.588		47.832		33.987	166.9	227.8		1:58.407		137.48	14.850	21:45:59.378
250 - D1	37.158		48.753		34.252	167.4	228.3		2:00.163		135.47	16.606	21:47:59.541
251 - D1	36.432		47.318		33.757	168.2	227.3		1:57.507		138.53	13.950	21:49:57.048
252 - D1	36.169		47.808		33.767	168.2	229.2		1:57.744		138.25	14.187	21:51:54.792
253 - D1	36.183		47.562		33.646	168.2	229.2		1:57.391		138.67	13.834	21:53:52.183
254 - D1	36.078		47.298		33.693	167.9	229.2		1:57.069		139.05	13.512	21:55:49.252
255 - D1	36.257		46.978		33.542	169.5	230.2		1:56.777		139.40	13.220	21:57:46.029
256 - D1	36.193		47.012		33.481	169.2	230.7		1:56.686		139.51	13.129	21:59:42.715

Weather / Track : Showers / Wet

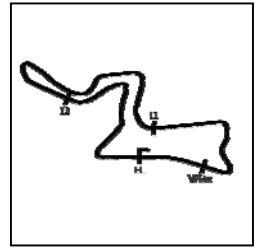
Kyalami Grand Prix Circuit

Circuit Length = 4.522 km

Start: 12:58 Flag 21:58 End: 22:03

# Kyalami 9 Hours

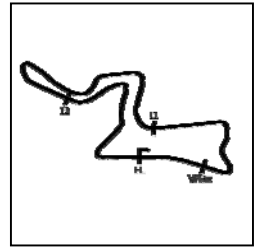
## RACE - SECTOR ANALYSIS



SECTOR 1 = FL to I1, SECTOR 2 = I1 to I2 SECTOR 3 = I2 to I3, SECTOR 4 = I3 to FL, DIFF = Difference To Personal Best Lap, P = Crossed Finish Line in Pit Lane, D = Time Disallowed

# Kyalami 9 Hours

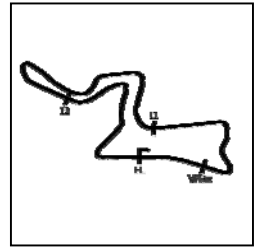
## RACE - SECTOR ANALYSIS



SECTOR 1 = FL to I1, SECTOR 2 = I1 to I2 SECTOR 3 = I2 to I3, SECTOR 4 = I3 to FL, DIFF = Difference To Personal Best Lap, P = Crossed Finish Line in Pit Lane, D = Time Disallowed

# Kyalami 9 Hours

## RACE - SECTOR ANALYSIS



SECTOR 1 = FL to I1, SECTOR 2 = I1 to I2 SECTOR 3 = I2 to I3, SECTOR 4 = I3 to FL, DIFF = Difference To Personal Best Lap, P = Crossed Finish Line in Pit Lane, D = Time Disallowed

P15 6 Silver Black Falcon				Mercedes-AMG GT3					
IDEAL LAP TIME : 1:43.430		BEST LAP TIME : 1:43.579		DIFFERENCE : 0.149					
D1: Hubert HAUPT		D2: Patrick ASSENHEIMER		D3: Sergei AFANASIEV					
LAP	SECTOR 1	SECTOR 2	SECTOR 3	SPEED TRAP	LAP TIME	KPH	DIFF	TIME OF DAY	
1 - D2		43.601	32.573	171.4	226.4	1:58.596	137.26	15.017	13:00:41.935
2 - D2	33.645	42.588	30.445	171.9	231.7	1:46.678	152.60	3.099	13:02:28.613
3 - D2	33.103	42.104	30.399	172.8	231.2	1:45.606	154.15	2.027	13:04:14.219
4 - D2	33.086	42.616	30.365	172.2	232.7	1:46.067	153.48	2.488	13:06:00.286
5 - D2	33.159	42.321	32.270	172.2	233.7	1:47.750	151.08	4.171	13:07:48.036
6 - D2	33.330	42.031	30.085	172.2	231.7	1:45.446	154.38	1.867	13:09:33.482
7 - D2	33.050	41.965	30.285	172.2	232.2	1:45.300	154.59	1.721	13:11:18.782
8 - D2	33.089	42.075	30.435	173.3	232.7	1:45.599	154.16	2.020	13:13:04.381
9 - D2	33.605	42.303	30.425	173.3	231.2	1:46.333	153.09	2.754	13:14:50.714
10 - D2	33.346	42.506	30.311	173.3	232.7	1:46.163	153.34	2.584	13:16:36.877
11 - D2	33.124	41.769	30.092	173.9	232.7	1:44.985	155.06	1.406	13:18:21.862
12 - D2	32.912	42.061	30.025	173.9	233.2	1:44.998	155.04	1.419	13:20:06.860
13 - D2	33.112	42.002	30.219	173.3	234.7	1:45.333	154.54	1.754	13:21:52.193
14 - D2	32.954	41.915	30.226	173.6	234.2	1:45.095	154.89	1.516	13:23:37.288
15 - D2	33.012	42.062	30.352	173.9	234.7	1:45.426	154.41	1.847	13:25:22.714
16 - D2	33.108	42.234	30.244	173.6	234.2	1:45.586	154.17	2.007	13:27:08.300
17 - D2	33.204	41.945	30.174	173.0	233.2	1:45.323	154.56	1.744	13:28:53.623
18 - D2	33.105	41.850	30.107	173.0	233.2	1:45.062	154.94	1.483	13:30:38.685
19 - D2	33.066	42.038	30.114	173.3	234.2	1:45.218	154.71	1.639	13:32:23.903
20 - D2	33.068	41.653	30.220	173.6	234.2	1:44.941	155.12	1.362	13:34:08.844
21 - D2	33.020	42.177	30.050	174.1	233.7	1:45.247	154.67	1.668	13:35:54.091
22 - D2	32.841	41.781	30.134	173.9	234.7	1:44.756	155.40	1.177	13:37:38.847
23 - D2	32.933	42.109	29.966	173.3	234.7	1:45.008	155.02	1.429	13:39:23.855
24 - D2	32.872	41.676	30.111	173.3	234.7	1:44.659	155.54	1.080	13:41:08.514
25 - D2	32.948	41.918	29.981	173.6	235.2	1:44.847	155.26	1.268	13:42:53.361
26 - D2	32.871	41.517	29.966	173.6	234.7	1:44.354	155.99	0.775	13:44:37.715
27 - D2	32.888	41.859	30.175	173.6	235.2	1:44.922	155.15	1.343	13:46:22.637
28 - D2	32.896	41.559	30.054	173.6	235.2	1:44.509	155.76	0.930	13:48:07.146
29 - D2	32.821	41.742	29.959	173.6	<b>236.3</b>	1:44.522	155.74	0.943	13:49:51.668
30 - D2	32.868	41.782	30.099	174.4	235.2	1:44.749	155.41	1.170	13:51:36.417
31 - D2	32.932	41.820	30.558	174.1	235.2	1:45.310	154.58	1.731	13:53:21.727
32 - D2	33.023	42.041	IN PIT		235.8	2:22.276	<b>P</b> 114.41	38.697	13:55:44.003
33 - D2	OUTLAP	41.631	30.522	172.2	206.8	1:50.739	147.00	7.160	13:57:34.742
34 - D2	32.975	41.880	30.082	172.2	231.7	1:44.937	155.13	1.358	13:59:19.679
35 - D2	33.246	41.924	30.109	171.9	231.7	1:45.279	154.62	1.700	14:01:04.958
36 - D2	33.099	41.760	30.042	172.5	232.2	1:44.901	155.18	1.322	14:02:49.859
37 - D2	33.091	41.630	30.563	172.8	231.7	1:45.284	154.62	1.705	14:04:35.143
38 - D2	33.152	42.186	30.687	172.2	231.7	1:46.025	153.54	2.446	14:06:21.168
39 - D2	32.992	41.821	30.084	172.5	231.2	1:44.897	155.19	1.318	14:08:06.065
40 - D2	33.151	41.835	30.223	173.6	231.2	1:45.209	154.73	1.630	14:09:51.274
41 - D2	33.687	42.928	30.360	172.8	230.7	1:46.975	152.17	3.396	14:11:38.249
42 - D2	32.979	41.813	30.206	172.2	232.2	1:44.998	155.04	1.419	14:13:23.247
43 - D2	32.931	41.801	30.248	172.5	231.2	1:44.980	155.06	1.401	14:15:08.227
44 - D2	33.005	41.580	29.902	173.0	232.2	1:44.487	155.80	0.908	14:16:52.714
45 - D2	32.913	41.564	30.936	173.3	231.7	1:45.413	154.43	1.834	14:18:38.127
46 - D2	33.840	41.837	30.092	173.6	232.2	1:45.769	153.91	2.190	14:20:23.896
47 - D2	32.934	41.716	30.293	173.9	234.2	1:44.943	155.12	1.364	14:22:08.839
48 - D2	32.896	41.738	29.923	173.6	234.7	1:44.557	155.69	0.978	14:23:53.396
49 - D2	32.993	41.611	31.194	174.1	233.2	1:45.798	153.87	2.219	14:25:39.194
50 - D2	33.462	41.640	30.109	173.6	229.7	1:45.211	154.72	1.632	14:27:24.405
51 - D2	32.920	41.668	30.623	173.6	232.7	1:45.211	154.72	1.632	14:29:09.616
52 - D2	32.832	41.790	30.275	173.9	233.2	1:44.897	155.19	1.318	14:30:54.513
53 - D2	32.923	41.733	30.049	173.6	232.2	1:44.705	155.47	1.126	14:32:39.218
54 - D2	32.989	41.780	29.884	173.3	230.2	1:44.653	155.55	1.074	14:34:23.871
55 - D2	32.796	41.604	29.995	173.0	232.7	1:44.395	155.93	0.816	14:36:08.266
56 - D2	32.810	41.807	29.998	173.9	233.7	1:44.615	155.61	1.036	14:37:52.881
57 - D2	33.006	41.995	29.938	174.1	232.7	1:44.939	155.13	1.360	14:39:37.820
58 - D2	32.940	41.524	30.076	173.9	233.2	1:44.540	155.72	0.961	14:41:22.360
59 - D2	32.858	41.620	30.195	173.6	233.2	1:44.673	155.52	1.094	14:43:07.033
60 - D2	32.880	41.572	30.185	173.9	234.2	1:44.637	155.57	1.058	14:44:51.670
61 - D2	32.789	41.969	30.120	173.9	232.2	1:44.878	155.22	1.299	14:46:36.548

Weather / Track : Showers / Wet

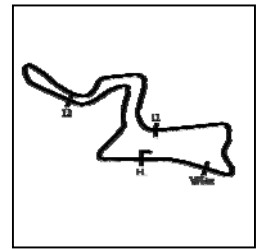
Kyalami Grand Prix Circuit

Circuit Length = 4.522 km

Start: 12:58 Flag 21:58 End: 22:03

# Kyalami 9 Hours

## RACE - SECTOR ANALYSIS



SECTOR 1 = FL to I1, SECTOR 2 = I1 to I2 SECTOR 3 = I2 to I3, SECTOR 4 = I3 to FL, DIFF = Difference To Personal Best Lap, P = Crossed Finish Line in Pit Lane, D = Time Disallowed

62 - D2	32.809	42.441	31.214	174.1	234.2	1:46.464	152.90	2.885	14:48:23.012
63 - D2	33.549	42.213	29.988	173.9	234.2	1:45.750	153.94	2.171	14:50:08.762
64 - D2	32.957	41.865	29.971	173.6	233.7	1:44.793	155.34	1.214	14:51:53.555
65 - D2	32.893	41.464	30.034	174.4	233.7	1:44.391	155.94	0.812	14:53:37.946
66 - D2	33.164	43.007	29.994	174.4	232.7	1:46.165	153.33	2.586	14:55:24.111
67 - D2	32.864	42.274	30.107	<b>174.7</b>	234.2	1:45.245	154.67	1.666	14:57:09.356
68 - D2	32.974	41.629	IN PIT		234.7	3:09.469	<b>P</b> 85.92	1:25.890	15:00:18.825
69 - D1	OUTLAP	41.911	30.014	171.4	203.3	1:50.867	146.83	7.288	15:02:09.692
70 - D1	32.814	41.878	30.126	170.8	230.7	1:44.818	155.30	1.239	15:03:54.510
71 - D1	33.017	41.648	30.123	171.1	230.7	1:44.788	155.35	1.209	15:05:39.298
72 - D1	33.201	41.830	29.822	172.5	231.2	1:44.853	155.25	1.274	15:07:24.151
73 - D1	33.643	42.096	30.086	171.9	232.2	1:45.825	153.83	2.246	15:09:09.976
74 - D1	33.150	41.937	30.345	172.5	231.7	1:45.432	154.40	1.853	15:10:55.408
75 - D1	33.138	41.512	29.899	171.9	233.2	1:44.549	155.70	0.970	15:12:39.957
76 - D1	32.921	41.620	29.867	172.5	232.7	1:44.408	155.91	0.829	15:14:24.365
77 - D1	33.062	42.213	29.893	173.3	234.2	1:45.168	154.79	1.589	15:16:09.533
78 - D1	32.883	41.410	29.916	173.3	234.2	1:44.209	156.21	0.630	15:17:53.742
79 - D1	32.784	41.546	29.804	173.3	234.2	1:44.134	156.32	0.555	15:19:37.876
80 - D1	33.112	41.740	30.373	172.5	233.7	1:45.225	154.70	1.646	15:21:23.101
81 - D1	33.683	41.910	29.902	172.5	232.7	1:45.495	154.31	1.916	15:23:08.596
82 - D1	32.931	41.738	29.880	172.8	231.7	1:44.549	155.70	0.970	15:24:53.145
83 - D1	32.852	41.535	29.852	173.3	232.2	1:44.239	156.17	0.660	15:26:37.384
84 - D1	32.786	41.560	30.180	173.3	232.7	1:44.526	155.74	0.947	15:28:21.910
85 - D1	32.898	41.668	29.943	173.0	233.2	1:44.509	155.76	0.930	15:30:06.419
86 - D1	32.833	41.966	30.044	173.0	234.2	1:44.843	155.27	1.264	15:31:51.262
87 - D1	32.919	41.784	29.887	173.6	234.2	1:44.590	155.64	1.011	15:33:35.852
88 - D1	32.787	41.501	IN PIT		233.7	2:21.517	<b>P</b> 115.03	37.938	15:35:57.369
89 - D1	OUTLAP	1:19.467	54.379	79.4	80.2	3:22.020	80.58	1:38.441	15:39:19.389
90 - D1	1:06.950	1:19.451	54.641	79.2	80.1	3:21.042	80.97	1:37.463	15:42:40.431
91 - D1	51.714	44.715	32.400	168.4	80.1	2:08.829	126.36	25.250	15:44:49.260
92 - D1	34.792	44.812	34.209	167.7	228.8	1:53.813	143.03	10.234	15:46:43.073
93 - D1	45.284	53.792	38.522	167.7	153.1	2:17.598	118.30	34.019	15:49:00.671
94 - D1	45.494	57.833	39.374	171.9	141.5	2:22.701	114.07	39.122	15:51:23.372
95 - D1	34.037	42.683	30.553	170.8	231.7	1:47.273	151.75	3.694	15:53:10.645
96 - D1	33.768	41.911	30.348	173.0	232.7	1:46.027	153.53	2.448	15:54:56.672
97 - D1	32.921	41.670	29.923	172.8	233.2	1:44.514	155.76	0.935	15:56:41.186
98 - D1	32.811	41.495	30.003	172.5	232.7	1:44.309	156.06	0.730	15:58:25.495
99 - D1	32.912	41.695	30.109	172.5	232.2	1:44.716	155.46	1.137	16:00:10.211
100 - D1	33.000	43.012	29.958	173.6	232.2	1:45.970	153.62	2.391	16:01:56.181
101 - D1	32.788	41.584	30.384	172.8	232.2	1:44.756	155.40	1.177	16:03:40.937
102 - D1	32.688	55.079	IN PIT		233.2	2:44.076	<b>P</b> 99.21	1:00.497	16:06:25.013
103 - D1	OUTLAP	1:19.756	54.572	79.5	80.1	3:22.315	80.46	1:38.736	16:09:47.328
104 - D1	1:06.909	1:19.504	42.564	170.8	80.1	3:08.977	86.14	1:25.398	16:12:56.305
105 - D1	34.495	44.761	35.751	169.2	229.7	1:55.007	141.54	11.428	16:14:51.312
106 - D1	44.032	53.887	38.046	169.5	152.5	2:15.965	119.73	32.386	16:17:07.277
107 - D1	48.119	58.203	42.598	156.5	154.2	2:28.920	109.31	45.341	16:19:36.197
108 - D1	43.444	53.824	37.178	167.1	162.8	2:14.446	121.08	30.867	16:21:50.643
109 - D1	45.398	50.964	IN PIT		125.7	3:32.875	<b>P</b> 76.47	1:49.296	16:25:23.518
110 - D1	OUTLAP	42.436	30.097	171.7	203.3	1:51.580	145.89	8.001	16:27:15.098
111 - D1	32.961	41.806	30.058	172.8	231.2	1:44.825	155.29	1.246	16:28:59.923
112 - D1	32.743	41.417	29.886	173.0	232.2	1:44.046	156.46	0.467	16:30:43.969
113 - D1	32.912	41.507	29.783	171.7	231.7	1:44.202	156.22	0.623	16:32:28.171
114 - D1	32.987	41.707	29.715	173.3	232.7	1:44.409	155.91	0.830	16:34:12.580
115 - D1	32.667	41.393	29.825	172.8	232.2	1:43.885	156.70	0.306	16:35:56.465
116 - D1	32.694	41.648	29.839	172.8	232.7	1:44.181	156.25	0.602	16:37:40.646
117 - D1	33.096	41.577	<b>29.630</b>	173.6	232.2	1:44.303	156.07	0.724	16:39:24.949
118 - D1	32.743	41.815	29.664	173.3	232.7	1:44.222	156.19	0.643	16:41:09.171
119 - D1	32.700	<b>41.205</b>	29.674	173.0	232.2	<b>1:43.579 (1)</b>	<b>157.16</b>		<b>16:42:52.750</b>
120 - D1	32.806	41.718	30.087	173.9	232.2	1:44.611	155.61	1.032	16:44:37.361
121 - D1	32.793	41.549	29.790	172.2	232.7	1:44.132	156.33	0.553	16:46:21.493
122 - D1	33.000	41.500	29.823	172.8	232.7	1:44.323	156.04	0.744	16:48:05.816
123 - D1	32.791	41.639	29.748	172.2	232.2	1:44.178	156.26	0.599	16:49:49.994
124 - D1	32.768	41.559	29.697	172.8	231.7	1:44.024	156.49	0.445	16:51:34.018
125 - D1	33.036	41.688	29.833	173.0	232.2	1:44.557	155.69	0.978	16:53:18.575
126 - D1	33.000	41.895	29.677	172.8	232.7	1:44.572	155.67	0.993	16:55:03.147

Weather / Track : Showers / Wet

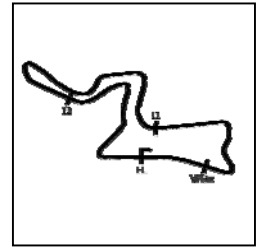
Kyalami Grand Prix Circuit

Circuit Length = 4.522 km

Start: 12:58 Flag 21:58 End: 22:03

# Kyalami 9 Hours

## RACE - SECTOR ANALYSIS



SECTOR 1 = FL to I1, SECTOR 2 = I1 to I2 SECTOR 3 = I2 to I3, SECTOR 4 = I3 to FL, DIFF = Difference To Personal Best Lap, P = Crossed Finish Line in Pit Lane, D = Time Disallowed

127 - D1	32.946	41.580	29.764	173.0	232.7	1:44.290	156.09	0.711	16:56:47.437
128 - D1	33.390	41.592	29.710	173.3	232.2	1:44.692	155.49	1.113	16:58:32.129
129 - D1	32.884	41.543	29.683	173.0	232.2	1:44.110	156.36	0.531	17:00:16.239
130 - D1	33.245	41.300	29.833	172.8	231.7	1:44.378	155.96	0.799	17:02:00.617
131 - D1	33.041	41.566	29.731	173.6	232.2	1:44.338	156.02	0.759	17:03:44.955
132 - D1	33.015	41.879	29.764	173.0	232.7	1:44.658	155.54	1.079	17:05:29.613
133 - D1	32.845	42.045	29.916	172.8	231.7	1:44.806	155.32	1.227	17:07:14.419
134 - D1	32.810	41.490	29.720	173.0	231.7	1:44.020	156.50	0.441	17:08:58.439
135 - D1	32.905	41.771	29.812	172.8	232.2	1:44.488	155.79	0.909	17:10:42.927
136 - D1	33.018	42.016	29.831	173.0	232.2	1:44.865	155.23	1.286	17:12:27.792
137 - D1	33.068	41.853	29.805	173.9	232.7	1:44.726	155.44	1.147	17:14:12.518
138 - D1	33.011	41.806	29.772	173.6	233.2	1:44.589	155.64	1.010	17:15:57.107
139 - D1	32.902	41.742	29.843	173.9	232.7	1:44.487	155.80	0.908	17:17:41.594
140 - D1	32.891	41.954	32.138	173.6	233.7	1:46.983	152.16	3.404	17:19:28.577
141 - D1	32.968	42.053	29.846	174.1	233.7	1:44.867	155.23	1.288	17:21:13.444
142 - D1	33.254	41.847	29.808	173.3	233.2	1:44.909	155.17	1.330	17:22:58.353
143 - D1	32.779	41.978	29.771	172.5	233.7	1:44.528	155.74	0.949	17:24:42.881
144 - D1	33.014	41.833	29.990	173.3	232.2	1:44.837	155.28	1.258	17:26:27.718
145 - D1	33.114	42.155	IN PIT		232.7	3:06.403	<b>P</b> 87.33	1:22.824	17:29:34.121
146 - D2	OUTLAP	43.712	31.569	171.7	200.7	1:55.935	140.41	12.356	17:31:30.056
147 - D2	33.395	42.400	30.442	171.9	229.7	1:46.237	153.23	2.658	17:33:16.293
148 - D2	33.089	41.963	29.927	173.0	231.2	1:44.979	155.07	1.400	17:35:01.272
149 - D2	32.833	41.557	30.033	171.7	231.2	1:44.423	155.89	0.844	17:36:45.695
150 - D2	32.788	42.010	29.808	173.0	231.2	1:44.606	155.62	1.027	17:38:30.301
151 - D2	33.011	41.490	29.966	172.2	232.2	1:44.467	155.83	0.888	17:40:14.768
152 - D2	33.324	41.515	29.892	172.8	231.7	1:44.731	155.43	1.152	17:41:59.499
153 - D2	33.042	41.562	29.963	172.5	231.7	1:44.567	155.68	0.988	17:43:44.066
154 - D2	32.925	41.458	29.943	172.2	231.2	1:44.326	156.04	0.747	17:45:28.392
155 - D2	33.564	41.640	29.979	172.8	231.2	1:45.183	154.77	1.604	17:47:13.575
156 - D2	33.176	41.951	29.848	173.3	232.7	1:44.975	155.07	1.396	17:48:58.550
157 - D2	32.935	41.490	29.881	173.3	232.7	1:44.306	156.07	0.727	17:50:42.856
158 - D2	48.413	1:19.185	IN PIT		232.2	3:20.265	<b>P</b> 81.28	1:36.686	17:54:03.121
159 - D2	OUTLAP	1:19.434	54.433	79.1	80.2	3:21.858	80.64	1:38.279	17:57:24.979
160 - D2	1:06.955	1:20.062	55.137	79.2	80.1	3:22.154	80.52	1:38.575	18:00:47.133
161 - D2	1:07.695	55.732	33.061	169.2	77.7	2:36.488	104.02	52.909	18:03:23.621
162 - D2	34.233	43.551	31.105	170.8	228.3	1:48.889	149.50	5.310	18:05:12.510
163 - D2	33.907	42.915	30.119	172.8	229.2	1:46.941	152.22	3.362	18:06:59.451
164 - D2	33.106	41.705	30.144	171.9	232.2	1:44.955	155.10	1.376	18:08:44.406
165 - D2	33.135	41.625	30.158	173.0	231.7	1:44.918	155.16	1.339	18:10:29.324
166 - D2	32.933	41.471	29.979	173.0	232.7	1:44.383	155.95	0.804	18:12:13.707
167 - D2	32.997	41.870	29.923	173.3	233.7	1:44.790	155.35	1.211	18:13:58.497
168 - D2	32.806	41.651	30.272	173.0	234.7	1:44.729	155.44	1.150	18:15:43.226
169 - D2	33.066	41.491	29.861	173.3	234.2	1:44.418	155.90	0.839	18:17:27.644
170 - D2	32.770	41.731	29.966	173.0	234.2	1:44.467	155.83	0.888	18:19:12.111
171 - D2	32.794	41.550	30.180	173.3	233.7	1:44.524	155.74	0.945	18:20:56.635
172 - D2	32.912	41.391	29.734	173.6	232.7	1:44.037	156.47	0.458	18:22:40.672
173 - D2	32.683	41.552	29.785	172.8	233.2	1:44.020	156.50	0.441	18:24:24.692
174 - D2	32.776	41.643	29.812	173.6	233.2	1:44.231	156.18	0.652	18:26:08.923
175 - D2	32.814	41.414	29.760	173.0	232.7	1:43.988	156.54	0.409	18:27:52.911
176 - D2	32.670	41.433	29.905	173.6	233.2	1:44.008	156.51	0.429	18:29:36.919
177 - D2	32.696	41.453	29.698	172.8	232.7	1:43.847	156.76	0.268	18:31:20.766
178 - D2	32.595	41.315	29.691	173.6	232.7	1:43.601	157.13	0.022	18:33:04.367
179 - D2	32.650	41.334	29.723	173.3	233.2	1:43.707	156.97	0.128	18:34:48.074
180 - D2	32.738	41.506	29.932	173.9	232.7	1:44.176	156.26	0.597	18:36:32.250
181 - D2	32.616	41.455	29.945	172.8	233.7	1:44.016	156.50	0.437	18:38:16.266
182 - D2	32.819	41.491	29.864	174.1	233.7	1:44.174	156.26	0.595	18:40:00.440
183 - D2	32.696	41.547	29.793	173.9	234.7	1:44.036	156.47	0.457	18:41:44.476
184 - D2	32.788	41.568	30.010	173.6	234.2	1:44.366	155.98	0.787	18:43:28.842
185 - D2	32.900	41.666	29.996	173.9	233.2	1:44.562	155.68	0.983	18:45:13.404
186 - D2	32.901	41.745	29.834	173.9	234.2	1:44.480	155.81	0.901	18:46:57.884
187 - D2	32.785	41.552	30.019	173.9	233.2	1:44.356	155.99	0.777	18:48:42.240
188 - D2	32.883	41.745	29.987	173.9	231.7	1:44.615	155.61	1.036	18:50:26.855
189 - D2	32.885	41.650	30.033	174.4	231.7	1:44.568	155.68	0.989	18:52:11.423
190 - D2	32.866	41.757	30.632	173.6	233.2	1:45.255	154.66	1.676	18:53:56.678
191 - D2	33.134	41.810	IN PIT		233.2	3:07.117	<b>P</b> 87.00	1:23.538	18:57:03.795

Weather / Track : Showers / Wet

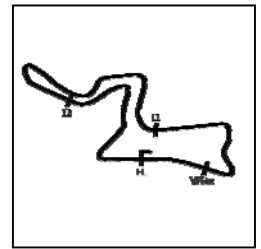
Kyalami Grand Prix Circuit

Circuit Length = 4.522 km

Start: 12:58 Flag 21:58 End: 22:03

# Kyalami 9 Hours

## RACE - SECTOR ANALYSIS



SECTOR 1 = FL to I1, SECTOR 2 = I1 to I2 SECTOR 3 = I2 to I3, SECTOR 4 = I3 to FL, DIFF = Difference To Personal Best Lap, P = Crossed Finish Line in Pit Lane, D = Time Disallowed

192 - D3	OUTLAP	44.179	31.965	171.4	190.4	1:56.769	139.41	13.190	18:59:00.564
193 - D3	33.307	43.100	30.783	173.3	231.2	1:47.190	151.87	3.611	19:00:47.754
194 - D3	33.264	42.606	30.885	172.5	230.7	1:46.755	152.49	3.176	19:02:34.509
195 - D3	33.086	44.039	30.549	172.8	230.7	1:47.674	151.18	4.095	19:04:22.183
196 - D3	32.937	42.835	30.925	172.8	232.2	1:46.697	152.57	3.118	19:06:08.880
197 - D3	33.038	42.490	30.444	173.3	231.7	1:45.972	153.61	2.393	19:07:54.852
198 - D3	33.236	42.768	30.410	174.4	232.2	1:46.414	152.97	2.835	19:09:41.266
199 - D3	33.086	42.735	30.571	172.8	232.2	1:46.392	153.01	2.813	19:11:27.658
200 - D3	33.150	42.541	30.550	173.6	231.7	1:46.241	153.22	2.662	19:13:13.899
201 - D3	33.164	42.458	31.341	172.2	232.2	1:46.963	152.19	3.384	19:15:00.862
202 - D3	33.193	42.384	30.439	173.3	232.7	1:46.016	153.55	2.437	19:16:46.878
203 - D3	33.676	42.461	31.114	171.9	232.7	1:47.251	151.78	3.672	19:18:34.129
204 - D3	33.488	42.146	30.195	173.0	232.7	1:45.829	153.82	2.250	19:20:19.958
205 - D3	33.096	42.024	30.146	173.6	232.2	1:45.266	154.64	1.687	19:22:05.224
206 - D3	33.096	42.114	30.241	173.6	232.2	1:45.451	154.37	1.872	19:23:50.675
207 - D3	33.190	44.069	30.538	173.9	232.2	1:47.797	151.01	4.218	19:25:38.472
208 - D3	33.000	41.969	30.232	173.6	232.2	1:45.201	154.74	1.622	19:27:23.673
209 - D3	33.163	43.403	30.168	173.9	233.2	1:46.734	152.52	3.155	19:29:10.407
210 - D3	33.225	42.579	30.286	174.1	231.7	1:46.090	153.44	2.511	19:30:56.497
211 - D3	33.307	42.557	30.268	173.9	232.2	1:46.132	153.38	2.553	19:32:42.629
212 - D3	34.354	1:20.412	IN PIT		232.2	2:55.992	P 92.49	1:12.413	19:35:38.621
213 - D3	OUTLAP	1:19.636	54.547	79.5	80.1	3:22.178	80.51	1:38.599	19:39:00.799
214 - D3	1:06.783	1:20.368	IN PIT		80.1	4:37.946	P 58.56	2:54.367	19:43:38.745
215 - D3	OUTLAP	1:41.316	55.452	79.2	79.2	3:46.732	71.79	2:03.153	19:47:25.477
216 - D3	1:07.158	1:19.713	48.826	157.4	80.1	3:15.697	83.18	1:32.118	19:50:41.174
217 - D3	9:10.918	54.386	38.809	160.7	179.7	10:44.113	25.27	9:00.534	20:01:25.287
218 - D3	40.835	51.719	41.629	72.5	171.7	2:14.183	121.32	30.604	20:03:39.470
219 - D3	1:04.357	1:12.208	IN PIT		108.6	3:26.508	P 78.83	1:42.929	20:07:05.978
220 - D3	OUTLAP	1:14.568	57.327	70.8	180.9	2:59.674	90.60	1:16.095	20:10:05.652
221 - D3	1:00.430	1:47.760	1:06.640	55.5	81.3	3:54.830	69.32	2:11.251	20:14:00.482
222 - D3	1:29.312	2:02.319	1:19.645	59.6	60.2	4:51.276	55.88	3:07.697	20:18:51.758
223 - D3	1:33.563	1:31.114	1:13.138	50.6	58.8	4:17.815	63.14	2:34.236	20:23:09.573
224 - D3	1:27.864	1:39.712	1:07.533	62.5	73.6	4:15.109	63.81	2:31.530	20:27:24.682
225 - D3	1:17.960	1:27.910	1:01.087	86.0	63.0	3:46.957	71.72	2:03.378	20:31:11.639
226 - D3	1:04.167	1:24.510	54.358	74.0	72.4	3:23.035	80.17	1:39.456	20:34:34.674
227 - D3	1:07.142	1:36.571	1:04.757	69.3	107.2	3:48.470	71.25	2:04.891	20:38:23.144
228 - D3	1:08.914	1:21.742	1:02.742	63.5	86.9	3:33.398	76.28	1:49.819	20:41:56.542
229 - D3	1:12.285	1:41.757	1:04.538	83.9	69.1	3:58.580	68.23	2:15.001	20:45:55.122
230 - D3	1:17.792	1:30.627	57.364	100.9	64.9	3:45.783	72.10	2:02.204	20:49:40.905
231 - D3	1:12.830	1:30.575	1:08.997	74.8	98.0	3:52.402	70.04	2:08.823	20:53:33.307
232 - D3	1:12.669	1:30.706	IN PIT		94.2	3:52.729	P 69.94	2:09.150	20:57:26.036
233 - D3	OUTLAP	1:18.467	56.964	57.6	128.7	3:31.908	76.82	1:48.329	21:00:57.944
234 - D3	1:04.299	1:29.522	1:04.049	67.7	82.2	3:37.870	74.71	1:54.291	21:04:35.814
235 - D3	1:17.136	1:20.564	53.154	69.9	89.1	3:30.854	77.20	1:47.275	21:08:06.668
236 - D3	58.379	1:17.131	1:05.655	66.7	119.0	3:21.165	80.92	1:37.586	21:11:27.833
237 - D3	1:10.976	1:17.746	56.719	68.0	64.9	3:25.441	79.24	1:41.862	21:14:53.274
238 - D3	1:05.254	1:14.432	1:04.784	56.4	115.1	3:24.470	79.61	1:40.891	21:18:17.744
239 - D3	1:11.284	1:23.375	59.238	73.8	84.7	3:33.897	76.10	1:50.318	21:21:51.641
240 - D3	1:10.735	1:13.681	52.798	79.2	107.5	3:17.214	82.54	1:33.635	21:25:08.855
241 - D3	55.606	1:09.307	51.722	109.6	152.5	2:56.635	92.16	1:13.056	21:28:05.490
242 - D3	57.780	1:09.112	49.688	80.1	126.0	2:56.580	92.19	1:13.001	21:31:02.070
243 - D3	52.091	1:10.810	41.076	164.6	110.5	2:43.977	99.27	1:00.398	21:33:46.047
244 - D3	39.134	49.919	36.059	163.6	185.2	2:05.112	130.11	21.533	21:35:51.159
245 - D3	39.493	49.303	36.529	164.3	203.7	2:05.325	129.89	21.746	21:37:56.484
246 - D3	38.035	48.939	35.388	164.1	209.3	2:02.362	133.04	18.783	21:39:58.846
247 - D3	38.058	48.703	34.807	164.8	214.2	2:01.568	133.91	17.989	21:42:00.414
248 - D3	39.046	49.084	34.641	165.6	216.4	2:02.771	132.59	19.192	21:44:03.185
249 - D3	37.232	47.836	34.394	164.6	221.7	1:59.462	136.27	15.883	21:46:02.647
250 - D3	37.474	47.713	34.070	165.6	221.7	1:59.257	136.50	15.678	21:48:01.904
251 - D3	37.085	47.168	33.988	166.1	223.1	1:58.241	137.67	14.662	21:50:00.145
252 - D3	36.814	46.941	34.039	166.9	224.5	1:57.794	138.20	14.215	21:51:57.939
253 - D3	36.571	47.026	33.870	167.4	225.4	1:57.467	138.58	13.888	21:53:55.406
254 - D3	36.467	47.132	34.001	167.7	226.4	1:57.600	138.42	14.021	21:55:53.006
255 - D3	36.568	47.424	34.004	167.9	226.4	1:57.996	137.96	14.417	21:57:51.002
256 - D3	36.936	47.595	34.990	166.9	226.8	1:59.521	136.20	15.942	21:59:50.523

Weather / Track : Showers / Wet

Kyalami Grand Prix Circuit

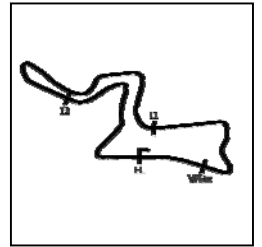
Circuit Length = 4.522 km

Start: 12:58 Flag 21:58 End: 22:03



# Kyalami 9 Hours

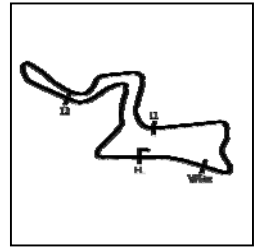
## RACE - SECTOR ANALYSIS



SECTOR 1 = FL to I1, SECTOR 2 = I1 to I2 SECTOR 3 = I2 to I3, SECTOR 4 = I3 to FL, DIFF = Difference To Personal Best Lap, P = Crossed Finish Line in Pit Lane, D = Time Disallowed

# Kyalami 9 Hours

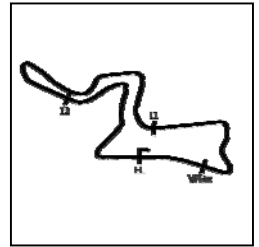
## RACE - SECTOR ANALYSIS



SECTOR 1 = FL to I1, SECTOR 2 = I1 to I2 SECTOR 3 = I2 to I3, SECTOR 4 = I3 to FL, DIFF = Difference To Personal Best Lap, P = Crossed Finish Line in Pit Lane, D = Time Disallowed

# Kyalami 9 Hours

## RACE - SECTOR ANALYSIS



SECTOR 1 = FL to I1, SECTOR 2 = I1 to I2 SECTOR 3 = I2 to I3, SECTOR 4 = I3 to FL, DIFF = Difference To Personal Best Lap, P = Crossed Finish Line in Pit Lane, D = Time Disallowed

**P16 22 Silver WTM Racing powered by Rinaldi Ferrari 488 GT3**

IDEAL LAP TIME : 1:43.233 BEST LAP TIME : 1:43.241 DIFFERENCE : 0.008

D1: Leonard WEISS D2: Jochen KRUMBACH D3: David PEREL

LAP	SECTOR 1	SECTOR 2	SECTOR 3	SPEED TRAP	LAP TIME	KPH	DIFF	TIME OF DAY	
1 - D3		43.937	31.895	170.6	213.0	1:59.294	136.46	16.053	13:00:42.633
2 - D3	34.681	42.461	30.349	170.3	232.2	1:47.491	151.44	4.250	13:02:30.124
3 - D3	33.250	42.341	30.272	172.2	232.7	1:45.863	153.77	2.622	13:04:15.987
4 - D3	33.258	42.647	30.225	171.1	231.7	1:46.130	153.38	2.889	13:06:02.117
5 - D3	33.218	42.454	30.683	169.5	231.7	1:46.355	153.06	3.114	13:07:48.472
6 - D3	33.520	42.144	30.316	169.0	228.8	1:45.980	153.60	2.739	13:09:34.452
7 - D3	33.176	42.217	30.282	169.8	230.7	1:45.675	154.04	2.434	13:11:20.127
8 - D3	33.270	42.272	30.128	170.0	230.7	1:45.670	154.05	2.429	13:13:05.797
9 - D3	33.235	42.193	30.240	170.3	232.7	1:45.668	154.05	2.427	13:14:51.465
10 - D3	33.183	42.678	30.387	170.6	232.7	1:46.248	153.21	3.007	13:16:37.713
11 - D3	33.155	42.521	30.128	171.1	229.7	1:45.804	153.86	2.563	13:18:23.517
12 - D3	33.067	41.879	30.126	171.1	231.2	1:45.072	154.93	1.831	13:20:08.589
13 - D3	33.055	41.998	30.166	170.8	232.2	1:45.219	154.71	1.978	13:21:53.808
14 - D3	33.101	42.234	30.311	171.1	231.2	1:45.646	154.09	2.405	13:23:39.454
15 - D3	33.129	42.035	30.079	171.7	231.7	1:45.243	154.68	2.002	13:25:24.697
16 - D3	33.116	42.410	30.022	170.8	232.2	1:45.548	154.23	2.307	13:27:10.245
17 - D3	33.323	41.948	30.206	170.8	231.7	1:45.477	154.33	2.236	13:28:55.722
18 - D3	33.050	41.962	30.104	170.8	231.2	1:45.116	154.86	1.875	13:30:40.838
19 - D3	32.968	41.888	30.207	170.6	230.7	1:45.063	154.94	1.822	13:32:25.901
20 - D3	33.254	41.977	29.992	170.8	230.7	1:45.223	154.71	1.982	13:34:11.124
21 - D3	33.064	41.925	30.411	171.7	231.2	1:45.400	154.45	2.159	13:35:56.524
22 - D3	32.989	41.833	29.937	171.7	230.7	1:44.759	155.39	1.518	13:37:41.283
23 - D3	33.025	41.881	29.990	171.4	232.2	1:44.896	155.19	1.655	13:39:26.179
24 - D3	33.213	41.845	30.029	170.8	231.7	1:45.087	154.91	1.846	13:41:11.266
25 - D3	33.010	41.834	30.076	171.1	232.2	1:44.920	155.15	1.679	13:42:56.186
26 - D3	32.958	41.905	30.012	171.7	233.2	1:44.875	155.22	1.634	13:44:41.061
27 - D3	33.041	41.870	29.998	172.2	232.7	1:44.909	155.17	1.668	13:46:25.970
28 - D3	32.918	41.707	30.100	171.7	233.2	1:44.725	155.44	1.484	13:48:10.695
29 - D3	32.886	41.637	29.901	172.5	233.2	1:44.424	155.89	1.183	13:49:55.119
30 - D3	32.898	41.700	29.838	171.9	232.2	1:44.436	155.87	1.195	13:51:39.555
31 - D3	32.803	41.799	30.658	171.7	232.2	1:45.260	154.65	2.019	13:53:24.815
32 - D3	32.948	41.888	30.015	172.5	233.7	1:44.851	155.26	1.610	13:55:09.666
33 - D3	32.903	41.785	29.893	171.9	233.7	1:44.581	155.66	1.340	13:56:54.247
34 - D3	32.925	41.590	29.921	171.9	233.7	1:44.436	155.87	1.195	13:58:38.683
35 - D3	32.817	41.684	IN PIT		232.2	3:08.515	P 86.35	1:25.274	14:01:47.198
36 - D1	OUTLAP	44.177	31.413	169.5	200.0	1:56.297	139.97	13.056	14:03:43.495
37 - D1	33.485	43.072	30.627	170.0	229.2	1:47.184	151.88	3.943	14:05:30.679
38 - D1	33.242	42.266	30.268	170.3	228.8	1:45.776	153.90	2.535	14:07:16.455
39 - D1	33.147	42.231	30.247	169.8	228.8	1:45.625	154.12	2.384	14:09:02.080
40 - D1	33.049	42.032	30.144	170.6	228.8	1:45.225	154.70	1.984	14:10:47.305
41 - D1	33.237	42.174	30.181	170.8	228.8	1:45.592	154.17	2.351	14:12:32.897
42 - D1	33.356	42.428	30.327	169.5	229.7	1:46.111	153.41	2.870	14:14:19.008
43 - D1	33.259	42.200	30.199	170.8	229.2	1:45.658	154.07	2.417	14:16:04.666
44 - D1	33.235	42.189	30.137	170.8	229.7	1:45.561	154.21	2.320	14:17:50.227
45 - D1	33.714	42.129	30.255	171.1	230.7	1:46.098	153.43	2.857	14:19:36.325
46 - D1	33.299	42.099	30.364	171.1	231.2	1:45.762	153.92	2.521	14:21:22.087
47 - D1	33.105	42.057	30.312	171.4	231.7	1:45.474	154.34	2.233	14:23:07.561
48 - D1	33.046	42.081	30.060	170.6	230.7	1:45.187	154.76	1.946	14:24:52.748
49 - D1	33.257	42.577	30.658	170.6	230.7	1:46.492	152.86	3.251	14:26:39.240
50 - D1	33.327	42.170	30.344	171.4	229.7	1:45.841	153.80	2.600	14:28:25.081
51 - D1	33.415	42.388	30.193	172.2	231.2	1:45.996	153.58	2.755	14:30:11.077
52 - D1	33.021	42.168	30.253	171.1	230.7	1:45.442	154.39	2.201	14:31:56.519
53 - D1	33.163	42.230	30.415	171.7	229.7	1:45.808	153.85	2.567	14:33:42.327
54 - D1	33.507	42.256	30.185	171.4	229.7	1:45.948	153.65	2.707	14:35:28.275
55 - D1	33.068	42.014	30.096	171.7	231.2	1:45.178	154.77	1.937	14:37:13.453
56 - D1	33.092	42.165	30.111	170.8	231.2	1:45.368	154.49	2.127	14:38:58.821
57 - D1	33.356	41.885	30.923	171.1	230.2	1:46.164	153.34	2.923	14:40:44.985
58 - D1	33.416	42.377	30.163	171.4	231.2	1:45.956	153.64	2.715	14:42:30.941
59 - D1	33.005	41.960	30.628	172.2	231.2	1:45.593	154.16	2.352	14:44:16.534
60 - D1	33.053	42.517	30.212	171.4	231.7	1:45.782	153.89	2.541	14:46:02.316
61 - D1	33.017	42.023	30.069	171.7	231.2	1:45.109	154.87	1.868	14:47:47.425

Kyalami Grand Prix Circuit

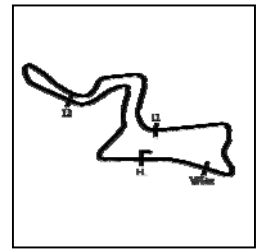
Circuit Length = 4.522 km

Start: 12:58 Flag 21:58 End: 22:03

Weather / Track : Showers / Wet

# Kyalami 9 Hours

## RACE - SECTOR ANALYSIS



SECTOR 1 = FL to I1, SECTOR 2 = I1 to I2 SECTOR 3 = I2 to I3, SECTOR 4 = I3 to FL, DIFF = Difference To Personal Best Lap, P = Crossed Finish Line in Pit Lane, D = Time Disallowed

62 - D1	32.991	42.318	30.288	172.2	231.7	1:45.597	154.16	2.356	14:49:33.022
63 - D1	33.110	42.188	30.201	171.9	231.2	1:45.499	154.30	2.258	14:51:18.521
64 - D1	34.161	42.368	30.381	171.9	230.7	1:46.910	152.27	3.669	14:53:05.431
65 - D1	33.403	41.995	30.325	171.9	232.2	1:45.723	153.97	2.482	14:54:51.154
66 - D1	32.941	41.804	29.949	171.7	231.7	1:44.694	155.49	1.453	14:56:35.848
67 - D1	33.008	42.014	30.023	171.1	232.7	1:45.045	154.97	1.804	14:58:20.893
68 - D1	33.029	41.732	29.943	170.3	232.2	1:44.704	155.47	1.463	15:00:05.597
69 - D1	33.056	41.876	29.983	171.7	231.2	1:44.915	155.16	1.674	15:01:50.512
70 - D1	33.267	41.933	30.388	171.4	232.2	1:45.588	154.17	2.347	15:03:36.100
71 - D1	33.358	43.728	IN PIT		231.7	2:25.737	P 111.70	42.496	15:06:01.837
72 - D1	OUTLAP	42.397	30.353	170.6	202.6	1:51.891	145.49	8.650	15:07:53.728
73 - D1	33.155	42.162	30.011	170.6	230.2	1:45.328	154.55	2.087	15:09:39.056
74 - D1	33.181	42.072	30.084	170.6	230.2	1:45.337	154.54	2.096	15:11:24.393
75 - D1	33.192	41.866	30.249	171.4	231.7	1:45.307	154.58	2.066	15:13:09.700
76 - D1	33.035	41.930	30.085	171.9	231.7	1:45.050	154.96	1.809	15:14:54.750
77 - D1	33.102	42.087	29.845	172.5	231.2	1:45.034	154.98	1.793	15:16:39.784
78 - D1	33.282	42.340	30.261	171.7	233.7	1:45.883	153.74	2.642	15:18:25.667
79 - D1	33.235	43.026	30.632	171.4	231.7	1:46.893	152.29	3.652	15:20:12.560
80 - D1	33.357	42.275	30.220	171.1	232.2	1:45.852	153.79	2.611	15:21:58.412
81 - D1	33.326	42.420	30.238	170.8	231.7	1:45.984	153.60	2.743	15:23:44.396
82 - D1	33.038	42.363	30.120	171.4	230.2	1:45.521	154.27	2.280	15:25:29.917
83 - D1	33.268	42.195	30.994	171.9	230.7	1:46.457	152.91	3.216	15:27:16.374
84 - D1	33.188	42.386	30.225	172.8	231.2	1:45.799	153.86	2.558	15:29:02.173
85 - D1	32.996	42.193	30.044	171.4	233.2	1:45.233	154.69	1.992	15:30:47.406
86 - D1	33.205	42.395	30.363	171.9	232.2	1:45.963	153.63	2.722	15:32:33.369
87 - D1	33.232	42.553	30.064	172.2	232.7	1:45.849	153.79	2.608	15:34:19.218
88 - D1	33.190	1:00.627	IN PIT		232.2	3:48.401	P 71.27	2:05.160	15:38:07.619
89 - D2	OUTLAP	1:19.670	54.476	79.5	80.1	3:25.739	79.12	1:42.498	15:41:33.358
90 - D2	1:06.857	1:04.912	35.382	163.6	80.1	2:47.151	97.39	1:03.910	15:44:20.509
91 - D2	38.318	54.319	40.044	119.0	208.8	2:12.681	122.69	29.440	15:46:33.190
92 - D2	43.833	54.853	39.658	103.1	167.4	2:18.344	117.67	35.103	15:48:51.534
93 - D2	43.595	1:01.178	38.844	171.7	179.1	2:23.617	113.35	40.376	15:51:15.151
94 - D2	33.721	42.204	31.101	170.8	231.7	1:47.026	152.10	3.785	15:53:02.177
95 - D2	33.553	42.832	30.403	170.8	233.2	1:46.788	152.44	3.547	15:54:48.965
96 - D2	33.716	43.605	30.315	171.4	233.2	1:47.636	151.24	4.395	15:56:36.601
97 - D2	33.016	41.712	30.351	171.1	232.7	1:45.079	154.92	1.838	15:58:21.680
98 - D2	33.016	41.721	30.082	170.8	231.7	1:44.819	155.30	1.578	16:00:06.499
99 - D2	32.973	42.171	30.042	170.6	231.7	1:45.186	154.76	1.945	16:01:51.685
100 - D2	32.917	41.768	29.919	171.1	230.7	1:44.604	155.62	1.363	16:03:36.289
101 - D2	32.994	50.926	IN PIT		231.7	2:41.778	P 100.62	58.537	16:06:18.067
102 - D2	OUTLAP	1:19.392	54.252	79.2	80.4	3:21.520	80.78	1:38.279	16:09:39.587
103 - D2	1:06.881	1:19.466	46.437	134.6	79.8	3:12.784	84.44	1:29.543	16:12:52.371
104 - D2	37.005	44.668	34.736	147.3	184.9	1:56.409	139.84	13.168	16:14:48.780
105 - D2	43.575	54.905	37.311	162.8	138.1	2:15.791	119.88	32.550	16:17:04.571
106 - D2	48.121	58.470	41.454	133.0	128.2	2:28.045	109.96	44.804	16:19:32.616
107 - D2	42.787	55.470	36.253	149.7	157.4	2:14.510	121.02	31.269	16:21:47.126
108 - D2	45.418	52.002	37.410	118.9	128.7	2:14.830	120.73	31.589	16:24:01.956
109 - D2	44.490	52.008	38.825	103.7	139.7	2:15.323	120.29	32.082	16:26:17.279
110 - D2	45.005	59.460	32.147	171.9	153.8	2:16.612	119.16	33.371	16:28:33.891
111 - D2	33.196	42.888	30.380	171.1	233.2	1:46.464	152.90	3.223	16:30:20.355
112 - D2	32.952	41.898	29.975	171.4	233.2	1:44.825	155.29	1.584	16:32:05.180
113 - D2	33.059	41.838	30.133	171.9	233.2	1:45.030	154.99	1.789	16:33:50.210
114 - D2	34.215	42.015	29.887	170.8	233.2	1:46.117	153.40	2.876	16:35:36.327
115 - D2	32.835	42.165	29.909	171.4	232.2	1:44.909	155.17	1.668	16:37:21.236
116 - D2	32.865	41.961	29.742	171.4	232.7	1:44.568	155.68	1.327	16:39:05.804
117 - D2	32.873	41.699	29.779	171.7	231.2	1:44.351	156.00	1.110	16:40:50.155
118 - D2	32.856	41.825	30.290	171.7	231.2	1:44.971	155.08	1.730	16:42:35.126
119 - D2	32.909	41.744	29.982	171.9	231.7	1:44.635	155.58	1.394	16:44:19.761
120 - D2	33.038	41.893	30.542	171.9	230.7	1:45.473	154.34	2.232	16:46:05.234
121 - D2	34.115	42.745	30.194	171.7	232.2	1:47.054	152.06	3.813	16:47:52.288
122 - D2	33.076	43.480	30.088	171.1	231.7	1:46.644	152.64	3.403	16:49:38.932
123 - D2	32.891	41.814	29.943	171.1	232.2	1:44.648	155.56	1.407	16:51:23.580
124 - D2	32.808	41.647	29.868	171.1	230.7	1:44.323	156.04	1.082	16:53:07.903
125 - D2	33.040	42.719	29.888	171.9	230.2	1:45.647	154.09	2.406	16:54:53.550
126 - D2	33.541	42.009	29.814	171.4	231.2	1:45.364	154.50	2.123	16:56:38.914

Kyalami Grand Prix Circuit

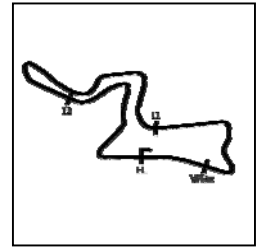
Circuit Length = 4.522 km

Start: 12:58 Flag 21:58 End: 22:03

Weather / Track : Showers / Wet

# Kyalami 9 Hours

## RACE - SECTOR ANALYSIS



SECTOR 1 = FL to I1,		SECTOR 2 = I1 to I2		SECTOR 3 = I2 to I3,		SECTOR 4 = I3 to FL,		DIFF = Difference To Personal Best Lap,		P = Crossed Finish Line in Pit Lane,		D = Time Disallowed	
127 - D2	32.998	41.872	29.992	171.1	231.7	1:44.862	155.24	1.621	16:58:23.776				
128 - D2	32.974	42.163	30.084	171.7	230.7	1:45.221	154.71	1.980	17:00:08.997				
129 - D2	33.010	42.343	30.140	171.1	230.7	1:45.493	154.31	2.252	17:01:54.490				
130 - D2	33.845	42.082	29.828	171.4	230.7	1:45.755	153.93	2.514	17:03:40.245				
131 - D2	33.309	43.651	30.195	170.8	231.2	1:47.155	151.92	3.914	17:05:27.400				
132 - D2	33.169	41.973	30.094	171.1	231.2	1:45.236	154.69	1.995	17:07:12.636				
133 - D2	33.024	41.692	29.912	171.1	230.7	1:44.628	155.59	1.387	17:08:57.264				
134 - D2	33.246	42.785	IN PIT		230.2	3:10.140	<b>P</b> 85.61	1:26.899	17:12:07.404				
135 - D3	OUTLAP	43.749	30.524	170.0	193.5	1:55.522	140.91	12.281	17:14:02.926				
136 - D3	33.177	42.305	30.174	170.0	230.2	1:45.656	154.07	2.415	17:15:48.582				
137 - D3	33.167	41.891	30.106	170.6	229.7	1:45.164	154.79	1.923	17:17:33.746				
138 - D3	33.109	42.893	30.426	170.3	230.2	1:46.428	152.95	3.187	17:19:20.174				
139 - D3	33.858	42.214	29.995	170.3	231.2	1:46.067	153.48	2.826	17:21:06.241				
140 - D3	32.999	41.808	29.783	170.8	230.7	1:44.590	155.64	1.349	17:22:50.831				
141 - D3	32.800	41.466	29.801	170.6	231.2	1:44.067	156.42	0.826	17:24:34.898				
142 - D3	32.894	41.408	29.697	170.8	230.7	1:43.999	156.53	0.758	17:26:18.897				
143 - D3	33.059	42.211	29.885	170.0	230.7	1:45.155	154.81	1.914	17:28:04.052				
144 - D3	32.880	41.655	29.880	170.3	231.2	1:44.415	155.90	1.174	17:29:48.467				
145 - D3	33.105	41.653	30.017	171.1	231.7	1:44.775	155.37	1.534	17:31:33.242				
146 - D3	33.124	41.857	29.816	171.4	232.7	1:44.797	155.34	1.556	17:33:18.039				
147 - D3	32.836	41.705	29.791	171.9	232.7	1:44.332	156.03	1.091	17:35:02.371				
148 - D3	32.894	41.717	31.244	171.7	231.7	1:45.855	153.78	2.614	17:36:48.226				
149 - D3	33.389	41.642	29.852	171.7	230.2	1:44.883	155.21	1.642	17:38:33.109				
150 - D3	32.768	41.709	29.807	171.7	231.7	1:44.284	156.10	1.043	17:40:17.393				
151 - D3	32.941	41.673	29.761	171.9	231.7	1:44.375	155.96	1.134	17:42:01.768				
152 - D3	32.898	41.663	29.759	171.7	231.2	1:44.320	156.05	1.079	17:43:46.088				
153 - D3	32.955	41.579	29.751	171.1	232.2	1:44.285	156.10	1.044	17:45:30.373				
154 - D3	32.843	41.470	29.808	171.7	232.2	1:44.121	156.34	0.880	17:47:14.494				
155 - D3	32.958	42.147	29.769	171.7	232.7	1:44.874	155.22	1.633	17:48:59.368				
156 - D3	32.828	41.503	29.767	172.5	232.7	1:44.098	156.38	0.857	17:50:43.466				
157 - D3	47.998	1:19.342	54.310	79.6	233.2	3:01.650	89.61	1:18.409	17:53:45.116				
158 - D3	1:06.512	1:18.998	IN PIT		80.4	3:26.551	<b>P</b> 78.81	1:43.310	17:57:11.667				
159 - D3	OUTLAP	1:19.053	54.145	79.7	80.2	3:21.032	80.97	1:37.791	18:00:32.699				
160 - D3	1:06.349	52.173	31.082	171.4	80.3	2:29.604	108.81	46.363	18:03:02.303				
161 - D3	36.144	45.324	31.636	171.1	230.7	1:53.104	143.93	9.863	18:04:55.407				
162 - D3	33.921	43.577	34.262	172.2	231.2	1:51.760	145.66	8.519	18:06:47.167				
163 - D3	33.638	43.105	30.109	171.7	232.2	1:46.852	152.35	3.611	18:08:34.019				
164 - D3	33.689	41.731	29.936	172.8	231.7	1:45.356	154.51	2.115	18:10:19.375				
165 - D3	32.860	41.605	29.623	173.0	233.7	1:44.088	156.39	0.847	18:12:03.463				
166 - D3	32.827	41.690	30.008	173.0	234.2	1:44.525	155.74	1.284	18:13:47.988				
167 - D3	32.757	41.573	29.960	173.6	233.7	1:44.290	156.09	1.049	18:15:32.278				
168 - D3	32.754	41.679	29.814	173.9	234.7	1:44.247	156.15	1.006	18:17:16.525				
169 - D3	32.735	41.589	29.795	173.9	233.7	1:44.119	156.35	0.878	18:19:00.644				
170 - D3	33.042	42.315	30.986	172.5	234.2	1:46.343	153.08	3.102	18:20:46.987				
171 - D3	32.751	41.259	29.517	173.6	233.2	1:43.527	(3) 157.24	0.286	18:22:30.514				
172 - D3	32.753	41.331	29.673	172.8	233.2	1:43.757	156.89	0.516	18:24:14.271				
173 - D3	32.723	41.257	29.739	173.3	233.2	1:43.719	156.95	0.478	18:25:57.990				
174 - D3	32.624	41.450	29.957	174.4	233.2	1:44.031	156.48	0.790	18:27:42.021				
175 - D3	33.056	41.213	29.512	173.3	233.2	1:43.781	156.86	0.540	18:29:25.802				
176 - D3	32.603	41.663	29.521	173.6	232.2	1:43.787	156.85	0.546	18:31:09.589				
177 - D3	32.734	41.469	29.589	173.3	232.7	1:43.792	156.84	0.551	18:32:53.381				
178 - D3	32.624	41.449	29.575	173.0	232.7	1:43.648	157.06	0.407	18:34:37.029				
179 - D3	32.611	41.147	29.483	173.3	232.7	1:43.241	(1) 157.68		18:36:20.270				
180 - D3	32.661	41.285	29.523	173.6	232.7	1:43.469	(2) 157.33	0.228	18:38:03.739				
181 - D3	32.677	41.575	29.584	173.6	232.7	1:43.836	156.77	0.595	18:39:47.575				
182 - D3	32.651	41.341	29.585	173.6	234.2	1:43.577	157.17	0.336	18:41:31.152				
183 - D3	32.659	43.859	29.967	172.5	233.7	1:46.485	152.87	3.244	18:43:17.637				
184 - D3	32.924	41.589	29.761	172.2	233.2	1:44.274	156.11	1.033	18:45:01.911				
185 - D3	32.799	41.552	29.804	173.3	233.2	1:44.155	156.29	0.914	18:46:46.066				
186 - D3	32.659	41.764	IN PIT		233.7	3:11.647	<b>P</b> 84.94	1:28.406	18:49:57.713				
187 - D1	OUTLAP	45.545	31.820	171.1	201.1	1:59.046	136.74	15.805	18:51:56.759				
188 - D1	33.729	43.818	30.868	171.4	230.2	1:48.415	150.15	5.174	18:53:45.174				
189 - D1	33.442	43.261	30.503	171.4	230.7	1:47.206	151.84	3.965	18:55:32.380				
190 - D1	33.407	42.847	30.910	171.9	230.2	1:47.164	151.90	3.923	18:57:19.544				
191 - D1	33.485	43.091	30.659	170.6	231.2	1:47.235	151.80	3.994	18:59:06.779				

Weather / Track : Showers / Wet

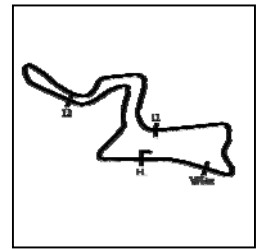
Kyalami Grand Prix Circuit

Circuit Length = 4.522 km

Start: 12:58 Flag 21:58 End: 22:03

# Kyalami 9 Hours

## RACE - SECTOR ANALYSIS



SECTOR 1 = FL to I1, SECTOR 2 = I1 to I2 SECTOR 3 = I2 to I3, SECTOR 4 = I3 to FL, DIFF = Difference To Personal Best Lap, P = Crossed Finish Line in Pit Lane, D = Time Disallowed

192 - D1	33.982	42.922	30.448	171.1	230.2	1:47.352	151.64	4.111	19:00:54.131
193 - D1	33.398	43.428	30.659	171.1	231.2	1:47.485	151.45	4.244	19:02:41.616
194 - D1	33.373	42.863	31.406	171.1	231.2	1:47.642	151.23	4.401	19:04:29.258
195 - D1	33.275	43.778	30.398	172.5	231.7	1:47.451	151.50	4.210	19:06:16.709
196 - D1	33.112	42.600	30.658	171.7	233.2	1:46.370	153.04	3.129	19:08:03.079
197 - D1	33.352	42.621	32.132	172.2	231.7	1:48.105	150.58	4.864	19:09:51.184
198 - D1	34.042	43.677	32.277	173.0	232.2	1:49.996	147.99	6.755	19:11:41.180
199 - D1	33.663	43.110	30.841	172.2	232.2	1:47.614	151.27	4.373	19:13:28.794
200 - D1	34.208	43.098	30.891	172.2	232.2	1:48.197	150.45	4.956	19:15:16.991
201 - D1	34.163	43.087	30.897	171.9	232.2	1:48.147	150.52	4.906	19:17:05.138
202 - D1	33.627	43.842	31.395	172.8	232.2	1:48.864	149.53	5.623	19:18:54.002
203 - D1	33.275	43.236	30.695	172.5	233.2	1:47.206	151.84	3.965	19:20:41.208
204 - D1	34.910	43.064	31.522	173.0	231.2	1:49.496	148.67	6.255	19:22:30.704
205 - D1	33.857	43.337	31.354	173.6	231.7	1:48.548	149.97	5.307	19:24:19.252
206 - D1	33.620	43.157	30.832	173.0	232.2	1:47.609	151.28	4.368	19:26:06.861
207 - D1	33.861	44.193	31.140	172.8	232.2	1:49.194	149.08	5.953	19:27:56.055
208 - D1	33.722	43.124	31.272	171.7	233.2	1:48.118	150.56	4.877	19:29:44.173
209 - D1	34.155	43.257	30.806	172.5	231.2	1:48.218	150.42	4.977	19:31:32.391
210 - D1	33.879	44.035	38.912	79.7	232.2	1:56.826	139.34	13.585	19:33:29.217
211 - D1	1:06.538	1:19.149	IN PIT		80.4	7:49.196	P 34.69	6:05.955	19:41:18.413
212 - D3	OUTLAP	1:20.731	55.939	78.3	79.1	3:25.819	79.09	1:42.578	19:44:44.232
213 - D3	1:08.043	1:20.446	55.682	78.3	79.0	3:24.171	79.73	1:40.930	19:48:08.403
214 - D3	1:08.934	1:14.118	37.465	161.1	79.1	3:00.517	90.18	1:17.276	19:51:08.920
215 - D3	40.804	56.419	53.382	74.5	175.6	2:30.605	108.09	47.364	19:53:39.525
216 - D3	1:08.722	1:19.021	51.154	93.4	134.1	3:18.897	81.84	1:35.656	19:56:58.422
217 - D3	1:01.032	1:17.543	57.621	112.9	102.0	3:16.196	82.97	1:32.955	20:00:14.618
218 - D3	54.881	1:17.429	1:01.579	112.0	126.1	3:13.889	83.96	1:30.648	20:03:28.507
219 - D3	1:03.942	1:15.353	55.950	78.4	110.4	3:15.245	83.37	1:32.004	20:06:43.752
220 - D3	1:01.152	1:15.361	56.559	79.5	112.9	3:13.072	84.31	1:29.831	20:09:56.824
221 - D3	59.615	1:39.376	1:11.223	60.6	108.0	3:50.214	70.71	2:06.973	20:13:47.038
222 - D3	1:29.699	2:01.951	1:19.129	60.0	71.7	4:50.779	55.98	3:07.538	20:18:37.817
223 - D3	1:32.280	1:35.023	1:12.841	59.5	52.8	4:20.144	62.57	2:36.903	20:22:57.961
224 - D3	1:26.102	1:39.902	1:07.165	65.0	59.4	4:13.169	64.30	2:29.928	20:27:11.130
225 - D3	1:17.896	1:28.981	1:01.198	83.8	67.4	3:48.075	71.37	2:04.834	20:30:59.205
226 - D3	1:04.471	1:25.664	55.864	81.5	92.9	3:25.999	79.02	1:42.758	20:34:25.204
227 - D3	1:07.521	1:35.215	1:04.266	90.9	99.4	3:47.002	71.71	2:03.761	20:38:12.206
228 - D3	1:10.050	1:22.156	IN PIT		88.5	4:51.643	P 55.81	3:08.402	20:43:03.849
229 - D2	OUTLAP	1:15.902	52.433	97.5	111.3	3:13.107	84.30	1:29.866	20:46:16.956
230 - D2	1:06.610	1:29.729	1:02.973	66.0	86.8	3:39.312	74.22	1:56.071	20:49:56.268
231 - D2	1:11.073	1:25.199	1:10.169	138.1	83.3	3:46.441	71.89	2:03.200	20:53:42.709
232 - D2	1:07.155	1:32.928	IN PIT		99.6	3:47.870	P 71.44	2:04.629	20:57:30.579
233 - D2	OUTLAP	1:17.934	57.522	52.4	132.3	3:28.995	77.89	1:45.754	21:00:59.574
234 - D2	1:05.460	1:28.060	1:04.550	62.2	92.5	3:38.070	74.65	1:54.829	21:04:37.644
235 - D2	1:17.290	1:19.922	53.541	60.9	81.2	3:30.753	77.24	1:47.512	21:08:08.397
236 - D2	58.655	1:16.555	1:06.089	65.5	136.8	3:21.299	80.87	1:38.058	21:11:29.696
237 - D2	1:11.606	1:17.001	56.255	61.5	66.4	3:24.862	79.46	1:41.621	21:14:54.558
238 - D2	1:06.166	1:13.457	1:06.804	53.7	113.6	3:26.427	78.86	1:43.186	21:18:20.985
239 - D2	1:10.053	1:22.455	1:00.151	62.0	88.9	3:32.659	76.55	1:49.418	21:21:53.644
240 - D2	1:11.173	1:12.913	52.357	70.8	106.4	3:16.443	82.86	1:33.202	21:25:10.087
241 - D2	56.101	1:09.032	51.830	90.6	173.9	2:56.963	91.99	1:13.722	21:28:07.050
242 - D2	58.427	1:07.765	50.177	75.8	100.8	2:56.369	92.30	1:13.128	21:31:03.419
243 - D2	52.945	1:09.536	41.585	164.6	132.1	2:44.066	99.22	1:00.825	21:33:47.485
244 - D2	39.105	51.387	37.558	164.3	207.2	2:08.050	127.13	24.809	21:35:55.535
245 - D2	38.676	49.761	36.516	163.3	211.3	2:04.953	130.28	21.712	21:38:00.488
246 - D2	39.048	49.142	35.330	165.3	178.2	2:03.520	131.79	20.279	21:40:04.008
247 - D2	37.381	48.616	34.964	167.7	225.4	2:00.961	134.58	17.720	21:42:04.969
248 - D2	37.602	48.326	34.689	168.7	226.4	2:00.617	134.96	17.376	21:44:05.586
249 - D2	37.290	47.937	34.322	166.1	226.8	1:59.549	136.17	16.308	21:46:05.135
250 - D2	37.025	47.463	34.203	165.6	227.3	1:58.691	137.15	15.450	21:48:03.826
251 - D2	36.737	47.600	34.243	167.7	227.3	1:58.580	137.28	15.339	21:50:02.406
252 - D2	36.645	47.274	34.053	165.3	228.3	1:57.972	137.99	14.731	21:52:00.378
253 - D2	36.647	47.408	34.013	166.4	226.8	1:58.068	137.87	14.827	21:53:58.446
254 - D2	36.684	47.158	34.211	165.8	226.4	1:58.053	137.89	14.812	21:55:56.499
255 - D2	36.477	47.128	45.052	167.1	227.3	2:08.657	126.53	25.416	21:58:05.156
256 - D2	37.048	47.578	34.618	165.8	227.3	1:59.244	136.52	16.003	22:00:04.400

Weather / Track : Showers / Wet

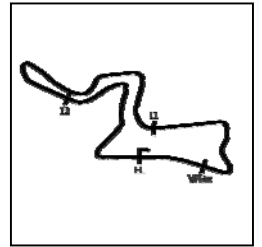
Kyalami Grand Prix Circuit

Circuit Length = 4.522 km

Start: 12:58 Flag 21:58 End: 22:03

# Kyalami 9 Hours

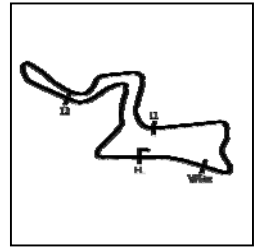
## RACE - SECTOR ANALYSIS



SECTOR 1 = FL to I1, SECTOR 2 = I1 to I2 SECTOR 3 = I2 to I3, SECTOR 4 = I3 to FL, DIFF = Difference To Personal Best Lap, P = Crossed Finish Line in Pit Lane, D = Time Disallowed

# Kyalami 9 Hours

## RACE - SECTOR ANALYSIS

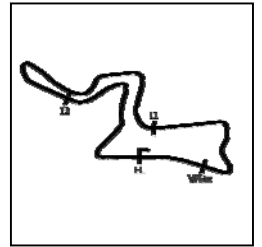


SECTOR 1 = FL to I1, SECTOR 2 = I1 to I2 SECTOR 3 = I2 to I3, SECTOR 4 = I3 to FL, DIFF = Difference To Personal Best Lap, P = Crossed Finish Line in Pit Lane, D = Time Disallowed



# Kyalami 9 Hours

## RACE - SECTOR ANALYSIS



SECTOR 1 = FL to I1, SECTOR 2 = I1 to I2 SECTOR 3 = I2 to I3, SECTOR 4 = I3 to FL, DIFF = Difference To Personal Best Lap, P = Crossed Finish Line in Pit Lane, D = Time Disallowed

P17 36 Am Walkenhorst Motorsport		BMW M6 GT3							
IDEAL LAP TIME : 1:43.693		BEST LAP TIME : 1:44.015		DIFFERENCE : 0.322					
D1: Henry WALKENHORST		D2: Michael Van ROOYEN		D3: Gennaro BONAFEDE					
LAP	SECTOR 1	SECTOR 2	SECTOR 3	SPEED TRAP	LAP TIME	KPH	DIFF	TIME OF DAY	
1 - D3		44.183	31.997	171.9	222.2	1:59.644	136.06	15.629	13:00:42.983
2 - D3	34.184	44.727	30.877	173.6	235.2	1:49.788	148.27	5.773	13:02:32.771
3 - D3	33.036	41.861	30.399	175.8	236.3	1:45.296	154.60	1.281	13:04:18.067
4 - D3	32.959	42.142	30.419	175.0	236.3	1:45.520	154.27	1.505	13:06:03.587
5 - D3	32.933	42.547	30.739	175.0	236.3	1:46.219	153.26	2.204	13:07:49.806
6 - D3	33.272	42.303	30.715	175.0	237.3	1:46.290	153.15	2.275	13:09:36.096
7 - D3	33.075	42.203	30.640	174.7	237.3	1:45.918	153.69	1.903	13:11:22.014
8 - D3	32.925	42.071	30.423	174.7	236.3	1:45.419	154.42	1.404	13:13:07.433
9 - D3	32.962	42.215	30.334	175.3	237.8	1:45.511	154.28	1.496	13:14:52.944
10 - D3	32.941	42.494	30.586	173.6	237.3	1:46.021	153.54	2.006	13:16:38.965
11 - D3	33.217	42.191	30.810	175.0	236.3	1:46.218	153.26	2.203	13:18:25.183
12 - D3	33.083	41.930	30.335	175.6	235.2	1:45.348	154.52	1.333	13:20:10.531
13 - D3	32.999	42.021	30.352	175.6	238.9	1:45.372	154.49	1.357	13:21:55.903
14 - D3	32.911	42.196	30.402	175.8	237.3	1:45.509	154.29	1.494	13:23:41.412
15 - D3	32.902	42.152	30.362	176.4	237.3	1:45.416	154.42	1.401	13:25:26.828
16 - D3	32.889	41.912	30.383	175.0	238.9	1:45.184	154.76	1.169	13:27:12.012
17 - D3	33.200	42.192	30.344	175.3	237.3	1:45.736	153.96	1.721	13:28:57.748
18 - D3	32.864	42.208	30.434	175.0	237.3	1:45.506	154.29	1.491	13:30:43.254
19 - D3	33.102	42.007	30.343	175.8	236.8	1:45.452	154.37	1.437	13:32:28.706
20 - D3	32.971	42.602	30.481	175.8	237.8	1:46.054	153.49	2.039	13:34:14.760
21 - D3	33.021	42.156	30.410	176.7	237.3	1:45.587	154.17	1.572	13:36:00.347
22 - D3	32.899	41.822	30.336	175.8	237.3	1:45.057	154.95	1.042	13:37:45.404
23 - D3	32.730	42.324	30.302	176.7	237.3	1:45.356	154.51	1.341	13:39:30.760
24 - D3	32.785	41.652	30.449	175.6	237.8	1:44.886	155.20	0.871	13:41:15.646
25 - D3	32.688	41.733	30.316	176.1	238.4	1:44.737	155.42	0.722	13:43:00.383
26 - D3	32.662	41.607	30.322	176.1	238.9	1:44.591	155.64	0.576	13:44:44.974
27 - D3	32.934	42.180	30.477	175.8	238.4	1:45.591	154.17	1.576	13:46:30.565
28 - D3	32.769	42.187	30.335	176.1	238.4	1:45.291	154.61	1.276	13:48:15.856
29 - D3	32.773	41.808	30.332	175.8	239.4	1:44.913	155.16	0.898	13:50:00.769
30 - D3	32.848	41.777	30.363	175.8	237.3	1:44.988	155.05	0.973	13:51:45.757
31 - D3	32.843	41.898	30.402	175.8	237.8	1:45.143	154.82	1.128	13:53:30.900
32 - D3	32.776	41.661	30.417	175.8	238.9	1:44.854	155.25	0.839	13:55:15.754
33 - D3	32.919	41.858	IN PIT		238.9	3:05.534	87.74	1:21.519	13:58:21.288
34 - D1	OUTLAP	46.580	33.045	171.9	203.0	2:01.573	133.90	17.558	14:00:22.861
35 - D1	34.573	44.513	31.809	172.5	235.2	1:50.895	146.79	6.880	14:02:13.756
36 - D1	33.852	43.534	31.670	173.3	234.7	1:49.056	149.27	5.041	14:04:02.812
37 - D1	33.863	43.200	31.357	172.8	236.3	1:48.420	150.14	4.405	14:05:51.232
38 - D1	33.480	43.063	31.121	173.3	234.7	1:47.664	151.20	3.649	14:07:38.896
39 - D1	33.394	42.936	30.795	173.6	235.2	1:47.125	151.96	3.110	14:09:26.021
40 - D1	33.544	43.162	30.798	174.1	235.8	1:47.504	151.42	3.489	14:11:13.525
41 - D1	33.832	43.132	30.731	174.1	234.7	1:47.695	151.16	3.680	14:13:01.220
42 - D1	33.597	42.790	30.626	173.3	236.3	1:47.013	152.12	2.998	14:14:48.233
43 - D1	33.639	42.877	30.862	173.0	235.8	1:47.378	151.60	3.363	14:16:35.611
44 - D1	33.526	43.057	31.748	174.4	236.3	1:48.331	150.27	4.316	14:18:23.942
45 - D1	33.870	43.966	30.823	174.4	238.9	1:48.659	149.81	4.644	14:20:12.601
46 - D1	33.156	42.785	31.531	175.8	237.8	1:47.472	151.47	3.457	14:22:00.073
47 - D1	34.740	43.872	30.976	173.6	224.5	1:49.588	148.54	5.573	14:23:49.661
48 - D1	33.487	44.013	31.484	174.1	236.3	1:48.984	149.37	4.969	14:25:38.645
49 - D1	35.084	44.043	31.333	174.1	207.6	1:50.460	147.37	6.445	14:27:29.105
50 - D1	33.936	45.743	31.619	173.9	237.3	1:51.298	146.26	7.283	14:29:20.403
51 - D1	33.557	43.622	31.036	175.6	238.4	1:48.215	150.43	4.200	14:31:08.618
52 - D1	33.288	44.241	32.343	173.3	237.8	1:49.872	148.16	5.857	14:32:58.490
53 - D1	34.140	43.486	31.182	174.1	230.2	1:48.808	149.61	4.793	14:34:47.298
54 - D1	33.782	44.541	31.431	173.3	237.3	1:49.754	148.32	5.739	14:36:37.052
55 - D1	34.552	43.446	30.839	174.7	237.3	1:48.837	149.57	4.822	14:38:25.889
56 - D1	33.641	43.446	30.842	174.1	237.8	1:47.929	150.83	3.914	14:40:13.818
57 - D1	33.745	43.627	31.324	174.1	237.8	1:48.696	149.76	4.681	14:42:02.514
58 - D1	33.601	43.999	30.800	174.1	237.3	1:48.400	150.17	4.385	14:43:50.914
59 - D1	33.965	43.852	32.416	175.6	237.3	1:50.233	147.67	6.218	14:45:41.147
60 - D1	33.835	43.688	30.816	174.7	237.8	1:48.339	150.26	4.324	14:47:29.486
61 - D1	33.371	43.071	30.666	173.9	238.4	1:47.108	151.98	3.093	14:49:16.594

Kyalami Grand Prix Circuit

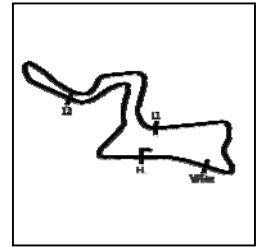
Circuit Length = 4.522 km

Start: 12:58 Flag 21:58 End: 22:03

Weather / Track : Showers / Wet

# Kyalami 9 Hours

## RACE - SECTOR ANALYSIS



SECTOR 1 = FL to I1, SECTOR 2 = I1 to I2 SECTOR 3 = I2 to I3, SECTOR 4 = I3 to FL, DIFF = Difference To Personal Best Lap, P = Crossed Finish Line in Pit Lane, D = Time Disallowed

62 - D1	34.020	43.318	30.681	173.9	236.8	1:48.019	150.70	4.004	14:51:04.613
63 - D1	33.172	42.590	30.651	174.1	236.8	1:46.413	152.98	2.398	14:52:51.026
64 - D1	33.362	42.708	30.477	174.4	237.8	1:46.547	152.78	2.532	14:54:37.573
65 - D1	33.668	43.563	30.942	174.7	236.8	1:48.173	150.49	4.158	14:56:25.746
66 - D1	33.375	42.849	30.245	173.6	238.9	1:46.469	152.90	2.454	14:58:12.215
67 - D1	33.712	43.580	IN PIT		238.4	3:13.637	<b>P</b> 84.07	1:29.622	15:01:25.852
68 - D2	OUTLAP	42.913	30.792	175.0	201.4	1:55.512	140.93	11.497	15:03:21.364
69 - D2	33.058	42.348	31.155	174.4	236.3	1:46.561	152.76	2.546	15:05:07.925
70 - D2	33.724	41.903	30.849	173.0	229.7	1:46.476	152.89	2.461	15:06:54.401
71 - D2	33.566	42.328	29.993	174.7	219.5	1:45.887	153.74	1.872	15:08:40.288
72 - D2	33.042	42.200	30.171	175.3	237.3	1:45.413	154.43	1.398	15:10:25.701
73 - D2	32.944	41.663	30.151	174.7	237.8	1:44.758	155.39	0.743	15:12:10.459
74 - D2	32.907	41.684	30.247	175.0	238.4	1:44.838	155.27	0.823	15:13:55.297
75 - D2	32.936	41.715	29.890	175.6	238.4	1:44.541	155.72	0.526	15:15:39.838
76 - D2	32.816	41.612	30.100	175.0	237.8	1:44.528	155.74	0.513	15:17:24.366
77 - D2	32.686	42.316	30.291	175.0	<b>240.5</b>	1:45.293	154.60	1.278	15:19:09.659
78 - D2	33.140	45.694	31.234	175.0	238.4	1:50.068	147.90	6.053	15:20:59.727
79 - D2	32.999	41.989	30.755	174.4	237.8	1:45.743	153.95	1.728	15:22:45.470
80 - D2	33.011	42.089	30.248	174.1	237.8	1:45.348	154.52	1.333	15:24:30.818
81 - D2	32.977	41.954	30.183	174.7	236.8	1:45.114	154.87	1.099	15:26:15.932
82 - D2	32.903	41.877	30.603	173.3	236.8	1:45.383	154.47	1.368	15:28:01.315
83 - D2	33.141	41.811	30.329	174.7	237.3	1:45.281	154.62	1.266	15:29:46.596
84 - D2	33.078	41.991	30.283	173.9	238.9	1:45.352	154.52	1.337	15:31:31.948
85 - D2	33.010	41.951	30.166	174.7	237.8	1:45.127	154.85	1.112	15:33:17.075
86 - D2	32.899	41.945	30.869	175.8	237.8	1:45.713	153.99	1.698	15:35:02.788
87 - D2	49.231	1:19.228	IN PIT		238.4	3:57.152	<b>P</b> 68.64	2:13.137	15:38:59.940
88 - D2	OUTLAP	1:19.345	54.513	79.4	80.3	3:28.546	78.06	1:44.531	15:42:28.486
89 - D2	1:00.757	45.562	32.530	171.1	80.3	2:18.849	117.24	34.834	15:44:47.335
90 - D2	33.941	43.277	36.833	168.7	232.7	1:54.051	142.73	10.036	15:46:41.386
91 - D2	45.135	54.711	37.809	150.8	146.5	2:17.655	118.26	33.640	15:48:59.041
92 - D2	45.862	57.785	38.569	173.3	145.1	2:22.216	114.46	38.201	15:51:21.257
93 - D2	33.355	42.500	30.587	174.7	236.8	1:46.442	152.93	2.427	15:53:07.699
94 - D2	32.925	42.080	34.560	170.6	238.9	1:49.565	148.58	5.550	15:54:57.264
95 - D2	33.270	42.090	30.494	175.0	235.8	1:45.854	153.78	1.839	15:56:43.118
96 - D2	34.338	42.233	30.426	175.0	238.4	1:46.997	152.14	2.982	15:58:30.115
97 - D2	33.058	41.939	30.343	175.6	237.8	1:45.340	154.53	1.325	16:00:15.455
98 - D2	33.007	42.246	32.539	175.0	238.4	1:47.792	151.02	3.777	16:02:03.247
99 - D2	33.448	42.235	30.519	175.3	225.0	1:46.202	153.28	2.187	16:03:49.449
100 - D2	32.931	1:06.046	54.375	79.7	238.4	2:33.352	106.15	49.337	16:06:22.801
101 - D2	1:06.764	1:19.345	54.431	79.6	80.5	3:20.540	81.17	1:36.525	16:09:43.341
102 - D2	1:06.873	1:19.309	44.926	171.7	80.3	3:11.108	85.18	1:27.093	16:12:54.449
103 - D2	35.278	44.829	35.171	171.7	186.5	1:55.278	141.21	11.263	16:14:49.727
104 - D2	43.370	55.011	37.541	170.8	137.0	2:15.922	119.76	31.907	16:17:05.649
105 - D2	48.315	58.297	41.319	140.4	128.1	2:27.931	110.04	43.916	16:19:33.580
106 - D2	42.726	55.537	36.135	169.5	182.4	2:14.398	121.12	30.383	16:21:47.978
107 - D2	46.278	51.569	36.917	124.2	128.8	2:14.764	120.79	30.749	16:24:02.742
108 - D2	44.854	51.752	39.030	103.0	137.4	2:15.636	120.02	31.621	16:26:18.378
109 - D2	44.774	59.498	32.430	175.3	148.9	2:16.702	119.08	32.687	16:28:35.080
110 - D2	33.397	42.535	31.658	175.0	238.9	1:47.590	151.30	3.575	16:30:22.670
111 - D2	33.850	41.966	30.248	175.0	234.7	1:46.064	153.48	2.049	16:32:08.734
112 - D2	32.940	41.643	30.343	175.3	238.4	1:44.926	155.14	0.911	16:33:53.660
113 - D2	32.674	41.643	30.158	176.1	238.9	1:44.475	155.81	0.460	16:35:38.135
114 - D2	33.077	41.886	30.245	175.8	238.4	1:45.208	154.73	1.193	16:37:23.343
115 - D2	32.926	42.921	30.261	176.4	240.0	1:46.108	153.42	2.093	16:39:09.451
116 - D2	32.694	41.715	30.024	174.4	238.9	1:44.433	155.88	0.418	16:40:53.884
117 - D2	32.902	41.801	IN PIT		238.9	6:31.644	<b>P</b> 41.56	4:47.629	16:47:25.528
118 - D3	OUTLAP	43.829	30.148	175.3	197.4	1:55.950	140.39	11.935	16:49:21.478
119 - D3	32.609	41.690	<b>29.834</b>	175.6	235.8	1:44.133	156.33	0.118	16:51:05.611
120 - D3	32.829	41.829	30.140	175.0	236.8	1:44.798	155.33	0.783	16:52:50.409
121 - D3	32.496	41.592	29.927	175.3	237.3	<b>1:44.015 (1)</b>	<b>156.50</b>		<b>16:54:34.424</b>
122 - D3	34.477	41.685	29.898	176.1	192.5	1:46.060	153.49	2.045	16:56:20.484
123 - D3	32.674	41.879	30.308	175.6	237.8	1:44.861	155.24	0.846	16:58:05.345
124 - D3	34.149	41.905	30.019	175.3	201.8	1:46.073	153.47	2.058	16:59:51.418
125 - D3	32.504	41.570	30.020	174.7	238.4	1:44.094 <b>(3)</b>	156.38	0.079	17:01:35.512
126 - D3	32.598	41.647	30.076	176.1	237.8	1:44.321	156.04	0.306	17:03:19.833

Weather / Track : Showers / Wet

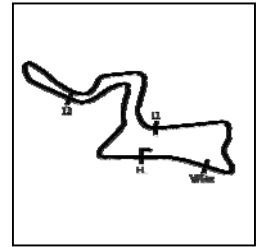
Kyalami Grand Prix Circuit

Circuit Length = 4.522 km

Start: 12:58 Flag 21:58 End: 22:03

# Kyalami 9 Hours

## RACE - SECTOR ANALYSIS



SECTOR 1 = FL to I1, SECTOR 2 = I1 to I2 SECTOR 3 = I2 to I3, SECTOR 4 = I3 to FL, DIFF = Difference To Personal Best Lap, P = Crossed Finish Line in Pit Lane, D = Time Disallowed

127 - D3	32.668	41.633	30.110	174.7	237.3	1:44.411	155.91	0.396	17:05:04.244
128 - D3	32.699	41.445	30.112	174.7	237.3	1:44.256	156.14	0.241	17:06:48.500
129 - D3	32.552	41.564	30.208	174.7	236.3	1:44.324	156.04	0.309	17:08:32.824
130 - D3	32.606	41.534	29.959	174.7	235.8	1:44.099	156.38	0.084	17:10:16.923
131 - D3	32.609	41.518	30.044	175.6	236.3	1:44.171	156.27	0.156	17:12:01.094
132 - D3	32.576	41.714	30.391	175.8	238.4	1:44.681	155.51	0.666	17:13:45.775
133 - D3	32.598	41.689	30.034	174.7	237.8	1:44.321	156.04	0.306	17:15:30.096
134 - D3	32.743	41.490	30.126	175.6	237.3	1:44.359	155.99	0.344	17:17:14.455
135 - D3	32.586	41.611	30.040	174.1	237.3	1:44.237	156.17	0.222	17:18:58.692
136 - D3	32.721	41.775	30.036	174.4	236.8	1:44.532	155.73	0.517	17:20:43.224
137 - D3	32.817	41.621	29.958	175.3	236.3	1:44.396	155.93	0.381	17:22:27.620
138 - D3	32.655	41.423	30.130	173.3	237.8	1:44.208	156.21	0.193	17:24:11.828
139 - D3	32.683	41.440	30.124	175.3	237.3	1:44.247	156.15	0.232	17:25:56.075
140 - D3	33.043	41.785	30.135	175.3	236.8	1:44.963	155.09	0.948	17:27:41.038
141 - D3	32.688	41.503	30.248	175.3	237.8	1:44.439	155.87	0.424	17:29:25.477
142 - D3	32.973	41.644	30.136	174.1	238.9	1:44.753	155.40	0.738	17:31:10.230
143 - D3	32.827	41.571	30.196	175.3	237.3	1:44.594	155.64	0.579	17:32:54.824
144 - D3	32.593	<b>41.419</b>	30.043	174.7	238.9	1:44.055	156.44	0.040	17:34:38.879
145 - D3	32.506	41.706	30.117	175.3	237.8	1:44.329	156.03	0.314	17:36:23.208
146 - D3	32.553	41.688	30.217	175.8	237.8	1:44.458	155.84	0.443	17:38:07.666
147 - D3	32.593	41.434	30.186	175.0	237.8	1:44.213	156.21	0.198	17:39:51.879
148 - D3	32.539	41.675	30.222	174.7	238.4	1:44.436	155.87	0.421	17:41:36.315
149 - D3	33.307	41.856	30.021	175.8	224.0	1:45.184	154.76	1.169	17:43:21.499
150 - D3	32.523	41.642	30.303	173.9	238.9	1:44.468	155.82	0.453	17:45:05.967
151 - D3	32.810	41.522	29.967	176.1	238.9	1:44.299	156.08	0.284	17:46:50.266
152 - D3	32.567	41.450	30.111	176.4	238.9	1:44.128	156.33	0.113	17:48:34.394
153 - D3	32.570	41.699	30.628	176.1	238.4	1:44.897	155.19	0.882	17:50:19.291
154 - D3	<b>32.440</b>	1:09.285	IN PIT		238.4	4:03.453	<b>P</b> 66.86	2:19.438	17:54:22.744
155 - D1	OUTLAP	1:19.957	55.093	79.3	80.2	3:25.036	79.39	1:41.021	17:57:47.780
156 - D1	1:07.111	1:19.719	54.834	79.4	80.2	3:21.664	80.72	1:37.649	18:01:09.444
157 - D1	1:00.288	46.518	33.214	167.9	80.2	2:20.020	116.26	36.005	18:03:29.464
158 - D1	35.256	45.060	31.681	170.8	231.2	1:51.997	145.35	7.982	18:05:21.461
159 - D1	34.292	44.646	31.217	173.6	232.7	1:50.155	147.78	6.140	18:07:11.616
160 - D1	33.983	43.740	30.878	172.8	235.8	1:48.601	149.89	4.586	18:09:00.217
161 - D1	33.441	44.082	30.826	172.5	234.7	1:48.349	150.24	4.334	18:10:48.566
162 - D1	33.474	42.874	30.785	172.8	235.2	1:47.133	151.95	3.118	18:12:35.699
163 - D1	33.434	42.813	30.591	173.0	235.8	1:46.838	152.37	2.823	18:14:22.537
164 - D1	33.259	42.683	30.620	172.8	236.3	1:46.562	152.76	2.547	18:16:09.099
165 - D1	33.339	42.958	30.559	172.5	235.8	1:46.856	152.34	2.841	18:17:55.955
166 - D1	33.258	42.992	30.751	172.2	235.8	1:47.001	152.14	2.986	18:19:42.956
167 - D1	33.317	42.824	30.259	174.1	235.2	1:46.400	153.00	2.385	18:21:29.356
168 - D1	33.363	42.688	30.525	173.9	236.3	1:46.576	152.74	2.561	18:23:15.932
169 - D1	33.279	42.611	30.349	172.5	236.3	1:46.239	153.23	2.224	18:25:02.171
170 - D1	33.838	42.687	31.064	172.8	235.8	1:47.589	151.30	3.574	18:26:49.760
171 - D1	33.390	42.931	30.490	174.4	235.8	1:46.811	152.41	2.796	18:28:36.571
172 - D1	33.134	42.788	30.320	174.1	236.8	1:46.242	153.22	2.227	18:30:22.813
173 - D1	33.307	43.132	30.812	172.2	236.8	1:47.251	151.78	3.236	18:32:10.064
174 - D1	33.561	43.002	30.536	174.1	235.8	1:47.099	152.00	3.084	18:33:57.163
175 - D1	33.367	43.178	30.892	173.3	235.8	1:47.437	151.52	3.422	18:35:44.600
176 - D1	33.505	43.363	30.628	172.5	236.3	1:47.496	151.44	3.481	18:37:32.096
177 - D1	33.648	42.999	30.429	174.7	236.3	1:47.076	152.03	3.061	18:39:19.172
178 - D1	33.415	47.892	34.239	172.2	236.8	1:55.546	140.88	11.531	18:41:14.718
179 - D1	34.782	46.065	31.534	174.4	224.5	1:52.381	144.85	8.366	18:43:07.099
180 - D1	33.623	43.485	30.660	174.1	238.4	1:47.768	151.05	3.753	18:44:54.867
181 - D1	33.364	43.427	30.838	173.9	237.3	1:47.629	151.25	3.614	18:46:42.496
182 - D1	33.336	43.222	30.685	174.7	237.3	1:47.243	151.79	3.228	18:48:29.739
183 - D1	33.801	43.571	30.657	174.7	237.3	1:48.029	150.69	4.014	18:50:17.768
184 - D1	33.662	43.512	IN PIT		236.8	3:09.671	<b>P</b> 85.82	1:25.656	18:53:27.439
185 - D2	OUTLAP	43.381	30.659	175.8	202.2	1:56.775	139.40	12.760	18:55:24.214
186 - D2	32.824	41.800	30.312	174.4	236.8	1:44.936	155.13	0.921	18:57:09.150
187 - D2	32.974	42.167	30.363	175.3	237.8	1:45.504	154.29	1.489	18:58:54.654
188 - D2	32.992	41.880	30.296	174.4	237.8	1:45.168	154.79	1.153	19:00:39.822
189 - D2	33.336	41.915	30.437	175.3	237.8	1:45.688	154.03	1.673	19:02:25.510
190 - D2	33.099	42.131	30.297	174.4	237.8	1:45.527	154.26	1.512	19:04:11.037
191 - D2	33.026	42.070	30.112	175.0	236.8	1:45.208	154.73	1.193	19:05:56.245

Weather / Track : Showers / Wet

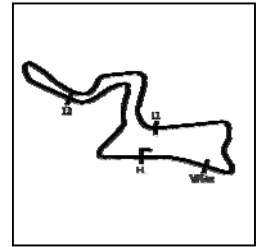
Kyalami Grand Prix Circuit

Circuit Length = 4.522 km

Start: 12:58 Flag 21:58 End: 22:03

# Kyalami 9 Hours

## RACE - SECTOR ANALYSIS



SECTOR 1 = FL to I1, SECTOR 2 = I1 to I2 SECTOR 3 = I2 to I3, SECTOR 4 = I3 to FL, DIFF = Difference To Personal Best Lap, P = Crossed Finish Line in Pit Lane, D = Time Disallowed

192 - D2	32.998	42.244	30.402	175.3	237.3	1:45.644	154.09	1.629	19:07:41.889
193 - D2	32.851	42.052	30.420	174.7	237.3	1:45.323	154.56	1.308	19:09:27.212
194 - D2	33.043	41.903	30.561	175.6	237.3	1:45.507	154.29	1.492	19:11:12.719
195 - D2	32.927	41.853	30.205	175.3	237.3	1:44.985	155.06	0.970	19:12:57.704
196 - D2	32.936	41.939	30.292	174.7	237.3	1:45.167	154.79	1.152	19:14:42.871
197 - D2	33.803	42.023	30.985	173.6	237.8	1:46.811	152.41	2.796	19:16:29.682
198 - D2	33.070	42.053	30.356	174.7	236.8	1:45.479	154.33	1.464	19:18:15.161
199 - D2	33.067	42.126	30.293	175.3	236.8	1:45.486	154.32	1.471	19:20:00.647
200 - D2	33.098	44.489	30.414	175.3	237.3	1:48.001	150.73	3.986	19:21:48.648
201 - D2	33.964	42.329	30.169	175.0	237.8	1:46.462	152.91	2.447	19:23:35.110
202 - D2	32.914	42.036	30.199	175.6	236.8	1:45.149	154.82	1.134	19:25:20.259
203 - D2	32.913	41.904	30.220	176.1	237.3	1:45.037	154.98	1.022	19:27:05.296
204 - D2	32.832	41.815	30.316	175.6	237.8	1:44.963	155.09	0.948	19:28:50.259
205 - D2	32.961	42.119	30.281	175.8	237.3	1:45.361	154.50	1.346	19:30:35.620
206 - D2	33.047	42.032	30.327	176.4	237.8	1:45.406	154.44	1.391	19:32:21.026
207 - D2	33.155	1:05.963	54.480	79.5	237.8	2:33.598	105.98	49.583	19:34:54.624
208 - D2	1:06.852	1:19.459	54.425	79.5	80.3	3:20.736	81.09	1:36.721	19:38:15.360
209 - D2	1:06.893	1:20.666	IN PIT		80.4	4:40.531	P 58.02	2:56.516	19:42:55.891
210 - D2	OUTLAP	1:21.494	1:04.951	78.2	182.1	3:23.309	80.07	1:39.294	19:46:19.200
211 - D2	1:08.265	1:21.015	56.280	78.2	79.0	3:25.560	79.19	1:41.545	19:49:44.760
212 - D2	1:10.608	1:27.232	1:01.053	78.4	79.0	3:38.893	74.37	1:54.878	19:53:23.653
213 - D2	1:08.487	1:21.337	55.685	99.4	101.8	3:25.509	79.21	1:41.494	19:56:49.162
214 - D2	59.097	1:19.342	55.562	107.8	117.2	3:14.001	83.91	1:29.986	20:00:03.163
215 - D2	58.898	1:17.513	1:00.206	105.7	133.8	3:16.617	82.79	1:32.602	20:03:19.780
216 - D2	1:03.083	1:16.616	55.440	103.6	104.9	3:15.139	83.42	1:31.124	20:06:34.919
217 - D2	59.885	1:17.284	55.328	110.6	136.5	3:12.497	84.56	1:28.482	20:09:47.416
218 - D2	1:00.005	1:36.605	1:09.154	64.4	96.2	3:45.764	72.10	2:01.749	20:13:33.180
219 - D2	1:30.582	2:02.143	1:17.630	51.3	73.6	4:50.355	56.06	3:06.340	20:18:23.535
220 - D2	1:31.602	1:38.757	1:11.032	54.8	60.4	4:21.391	62.27	2:37.376	20:22:44.926
221 - D2	1:27.752	1:39.256	1:08.351	73.8	54.0	4:15.359	63.75	2:31.344	20:27:00.285
222 - D2	1:18.680	1:29.713	1:01.508	95.9	72.0	3:49.901	70.80	2:05.886	20:30:50.186
223 - D2	1:05.821	1:23.711	58.152	77.8	93.2	3:27.684	78.38	1:43.669	20:34:17.870
224 - D2	1:08.619	1:35.563	1:03.763	78.0	87.5	3:47.945	71.41	2:03.930	20:38:05.815
225 - D2	1:09.373	1:21.683	1:02.593	85.0	82.6	3:33.649	76.19	1:49.634	20:41:39.464
226 - D2	1:13.440	1:38.243	1:05.963	69.5	78.4	3:57.646	68.50	2:13.631	20:45:37.110
227 - D2	1:19.009	1:30.826	IN PIT		72.6	5:05.474	P 53.29	3:21.459	20:50:42.584
228 - D3	OUTLAP	1:11.411	1:08.215	102.4	178.8	3:09.306	85.99	1:25.291	20:53:51.890
229 - D3	1:15.721	1:21.693	55.519	81.4	102.1	3:32.933	76.45	1:48.918	20:57:24.823
230 - D3	1:09.432	1:20.406	56.180	71.8	77.3	3:26.018	79.01	1:42.003	21:00:50.841
231 - D3	1:02.601	1:31.473	1:03.641	68.3	70.5	3:37.715	74.77	1:53.700	21:04:28.556
232 - D3	1:16.283	1:21.534	53.588	90.7	74.0	3:31.405	77.00	1:47.390	21:07:59.961
233 - D3	55.437	1:19.707	1:04.847	91.2	140.0	3:19.991	81.39	1:35.976	21:11:19.952
234 - D3	1:10.029	1:19.277	56.379	65.9	77.8	3:25.685	79.14	1:41.670	21:14:45.637
235 - D3	1:02.172	1:18.469	1:03.971	65.8	127.5	3:24.612	79.56	1:40.597	21:18:10.249
236 - D3	1:10.344	1:22.320	1:01.308	88.2	82.1	3:33.972	76.08	1:49.957	21:21:44.221
237 - D3	1:11.359	1:11.108	54.063	135.3	82.3	3:16.530	82.83	1:32.515	21:25:00.751
238 - D3	56.020	1:09.451	51.811	151.2	137.0	2:57.282	91.82	1:13.267	21:27:58.033
239 - D3	58.265	1:09.161	49.899	112.3	160.0	2:57.325	91.80	1:13.310	21:30:55.358
240 - D3	51.255	1:12.251	43.508	169.0	162.6	2:47.014	97.47	1:02.999	21:33:42.372
241 - D3	37.967	49.011	35.266	167.9	196.3	2:02.244	133.16	18.229	21:35:44.616
242 - D3	37.410	48.388	34.921	170.3	197.8	2:00.719	134.85	16.704	21:37:45.335
243 - D3	37.232	48.037	35.594	170.6	210.1	2:00.863	134.69	16.848	21:39:46.198
244 - D3	36.853	47.681	34.122	170.6	214.2	1:58.656	137.19	14.641	21:41:44.854
245 - D3	36.620	47.576	34.021	168.7	228.3	1:58.217	137.70	14.202	21:43:43.071
246 - D3	36.877	47.548	34.504	170.3	208.0	1:58.929	136.88	14.914	21:45:42.000
247 - D3	36.673	47.421	34.281	169.2	224.0	1:58.375	137.52	14.360	21:47:40.375
248 - D3	36.558	47.239	34.019	168.7	223.6	1:57.816	138.17	13.801	21:49:38.191
249 - D3	36.350	47.230	IN PIT		229.7	2:09.019	P 126.17	25.004	21:51:47.210
250 - D3	OUTLAP	46.976	34.156	170.0	197.8	2:03.195	132.14	19.180	21:53:50.405
251 - D3	36.016	46.742	33.775	171.1	230.7	1:56.533	139.69	12.518	21:55:46.938
252 - D3	36.132	46.745	33.958	168.7	229.7	1:56.835	139.33	12.820	21:57:43.773
253 - D3	35.902	46.857	33.897	171.4	233.7	1:56.656	139.54	12.641	21:59:40.429

Weather / Track : Showers / Wet

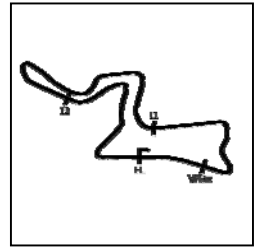
Kyalami Grand Prix Circuit

Circuit Length = 4.522 km

Start: 12:58 Flag 21:58 End: 22:03

# Kyalami 9 Hours

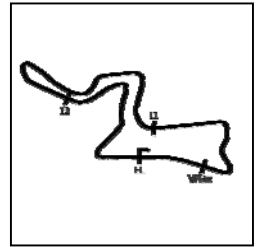
## RACE - SECTOR ANALYSIS



SECTOR 1 = FL to I1, SECTOR 2 = I1 to I2 SECTOR 3 = I2 to I3, SECTOR 4 = I3 to FL, DIFF = Difference To Personal Best Lap, P = Crossed Finish Line in Pit Lane, D = Time Disallowed

# Kyalami 9 Hours

## RACE - SECTOR ANALYSIS



SECTOR 1 = FL to I1, SECTOR 2 = I1 to I2 SECTOR 3 = I2 to I3, SECTOR 4 = I3 to FL, DIFF = Difference To Personal Best Lap, P = Crossed Finish Line in Pit Lane, D = Time Disallowed

P18 40 Am		SPS Automotive Performance			Mercedes-AMG GT3				
IDEAL LAP TIME : 1:44.326		BEST LAP TIME : 1:44.544			DIFFERENCE : 0.218				
D1: Valentin PIERBURG		D2: Tim Torsten MUELLER			D3: Miguel RAMOS				
LAP	SECTOR 1	SECTOR 2	SECTOR 3	SPEED TRAP	LAP TIME	KPH	DIFF	TIME OF DAY	
1 - D3		44.637	31.336	171.9	206.8	2:00.285	135.33	15.741	13:00:43.624
2 - D3	34.587	43.484	31.539	170.6	<b>235.8</b>	1:49.610	148.51	5.066	13:02:33.234
3 - D3	33.678	42.836	32.597	171.7	231.2	1:49.111	149.19	4.567	13:04:22.345
4 - D3	33.779	43.703	30.651	171.1	229.2	1:48.133	150.54	3.589	13:06:10.478
5 - D3	33.649	42.684	30.568	171.4	231.7	1:46.901	152.28	2.357	13:07:57.379
6 - D3	33.652	43.071	30.920	169.2	231.2	1:47.643	151.23	3.099	13:09:45.022
7 - D3	33.633	42.756	30.641	172.2	231.7	1:47.030	152.09	2.486	13:11:32.052
8 - D3	33.906	43.485	30.887	172.8	232.7	1:48.278	150.34	3.734	13:13:20.330
9 - D3	33.597	41.981	30.068	172.5	230.2	1:45.646	154.09	1.102	13:15:05.976
10 - D3	33.233	42.361	30.076	172.5	232.2	1:45.670	154.05	1.126	13:16:51.646
11 - D3	34.120	42.425	30.636	172.5	231.2	1:47.181	151.88	2.637	13:18:38.827
12 - D3	33.207	42.110	30.169	173.0	231.2	1:45.486	154.32	0.942	13:20:24.313
13 - D3	32.895	42.165	30.009	172.8	233.2	1:45.069	154.93	0.525	13:22:09.382
14 - D3	33.434	42.271	30.230	172.8	232.2	1:45.935	153.67	1.391	13:23:55.317
15 - D3	33.343	42.142	30.271	174.1	233.2	1:45.756	153.93	1.212	13:25:41.073
16 - D3	32.904	42.141	30.154	173.0	233.2	1:45.199	154.74	0.655	13:27:26.272
17 - D3	33.075	42.502	30.232	173.0	230.2	1:45.809	153.85	1.265	13:29:12.081
18 - D3	33.052	42.212	30.292	172.8	231.2	1:45.556	154.22	1.012	13:30:57.637
19 - D3	33.041	42.122	30.207	171.9	230.2	1:45.370	154.49	0.826	13:32:43.007
20 - D3	33.008	42.089	30.170	172.5	230.7	1:45.267	154.64	0.723	13:34:28.274
21 - D3	33.239	42.136	30.208	173.0	229.7	1:45.583	154.18	1.039	13:36:13.857
22 - D3	32.936	42.195	30.598	172.2	233.7	1:45.729	153.97	1.185	13:37:59.586
23 - D3	33.060	42.099	30.710	173.9	231.7	1:45.869	153.76	1.325	13:39:45.455
24 - D3	33.230	42.353	30.435	170.0	234.2	1:46.018	153.55	1.474	13:41:31.473
25 - D3	33.020	42.015	30.299	171.4	231.2	1:45.334	154.54	0.790	13:43:16.807
26 - D3	33.105	41.926	30.137	172.5	232.7	1:45.168	154.79	0.624	13:45:01.975
27 - D3	32.757	41.800	30.036	172.5	232.7	1:44.593 <b>(3)</b>	155.64	0.049	13:46:46.568
28 - D3	32.923	<b>41.773</b>	30.542	171.7	232.7	1:45.238	154.68	0.694	13:48:31.806
<b>29 - D3</b>	<b>32.665</b>	41.783	30.096	173.0	233.2	<b>1:44.544 (1)</b>	<b>155.71</b>		<b>13:50:16.350</b>
30 - D3	32.749	41.894	29.918	171.4	231.2	1:44.561 <b>(2)</b>	155.69	0.017	13:52:00.911
31 - D3	32.784	42.097	30.241	172.5	225.9	1:45.122	154.86	0.578	13:53:46.033
32 - D3	32.863	41.881	<b>29.888</b>	173.9	232.2	1:44.632	155.58	0.088	13:55:30.665
33 - D3	32.736	42.038	IN PIT		232.7	3:18.189 <b>P</b>	82.13	1:33.645	13:58:48.854
34 - D2	OUTLAP	45.181	31.429	170.0	197.8	1:57.125	138.98	12.581	14:00:45.979
35 - D2	34.363	45.045	31.906	170.0	227.8	1:51.314	146.24	6.770	14:02:37.293
36 - D2	34.020	43.270	30.605	171.9	226.8	1:47.895	150.88	3.351	14:04:25.188
37 - D2	33.518	42.671	30.213	172.8	230.2	1:46.402	152.99	1.858	14:06:11.590
38 - D2	33.174	42.912	30.338	171.1	228.3	1:46.424	152.96	1.880	14:07:58.014
39 - D2	34.225	42.706	30.556	171.1	227.3	1:47.487	151.45	2.943	14:09:45.501
40 - D2	33.479	42.650	30.442	171.4	228.8	1:46.571	152.75	2.027	14:11:32.072
41 - D2	33.567	43.471	31.394	170.6	227.8	1:48.432	150.13	3.888	14:13:20.504
42 - D2	34.409	42.732	31.669	170.8	229.2	1:48.810	149.61	4.266	14:15:09.314
43 - D2	33.740	42.584	30.591	171.4	230.7	1:46.915	152.26	2.371	14:16:56.229
44 - D2	33.508	42.771	30.686	170.3	229.2	1:46.965	152.19	2.421	14:18:43.194
45 - D2	34.184	42.404	31.855	171.9	229.7	1:48.443	150.11	3.899	14:20:31.637
46 - D2	33.363	42.483	30.486	172.8	233.7	1:46.332	153.09	1.788	14:22:17.969
47 - D2	33.206	42.294	30.245	171.9	232.7	1:45.745	153.94	1.201	14:24:03.714
48 - D2	33.014	42.236	31.091	173.0	229.7	1:46.341	153.08	1.797	14:25:50.055
49 - D2	33.770	42.633	30.457	173.0	230.7	1:46.860	152.34	2.316	14:27:36.915
50 - D2	33.366	42.617	30.590	171.7	230.2	1:46.573	152.75	2.029	14:29:23.488
51 - D2	33.178	42.323	30.452	172.8	229.7	1:45.953	153.64	1.409	14:31:09.441
52 - D2	33.239	42.920	30.732	172.2	230.7	1:46.891	152.29	2.347	14:32:56.332
53 - D2	33.226	42.410	31.514	170.8	228.3	1:47.150	151.92	2.606	14:34:43.482
54 - D2	33.170	42.412	30.501	172.5	230.7	1:46.083	153.45	1.539	14:36:29.565
55 - D2	32.993	42.123	30.198	169.5	230.7	1:45.314	154.57	0.770	14:38:14.879
56 - D2	33.246	42.029	30.336	171.9	229.2	1:45.611	154.14	1.067	14:40:00.490
57 - D2	33.101	41.966	30.389	171.4	226.4	1:45.456	154.36	0.912	14:41:45.946
58 - D2	33.817	43.686	30.431	170.8	230.2	1:47.934	150.82	3.390	14:43:33.880
59 - D2	33.903	42.707	30.514	172.8	231.7	1:47.124	151.96	2.580	14:45:21.004
60 - D2	33.094	42.236	30.255	171.7	232.2	1:45.585	154.18	1.041	14:47:06.589
61 - D2	32.974	41.923	30.335	171.4	231.7	1:45.232	154.69	0.688	14:48:51.821

Weather / Track : Showers / Wet

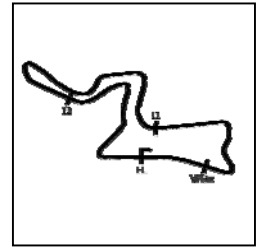
Kyalami Grand Prix Circuit

Circuit Length = 4.522 km

Start: 12:58 Flag 21:58 End: 22:03

# Kyalami 9 Hours

## RACE - SECTOR ANALYSIS



SECTOR 1 = FL to I1, SECTOR 2 = I1 to I2 SECTOR 3 = I2 to I3, SECTOR 4 = I3 to FL, DIFF = Difference To Personal Best Lap, P = Crossed Finish Line in Pit Lane, D = Time Disallowed

62 - D2	33.300	42.450	30.152	172.5	230.7	1:45.902	153.71	1.358	14:50:37.723
63 - D2	33.080	42.130	30.447	170.8	230.7	1:45.657	154.07	1.113	14:52:23.380
64 - D2	33.160	42.159	30.262	173.6	232.7	1:45.581	154.18	1.037	14:54:08.961
65 - D2	33.122	42.749	IN PIT		231.2	3:09.453	P 85.92	1:24.909	14:57:18.414
66 - D1	OUTLAP	46.233	30.962	170.3	201.8	1:58.397	137.49	13.853	14:59:16.811
67 - D1	33.647	43.538	30.916	171.7	229.2	1:48.101	150.59	3.557	15:01:04.912
68 - D1	34.180	43.297	30.340	171.4	229.7	1:47.817	150.98	3.273	15:02:52.729
69 - D1	33.547	42.562	30.413	171.4	231.2	1:46.522	152.82	1.978	15:04:39.251
70 - D1	33.501	42.597	30.292	171.4	228.8	1:46.390	153.01	1.846	15:06:25.641
71 - D1	33.764	43.885	30.564	171.7	229.2	1:48.213	150.43	3.669	15:08:13.854
72 - D1	33.379	42.396	30.237	171.4	229.7	1:46.012	153.55	1.468	15:09:59.866
73 - D1	33.080	42.064	30.143	173.6	233.7	1:45.287	154.61	0.743	15:11:45.153
74 - D1	33.071	42.265	30.803	172.5	231.2	1:46.139	153.37	1.595	15:13:31.292
75 - D1	33.209	42.328	30.312	173.0	231.2	1:45.849	153.79	1.305	15:15:17.141
76 - D1	33.189	42.619	30.142	173.0	232.7	1:45.950	153.64	1.406	15:17:03.091
77 - D1	33.248	43.078	30.666	171.9	232.7	1:46.992	152.15	2.448	15:18:50.083
78 - D1	33.243	44.012	30.841	172.2	233.2	1:48.096	150.59	3.552	15:20:38.179
79 - D1	33.596	43.434	31.329	173.3	232.2	1:48.359	150.23	3.815	15:22:26.538
80 - D1	33.865	42.343	30.544	171.4	232.7	1:46.752	152.49	2.208	15:24:13.290
81 - D1	33.367	43.872	31.828	171.7	230.2	1:49.067	149.25	4.523	15:26:02.357
82 - D1	33.656	43.138	31.801	172.8	231.2	1:48.595	149.90	4.051	15:27:50.952
83 - D1	34.298	42.954	30.677	172.5	231.2	1:47.929	150.83	3.385	15:29:38.881
84 - D1	34.780	43.288	30.479	173.3	232.2	1:48.547	149.97	4.003	15:31:27.428
85 - D1	33.838	43.068	30.503	172.8	232.7	1:47.409	151.56	2.865	15:33:14.837
86 - D1	33.645	42.727	31.351	171.9	230.7	1:47.723	151.12	3.179	15:35:02.560
87 - D1	50.164	1:19.770	54.482	79.4	232.2	3:04.416	88.27	1:19.872	15:38:06.976
88 - D1	1:06.810	1:19.682	IN PIT		80.1	4:43.641	P 57.39	2:59.097	15:42:50.617
89 - D3	OUTLAP	47.463	31.537	168.7	80.0	2:16.754	119.04	32.210	15:45:07.371
90 - D3	33.865	43.269	30.760	170.6	228.3	1:47.894	150.88	3.350	15:46:55.265
91 - D3	38.382	54.268	35.217	167.1	230.2	2:07.867	127.31	23.323	15:49:03.132
92 - D3	46.170	56.446	39.216	170.6	115.3	2:21.832	114.77	37.288	15:51:24.964
93 - D3	34.791	44.461	31.763	169.2	231.7	1:51.015	146.63	6.471	15:53:15.979
94 - D3	33.313	42.802	31.152	171.4	230.2	1:47.267	151.76	2.723	15:55:03.246
95 - D3	33.528	42.217	30.481	168.2	230.7	1:46.226	153.25	1.682	15:56:49.472
96 - D3	33.242	42.413	30.395	171.1	231.2	1:46.050	153.50	1.506	15:58:35.522
97 - D3	32.927	42.288	31.304	170.0	230.7	1:46.519	152.82	1.975	16:00:22.041
98 - D3	33.087	42.383	32.597	171.7	235.2	1:48.067	150.63	3.523	16:02:10.108
99 - D3	33.420	42.675	30.572	171.7	230.7	1:46.667	152.61	2.123	16:03:56.775
100 - D3	32.937	1:10.263	54.554	79.4	231.2	2:37.754	103.19	53.210	16:06:34.529
101 - D3	1:06.847	1:19.863	54.565	79.5	80.0	3:21.275	80.88	1:36.731	16:09:55.804
102 - D3	1:06.832	1:19.850	43.578	140.4	80.2	3:10.260	85.56	1:25.716	16:13:06.064
103 - D3	35.163	43.565	31.576	171.4	220.8	1:50.304	147.58	5.760	16:14:56.368
104 - D3	40.787	52.877	38.243	145.5	197.0	2:11.907	123.41	27.363	16:17:08.275
105 - D3	48.407	58.253	42.932	154.9	127.8	2:29.592	108.82	45.048	16:19:37.867
106 - D3	43.275	52.979	37.996	169.2	153.6	2:14.250	121.26	29.706	16:21:52.117
107 - D3	46.049	49.866	37.544	121.8	115.2	2:13.459	121.97	28.915	16:24:05.576
108 - D3	44.808	50.778	38.825	103.4	139.5	2:14.411	121.11	29.867	16:26:19.987
109 - D3	46.279	57.874	32.713	170.3	184.3	2:16.866	118.94	32.322	16:28:36.853
110 - D3	34.223	43.553	30.822	172.5	232.7	1:48.598	149.90	4.054	16:30:25.451
111 - D3	33.819	42.835	30.124	169.8	231.7	1:46.778	152.45	2.234	16:32:12.229
112 - D3	32.932	42.134	30.214	172.2	231.7	1:45.280	154.62	0.736	16:33:57.509
113 - D3	34.062	42.498	30.139	171.7	233.2	1:46.699	152.57	2.155	16:35:44.208
114 - D3	33.007	42.102	30.064	172.5	231.7	1:45.173	154.78	0.629	16:37:29.381
115 - D3	33.957	41.998	30.120	173.3	225.0	1:46.075	153.46	1.531	16:39:15.456
116 - D3	32.892	41.835	29.975	174.1	231.7	1:44.702	155.48	0.158	16:41:00.158
117 - D3	32.809	41.828	30.070	173.0	231.7	1:44.707	155.47	0.163	16:42:44.865
118 - D3	33.514	42.977	IN PIT		233.2	3:11.705	P 84.91	1:27.161	16:45:56.570
119 - D2	OUTLAP	45.352	32.112	171.1	198.8	1:58.099	137.84	13.555	16:47:54.669
120 - D2	34.144	43.713	31.030	170.8	231.7	1:48.887	149.50	4.343	16:49:43.556
121 - D2	33.709	43.025	30.815	170.8	228.3	1:47.549	151.36	3.005	16:51:31.105
122 - D2	33.343	42.625	30.611	170.8	229.7	1:46.579	152.74	2.035	16:53:17.684
123 - D2	33.538	43.443	30.897	170.3	229.2	1:47.878	150.90	3.334	16:55:05.562
124 - D2	33.423	42.849	30.768	170.3	228.8	1:47.040	152.08	2.496	16:56:52.602
125 - D2	33.667	42.882	30.662	170.8	227.8	1:47.211	151.84	2.667	16:58:39.813
126 - D2	33.455	42.614	30.570	170.0	228.8	1:46.639	152.65	2.095	17:00:26.452

Weather / Track : Showers / Wet

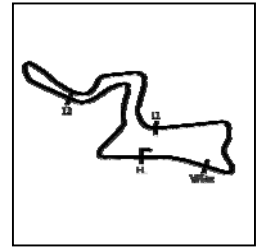
Kyalami Grand Prix Circuit

Circuit Length = 4.522 km

Start: 12:58 Flag 21:58 End: 22:03

# Kyalami 9 Hours

## RACE - SECTOR ANALYSIS



SECTOR 1 = FL to I1,		SECTOR 2 = I1 to I2		SECTOR 3 = I2 to I3,		SECTOR 4 = I3 to FL,		DIFF = Difference To Personal Best Lap,	P = Crossed Finish Line in Pit Lane,	D = Time Disallowed
127 - D2	33.278	42.341	30.498	170.3	227.3	1:46.117	153.40	1.573	17:02:12.569	
128 - D2	33.268	42.272	30.498	170.6	226.8	1:46.038	153.52	1.494	17:03:58.607	
129 - D2	33.930	43.012	30.775	170.0	228.3	1:47.717	151.12	3.173	17:05:46.324	
130 - D2	33.374	1:12.803	31.149	169.8	230.2	2:17.326	118.54	32.782	17:08:03.650	
131 - D2	33.549	42.963	32.116	170.3	229.7	1:48.628	149.86	4.084	17:09:52.278	
132 - D2	33.818	42.997	30.742	170.0	228.8	1:47.557	151.35	3.013	17:11:39.835	
133 - D2	33.440	43.223	30.993	172.2	228.8	1:47.656	151.21	3.112	17:13:27.491	
134 - D2	33.351	42.982	30.629	171.4	230.7	1:46.962	152.19	2.418	17:15:14.453	
135 - D2	33.160	42.637	30.422	170.8	230.7	1:46.219	153.26	1.675	17:17:00.672	
136 - D2	33.363	42.573	30.285	171.9	228.3	1:46.221	153.25	1.677	17:18:46.893	
137 - D2	33.216	42.130	30.381	170.6	231.7	1:45.727	153.97	1.183	17:20:32.620	
138 - D2	34.308	43.466	30.894	170.3	228.8	1:48.668	149.80	4.124	17:22:21.288	
139 - D2	33.147	42.306	30.393	171.4	231.2	1:45.846	153.80	1.302	17:24:07.134	
140 - D2	33.164	42.025	30.517	171.7	231.2	1:45.706	154.00	1.162	17:25:52.840	
141 - D2	33.359	42.313	30.205	171.4	228.8	1:45.877	153.75	1.333	17:27:38.717	
142 - D2	33.197	42.493	30.589	171.7	229.2	1:46.279	153.17	1.735	17:29:24.996	
143 - D2	34.724	42.814	30.460	173.3	230.7	1:47.998	150.73	3.454	17:31:12.994	
144 - D2	33.163	42.488	30.554	171.9	230.7	1:46.205	153.28	1.661	17:32:59.199	
145 - D2	33.207	42.240	30.396	174.4	230.2	1:45.843	153.80	1.299	17:34:45.042	
146 - D2	33.073	42.435	31.242	171.4	230.7	1:46.750	152.49	2.206	17:36:31.792	
147 - D2	33.065	42.522	30.521	171.1	229.7	1:46.108	153.42	1.564	17:38:17.900	
148 - D2	33.254	42.189	30.447	170.3	229.2	1:45.890	153.73	1.346	17:40:03.790	
149 - D2	33.669	43.313	30.484	171.9	230.7	1:47.466	151.48	2.922	17:41:51.256	
150 - D2	33.613	42.717	30.735	171.4	230.2	1:47.065	152.04	2.521	17:43:38.321	
151 - D2	33.381	42.426	IN PIT		230.2	3:13.072	<b>P</b> 84.31	1:28.528	17:46:51.393	
152 - D3	OUTLAP	43.822	31.328	170.3	196.0	1:56.454	139.79	11.910	17:48:47.847	
153 - D3	33.534	43.008	30.917	171.1	234.7	1:47.459	151.49	2.915	17:50:35.306	
154 - D3	43.275	1:19.722	54.582	79.4	228.8	2:57.579	91.67	1:13.035	17:53:32.885	
155 - D3	1:06.838	1:19.941	54.605	79.5	80.0	3:21.384	80.83	1:36.840	17:56:54.269	
156 - D3	1:06.831	1:19.957	54.617	79.3	80.1	3:21.405	80.82	1:36.861	18:00:15.674	
157 - D3	1:07.030	1:02.198	33.498	167.4	80.2	2:42.726	100.04	58.182	18:02:58.400	
158 - D3	34.682	45.872	31.542	169.8	227.8	1:52.096	145.22	7.552	18:04:50.496	
159 - D3	33.481	45.067	37.190	172.8	231.2	1:55.738	140.65	11.194	18:06:46.234	
160 - D3	33.966	45.283	30.872	171.7	230.7	1:50.121	147.83	5.577	18:08:36.355	
161 - D3	33.537	42.824	30.680	173.0	230.7	1:47.041	152.08	2.497	18:10:23.396	
162 - D3	33.224	42.458	30.331	171.9	231.2	1:46.013	153.55	1.469	18:12:09.409	
163 - D3	33.108	42.135	31.701	173.6	232.2	1:46.944	152.22	2.400	18:13:56.353	
164 - D3	33.522	42.475	31.227	173.0	230.2	1:47.224	151.82	2.680	18:15:43.577	
165 - D3	33.388	42.502	30.145	173.3	230.7	1:46.035	153.52	1.491	18:17:29.612	
166 - D3	32.848	42.330	30.444	171.4	232.7	1:45.622	154.12	1.078	18:19:15.234	
167 - D3	32.946	42.388	30.307	172.2	232.7	1:45.641	154.09	1.097	18:21:00.875	
168 - D3	32.943	42.289	30.266	173.3	232.2	1:45.498	154.30	0.954	18:22:46.373	
169 - D3	32.909	42.287	30.263	173.6	233.7	1:45.459	154.36	0.915	18:24:31.832	
170 - D3	32.780	42.175	30.335	172.2	232.7	1:45.290	154.61	0.746	18:26:17.122	
171 - D3	33.321	42.242	30.180	171.9	233.7	1:45.743	153.95	1.199	18:28:02.865	
172 - D3	32.840	42.028	30.111	172.2	232.7	1:44.979	155.07	0.435	18:29:47.844	
173 - D3	32.824	41.885	29.993	173.0	232.7	1:44.702	155.48	0.158	18:31:32.546	
174 - D3	32.964	42.134	30.148	171.4	233.7	1:45.246	154.67	0.702	18:33:17.792	
175 - D3	32.961	41.982	30.101	172.5	231.7	1:45.044	154.97	0.500	18:35:02.836	
176 - D3	32.961	41.816	30.002	172.5	231.7	1:44.779	155.36	0.235	18:36:47.615	
177 - D3	32.845	42.028	30.164	170.8	231.2	1:45.037	154.98	0.493	18:38:32.652	
178 - D3	32.821	42.229	30.184	171.7	233.7	1:45.234	154.69	0.690	18:40:17.886	
179 - D3	33.140	42.133	29.942	172.2	232.2	1:45.215	154.72	0.671	18:42:03.101	
180 - D3	32.984	42.172	30.391	170.8	230.7	1:45.547	154.23	1.003	18:43:48.648	
181 - D3	33.601	42.550	30.465	172.2	211.7	1:46.616	152.69	2.072	18:45:35.264	
182 - D3	33.144	42.261	30.704	175.3	231.2	1:46.109	153.41	1.565	18:47:21.373	
183 - D3	33.226	42.751	30.450	171.9	232.7	1:46.427	152.96	1.883	18:49:07.800	
184 - D3	33.117	42.808	IN PIT		230.2	3:22.423	<b>P</b> 80.42	1:37.879	18:52:30.223	
185 - D1	OUTLAP	45.171	31.831	169.8	199.6	1:58.093	137.85	13.549	18:54:28.316	
186 - D1	34.580	44.299	31.538	169.5	228.8	1:50.417	147.43	5.873	18:56:18.733	
187 - D1	34.209	44.428	31.415	170.3	229.2	1:50.052	147.92	5.508	18:58:08.785	
188 - D1	34.094	44.022	31.400	170.0	229.2	1:49.516	148.64	4.972	18:59:58.301	
189 - D1	34.168	54.628	32.440	171.7	226.4	2:01.236	134.27	16.692	19:01:59.537	
190 - D1	33.895	43.876	31.046	170.6	228.3	1:48.817	149.60	4.273	19:03:48.354	
191 - D1	33.877	43.743	31.169	170.8	229.7	1:48.789	149.64	4.245	19:05:37.143	

Weather / Track : Showers / Wet

Kyalami Grand Prix Circuit

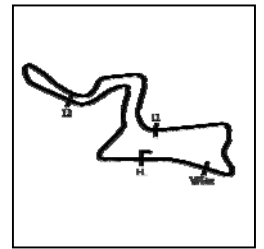
Circuit Length = 4.522 km

Start: 12:58 Flag 21:58 End: 22:03



# Kyalami 9 Hours

## RACE - SECTOR ANALYSIS



SECTOR 1 = FL to I1, SECTOR 2 = I1 to I2 SECTOR 3 = I2 to I3, SECTOR 4 = I3 to FL, DIFF = Difference To Personal Best Lap, P = Crossed Finish Line in Pit Lane, D = Time Disallowed

192 - D1	34.026	43.766	30.872	170.6	230.2	1:48.664	149.81	4.120	19:07:25.807
193 - D1	33.966	44.475	30.866	171.7	229.7	1:49.307	148.93	4.763	19:09:15.114
194 - D1	33.843	44.887	30.773	172.2	228.3	1:49.503	148.66	4.959	19:11:04.617
195 - D1	33.698	43.658	30.720	171.9	230.2	1:48.076	150.62	3.532	19:12:52.693
196 - D1	33.806	43.386	30.685	170.6	226.4	1:47.877	150.90	3.333	19:14:40.570
197 - D1	33.656	43.472	32.825	164.1	232.7	1:49.953	148.05	5.409	19:16:30.523
198 - D1	33.557	43.426	31.194	170.6	227.8	1:48.177	150.48	3.633	19:18:18.700
199 - D1	34.142	44.674	30.756	172.8	228.8	1:49.572	148.57	5.028	19:20:08.272
200 - D1	35.465	44.064	32.096	171.9	232.2	1:51.625	145.83	7.081	19:21:59.897
201 - D1	34.545	44.442	30.557	172.5	211.7	1:49.544	148.60	5.000	19:23:49.441
202 - D1	33.635	45.311	31.027	170.6	230.7	1:49.973	148.02	5.429	19:25:39.414
203 - D1	33.991	43.382	30.727	172.8	229.2	1:48.100	150.59	3.556	19:27:27.514
204 - D1	33.521	42.841	30.341	173.9	231.7	1:46.703	152.56	2.159	19:29:14.217
205 - D1	33.465	43.127	30.439	173.0	232.2	1:47.031	152.09	2.487	19:31:01.248
206 - D1	33.770	45.099	30.920	173.0	234.7	1:49.789	148.27	5.245	19:32:51.037
207 - D1	42.396	1:19.803	54.528	79.5	232.2	2:56.727	92.11	1:12.183	19:35:47.764
208 - D1	1:06.974	1:19.808	54.494	79.7	79.7	3:21.276	80.87	1:36.732	19:39:09.040
209 - D1	1:06.832	1:20.784	IN PIT		79.9	4:48.910	P 56.34	3:04.366	19:43:57.950
210 - D1	OUTLAP	1:33.664	56.940	78.8	123.0	3:30.564	77.31	1:46.020	19:47:28.514
211 - D1	1:07.975	1:20.684	51.022	155.6	79.8	3:19.681	81.52	1:35.137	19:50:48.195
212 - D1	46.181	1:00.401	57.694	70.0	164.8	2:44.276	99.09	59.732	19:53:32.471
213 - D1	1:08.754	1:19.836	IN PIT		88.5	3:32.521	P 76.60	1:47.977	19:57:04.992
214 - D1	OUTLAP	1:16.718	57.823	92.3	119.3	3:15.046	83.46	1:30.502	20:00:20.038
215 - D1	55.446	1:18.430	1:00.282	77.5	100.6	3:14.158	83.84	1:29.614	20:03:34.196
216 - D1	1:04.221	1:13.718	55.502	70.2	113.2	3:13.441	84.15	1:28.897	20:06:47.637
217 - D1	1:01.103	1:15.052	57.933	79.4	99.3	3:14.088	83.87	1:29.544	20:10:01.725
218 - D1	59.453	1:44.725	1:08.181	52.8	107.0	3:52.359	70.06	2:07.815	20:13:54.084
219 - D1	1:29.346	2:01.425	1:20.056	57.6	61.5	4:50.827	55.97	3:06.283	20:18:44.911
220 - D1	1:34.285	1:31.087	1:13.388	54.5	60.9	4:18.760	62.91	2:34.216	20:23:03.671
221 - D1	1:26.542	1:41.614	1:06.126	66.0	63.3	4:14.282	64.02	2:29.738	20:27:17.953
222 - D1	1:19.034	1:29.369	59.617	74.7	68.9	3:48.020	71.39	2:03.476	20:31:05.973
223 - D1	1:04.581	1:24.969	54.249	71.3	77.6	3:23.799	79.87	1:39.255	20:34:29.772
224 - D1	1:06.982	1:35.869	1:05.265	75.4	90.3	3:48.116	71.36	2:03.572	20:38:17.888
225 - D1	1:08.911	1:23.113	1:00.882	64.7	86.4	3:32.906	76.46	1:48.362	20:41:50.794
226 - D1	1:12.908	1:40.943	1:04.303	75.5	84.8	3:58.154	68.35	2:13.610	20:45:48.948
227 - D1	1:17.798	1:30.253	58.681	100.7	63.0	3:46.732	71.79	2:02.188	20:49:35.680
228 - D1	1:10.088	1:33.024	1:08.148	63.5	89.8	3:51.260	70.39	2:06.716	20:53:26.940
229 - D1	1:15.842	1:29.718	IN PIT		81.6	5:00.503	P 54.17	3:15.959	20:58:27.443
230 - D2	OUTLAP	1:12.515	43.571	129.8	79.8	3:04.649	88.16	1:20.105	21:01:32.092
231 - D2	51.558	1:15.202	1:03.897	66.9	129.3	3:10.657	85.38	1:26.113	21:04:42.749
232 - D2	1:18.211	1:18.661	53.477	69.9	70.4	3:30.349	77.39	1:45.805	21:08:13.098
233 - D2	1:00.043	1:14.869	1:07.978	55.0	113.9	3:22.890	80.23	1:38.346	21:11:35.988
234 - D2	1:14.465	1:13.680	55.935	62.5	72.0	3:24.080	79.76	1:39.536	21:15:00.068
235 - D2	1:09.130	1:09.435	1:08.999	41.3	75.7	3:27.564	78.42	1:43.020	21:18:27.632
236 - D2	1:15.020	1:16.528	1:00.598	72.1	81.1	3:32.146	76.73	1:47.602	21:21:59.778
237 - D2	1:13.066	1:10.099	52.592	60.6	79.9	3:15.757	83.16	1:31.213	21:25:15.535
238 - D2	56.071	1:08.799	51.472	74.6	154.5	2:56.342	92.31	1:11.798	21:28:11.877
239 - D2	59.333	1:07.106	48.664	102.3	112.3	2:55.103	92.96	1:10.559	21:31:06.980
240 - D2	54.344	1:07.456	42.557	159.0	151.2	2:44.357	99.04	59.813	21:33:51.337
241 - D2	39.269	53.880	37.866	160.2	207.6	2:11.015	124.25	26.471	21:36:02.352
242 - D2	39.385	52.125	37.339	160.9	190.8	2:08.849	126.34	24.305	21:38:11.201
243 - D2	39.331	51.864	36.974	163.1	209.7	2:08.169	127.01	23.625	21:40:19.370
244 - D2	38.571	50.795	36.564	163.8	219.0	2:05.930	129.27	21.386	21:42:25.300
245 - D2	38.266	50.464	36.298	165.1	221.3	2:05.028	130.20	20.484	21:44:30.328
246 - D2	38.100	49.499	35.610	165.6	217.3	2:03.209	132.12	18.665	21:46:33.537
247 - D2	37.713	50.516	35.925	166.4	221.7	2:04.154	131.12	19.610	21:48:37.691
248 - D2	38.065	49.818	35.960	165.6	222.2	2:03.843	131.45	19.299	21:50:41.534
249 - D2	37.624	49.172	35.557	164.8	223.6	2:02.353	133.05	17.809	21:52:43.887
250 - D2	37.411	49.346	35.002	165.3	224.0	2:01.759	133.70	17.215	21:54:45.646
251 - D2	37.107	48.697	34.992	165.6	224.0	2:00.796	134.76	16.252	21:56:46.442
252 - D2	37.449	48.398	34.873	166.6	224.0	2:00.720	134.85	16.176	21:58:47.162
253 - D2	37.398	48.919	35.441	164.3	224.5	2:01.758	133.70	17.214	22:00:48.920

Weather / Track : Showers / Wet

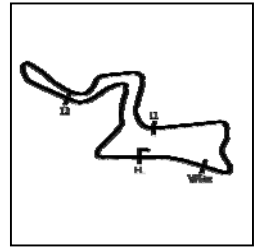
Kyalami Grand Prix Circuit

Circuit Length = 4.522 km

Start: 12:58 Flag 21:58 End: 22:03

# Kyalami 9 Hours

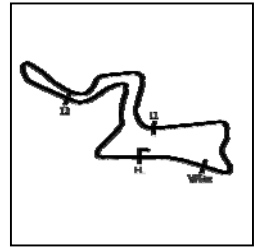
## RACE - SECTOR ANALYSIS



SECTOR 1 = FL to I1, SECTOR 2 = I1 to I2 SECTOR 3 = I2 to I3, SECTOR 4 = I3 to FL, DIFF = Difference To Personal Best Lap, P = Crossed Finish Line in Pit Lane, D = Time Disallowed

# Kyalami 9 Hours

## RACE - SECTOR ANALYSIS



SECTOR 1 = FL to I1, SECTOR 2 = I1 to I2 SECTOR 3 = I2 to I3, SECTOR 4 = I3 to FL, DIFF = Difference To Personal Best Lap, P = Crossed Finish Line in Pit Lane, D = Time Disallowed

P19 35 Pro KCMG		Nissan GT-R NISMO GT3							
IDEAL LAP TIME : 1:42.767		BEST LAP TIME : 1:43.167		DIFFERENCE : 0.400					
D1: Joao Paulo de OLIVEIRA		D2: Katsumasa CHIYO		D3: Joshua BURDON					
LAP	SECTOR 1	SECTOR 2	SECTOR 3	SPEED TRAP	LAP TIME	KPH	DIFF	TIME OF DAY	
1 - D1		42.664	30.295	173.6	226.4	1:52.659	144.49	9.492	13:00:35.998
2 - D1	33.405	42.051	30.041	175.0	234.7	1:45.497	154.30	2.330	13:02:21.495
3 - D1	32.965	41.869	30.368	174.4	237.3	1:45.202	154.74	2.035	13:04:06.697
4 - D1	32.769	42.265	30.025	175.8	236.3	1:45.059	154.95	1.892	13:05:51.756
5 - D1	32.908	42.425	30.279	174.4	237.8	1:45.612	154.14	2.445	13:07:37.368
6 - D1	32.995	42.301	30.189	174.1	238.4	1:45.485	154.32	2.318	13:09:22.853
7 - D1	32.928	42.008	29.957	175.6	236.8	1:44.893	155.19	1.726	13:11:07.746
8 - D1	33.074	41.938	29.989	175.3	240.5	1:45.001	155.03	1.834	13:12:52.747
9 - D1	32.880	41.829	29.980	175.8	237.8	1:44.689	155.50	1.522	13:14:37.436
10 - D1	32.779	41.875	30.151	174.7	240.0	1:44.805	155.32	1.638	13:16:22.241
11 - D1	32.695	41.809	30.187	176.4	237.3	1:44.691	155.49	1.524	13:18:06.932
12 - D1	33.025	41.725	29.892	176.7	237.3	1:44.642	155.57	1.475	13:19:51.574
13 - D1	32.650	41.559	30.074	176.4	238.9	1:44.283	156.10	1.116	13:21:35.857
14 - D1	32.638	41.524	30.016	176.4	237.3	1:44.178	156.26	1.011	13:23:20.035
15 - D1	32.557	41.605	30.065	177.0	238.9	1:44.227	156.18	1.060	13:25:04.262
16 - D1	33.338	42.173	30.220	175.8	238.9	1:45.731	153.96	2.564	13:26:49.993
17 - D1	32.687	41.649	29.989	176.4	237.8	1:44.325	156.04	1.158	13:28:34.318
18 - D1	32.632	41.926	29.972	176.4	236.8	1:44.530	155.73	1.363	13:30:18.848
19 - D1	34.132	42.081	29.902	175.8	238.9	1:46.115	153.41	2.948	13:32:04.963
20 - D1	32.726	41.713	29.789	176.1	237.3	1:44.228	156.18	1.061	13:33:49.191
21 - D1	32.727	41.426	29.972	176.7	236.8	1:44.125	156.34	0.958	13:35:33.316
22 - D1	32.585	41.586	29.939	176.4	237.3	1:44.110	156.36	0.943	13:37:17.426
23 - D1	32.590	41.532	29.870	177.3	237.8	1:43.992	156.54	0.825	13:39:01.418
24 - D1	32.433	41.568	29.840	177.3	237.8	1:43.841	156.77	0.674	13:40:45.259
25 - D1	32.618	41.522	29.812	176.4	239.4	1:43.952	156.60	0.785	13:42:29.211
26 - D1	32.539	41.412	29.822	176.4	238.4	1:43.773	156.87	0.606	13:44:12.984
27 - D1	32.479	41.349	29.778	176.4	238.9	1:43.606	157.12	0.439	13:45:56.590
28 - D1	32.556	41.266	29.849	176.7	238.4	1:43.671	157.02	0.504	13:47:40.261
29 - D1	32.497	41.639	29.932	177.0	239.4	1:44.068	156.42	0.901	13:49:24.329
30 - D1	32.471	41.406	29.938	175.6	237.3	1:43.815	156.80	0.648	13:51:08.144
31 - D1	32.479	41.873	29.778	176.4	237.3	1:44.130	156.33	0.963	13:52:52.274
32 - D1	32.596	41.576	29.930	176.7	238.9	1:44.102	156.37	0.935	13:54:36.376
33 - D1	32.870	42.262	29.958	177.0	240.5	1:45.090	154.90	1.923	13:56:21.466
34 - D1	32.461	41.464	29.773	177.0	240.0	1:43.698	156.98	0.531	13:58:05.164
35 - D1	32.448	41.411	29.898	175.8	237.8	1:43.757	156.89	0.590	13:59:48.921
36 - D1	32.562	41.415	IN PIT		237.8	3:05.403	P 87.80	1:22.236	14:02:54.324
37 - D2	OUTLAP	42.777	30.564	175.6	204.5	1:52.917	144.16	9.750	14:04:47.241
38 - D2	32.668	41.730	30.142	175.0	233.2	1:44.540	155.72	1.373	14:06:31.781
39 - D2	33.326	42.135	30.412	174.1	233.7	1:45.873	153.76	2.706	14:08:17.654
40 - D2	32.794	41.982	30.204	175.8	234.2	1:44.980	155.06	1.813	14:10:02.634
41 - D2	33.569	41.623	29.904	173.6	226.4	1:45.096	154.89	1.929	14:11:47.730
42 - D2	32.570	41.476	29.849	173.9	233.2	1:43.895	156.68	0.728	14:13:31.625
43 - D2	32.596	41.233	29.981	173.6	233.2	1:43.810	156.81	0.643	14:15:15.435
44 - D2	32.586	41.445	30.007	173.0	233.2	1:44.038	156.47	0.871	14:16:59.473
45 - D2	32.694	41.546	29.955	175.0	233.2	1:44.195	156.23	1.028	14:18:43.668
46 - D2	32.875	41.461	29.929	173.9	236.8	1:44.265	156.13	1.098	14:20:27.933
47 - D2	32.675	41.409	30.026	175.6	235.2	1:44.110	156.36	0.943	14:22:12.043
48 - D2	32.520	41.593	29.829	175.8	236.8	1:43.942	156.61	0.775	14:23:55.985
49 - D2	32.631	41.784	30.155	175.0	234.2	1:44.570	155.67	1.403	14:25:40.555
50 - D2	33.061	41.980	30.043	175.0	233.7	1:45.084	154.91	1.917	14:27:25.639
51 - D2	32.727	41.582	30.615	174.1	234.2	1:44.924	155.15	1.757	14:29:10.563
52 - D2	32.676	41.789	30.090	175.0	235.8	1:44.555	155.69	1.388	14:30:55.118
53 - D2	32.749	41.869	30.067	175.3	234.7	1:44.685	155.50	1.518	14:32:39.803
54 - D2	32.799	41.959	29.969	175.0	234.2	1:44.727	155.44	1.560	14:34:24.530
55 - D2	32.786	41.752	30.044	174.7	235.2	1:44.582	155.65	1.415	14:36:09.112
56 - D2	32.638	41.712	30.118	175.0	234.2	1:44.468	155.82	1.301	14:37:53.580
57 - D2	32.643	42.062	30.090	174.4	235.2	1:44.795	155.34	1.628	14:39:38.375
58 - D2	32.803	41.780	30.037	174.7	234.7	1:44.620	155.60	1.453	14:41:22.995
59 - D2	32.728	41.653	30.139	175.0	235.2	1:44.520	155.75	1.353	14:43:07.515
60 - D2	32.759	41.923	30.108	174.4	237.8	1:44.790	155.35	1.623	14:44:52.305
61 - D2	32.714	41.789	30.210	175.8	235.2	1:44.713	155.46	1.540	14:46:37.018

Weather / Track : Showers / Wet

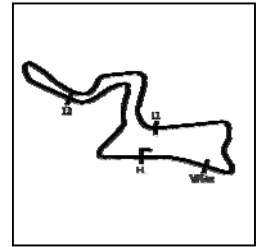
Kyalami Grand Prix Circuit

Circuit Length = 4.522 km

Start: 12:58 Flag 21:58 End: 22:03

# Kyalami 9 Hours

## RACE - SECTOR ANALYSIS



SECTOR 1 = FL to I1, SECTOR 2 = I1 to I2 SECTOR 3 = I2 to I3, SECTOR 4 = I3 to FL, DIFF = Difference To Personal Best Lap, P = Crossed Finish Line in Pit Lane, D = Time Disallowed

62 - D2	33.535	41.846	30.889	176.1	237.8	1:46.270	153.18	3.103	14:48:23.288
63 - D2	32.733	41.598	29.849	176.1	238.9	1:44.180	156.26	1.013	14:50:07.468
64 - D2	32.548	41.743	29.841	175.3	237.3	1:44.132	156.33	0.965	14:51:51.600
65 - D2	32.517	41.518	30.118	176.7	235.8	1:44.153	156.30	0.986	14:53:35.753
66 - D2	32.667	41.394	29.882	175.3	237.8	1:43.943	156.61	0.776	14:55:19.696
67 - D2	32.435	41.451	29.848	175.0	236.3	1:43.734	156.93	0.567	14:57:03.430
68 - D2	32.591	41.360	30.218	175.3	236.8	1:44.169	156.27	1.002	14:58:47.599
69 - D2	32.645	41.474	29.961	176.1	237.3	1:44.080	156.41	0.913	15:00:31.679
70 - D2	32.620	41.328	29.789	174.7	237.3	1:43.737	156.92	0.570	15:02:15.416
71 - D2	32.614	41.169	29.719	176.1	236.3	1:43.502	157.28	0.335	15:03:58.918
72 - D2	32.382	41.321	IN PIT		236.3	3:03.289	<b>P</b> 88.81	1:20.122	15:07:02.207
73 - D3	OUTLAP	42.114	30.362	173.6	204.5	1:52.486	144.72	9.319	15:08:54.693
74 - D3	32.740	41.327	29.800	173.0	232.2	1:43.867	156.73	0.700	15:10:38.560
75 - D3	32.446	41.247	<b>29.533</b>	175.0	233.2	1:43.226	<b>(3)</b> 157.70	0.059	15:12:21.786
76 - D3	32.639	41.053	29.616	175.6	234.7	1:43.308	157.57	0.141	15:14:05.094
77 - D3	<b>32.367</b>	<b>40.867</b>	29.944	175.0	236.3	1:43.178	<b>(2)</b> 157.77	0.011	15:15:48.272
78 - D3	32.418	41.188	29.893	175.0	236.3	1:43.499	157.28	0.332	15:17:31.771
79 - D3	32.379	41.093	29.695	175.6	237.3	<b>1:43.167</b>	<b>(1)</b> <b>157.79</b>		<b>15:19:14.938</b>
80 - D3	32.370	41.682	29.918	174.7	237.3	1:43.970	156.57	0.803	15:20:58.908
81 - D3	32.704	41.481	29.777	174.7	235.8	1:43.962	156.58	0.795	15:22:42.870
82 - D3	32.524	41.321	29.629	174.1	235.2	1:43.474	157.32	0.307	15:24:26.344
83 - D3	32.645	41.191	30.019	173.6	235.8	1:43.855	156.74	0.688	15:26:10.199
84 - D3	33.130	41.288	29.957	175.8	234.7	1:44.375	155.96	1.208	15:27:54.574
85 - D3	32.552	41.331	30.837	175.8	236.8	1:44.720	155.45	1.553	15:29:39.294
86 - D3	32.557	41.180	29.753	175.0	238.9	1:43.490	157.30	0.323	15:31:22.784
87 - D3	32.486	41.327	30.032	174.4	237.8	1:43.845	156.76	0.678	15:33:06.629
88 - D3	32.462	41.649	30.351	175.0	237.3	1:44.462	155.83	1.295	15:34:51.091
89 - D3	39.298	1:19.012	IN PIT		235.8	3:29.414	<b>P</b> 77.73	1:46.247	15:38:20.505
90 - D3	OUTLAP	1:19.235	54.522	81.3	81.5	3:20.680	81.12	1:37.513	15:41:41.185
91 - D3	1:06.726	1:00.075	35.398	161.6	76.5	2:42.199	100.36	59.032	15:44:23.384
92 - D3	37.730	53.795	39.573	147.5	216.8	2:11.098	124.17	27.931	15:46:34.482
93 - D3	44.250	55.515	39.079	148.7	175.6	2:18.844	117.24	35.677	15:48:53.326
94 - D3	44.496	59.892	38.372	175.3	206.8	2:22.760	114.03	39.593	15:51:16.086
95 - D3	34.329	42.140	29.941	175.3	239.4	1:46.410	152.98	3.243	15:53:02.496
96 - D3	32.627	41.692	30.262	175.3	<b>248.2</b>	1:44.581	155.66	1.414	15:54:47.077
97 - D3	32.492	41.504	29.847	174.7	237.8	1:43.843	156.76	0.676	15:56:30.920
98 - D3	32.501	41.469	30.445	174.1	238.4	1:44.415	155.90	1.248	15:58:15.335
99 - D3	33.001	41.789	30.002	174.7	238.4	1:44.792	155.34	1.625	16:00:00.127
100 - D3	32.970	41.495	29.886	175.6	237.8	1:44.351	156.00	1.184	16:01:44.478
101 - D3	32.750	41.647	29.885	174.4	238.4	1:44.282	156.10	1.115	16:03:28.760
102 - D3	32.686	41.948	52.567	80.1	237.8	2:07.201	127.98	24.034	16:05:35.961
103 - D3	1:06.686	1:19.345	54.317	80.1	76.5	3:20.348	81.25	1:37.181	16:08:56.309
104 - D3	1:06.824	1:19.236	54.205	81.1	81.8	3:20.265	81.28	1:37.098	16:12:16.574
105 - D3	52.221	56.100	37.308	162.8	84.7	2:25.629	111.78	42.462	16:14:42.203
106 - D3	43.642	55.899	38.167	126.6	177.3	2:17.708	118.21	34.541	16:16:59.911
107 - D3	45.796	1:00.051	40.781	150.8	204.9	2:26.628	111.02	43.461	16:19:26.539
108 - D3	42.308	56.494	36.788	122.0	169.0	2:15.590	120.06	32.423	16:21:42.129
109 - D3	45.144	51.741	39.296	113.3	189.4	2:16.181	119.54	33.014	16:23:58.310
110 - D3	42.611	53.760	38.754	103.9	189.1	2:15.125	120.47	31.958	16:26:13.435
111 - D3	43.014	1:02.884	32.500	175.6	217.3	2:18.398	117.62	35.231	16:28:31.833
112 - D3	32.745	42.306	30.685	175.6	238.9	1:45.736	153.96	2.569	16:30:17.569
113 - D3	32.788	41.817	29.779	176.1	239.4	1:44.384	155.95	1.217	16:32:01.953
114 - D3	32.491	41.529	29.841	175.8	238.4	1:43.861	156.74	0.694	16:33:45.814
115 - D3	32.658	41.336	29.782	176.4	238.4	1:43.776	156.86	0.609	16:35:29.590
116 - D3	32.556	41.465	29.787	175.6	237.8	1:43.808	156.82	0.641	16:37:13.398
117 - D3	32.587	41.487	29.799	175.8	238.4	1:43.873	156.72	0.706	16:38:57.271
118 - D3	32.450	41.240	29.606	175.8	237.8	1:43.296	157.59	0.129	16:40:40.567
119 - D3	32.710	41.334	IN PIT		237.3	3:17.062	<b>P</b> 82.60	1:33.895	16:43:57.629
120 - D1	OUTLAP	43.427	30.129	175.6	179.4	1:59.420	136.31	16.253	16:45:57.049
121 - D1	32.647	41.314	29.625	175.3	234.7	1:43.586	157.15	0.419	16:47:40.635
122 - D1	32.592	41.491	29.856	174.1	234.7	1:43.939	156.62	0.772	16:49:24.574
123 - D1	32.494	41.156	29.630	174.7	234.2	1:43.280	157.62	0.113	16:51:07.854
124 - D1	32.489	41.247	29.737	175.3	235.8	1:43.473	157.32	0.306	16:52:51.327
125 - D1	32.567	41.647	29.976	175.0	236.8	1:44.190	156.24	1.023	16:54:35.517
126 - D1	32.848	41.481	29.861	173.9	236.3	1:44.190	156.24	1.023	16:56:19.707

Weather / Track : Showers / Wet

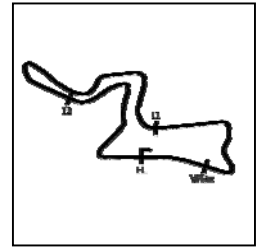
Kyalami Grand Prix Circuit

Circuit Length = 4.522 km

Start: 12:58 Flag 21:58 End: 22:03

# Kyalami 9 Hours

## RACE - SECTOR ANALYSIS



SECTOR 1 = FL to I1, SECTOR 2 = I1 to I2 SECTOR 3 = I2 to I3, SECTOR 4 = I3 to FL, DIFF = Difference To Personal Best Lap, P = Crossed Finish Line in Pit Lane, D = Time Disallowed

127 - D1	32.792	41.675	30.172	173.9	237.8	1:44.639	155.57	1.472	16:58:04.346
128 - D1	32.746	41.389	29.749	174.1	235.2	1:43.884	156.70	0.717	16:59:48.230
129 - D1	32.629	41.373	29.768	173.9	234.7	1:43.770	156.87	0.603	17:01:32.000
130 - D1	32.564	41.268	29.772	174.1	234.7	1:43.604	157.12	0.437	17:03:15.604
131 - D1	32.514	41.432	29.768	174.1	235.2	1:43.714	156.96	0.547	17:04:59.318
132 - D1	32.464	41.263	29.838	173.3	235.2	1:43.565	157.18	0.398	17:06:42.883
133 - D1	32.544	41.290	29.673	173.6	233.7	1:43.507	157.27	0.340	17:08:26.390
134 - D1	32.633	41.554	29.921	173.3	234.7	1:44.108	156.36	0.941	17:10:10.498
135 - D1	32.680	41.591	29.804	174.4	235.2	1:44.075	156.41	0.908	17:11:54.573
136 - D1	33.670	41.338	29.881	174.1	235.2	1:44.889	155.20	1.722	17:13:39.462
137 - D1	32.550	41.281	29.739	174.7	235.2	1:43.570	157.18	0.403	17:15:23.032
138 - D1	32.578	41.264	29.748	175.0	235.8	1:43.590	157.15	0.423	17:17:06.622
139 - D1	32.423	41.443	29.868	174.4	235.8	1:43.734	156.93	0.567	17:18:50.356
140 - D1	32.540	41.477	29.916	174.4	236.3	1:43.933	156.63	0.766	17:20:34.289
141 - D1	32.975	42.438	29.823	174.4	233.2	1:45.236	154.69	2.069	17:22:19.525
142 - D1	32.945	41.744	29.955	175.3	236.3	1:44.644	155.56	1.477	17:24:04.169
143 - D1	32.763	41.265	29.758	174.4	236.3	1:43.786	156.85	0.619	17:25:47.955
144 - D1	32.588	41.318	29.906	174.7	235.8	1:43.812	156.81	0.645	17:27:31.767
145 - D1	32.603	41.357	29.865	175.3	236.8	1:43.825	156.79	0.658	17:29:15.592
146 - D1	32.514	41.814	30.266	175.3	237.8	1:44.594	155.64	1.427	17:31:00.186
147 - D1	32.607	41.556	30.326	174.7	237.3	1:44.489	155.79	1.322	17:32:44.675
148 - D1	33.292	41.785	29.880	175.3	237.8	1:44.957	155.10	1.790	17:34:29.632
149 - D1	32.567	41.521	29.921	175.6	237.3	1:44.009	156.51	0.842	17:36:13.641
150 - D1	32.939	42.331	33.813	173.3	238.4	1:49.083	149.23	5.916	17:38:02.724
151 - D1	32.758	41.317	29.857	174.4	234.7	1:43.932	156.63	0.765	17:39:46.656
152 - D1	32.553	41.638	29.943	175.3	235.8	1:44.134	156.32	0.967	17:41:30.790
153 - D1	32.508	41.776	30.001	175.3	236.3	1:44.285	156.10	1.118	17:43:15.075
154 - D1	32.750	41.966	IN PIT		235.2	3:08.323	<b>P</b> 86.44	1:25.156	17:46:23.398
155 - D2	OUTLAP	42.671	30.387	172.5	204.1	1:53.011	144.04	9.844	17:48:16.409
156 - D2	33.083	42.098	30.227	172.8	231.2	1:45.408	154.43	2.241	17:50:01.817
157 - D2	32.692	52.303	53.448	81.1	232.7	2:18.443	117.58	35.276	17:52:20.260
158 - D2	1:05.452	1:17.825	53.629	81.2	81.6	3:16.906	82.67	1:33.739	17:55:37.166
159 - D2	1:05.624	1:18.204	53.635	81.1	81.2	3:17.463	82.44	1:34.296	17:58:54.629
160 - D2	1:05.602	1:17.988	50.171	168.7	81.3	3:13.761	84.01	1:30.594	18:02:08.390
161 - D2	34.327	55.582	42.508	111.2	223.1	2:12.417	122.93	29.250	18:04:20.807
162 - D2	46.774	53.519	36.187	174.1	120.1	2:16.480	119.27	33.313	18:06:37.287
163 - D2	33.666	42.078	30.051	173.6	219.5	1:45.795	153.87	2.628	18:08:23.082
164 - D2	32.596	41.575	29.901	173.9	233.7	1:44.072	156.42	0.905	18:10:07.154
165 - D2	32.636	41.679	30.048	174.7	234.7	1:44.363	155.98	1.196	18:11:51.517
166 - D2	32.598	41.660	30.027	174.7	235.2	1:44.285	156.10	1.118	18:13:35.802
167 - D2	32.539	41.416	29.812	175.3	234.7	1:43.767	156.88	0.600	18:15:19.569
168 - D2	32.487	41.193	29.756	174.1	235.8	1:43.436	157.38	0.269	18:17:03.005
169 - D2	32.443	41.204	29.706	174.7	235.2	1:43.353	157.51	0.186	18:18:46.358
170 - D2	32.656	41.402	29.628	175.0	236.3	1:43.686	157.00	0.519	18:20:30.044
171 - D2	32.550	41.198	29.876	174.4	235.8	1:43.624	157.09	0.457	18:22:13.668
172 - D2	32.488	41.313	29.825	175.0	235.8	1:43.626	157.09	0.459	18:23:57.294
173 - D2	32.614	41.674	32.517	173.3	235.8	1:46.805	152.41	3.638	18:25:44.099
174 - D2	32.840	41.831	29.976	174.4	233.2	1:44.647	155.56	1.480	18:27:28.746
175 - D2	32.566	41.421	29.852	174.1	235.2	1:43.839	156.77	0.672	18:29:12.585
176 - D2	32.556	41.365	29.728	174.7	234.7	1:43.649	157.06	0.482	18:30:56.234
177 - D2	32.503	41.387	29.994	175.3	235.2	1:43.884	156.70	0.717	18:32:40.118
178 - D2	32.719	41.228	29.872	173.3	236.3	1:43.819	156.80	0.652	18:34:23.937
179 - D2	32.472	41.407	29.837	174.4	235.8	1:43.716	156.95	0.549	18:36:07.653
180 - D2	32.585	41.368	29.888	174.4	235.2	1:43.841	156.77	0.674	18:37:51.494
181 - D2	32.534	41.339	29.948	173.9	235.8	1:43.821	156.80	0.654	18:39:35.315
182 - D2	32.696	41.486	29.825	175.8	236.8	1:44.007	156.52	0.840	18:41:19.322
183 - D2	32.559	41.933	29.892	175.0	237.3	1:44.384	155.95	1.217	18:43:03.706
184 - D2	32.694	41.530	30.491	177.3	236.8	1:44.715	155.46	1.548	18:44:48.421
185 - D2	32.695	41.568	29.910	174.1	237.3	1:44.173	156.27	1.006	18:46:32.594
186 - D2	33.783	42.436	30.037	173.9	236.3	1:46.256	153.20	3.089	18:48:18.850
187 - D2	32.680	41.692	IN PIT		235.2	2:24.735	<b>P</b> 112.47	41.568	18:50:43.585
188 - D2	OUTLAP	42.069	30.043	173.3	205.3	1:50.701	147.05	7.534	18:52:34.286
189 - D2	32.821	41.700	29.864	173.6	233.2	1:44.385	155.95	1.218	18:54:18.671
190 - D2	32.845	41.812	30.023	175.3	232.7	1:44.680	155.51	1.513	18:56:03.351
191 - D2	32.599	41.793	30.112	174.1	234.2	1:44.504	155.77	1.337	18:57:47.855

Weather / Track : Showers / Wet

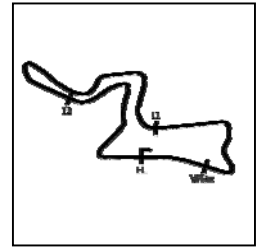
Kyalami Grand Prix Circuit

Circuit Length = 4.522 km

Start: 12:58 Flag 21:58 End: 22:03

# Kyalami 9 Hours

## RACE - SECTOR ANALYSIS



SECTOR 1 = FL to I1, SECTOR 2 = I1 to I2 SECTOR 3 = I2 to I3, SECTOR 4 = I3 to FL, DIFF = Difference To Personal Best Lap, P = Crossed Finish Line in Pit Lane, D = Time Disallowed

192 - D2	32.849	41.620	29.982	174.1	233.2	1:44.451	155.85	1.284	18:59:32.306
193 - D2	32.774	41.764	29.916	176.1	234.7	1:44.454	155.85	1.287	19:01:16.760
194 - D2	32.754	41.819	30.009	175.3	236.8	1:44.582	155.65	1.415	19:03:01.342
195 - D2	32.696	41.923	30.051	175.0	235.2	1:44.670	155.52	1.503	19:04:46.012
196 - D2	32.721	41.811	29.896	175.0	234.7	1:44.428	155.88	1.261	19:06:30.440
197 - D2	32.739	41.639	29.879	175.6	235.8	1:44.257	156.14	1.090	19:08:14.697
198 - D2	33.086	42.082	30.059	175.3	235.2	1:45.227	154.70	2.060	19:09:59.924
199 - D2	32.621	41.507	30.023	174.4	234.7	1:44.151	156.30	0.984	19:11:44.075
200 - D2	32.661	41.747	30.479	176.1	236.3	1:44.887	155.20	1.720	19:13:28.962
201 - D2	32.843	41.559	30.030	175.3	236.8	1:44.432	155.88	1.265	19:15:13.394
202 - D2	32.667	41.734	30.234	175.6	235.8	1:44.635	155.58	1.468	19:16:58.029
203 - D2	32.729	41.595	29.748	175.6	235.8	1:44.072	156.42	0.905	19:18:42.101
204 - D2	32.732	41.434	29.984	175.6	236.3	1:44.150	156.30	0.983	19:20:26.251
205 - D2	33.595	41.784	29.902	175.3	236.3	1:45.281	154.62	2.114	19:22:11.532
206 - D2	32.659	41.477	29.761	175.8	235.8	1:43.897	156.68	0.730	19:23:55.429
207 - D2	32.854	41.510	29.897	176.7	236.3	1:44.261	156.13	1.094	19:25:39.690
208 - D2	32.796	41.610	30.032	176.7	236.3	1:44.438	155.87	1.271	19:27:24.128
209 - D2	32.934	42.120	29.821	175.3	238.4	1:44.875	155.22	1.708	19:29:09.003
210 - D2	33.035	41.416	29.804	174.4	235.2	1:44.255	156.14	1.088	19:30:53.258
211 - D2	33.721	41.469	29.784	175.6	236.8	1:44.974	155.07	1.807	19:32:38.232
212 - D2	33.541	1:13.577	IN PIT		235.2	3:58.251	P 68.32	2:15.084	19:36:36.483
213 - D2	OUTLAP	1:19.577	54.401	81.5	80.7	3:22.296	80.47	1:39.129	19:39:58.779
214 - D2	1:06.876	1:20.197	IN PIT		79.1	4:12.432	P 64.48	2:29.265	19:44:11.211
215 - D3	OUTLAP	1:19.868	55.184	80.5	80.5	3:24.379	79.65	1:41.212	19:47:35.590
216 - D3	1:06.959	1:19.639	50.156	167.4	80.6	3:16.754	82.73	1:33.587	19:50:52.344
217 - D3	48.279	58.243	54.668	68.6	140.9	2:41.190	100.99	58.023	19:53:33.534
218 - D3	1:08.895	1:20.047	53.629	99.4	94.7	3:22.571	80.36	1:39.404	19:56:56.105
219 - D3	1:01.061	1:17.554	IN PIT		128.8	6:06.458	P 44.42	4:23.291	20:03:02.563
220 - D3	OUTLAP	56.933	38.366	169.0	136.8	2:27.038	110.71	43.871	20:05:29.601
221 - D3	41.056	51.528	36.682	169.5	176.7	2:09.266	125.93	26.099	20:07:38.867
222 - D3	38.503	54.103	56.579	76.3	190.8	2:29.185	109.12	46.018	20:10:08.052
223 - D3	1:01.192	1:47.742	1:06.819	59.1	72.3	3:55.753	69.05	2:12.586	20:14:03.805
224 - D3	1:29.139	2:02.194	1:19.518	54.6	66.2	4:50.851	55.97	3:07.684	20:18:54.656
225 - D3	1:34.230	1:30.044	1:13.424	51.2	67.2	4:17.698	63.17	2:34.531	20:23:12.354
226 - D3	1:28.416	1:39.317	1:07.005	65.4	62.9	4:14.738	63.90	2:31.571	20:27:27.092
227 - D3	1:18.190	1:28.884	1:03.704	66.5	87.0	3:50.778	70.54	2:07.611	20:31:17.870
228 - D3	1:00.186	1:25.091	52.865	77.3	74.2	3:18.142	82.15	1:34.975	20:34:36.012
229 - D3	1:08.469	1:37.000	1:04.172	74.8	100.5	3:49.641	70.88	2:06.474	20:38:25.653
230 - D3	1:09.600	1:20.942	IN PIT		88.5	4:44.121	P 57.29	3:00.954	20:43:09.774
231 - D1	OUTLAP	1:11.713	51.476	108.8	111.9	3:02.931	88.99	1:19.764	20:46:12.705
232 - D1	1:06.686	1:31.737	1:03.647	72.6	116.2	3:42.070	73.30	1:58.903	20:49:54.775
233 - D1	1:15.918	1:23.824	IN PIT		81.2	4:01.619	P 67.37	2:18.452	20:53:56.394
234 - D1	OUTLAP	1:20.997	55.215	94.2	137.2	3:29.397	77.74	1:46.230	20:57:25.791
235 - D1	1:10.337	1:19.642	56.409	66.5	78.0	3:26.388	78.87	1:43.221	21:00:52.179
236 - D1	1:03.607	1:30.827	1:03.367	70.0	71.3	3:37.801	74.74	1:54.634	21:04:29.980
237 - D1	1:16.544	1:21.382	53.476	83.2	67.5	3:31.402	77.00	1:48.235	21:08:01.382
238 - D1	56.630	1:18.704	1:04.658	83.7	119.3	3:19.992	81.39	1:36.825	21:11:21.374
239 - D1	1:09.987	1:19.218	56.335	75.5	77.4	3:25.540	79.20	1:42.373	21:14:46.914
240 - D1	1:03.463	1:17.191	1:04.036	65.0	131.7	3:24.690	79.53	1:41.523	21:18:11.604
241 - D1	1:09.975	1:24.048	59.957	104.7	84.5	3:33.980	76.07	1:50.813	21:21:45.584
242 - D1	1:11.566	1:11.446	53.577	118.2	82.0	3:16.589	82.80	1:33.422	21:25:02.173
243 - D1	56.017	1:09.561	50.797	145.9	154.5	2:56.375	92.29	1:13.208	21:27:58.548
244 - D1	58.739	1:09.597	49.945	95.9	133.0	2:58.281	91.31	1:15.114	21:30:56.829
245 - D1	50.812	1:13.064	42.961	169.5	150.2	2:46.837	97.57	1:03.670	21:33:43.666
246 - D1	39.250	50.488	35.962	169.0	181.2	2:05.700	129.50	22.533	21:35:49.366
247 - D1	38.246	48.579	34.580	169.2	190.8	2:01.405	134.09	18.238	21:37:50.771
248 - D1	37.886	48.067	34.395	167.9	193.2	2:00.348	135.26	17.181	21:39:51.119
249 - D1	37.280	47.798	34.212	168.7	205.7	1:59.290	136.46	16.123	21:41:50.409
250 - D1	37.064	47.222	34.015	169.5	224.5	1:58.301	137.60	15.134	21:43:48.710
251 - D1	36.732	47.258	33.911	170.0	227.8	1:57.901	138.07	14.734	21:45:46.611

Weather / Track : Showers / Wet

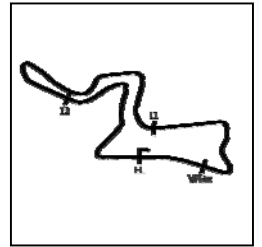
Kyalami Grand Prix Circuit

Circuit Length = 4.522 km

Start: 12:58 Flag 21:58 End: 22:03

# Kyalami 9 Hours

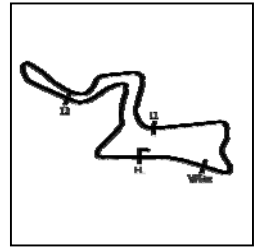
## RACE - SECTOR ANALYSIS



SECTOR 1 = FL to I1, SECTOR 2 = I1 to I2 SECTOR 3 = I2 to I3, SECTOR 4 = I3 to FL, DIFF = Difference To Personal Best Lap, P = Crossed Finish Line in Pit Lane, D = Time Disallowed

# Kyalami 9 Hours

## RACE - SECTOR ANALYSIS



SECTOR 1 = FL to I1, SECTOR 2 = I1 to I2 SECTOR 3 = I2 to I3, SECTOR 4 = I3 to FL, DIFF = Difference To Personal Best Lap, P = Crossed Finish Line in Pit Lane, D = Time Disallowed

P20 43 ProAm Strakka Racing				Mercedes-AMG GT3					
IDEAL LAP TIME : 1:43.445		BEST LAP TIME : 1:43.577		DIFFERENCE : 0.132					
D1: Christina NIELSEN		D2: Adrian Henry D SILVA		D3: Dominik BAUMANN					
LAP	SECTOR 1	SECTOR 2	SECTOR 3	SPEED TRAP	LAP TIME	KPH	DIFF	TIME OF DAY	
1 - D2		45.226	31.949	168.2	197.0	2:02.503	132.88	18.926	13:00:45.842
2 - D2	34.412	43.435	31.153	168.4	231.2	1:49.000	149.35	5.423	13:02:34.842
3 - D2	34.561	44.119	31.380	169.5	230.7	1:50.060	147.91	6.483	13:04:24.902
4 - D2	34.782	43.955	31.421	168.7	229.2	1:50.158	147.78	6.581	13:06:15.060
5 - D2	34.668	43.964	31.446	167.9	229.2	1:50.078	147.88	6.501	13:08:05.138
6 - D2	34.958	44.542	31.623	167.7	228.3	1:51.123	146.49	7.546	13:09:56.261
7 - D2	35.186	44.099	31.615	166.6	229.2	1:50.900	146.79	7.323	13:11:47.161
8 - D2	35.030	44.254	31.237	170.0	228.3	1:50.521	147.29	6.944	13:13:37.682
9 - D2	36.280	44.739	31.753	169.8	229.7	1:52.772	144.35	9.195	13:15:30.454
10 - D2	34.382	45.358	31.439	169.2	230.2	1:51.179	146.42	7.602	13:17:21.633
11 - D2	34.840	44.209	31.610	169.2	229.2	1:50.659	147.11	7.082	13:19:12.292
12 - D2	34.400	44.122	31.291	170.6	229.2	1:49.813	148.24	6.236	13:21:02.105
13 - D2	34.554	44.254	31.646	170.3	231.2	1:50.454	147.38	6.877	13:22:52.559
14 - D2	35.202	44.566	31.737	170.8	230.7	1:51.505	145.99	7.928	13:24:44.064
15 - D2	34.670	44.763	31.719	169.2	231.2	1:51.152	146.45	7.575	13:26:35.216
16 - D2	34.696	45.697	33.942	170.0	229.7	1:54.335	142.38	10.758	13:28:29.551
17 - D2	35.532	48.836	31.869	169.0	229.2	1:56.237	140.05	12.660	13:30:25.788
18 - D2	35.168	46.982	31.904	167.9	230.2	1:54.054	142.73	10.477	13:32:19.842
19 - D2	40.050	45.746	31.946	170.0	179.4	1:57.742	138.26	14.165	13:34:17.584
20 - D2	34.611	44.644	31.922	168.2	229.2	1:51.177	146.42	7.600	13:36:08.761
21 - D2	34.875	44.291	31.490	171.1	228.8	1:50.656	147.11	7.079	13:37:59.417
22 - D2	35.333	44.353	31.823	169.8	202.6	1:51.509	145.99	7.932	13:39:50.926
23 - D2	34.572	45.455	31.638	168.2	231.2	1:51.665	145.78	8.088	13:41:42.591
24 - D2	34.594	44.816	31.584	170.6	231.2	1:50.994	146.66	7.417	13:43:33.585
25 - D2	34.560	44.383	31.290	169.5	231.7	1:50.233	147.67	6.656	13:45:23.818
26 - D2	34.177	44.553	31.257	170.3	231.2	1:49.987	148.01	6.410	13:47:13.805
27 - D2	34.285	43.670	31.476	169.2	231.2	1:49.431	148.76	5.854	13:49:03.236
28 - D2	34.194	43.751	31.757	170.6	230.7	1:49.702	148.39	6.125	13:50:52.938
29 - D2	34.256	43.647	31.221	170.0	231.2	1:49.124	149.18	5.547	13:52:42.062
30 - D2	35.452	44.457	31.663	170.0	231.7	1:51.572	145.90	7.995	13:54:33.634
31 - D2	36.714	46.813	34.673	165.6	201.1	1:58.200	137.72	14.623	13:56:31.834
32 - D2	36.545	46.581	IN PIT		213.8	3:55.053	P 69.25	2:11.476	14:00:26.887
33 - D1	OUTLAP	44.962	31.736	168.4	201.1	1:57.774	138.22	14.197	14:02:24.661
34 - D1	33.782	43.516	30.704	169.5	227.8	1:48.002	150.73	4.425	14:04:12.663
35 - D1	33.409	42.865	30.385	170.3	229.2	1:46.659	152.62	3.082	14:05:59.322
36 - D1	33.565	42.945	31.007	170.3	228.3	1:47.517	151.41	3.940	14:07:46.839
37 - D1	33.203	42.148	30.192	170.6	228.3	1:45.543	154.24	1.966	14:09:32.382
38 - D1	33.357	42.289	30.692	169.8	229.7	1:46.338	153.08	2.761	14:11:18.720
39 - D1	33.361	42.384	30.310	170.0	228.3	1:46.055	153.49	2.478	14:13:04.775
40 - D1	33.172	42.269	30.303	170.3	229.2	1:45.744	153.94	2.167	14:14:50.519
41 - D1	33.344	42.191	30.196	170.6	229.7	1:45.731	153.96	2.154	14:16:36.250
42 - D1	33.518	42.676	30.771	170.3	230.7	1:46.965	152.19	3.388	14:18:23.215
43 - D1	33.409	42.270	30.194	171.4	230.7	1:45.873	153.76	2.296	14:20:09.088
44 - D1	34.353	42.430	30.066	171.9	231.7	1:46.849	152.35	3.272	14:21:55.937
45 - D1	33.087	41.927	30.131	171.9	232.7	1:45.145	154.82	1.568	14:23:41.082
46 - D1	33.058	41.891	29.871	171.1	230.7	1:44.820	155.30	1.243	14:25:25.902
47 - D1	33.272	42.827	30.086	171.4	230.7	1:46.185	153.30	2.608	14:27:12.087
48 - D1	33.326	43.203	31.305	170.8	230.7	1:47.834	150.96	4.257	14:28:59.921
49 - D1	33.397	42.250	30.244	171.4	232.2	1:45.891	153.73	2.314	14:30:45.812
50 - D1	33.114	42.672	30.310	171.4	231.7	1:46.096	153.43	2.519	14:32:31.908
51 - D1	33.187	42.143	30.285	170.6	230.7	1:45.615	154.13	2.038	14:34:17.523
52 - D1	33.210	42.398	30.216	171.1	230.7	1:45.824	153.83	2.247	14:36:03.347
53 - D1	33.166	41.795	30.001	170.8	231.7	1:44.962	155.09	1.385	14:37:48.309
54 - D1	33.043	41.848	30.144	171.4	230.2	1:45.035	154.98	1.458	14:39:33.344
55 - D1	33.035	41.820	30.059	171.7	230.7	1:44.914	155.16	1.337	14:41:18.258
56 - D1	33.096	41.709	29.943	171.9	230.2	1:44.748	155.41	1.171	14:43:03.006
57 - D1	33.140	41.782	30.338	171.9	231.2	1:45.260	154.65	1.683	14:44:48.266
58 - D1	33.370	41.926	29.998	171.9	231.7	1:45.294	154.60	1.717	14:46:33.560
59 - D1	32.899	41.695	29.918	172.5	230.7	1:44.512	155.76	0.935	14:48:18.072
60 - D1	33.059	42.030	30.018	171.9	231.7	1:45.107	154.88	1.530	14:50:03.179
61 - D1	33.195	42.398	30.077	171.4	231.7	1:45.670	154.05	2.093	14:51:48.849

Weather / Track : Showers / Wet

Kyalami Grand Prix Circuit

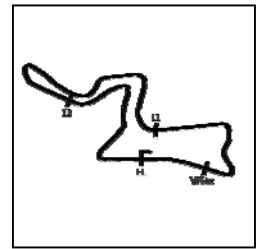
Circuit Length = 4.522 km

Start: 12:58 Flag 21:58 End: 22:03



# Kyalami 9 Hours

## RACE - SECTOR ANALYSIS



SECTOR 1 = FL to I1, SECTOR 2 = I1 to I2 SECTOR 3 = I2 to I3, SECTOR 4 = I3 to FL, DIFF = Difference To Personal Best Lap, P = Crossed Finish Line in Pit Lane, D = Time Disallowed

62 - D1	34.032	42.237	30.248	173.0	230.2	1:46.517	152.83	2.940	14:53:35.366
63 - D1	33.978	42.418	29.998	172.5	231.2	1:46.394	153.00	2.817	14:55:21.760
64 - D1	33.132	41.568	30.359	170.8	232.2	1:45.059	154.95	1.482	14:57:06.819
65 - D1	33.210	41.430	30.115	169.5	232.2	1:44.755	155.40	1.178	14:58:51.574
66 - D1	33.154	41.707	29.935	172.5	231.7	1:44.796	155.34	1.219	15:00:36.370
67 - D1	33.619	42.072	30.168	173.0	231.7	1:45.859	153.78	2.282	15:02:22.229
68 - D1	33.047	42.049	IN PIT		232.2	3:06.659	<b>P</b> 87.21	1:23.082	15:05:28.888
69 - D3	OUTLAP	43.210	30.385	169.5	200.7	1:53.915	142.90	10.338	15:07:22.803
70 - D3	34.115	42.491	30.054	170.3	228.3	1:46.660	152.62	3.083	15:09:09.463
71 - D3	33.266	42.007	30.152	171.4	228.8	1:45.425	154.41	1.848	15:10:54.888
72 - D3	32.844	41.643	29.650	171.1	230.7	1:44.137	156.32	0.560	15:12:39.025
73 - D3	32.757	41.396	29.942	171.9	230.2	1:44.095	156.38	0.518	15:14:23.120
74 - D3	33.018	41.370	29.810	171.9	232.2	1:44.198	156.23	0.621	15:16:07.318
75 - D3	32.648	<b>41.282</b>	29.647	172.2	232.2	<b>1:43.577 (1)</b>	<b>157.17</b>		<b>15:17:50.895</b>
76 - D3	32.752	41.427	29.781	171.9	232.7	1:43.960	156.59	0.383	15:19:34.855
77 - D3	32.871	41.336	29.764	171.4	231.7	1:43.971	156.57	0.394	15:21:18.826
78 - D3	32.731	41.358	29.609	171.4	230.2	1:43.698	156.98	0.121	15:23:02.524
79 - D3	32.719	41.302	29.698	171.7	230.7	1:43.719	156.95	0.142	15:24:46.243
80 - D3	32.711	41.585	29.737	171.4	230.2	1:44.033	156.48	0.456	15:26:30.276
81 - D3	34.419	41.748	29.851	172.5	231.7	1:46.018	153.55	2.441	15:28:16.294
82 - D3	<b>32.581</b>	41.414	29.826	172.5	231.7	1:43.821	156.80	0.244	15:30:00.115
83 - D3	32.954	41.663	29.837	172.5	232.7	1:44.454	155.85	0.877	15:31:44.569
84 - D3	32.739	41.539	29.840	172.5	232.2	1:44.118	156.35	0.541	15:33:28.687
85 - D3	32.820	41.442	30.092	172.2	231.2	1:44.354	155.99	0.777	15:35:13.041
86 - D3	55.118	1:19.523	IN PIT		97.2	3:31.915	<b>P</b> 76.81	1:48.338	15:38:44.956
87 - D3	OUTLAP	1:19.640	54.510	79.4	80.2	3:22.212	80.50	1:38.635	15:42:07.168
88 - D3	1:06.964	52.593	31.463	170.6	80.0	2:31.020	107.79	47.443	15:44:38.188
89 - D3	34.178	47.373	39.086	123.7	227.3	2:00.637	134.94	17.060	15:46:38.825
90 - D3	44.698	55.504	38.127	140.0	155.6	2:18.329	117.68	34.752	15:48:57.154
91 - D3	45.961	57.969	36.976	171.4	153.6	2:20.906	115.53	37.329	15:51:18.060
92 - D3	33.997	43.796	30.294	172.8	232.2	1:48.087	150.61	4.510	15:53:06.147
93 - D3	33.111	42.157	29.987	172.5	<b>234.2</b>	1:45.255	154.66	1.678	15:54:51.402
94 - D3	32.966	42.179	30.375	172.8	<b>234.2</b>	1:45.520	154.27	1.943	15:56:36.922
95 - D3	33.096	41.937	30.086	170.0	232.7	1:45.119	154.86	1.542	15:58:22.041
96 - D3	33.040	41.924	30.359	171.9	231.7	1:45.323	154.56	1.746	16:00:07.364
97 - D3	32.782	42.191	30.090	172.2	232.7	1:45.063	154.94	1.486	16:01:52.427
98 - D3	32.805	41.731	29.959	173.3	231.2	1:44.495	155.78	0.918	16:03:36.922
99 - D3	32.859	51.151	54.382	79.4	232.2	2:18.392	117.63	34.815	16:05:55.314
100 - D3	1:06.806	1:19.571	54.450	79.4	80.1	3:20.827	81.06	1:37.250	16:09:16.141
101 - D3	1:06.859	1:19.650	54.473	79.5	80.0	3:20.982	80.99	1:37.405	16:12:37.123
102 - D3	38.783	51.116	38.157	147.3	193.2	2:08.056	127.12	24.479	16:14:45.179
103 - D3	43.047	55.863	37.414	128.5	150.6	2:16.324	119.41	32.747	16:17:01.503
104 - D3	46.875	59.100	41.207	137.4	163.1	2:27.182	110.60	43.605	16:19:28.685
105 - D3	42.692	55.726	36.769	133.3	192.8	2:15.187	120.41	31.610	16:21:43.872
106 - D3	45.351	52.184	37.782	114.2	197.4	2:15.317	120.30	31.740	16:23:59.189
107 - D3	42.665	53.963	38.254	96.1	202.2	2:14.882	120.69	31.305	16:26:14.071
108 - D3	43.673	1:02.180	32.406	172.5	175.6	2:18.259	117.74	34.682	16:28:32.330
109 - D3	33.582	43.714	29.888	173.0	233.2	1:47.184	151.88	3.607	16:30:19.514
110 - D3	32.875	41.872	30.137	171.1	233.2	1:44.884	155.21	1.307	16:32:04.398
111 - D3	33.003	41.593	29.903	172.5	232.7	1:44.499	155.78	0.922	16:33:48.897
112 - D3	32.768	41.536	29.882	173.0	232.2	1:44.186	156.25	0.609	16:35:33.083
113 - D3	32.720	41.636	29.732	172.2	231.2	1:44.088	156.39	0.511	16:37:17.171
114 - D3	32.798	41.478	29.702	172.8	230.2	1:43.978	156.56	0.401	16:39:01.149
115 - D3	32.724	41.596	<b>29.582</b>	172.8	231.7	1:43.902	156.67	0.325	16:40:45.051
116 - D3	32.745	41.326	IN PIT		231.2	3:05.575	<b>P</b> 87.72	1:21.998	16:43:50.626
117 - D2	OUTLAP	51.333	35.059	164.3	177.0	2:12.940	122.45	29.363	16:46:03.566
118 - D2	36.328	47.686	32.593	168.7	227.3	1:56.607	139.60	13.030	16:48:00.173
119 - D2	34.605	45.961	33.642	165.8	227.8	1:54.208	142.53	10.631	16:49:54.381
120 - D2	34.905	44.222	31.286	168.4	227.3	1:50.413	147.43	6.836	16:51:44.794
121 - D2	34.384	43.963	31.868	167.1	227.8	1:50.215	147.70	6.638	16:53:35.009
122 - D2	35.473	44.325	31.238	168.7	213.4	1:51.036	146.61	7.459	16:55:26.045
123 - D2	34.232	43.762	31.451	169.0	228.8	1:49.445	148.74	5.868	16:57:15.490
124 - D2	34.337	43.464	31.243	169.0	228.3	1:49.044	149.29	5.467	16:59:04.534
125 - D2	34.199	43.311	31.299	168.7	229.2	1:48.809	149.61	5.232	17:00:53.343
126 - D2	34.059	43.446	30.907	169.8	228.3	1:48.412	150.16	4.835	17:02:41.755

Weather / Track : Showers / Wet

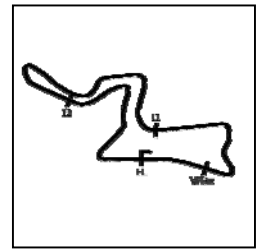
Kyalami Grand Prix Circuit

Circuit Length = 4.522 km

Start: 12:58 Flag 21:58 End: 22:03

# Kyalami 9 Hours

## RACE - SECTOR ANALYSIS



SECTOR 1 = FL to I1, SECTOR 2 = I1 to I2 SECTOR 3 = I2 to I3, SECTOR 4 = I3 to FL, DIFF = Difference To Personal Best Lap, P = Crossed Finish Line in Pit Lane, D = Time Disallowed

127 - D2	34.090	43.610	31.136	168.7	229.2	1:48.836	149.57	5.259	17:04:30.591
128 - D2	33.955	43.466	30.973	169.0	228.8	1:48.394	150.18	4.817	17:06:18.985
129 - D2	34.261	45.868	31.495	169.2	228.3	1:51.624	145.83	8.047	17:08:10.609
130 - D2	34.306	44.038	31.658	167.7	228.8	1:50.002	147.99	6.425	17:10:00.611
131 - D2	36.328	45.184	31.525	167.1	227.8	1:53.037	144.01	9.460	17:11:53.648
132 - D2	35.226	45.421	31.351	170.0	228.3	1:51.998	145.35	8.421	17:13:45.646
133 - D2	35.066	45.128	31.318	169.8	217.7	1:51.512	145.98	7.935	17:15:37.158
134 - D2	35.462	45.045	31.424	169.0	229.7	1:51.931	145.43	8.354	17:17:29.089
135 - D2	34.340	44.367	31.304	169.2	227.3	1:50.011	147.97	6.434	17:19:19.100
136 - D2	36.208	44.163	31.146	169.0	204.9	1:51.517	145.97	7.940	17:21:10.617
137 - D2	36.548	44.356	31.861	165.8	217.7	1:52.765	144.36	9.188	17:23:03.382
138 - D2	34.997	44.058	30.952	169.2	228.3	1:50.007	147.98	6.430	17:24:53.389
139 - D2	33.944	43.240	31.128	169.5	229.2	1:48.312	150.29	4.735	17:26:41.701
140 - D2	33.815	44.508	31.066	170.6	229.7	1:49.389	148.81	5.812	17:28:31.090
141 - D2	35.292	43.524	32.622	167.9	230.7	1:51.438	146.08	7.861	17:30:22.528
142 - D2	34.238	43.917	31.222	170.3	229.7	1:49.377	148.83	5.800	17:32:11.905
143 - D2	33.960	43.570	31.036	169.8	230.7	1:48.566	149.94	4.989	17:34:00.471
144 - D2	35.330	43.649	31.888	171.4	229.7	1:50.867	146.83	7.290	17:35:51.338
145 - D2	34.984	43.321	31.296	169.8	205.7	1:49.601	148.53	6.024	17:37:40.939
146 - D2	34.901	43.879	31.722	169.8	212.5	1:50.502	147.32	6.925	17:39:31.441
147 - D2	34.115	43.913	31.454	170.0	229.2	1:49.482	148.69	5.905	17:41:20.923
148 - D2	34.100	43.223	31.095	170.0	229.7	1:48.418	150.15	4.841	17:43:09.341
149 - D2	34.120	48.868	IN PIT		229.2	3:18.178	<b>P</b> 82.14	1:34.601	17:46:27.519
150 - D1	OUTLAP	45.871	32.696	169.8	181.2	2:03.267	132.06	19.690	17:48:30.786
151 - D1	34.429	43.343	31.601	170.3	229.2	1:49.373	148.84	5.796	17:50:20.159
152 - D1	33.416	1:12.092	54.532	79.4	229.2	2:40.040	101.71	56.463	17:53:00.199
153 - D1	1:07.025	1:19.603	54.675	79.2	80.1	3:21.303	80.86	1:37.726	17:56:21.502
154 - D1	1:07.016	1:19.605	54.645	79.2	80.1	3:21.266	80.88	1:37.689	17:59:42.768
155 - D1	1:07.027	1:13.709	33.687	166.6	80.2	2:54.423	93.33	1:10.846	18:02:37.191
156 - D1	34.981	44.492	31.498	169.2	225.4	1:50.971	146.69	7.394	18:04:28.162
157 - D1	42.025	52.719	36.972	169.8	144.5	2:11.716	123.59	28.139	18:06:39.878
158 - D1	36.610	45.617	31.004	170.6	229.7	1:53.231	143.76	9.654	18:08:33.109
159 - D1	35.037	43.150	30.669	169.5	230.2	1:48.856	149.54	5.279	18:10:21.965
160 - D1	33.450	42.089	30.494	171.1	230.2	1:46.033	153.52	2.456	18:12:07.998
161 - D1	33.323	42.216	30.301	171.1	230.2	1:45.840	153.80	2.263	18:13:53.838
162 - D1	33.034	41.780	30.033	171.4	231.2	1:44.847	155.26	1.270	18:15:38.685
163 - D1	33.818	43.116	30.290	171.1	231.2	1:47.224	151.82	3.647	18:17:25.909
164 - D1	32.856	42.006	30.148	171.1	231.7	1:45.010	155.02	1.433	18:19:10.919
165 - D1	33.154	41.916	31.498	171.4	230.7	1:46.568	152.75	2.991	18:20:57.487
166 - D1	34.030	42.782	30.240	171.1	232.2	1:47.052	152.06	3.475	18:22:44.539
167 - D1	33.364	42.452	30.267	171.4	229.7	1:46.083	153.45	2.506	18:24:30.622
168 - D1	33.301	42.044	30.158	171.7	230.2	1:45.503	154.30	1.926	18:26:16.125
169 - D1	33.119	41.979	30.231	171.7	229.7	1:45.329	154.55	1.752	18:28:01.454
170 - D1	33.005	41.754	30.052	171.4	230.2	1:44.811	155.31	1.234	18:29:46.265
171 - D1	32.998	41.785	30.223	170.8	230.2	1:45.006	155.03	1.429	18:31:31.271
172 - D1	32.922	41.509	30.039	171.7	229.7	1:44.470	155.82	0.893	18:33:15.741
173 - D1	32.962	41.930	30.038	171.9	229.7	1:44.930	155.14	1.353	18:35:00.671
174 - D1	32.882	41.627	29.972	172.2	230.2	1:44.481	155.81	0.904	18:36:45.152
175 - D1	32.821	42.098	30.148	171.7	231.2	1:45.067	154.94	1.490	18:38:30.219
176 - D1	32.914	41.752	30.198	172.2	230.2	1:44.864	155.24	1.287	18:40:15.083
177 - D1	32.953	42.010	30.036	172.2	230.7	1:44.999	155.04	1.422	18:42:00.082
178 - D1	33.167	41.946	30.305	172.5	230.7	1:45.418	154.42	1.841	18:43:45.500
179 - D1	33.106	42.068	30.203	172.5	231.2	1:45.377	154.48	1.800	18:45:30.877
180 - D1	33.134	42.330	30.176	171.7	231.2	1:45.640	154.10	2.063	18:47:16.517
181 - D1	33.292	42.249	IN PIT		230.2	3:06.348	<b>P</b> 87.35	1:22.771	18:50:22.865
182 - D3	OUTLAP	43.321	30.172	171.1	201.1	1:53.537	143.38	9.960	18:52:16.402
183 - D3	32.840	41.473	30.056	171.7	228.8	1:44.369	155.97	0.792	18:54:00.771
184 - D3	32.862	41.778	29.993	172.2	229.7	1:44.633	155.58	1.056	18:55:45.404
185 - D3	32.736	41.604	29.772	172.5	230.2	1:44.112	156.36	0.535	18:57:29.516
186 - D3	33.302	41.934	30.178	171.9	231.2	1:45.414	154.43	1.837	18:59:14.930
187 - D3	32.816	41.583	29.815	172.8	231.2	1:44.214	156.20	0.637	19:00:59.144
188 - D3	32.769	41.642	29.907	172.8	230.7	1:44.318	156.05	0.741	19:02:43.462
189 - D3	32.820	41.963	29.989	172.5	231.2	1:44.772	155.37	1.195	19:04:28.234
190 - D3	32.763	41.792	29.966	172.8	231.2	1:44.521	155.75	0.944	19:06:12.755
191 - D3	32.702	42.617	30.340	172.5	231.7	1:45.659	154.07	2.082	19:07:58.414

Weather / Track : Showers / Wet

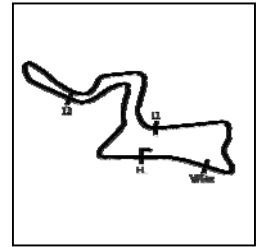
Kyalami Grand Prix Circuit

Circuit Length = 4.522 km

Start: 12:58 Flag 21:58 End: 22:03

# Kyalami 9 Hours

## RACE - SECTOR ANALYSIS



SECTOR 1 = FL to I1, SECTOR 2 = I1 to I2 SECTOR 3 = I2 to I3, SECTOR 4 = I3 to FL, DIFF = Difference To Personal Best Lap, P = Crossed Finish Line in Pit Lane, D = Time Disallowed

192 - D3	33.196	42.654	31.630	172.2	232.2	1:47.480	151.46	3.903	19:09:45.894
193 - D3	33.024	42.011	30.137	172.5	232.7	1:45.172	154.78	1.595	19:11:31.066
194 - D3	32.901	42.195	30.293	173.3	232.2	1:45.389	154.46	1.812	19:13:16.455
195 - D3	32.986	42.268	30.386	173.6	233.2	1:45.640	154.10	2.063	19:15:02.095
196 - D3	32.967	42.457	30.170	173.3	233.7	1:45.594	154.16	2.017	19:16:47.689
197 - D3	33.254	43.049	30.476	172.5	232.7	1:46.779	152.45	3.202	19:18:34.468
198 - D3	33.455	42.415	29.996	173.3	232.7	1:45.866	153.77	2.289	19:20:20.334
199 - D3	33.143	42.123	30.082	173.6	232.7	1:45.348	154.52	1.771	19:22:05.682
200 - D3	33.112	42.064	30.257	173.6	232.7	1:45.433	154.40	1.856	19:23:51.115
201 - D3	33.155	43.235	30.097	173.3	232.7	1:46.487	152.87	2.910	19:25:37.602
202 - D3	32.930	41.829	29.903	<b>173.9</b>	231.2	1:44.662	155.54	1.085	19:27:22.264
203 - D3	32.825	41.710	29.774	173.6	231.7	1:44.309	156.06	0.732	19:29:06.573
204 - D3	32.871	41.598	29.714	173.3	231.7	1:44.183	156.25	0.606	19:30:50.756
205 - D3	33.333	41.627	29.721	173.6	231.7	1:44.681	155.51	1.104	19:32:35.437
206 - D3	34.809	1:14.498	IN PIT		231.7	3:17.027	P 82.62	1:33.450	19:35:52.464
207 - D3	OUTLAP	1:19.598	54.510	79.4	80.2	3:22.270	80.48	1:38.693	19:39:14.734
208 - D3	1:06.974	1:21.046	IN PIT		80.1	4:06.955	P 65.91	2:23.378	19:43:21.689
209 - D3	OUTLAP	1:22.133	55.782	78.8	79.8	3:26.951	78.66	1:43.374	19:46:48.640
210 - D3	1:08.553	1:21.196	57.355	74.6	79.4	3:27.104	78.60	1:43.527	19:50:15.744
211 - D3	55.600	1:16.984	1:00.952	83.5	102.6	3:13.536	84.11	1:29.959	19:53:29.280
212 - D3	1:08.104	1:20.612	IN PIT		91.3	3:33.197	P 76.35	1:49.620	19:57:02.477
213 - D3	OUTLAP	1:16.740	57.726	96.1	100.3	3:16.814	82.71	1:33.237	20:00:19.291
214 - D3	55.558	1:18.311	59.968	84.1	109.2	3:13.837	83.98	1:30.260	20:03:33.128
215 - D3	1:04.463	1:13.743	55.382	77.1	107.2	3:13.588	84.09	1:30.011	20:06:46.716
216 - D3	1:01.337	1:15.145	57.265	81.8	104.6	3:13.747	84.02	1:30.170	20:10:00.463
217 - D3	59.776	1:44.457	1:07.827	58.4	98.2	3:52.060	70.15	2:08.483	20:13:52.523
218 - D3	1:29.551	2:02.037	1:19.443	57.4	61.2	4:51.031	55.93	3:07.454	20:18:43.554
219 - D3	1:33.567	1:32.266	1:13.277	52.2	60.1	4:19.110	62.82	2:35.533	20:23:02.664
220 - D3	1:26.369	1:41.637	1:05.887	70.1	63.0	4:13.893	64.11	2:30.316	20:27:16.557
221 - D3	1:19.411	1:29.331	59.492	81.5	71.9	3:48.234	71.32	2:04.657	20:31:04.791
222 - D3	1:04.505	1:25.144	54.128	78.8	87.5	3:23.777	79.88	1:40.200	20:34:28.568
223 - D3	1:07.310	1:35.781	1:04.907	77.4	97.0	3:47.998	71.40	2:04.421	20:38:16.566
224 - D3	1:09.478	1:23.063	1:00.381	71.3	82.3	3:32.922	76.45	1:49.345	20:41:49.488
225 - D3	1:13.022	1:41.153	1:04.287	77.2	84.9	3:58.462	68.26	2:14.885	20:45:47.950
226 - D3	1:17.657	1:30.256	58.574	92.1	68.9	3:46.487	71.87	2:02.910	20:49:34.437
227 - D3	1:10.301	1:33.141	1:08.127	69.5	87.0	3:51.569	70.29	2:07.992	20:53:26.006
228 - D3	1:15.815	1:29.719	IN PIT		88.7	4:58.140	P 54.60	3:14.563	20:58:24.146
229 - D1	OUTLAP	1:15.276	47.165	133.3	85.9	3:07.246	86.94	1:23.669	21:01:31.392
230 - D1	51.417	1:14.972	1:03.582	66.3	122.8	3:09.971	85.69	1:26.394	21:04:41.363
231 - D1	1:17.821	1:19.400	53.459	72.2	69.8	3:30.680	77.26	1:47.103	21:08:12.043
232 - D1	59.336	1:15.555	1:07.029	59.4	112.5	3:21.920	80.62	1:38.343	21:11:33.963
233 - D1	1:14.882	1:14.042	55.626	61.2	69.5	3:24.550	79.58	1:40.973	21:14:58.513
234 - D1	1:08.801	1:10.189	1:08.412	42.3	83.1	3:27.402	78.49	1:43.825	21:18:25.915
235 - D1	1:13.142	1:19.279	1:00.166	72.5	84.5	3:32.587	76.57	1:49.010	21:21:58.502
236 - D1	1:13.014	1:09.750	53.026	63.1	75.1	3:15.790	83.14	1:32.213	21:25:14.292
237 - D1	56.144	1:08.592	51.632	77.4	147.7	2:56.368	92.30	1:12.791	21:28:10.660
238 - D1	58.753	1:07.311	49.229	99.5	108.0	2:55.293	92.86	1:11.716	21:31:05.953
239 - D1	53.691	1:08.507	IN PIT		146.5	2:58.367	P 91.26	1:14.790	21:34:04.320
240 - D1	OUTLAP	56.558	38.707	159.7	134.8	2:24.716	112.49	41.139	21:36:29.036
241 - D1	41.734	53.353	37.366	160.7	167.4	2:12.453	122.90	28.876	21:38:41.489
242 - D1	40.282	52.726	37.228	162.4	193.5	2:10.236	124.99	26.659	21:40:51.725
243 - D1	39.556	51.794	36.965	162.6	200.0	2:08.315	126.86	24.738	21:43:00.040
244 - D1	38.824	50.860	36.389	164.3	212.1	2:06.073	129.12	22.496	21:45:06.113
245 - D1	38.624	50.126	36.514	163.6	220.4	2:05.264	129.95	21.687	21:47:11.377
246 - D1	39.462	54.862	IN PIT		219.0	2:52.760	P 94.23	1:09.183	21:50:04.137
247 - D1	OUTLAP	52.332	36.701	163.1	164.1	2:16.842	118.96	33.265	21:52:20.979
248 - D1	38.940	50.347	35.554	165.3	217.3	2:04.841	130.39	21.264	21:54:25.820
249 - D1	37.834	49.619	35.664	164.6	219.0	2:03.117	132.22	19.540	21:56:28.937
250 - D1	37.761	49.481	35.643	164.6	221.7	2:02.885	132.47	19.308	21:58:31.822
251 - D1	38.242	49.550	35.548	165.6	208.8	2:03.340	131.98	19.763	22:00:35.162

Weather / Track : Showers / Wet

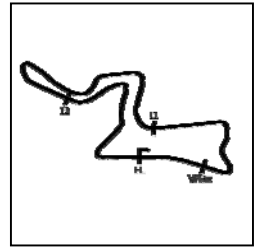
Kyalami Grand Prix Circuit

Circuit Length = 4.522 km

Start: 12:58 Flag 21:58 End: 22:03

# Kyalami 9 Hours

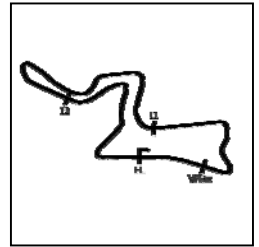
## RACE - SECTOR ANALYSIS



SECTOR 1 = FL to I1, SECTOR 2 = I1 to I2 SECTOR 3 = I2 to I3, SECTOR 4 = I3 to FL, DIFF = Difference To Personal Best Lap, P = Crossed Finish Line in Pit Lane, D = Time Disallowed

# Kyalami 9 Hours

## RACE - SECTOR ANALYSIS



SECTOR 1 = FL to I1, SECTOR 2 = I1 to I2 SECTOR 3 = I2 to I3, SECTOR 4 = I3 to FL, DIFF = Difference To Personal Best Lap, P = Crossed Finish Line in Pit Lane, D = Time Disallowed

P21 17 Nat		Pablo Clark Racing			Ferrari 458 Italia GT3				
IDEAL LAP TIME : 1:44.892		BEST LAP TIME : 1:44.980			DIFFERENCE : 0.088				
D1: Kishoor PITAMBER		D2: Leonard Charles THOMPS			D3: Michael STEPHEN				
LAP	SECTOR 1	SECTOR 2	SECTOR 3	SPEED TRAP	LAP TIME	KPH	DIFF	TIME OF DAY	
1 - D1		46.476	33.601	168.7	210.5	2:08.128	127.05	23.148	13:00:51.467
2 - D1	35.252	46.311	33.445	167.7	233.2	1:55.008	141.54	10.028	13:02:46.475
3 - D1	35.787	49.169	36.606	170.6	232.2	2:01.562	133.91	16.582	13:04:48.037
4 - D1	36.056	48.141	33.834	169.5	232.2	1:58.031	137.92	13.051	13:06:46.068
5 - D1	36.243	47.687	34.151	169.5	231.7	1:58.081	137.86	13.101	13:08:44.149
6 - D1	35.426	47.297	34.041	167.7	232.7	1:56.764	139.41	11.784	13:10:40.913
7 - D1	36.866	47.148	34.364	166.6	222.6	1:58.378	137.51	13.398	13:12:39.291
8 - D1	36.183	48.532	38.934	164.6	229.2	2:03.649	131.65	18.669	13:14:42.940
9 - D1	39.951	52.199	35.472	169.0	213.0	2:07.622	127.55	22.642	13:16:50.562
10 - D1	37.515	49.020	35.108	168.4	227.3	2:01.643	133.82	16.663	13:18:52.205
11 - D1	36.058	48.449	34.472	165.3	228.3	1:58.979	136.82	13.999	13:20:51.184
12 - D1	36.540	48.334	42.513	109.6	228.3	2:07.387	127.79	22.407	13:22:58.571
13 - D1	39.977	49.276	38.425	161.6	204.9	2:07.678	127.50	22.698	13:25:06.249
14 - D1	39.430	55.914	36.509	168.2	174.4	2:11.853	123.46	26.873	13:27:18.102
15 - D1	36.553	51.204	35.352	164.6	226.8	2:03.109	132.23	18.129	13:29:21.211
16 - D1	36.527	47.898	35.662	166.9	229.2	2:00.087	135.56	15.107	13:31:21.298
17 - D1	36.408	48.466	35.473	164.8	230.7	2:00.347	135.26	15.367	13:33:21.645
18 - D1	36.217	48.068	34.765	167.9	227.8	1:59.050	136.74	14.070	13:35:20.695
19 - D1	38.016	52.971	37.963	159.0	227.3	2:08.950	126.24	23.970	13:37:29.645
20 - D1	39.998	56.219	35.905	167.7	186.5	2:12.122	123.21	27.142	13:39:41.767
21 - D1	37.269	54.050	35.343	166.4	228.3	2:06.662	128.52	21.682	13:41:48.429
22 - D1	36.451	47.835	35.593	166.6	228.3	1:59.879	135.79	14.899	13:43:48.308
23 - D1	36.509	48.496	IN PIT		229.7	3:42.253	P 73.24	1:57.273	13:47:30.561
24 - D2	OUTLAP	47.390	32.823	171.1	203.7	2:00.191	135.44	15.211	13:49:30.752
25 - D2	33.882	43.945	31.477	171.7	232.7	1:49.304	148.93	4.324	13:51:20.056
26 - D2	33.636	43.883	30.755	171.9	233.2	1:48.274	150.35	3.294	13:53:08.330
27 - D2	33.355	42.753	30.591	172.2	234.2	1:46.699	152.57	1.719	13:54:55.029
28 - D2	33.266	42.762	31.431	172.5	234.2	1:47.459	151.49	2.479	13:56:42.488
29 - D2	33.330	42.792	31.555	171.9	234.2	1:47.677	151.18	2.697	13:58:30.165
30 - D2	33.527	43.039	30.502	171.4	232.7	1:47.068	152.04	2.088	14:00:17.233
31 - D2	35.434	43.168	31.131	171.1	233.7	1:49.733	148.35	4.753	14:02:06.966
32 - D2	33.579	42.900	30.670	172.2	233.2	1:47.149	151.93	2.169	14:03:54.115
33 - D2	33.444	42.765	30.494	173.0	234.7	1:46.703	152.56	1.723	14:05:40.818
34 - D2	33.268	42.373	30.428	173.0	233.7	1:46.069	153.47	1.089	14:07:26.887
35 - D2	33.247	42.450	30.368	172.5	232.7	1:46.065	153.48	1.085	14:09:12.952
36 - D2	33.338	42.606	30.493	171.9	233.2	1:46.437	152.94	1.457	14:10:59.389
37 - D2	33.291	42.438	30.556	172.5	232.7	1:46.285	153.16	1.305	14:12:45.674
38 - D2	33.385	42.539	30.523	170.8	233.2	1:46.447	152.93	1.467	14:14:32.121
39 - D2	33.519	42.595	30.452	173.0	232.2	1:46.566	152.76	1.586	14:16:18.687
40 - D2	33.286	42.444	30.318	172.2	233.7	1:46.048	153.50	1.068	14:18:04.735
41 - D2	33.291	42.442	30.444	173.3	234.7	1:46.177	153.32	1.197	14:19:50.912
42 - D2	33.582	42.248	30.525	173.6	235.2	1:46.355	153.06	1.375	14:21:37.267
43 - D2	33.450	42.571	31.334	172.8	236.3	1:47.355	151.63	2.375	14:23:24.622
44 - D2	33.392	42.541	30.447	172.8	234.7	1:46.380	153.02	1.400	14:25:11.002
45 - D2	33.339	42.367	30.602	172.8	234.7	1:46.308	153.13	1.328	14:26:57.310
46 - D2	33.602	42.787	30.527	173.0	234.2	1:46.916	152.26	1.936	14:28:44.226
47 - D2	33.460	42.656	30.509	173.6	234.7	1:46.625	152.67	1.645	14:30:30.851
48 - D2	33.255	42.529	30.894	172.8	235.2	1:46.678	152.60	1.698	14:32:17.529
49 - D2	33.640	42.584	31.301	173.3	233.2	1:47.525	151.39	2.545	14:34:05.054
50 - D2	33.348	42.390	30.447	173.0	234.7	1:46.185	153.30	1.205	14:35:51.239
51 - D2	33.344	43.392	31.239	172.5	235.2	1:47.975	150.76	2.995	14:37:39.214
52 - D2	36.022	43.056	30.563	173.3	199.2	1:49.641	148.47	4.661	14:39:28.855
53 - D2	34.958	43.110	IN PIT		235.8	3:20.957	P 81.00	1:35.977	14:42:49.812
54 - D3	OUTLAP	45.018	31.344	170.0	193.2	1:57.969	137.99	12.989	14:44:47.781
55 - D3	34.713	44.833	31.793	170.3	231.7	1:51.339	146.21	6.359	14:46:39.120
56 - D3	33.973	43.318	30.935	171.1	231.7	1:48.226	150.41	3.246	14:48:27.346
57 - D3	34.596	43.301	30.579	172.5	232.2	1:48.476	150.07	3.496	14:50:15.822
58 - D3	33.530	43.367	30.651	171.7	233.7	1:47.548	151.36	2.568	14:52:03.370
59 - D3	33.551	42.975	30.438	172.8	233.7	1:46.964	152.19	1.984	14:53:50.334
60 - D3	33.169	42.359	30.402	172.2	233.2	1:45.930	153.67	0.950	14:55:36.264
61 - D3	33.249	42.527	33.305	170.8	233.7	1:49.081	149.23	4.101	14:57:25.345

Kyalami Grand Prix Circuit

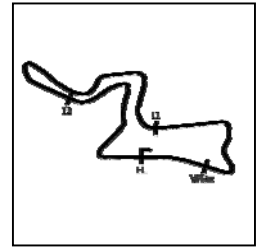
Circuit Length = 4.522 km

Start: 12:58 Flag 21:58 End: 22:03

Weather / Track : Showers / Wet

# Kyalami 9 Hours

## RACE - SECTOR ANALYSIS



SECTOR 1 = FL to I1, SECTOR 2 = I1 to I2 SECTOR 3 = I2 to I3, SECTOR 4 = I3 to FL, DIFF = Difference To Personal Best Lap, P = Crossed Finish Line in Pit Lane, D = Time Disallowed

62 - D3	34.105	42.970	30.814	169.8	233.7	1:47.889	150.88	2.909	14:59:13.234
63 - D3	34.092	42.557	30.711	171.9	225.4	1:47.360	151.63	2.380	15:01:00.594
64 - D3	33.370	42.285	30.433	171.9	234.2	1:46.088	153.44	1.108	15:02:46.682
65 - D3	33.186	42.275	30.588	171.7	234.2	1:46.049	153.50	1.069	15:04:32.731
66 - D3	33.350	42.452	30.701	172.5	233.7	1:46.503	152.85	1.523	15:06:19.234
67 - D3	33.371	42.272	30.602	172.2	233.7	1:46.245	153.22	1.265	15:08:05.479
68 - D3	33.205	42.226	30.466	171.9	233.7	1:45.897	153.72	0.917	15:09:51.376
69 - D3	33.802	44.225	30.601	171.9	233.7	1:48.628	149.86	3.648	15:11:40.004
70 - D3	33.564	44.249	30.632	172.5	235.2	1:48.445	150.11	3.465	15:13:28.449
71 - D3	33.158	42.367	30.544	172.2	235.8	1:46.069	153.47	1.089	15:15:14.518
72 - D3	33.172	42.176	30.321	173.0	234.7	1:45.669	154.05	0.689	15:17:00.187
73 - D3	33.330	42.281	30.536	173.6	<b>237.3</b>	1:46.147	153.36	1.167	15:18:46.334
74 - D3	33.171	42.355	31.605	171.4	235.8	1:47.131	151.95	2.151	15:20:33.465
75 - D3	33.341	42.402	31.967	164.8	234.7	1:47.710	151.13	2.730	15:22:21.175
76 - D3	33.841	42.938	31.688	170.0	219.9	1:48.467	150.08	3.487	15:24:09.642
77 - D3	34.012	43.005	30.483	172.8	208.0	1:47.500	151.43	2.520	15:25:57.142
78 - D3	33.125	<b>41.947</b>	30.371	173.0	234.2	1:45.443	154.38	0.463	15:27:42.585
79 - D3	33.820	44.325	30.621	173.3	235.2	1:48.766	149.67	3.786	15:29:31.351
80 - D3	33.132	43.153	30.591	173.0	236.3	1:46.876	152.31	1.896	15:31:18.227
81 - D3	33.721	43.534	31.561	174.1	236.8	1:48.816	149.60	3.836	15:33:07.043
82 - D3	33.436	43.624	31.777	172.8	236.3	1:48.837	149.57	3.857	15:34:55.880
83 - D3	44.568	1:21.146	IN PIT		234.2	4:40.984	P 57.93	2:56.004	15:39:36.864
84 - D1	OUTLAP	1:25.985	1:03.675	81.6	82.2	3:49.073	71.06	2:04.093	15:43:25.937
85 - D1	54.256	57.328	38.370	158.1	115.8	2:29.954	108.56	44.974	15:45:55.891
86 - D1	39.996	49.605	36.913	166.1	195.6	2:06.514	128.67	21.534	15:48:02.405
87 - D1	36.580	48.448	35.856	165.1	231.2	2:00.884	134.66	15.904	15:50:03.289
88 - D1	36.066	47.970	34.266	168.2	230.7	1:58.302	137.60	13.322	15:52:01.591
89 - D1	36.086	47.454	33.900	169.5	232.7	1:57.440	138.61	12.460	15:53:59.031
90 - D1	35.576	47.563	33.890	169.8	234.2	1:57.029	139.10	12.049	15:55:56.060
91 - D1	35.626	47.282	33.962	167.9	231.2	1:56.870	139.29	11.890	15:57:52.930
92 - D1	35.900	47.921	36.772	165.6	232.2	2:00.593	134.99	15.613	15:59:53.523
93 - D1	42.144	57.092	39.218	164.1	216.0	2:18.454	117.57	33.474	16:02:11.977
94 - D1	38.538	48.932	38.158	166.1	210.1	2:05.628	129.58	20.648	16:04:17.605
95 - D1	51.582	1:23.103	58.820	83.1	216.4	3:13.505	84.12	1:28.525	16:07:31.110
96 - D1	1:07.060	1:20.674	56.852	83.3	81.8	3:24.586	79.57	1:39.606	16:10:55.696
97 - D1	1:05.851	1:17.047	41.617	154.2	84.1	3:04.515	88.22	1:19.535	16:14:00.211
98 - D1	37.962	49.538	36.296	167.4	221.3	2:03.796	131.50	18.816	16:16:04.007
99 - D1	37.757	50.553	34.890	167.9	230.7	2:03.200	132.13	18.220	16:18:07.207
100 - D1	36.545	48.717	35.269	166.1	230.7	2:00.531	135.06	15.551	16:20:07.738
101 - D1	38.249	48.357	35.669	167.4	209.7	2:02.275	133.13	17.295	16:22:10.013
102 - D1	37.474	48.752	35.228	167.9	231.2	2:01.454	134.03	16.474	16:24:11.467
103 - D1	47.933	52.078	38.334	166.6	133.0	2:18.345	117.67	33.365	16:26:29.812
104 - D1	43.863	53.319	IN PIT		136.8	3:46.403	P 71.90	2:01.423	16:30:16.215
105 - D2	OUTLAP	46.479	33.242	170.6	183.3	2:03.254	132.07	18.274	16:32:19.469
106 - D2	33.880	42.875	30.611	173.0	234.2	1:47.366	151.62	2.386	16:34:06.835
107 - D2	33.893	42.581	30.325	173.3	233.2	1:46.799	152.42	1.819	16:35:53.634
108 - D2	33.122	42.084	30.111	173.9	234.2	1:45.317	154.57	0.337	16:37:38.951
109 - D2	33.056	41.965	<b>30.106</b>	173.6	234.2	1:45.127	(2) 154.85	0.147	16:39:24.078
110 - D2	32.980	42.922	30.638	173.3	233.7	1:46.540	152.79	1.560	16:41:10.618
111 - D2	33.091	42.339	30.753	173.3	234.7	1:46.183	153.31	1.203	16:42:56.801
112 - D2	33.394	42.671	30.518	173.0	235.8	1:46.583	152.73	1.603	16:44:43.384
113 - D2	33.073	42.136	30.495	173.3	235.2	1:45.704	154.00	0.724	16:46:29.088
114 - D2	33.108	42.169	30.365	172.8	235.2	1:45.642	154.09	0.662	16:48:14.730
115 - D2	33.154	42.283	30.395	172.5	233.7	1:45.832	153.82	0.852	16:50:00.562
116 - D2	33.266	42.455	31.230	169.0	233.7	1:46.951	152.21	1.971	16:51:47.513
117 - D2	33.453	42.713	31.954	172.5	233.2	1:48.120	150.56	3.140	16:53:35.633
118 - D2	33.524	42.415	30.486	173.0	233.7	1:46.425	152.96	1.445	16:55:22.058
119 - D2	33.261	42.461	30.599	173.0	234.7	1:46.321	153.11	1.341	16:57:08.379
120 - D2	33.333	42.574	30.421	173.6	235.2	1:46.328	153.10	1.348	16:58:54.707
121 - D2	33.182	42.614	30.523	172.8	234.7	1:46.319	153.11	1.339	17:00:41.026
122 - D2	33.375	42.426	30.336	173.9	234.2	1:46.137	153.37	1.157	17:02:27.163
123 - D2	33.292	42.420	30.523	172.5	234.2	1:46.235	153.23	1.255	17:04:13.398
124 - D2	33.170	42.299	30.437	173.0	234.2	1:45.906	153.71	0.926	17:05:59.304
125 - D2	33.107	42.617	30.358	173.6	234.2	1:46.082	153.45	1.102	17:07:45.386
126 - D2	33.369	42.512	30.483	173.3	235.2	1:46.364	153.05	1.384	17:09:31.750

Weather / Track : Showers / Wet

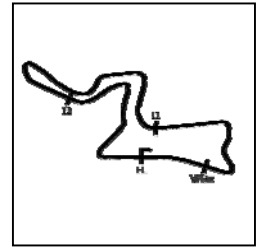
Kyalami Grand Prix Circuit

Circuit Length = 4.522 km

Start: 12:58 Flag 21:58 End: 22:03

# Kyalami 9 Hours

## RACE - SECTOR ANALYSIS



SECTOR 1 = FL to I1, SECTOR 2 = I1 to I2 SECTOR 3 = I2 to I3, SECTOR 4 = I3 to FL, DIFF = Difference To Personal Best Lap, P = Crossed Finish Line in Pit Lane, D = Time Disallowed

127 - D2	33.319	42.515	30.462	173.3	234.7	1:46.296	153.14	1.316	17:11:18.046
128 - D2	33.316	42.423	30.348	173.3	234.7	1:46.087	153.45	1.107	17:13:04.133
129 - D2	33.276	42.368	30.356	173.3	235.8	1:46.000	153.57	1.020	17:14:50.133
130 - D2	33.243	42.320	30.413	173.9	235.8	1:45.976	153.61	0.996	17:16:36.109
131 - D2	33.161	42.392	30.567	174.7	235.8	1:46.120	153.40	1.140	17:18:22.229
132 - D2	33.206	43.266	30.578	174.1	236.3	1:47.050	152.07	2.070	17:20:09.279
133 - D2	33.335	42.423	30.333	174.7	235.2	1:46.091	153.44	1.111	17:21:55.370
134 - D2	33.157	42.407	30.345	174.7	236.3	1:45.909	153.70	0.929	17:23:41.279
135 - D2	34.509	42.681	31.646	173.6	205.3	1:48.836	149.57	3.856	17:25:30.115
136 - D2	33.562	42.927	IN PIT		235.2	3:32.260	<b>P</b> 76.69	1:47.280	17:29:02.375
137 - D3	OUTLAP	46.522	32.900	171.4	197.8	2:01.521	133.96	16.541	17:31:03.896
138 - D3	34.991	43.967	32.377	172.8	233.2	1:51.335	146.21	6.355	17:32:55.231
139 - D3	33.511	43.872	31.057	172.2	234.2	1:48.440	150.12	3.460	17:34:43.671
140 - D3	33.368	43.025	33.607	170.8	233.7	1:50.000	147.99	5.020	17:36:33.671
141 - D3	33.460	42.791	30.503	172.2	234.2	1:46.754	152.49	1.774	17:38:20.425
142 - D3	33.207	42.380	30.495	172.8	234.7	1:46.082	153.45	1.102	17:40:06.507
143 - D3	33.129	42.508	30.445	172.8	234.2	1:46.082	153.45	1.102	17:41:52.589
144 - D3	33.152	42.540	30.643	171.7	235.8	1:46.335	153.09	1.355	17:43:38.924
145 - D3	33.224	42.631	30.547	172.5	235.2	1:46.402	152.99	1.422	17:45:25.326
146 - D3	33.166	42.463	30.582	173.0	234.7	1:46.211	153.27	1.231	17:47:11.537
147 - D3	34.987	44.675	30.801	173.0	213.8	1:50.463	147.37	5.483	17:49:02.000
148 - D3	33.195	42.388	30.432	173.6	235.8	1:46.015	153.55	1.035	17:50:48.015
149 - D3	50.827	1:20.401	56.381	79.2	235.8	3:07.609	86.77	1:22.629	17:53:55.624
150 - D3	1:08.413	1:20.714	56.597	75.3	78.3	3:25.724	79.13	1:40.744	17:57:21.348
151 - D3	1:08.136	1:20.642	55.849	78.4	78.0	3:24.627	79.55	1:39.647	18:00:45.975
152 - D3	1:07.562	56.269	32.742	167.1	77.9	2:36.573	103.97	51.593	18:03:22.548
153 - D3	34.191	43.656	31.396	173.0	232.2	1:49.243	149.01	4.263	18:05:11.791
154 - D3	33.695	44.919	30.929	173.9	234.2	1:49.543	148.61	4.563	18:07:01.334
155 - D3	33.319	42.597	30.449	173.9	235.8	1:46.365	153.05	1.385	18:08:47.699
156 - D3	33.097	42.468	30.410	173.3	235.8	1:45.975	153.61	0.995	18:10:33.674
157 - D3	33.056	42.200	30.192	174.1	235.8	1:45.448	154.38	0.468	18:12:19.122
158 - D3	32.843	42.017	30.120	174.1	236.3	1:44.980	<b>(1)</b> 155.06		18:14:04.102
159 - D3	32.839	42.024	30.285	173.9	237.3	1:45.148	<b>(3)</b> 154.82	0.168	18:15:49.250
160 - D3	32.854	42.269	30.427	174.4	236.8	1:45.550	154.23	0.570	18:17:34.800
161 - D3	32.949	42.245	30.487	173.9	236.8	1:45.681	154.04	0.701	18:19:20.481
162 - D3	32.987	42.544	30.689	173.9	236.8	1:46.220	153.25	1.240	18:21:06.701
163 - D3	33.097	42.679	31.391	172.5	235.8	1:47.167	151.90	2.187	18:22:53.868
164 - D3	34.387	43.205	31.646	173.3	213.0	1:49.238	149.02	4.258	18:24:43.106
165 - D3	33.413	43.602	IN PIT		235.8	3:21.322	<b>P</b> 80.86	1:36.342	18:28:04.428
166 - D2	OUTLAP	45.570	32.960	171.1	198.5	2:01.038	134.49	16.058	18:30:05.466
167 - D2	33.344	42.660	30.700	173.0	232.2	1:46.704	152.56	1.724	18:31:52.170
168 - D2	33.096	42.586	30.763	173.3	233.7	1:46.445	152.93	1.465	18:33:38.615
169 - D2	33.331	42.699	30.875	173.0	234.2	1:46.905	152.27	1.925	18:35:25.520
170 - D2	33.137	42.552	30.639	173.6	234.2	1:46.328	153.10	1.348	18:37:11.848
171 - D2	33.026	42.282	30.317	174.4	234.7	1:45.625	154.12	0.645	18:38:57.473
172 - D2	33.147	42.615	30.388	173.3	235.2	1:46.150	153.36	1.170	18:40:43.623
173 - D2	33.092	42.623	30.333	173.6	234.7	1:46.048	153.50	1.068	18:42:29.671
174 - D2	33.154	42.436	30.316	173.9	234.7	1:45.906	153.71	0.926	18:44:15.577
175 - D2	32.917	42.343	30.423	173.9	234.7	1:45.683	154.03	0.703	18:46:01.260
176 - D2	33.145	42.439	30.466	173.9	235.2	1:46.050	153.50	1.070	18:47:47.310
177 - D2	33.029	42.824	30.522	173.6	235.2	1:46.375	153.03	1.395	18:49:33.685
178 - D2	33.343	42.897	30.652	173.9	234.7	1:46.892	152.29	1.912	18:51:20.577
179 - D2	33.256	42.808	30.747	174.7	234.7	1:46.811	152.41	1.831	18:53:07.388
180 - D2	33.564	45.710	31.735	174.1	236.3	1:51.009	146.64	6.029	18:54:58.397
181 - D2	33.738	44.628	31.251	173.9	236.3	1:49.617	148.50	4.637	18:56:48.014
182 - D2	36.727	44.431	31.096	173.6	235.2	1:52.254	145.02	7.274	18:58:40.268
183 - D2	33.528	42.930	30.895	174.1	235.8	1:47.353	151.64	2.373	19:00:27.621
184 - D2	33.294	42.816	30.656	175.3	235.2	1:46.766	152.47	1.786	19:02:14.387
185 - D2	33.362	43.073	30.593	174.7	235.8	1:47.028	152.10	2.048	19:04:01.415
186 - D2	33.438	42.992	31.047	172.8	236.3	1:47.477	151.46	2.497	19:05:48.892
187 - D2	34.949	43.333	31.052	174.7	211.7	1:49.334	148.89	4.354	19:07:38.226
188 - D2	33.389	43.642	31.138	175.3	235.8	1:48.169	150.49	3.189	19:09:26.395
189 - D2	35.010	44.483	34.590	169.8	236.8	1:54.083	142.69	9.103	19:11:20.478
190 - D2	33.536	46.089	31.517	174.7	235.2	1:51.142	146.47	6.162	19:13:11.620
191 - D2	33.629	46.669	31.975	174.7	235.8	1:52.273	144.99	7.293	19:15:03.893

Kyalami Grand Prix Circuit

Circuit Length = 4.522 km

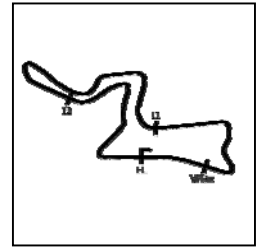
Start: 12:58 Flag 21:58 End: 22:03

Weather / Track : Showers / Wet



# Kyalami 9 Hours

## RACE - SECTOR ANALYSIS



SECTOR 1 = FL to I1, SECTOR 2 = I1 to I2 SECTOR 3 = I2 to I3, SECTOR 4 = I3 to FL, DIFF = Difference To Personal Best Lap, P = Crossed Finish Line in Pit Lane, D = Time Disallowed

192 - D2	34.649	43.408	31.010	175.6	237.3	1:49.067	149.25	4.087	19:16:52.960
193 - D2	33.416	43.425	31.375	175.3	236.8	1:48.216	150.43	3.236	19:18:41.176
194 - D2	35.299	43.377	31.214	175.6	236.8	1:49.890	148.14	4.910	19:20:31.066
195 - D2	33.604	43.360	31.241	175.3	236.8	1:48.205	150.44	3.225	19:22:19.271
196 - D2	35.579	43.831	IN PIT		236.3	3:21.298	P 80.87	1:36.318	19:25:40.569
197 - D3	OUTLAP	49.025	34.750	170.3	164.6	2:09.606	125.60	24.626	19:27:50.175
198 - D3	34.817	46.151	33.436	172.8	231.7	1:54.404	142.29	9.424	19:29:44.579
199 - D3	34.602	44.692	32.432	172.8	226.4	1:51.726	145.70	6.746	19:31:36.305
200 - D3	35.878	45.389	44.408	78.0	233.2	2:05.675	129.53	20.695	19:33:41.980
201 - D3	1:08.300	1:21.801	56.783	80.5	79.2	3:26.884	78.68	1:41.904	19:37:08.864
202 - D3	1:08.972	1:20.824	58.748	77.0	76.4	3:28.544	78.06	1:43.564	19:40:37.408
203 - D3	1:09.940	1:26.362	IN PIT		79.4	4:36.061	P 58.96	2:51.081	19:45:13.469
204 - D3	OUTLAP	1:26.932	1:00.246	75.0	73.7	3:43.865	72.71	1:58.885	19:48:57.334
205 - D3	1:12.792	1:12.282	43.635	154.7	73.8	3:08.709	86.26	1:23.729	19:52:06.043
206 - D3	47.721	59.932	41.963	160.4	147.9	2:29.616	108.80	44.636	19:54:35.659
207 - D3	44.877	57.053	44.741	101.2	164.6	2:26.671	110.99	41.691	19:57:02.330
208 - D3	1:00.832	1:16.818	58.313	100.5	96.7	3:15.963	83.07	1:30.983	20:00:18.293
209 - D3	54.707	1:18.228	IN PIT		105.6	3:21.907	P 80.62	1:36.927	20:03:40.200
210 - D3	OUTLAP	1:11.790	54.018	65.7	130.2	3:10.615	85.40	1:25.635	20:06:50.815
211 - D3	1:00.995	1:15.708	57.328	70.8	108.9	3:14.031	83.89	1:29.051	20:10:04.846
212 - D3	1:00.223	1:47.697	1:06.639	55.4	77.4	3:54.559	69.40	2:09.579	20:13:59.405
213 - D3	1:29.604	2:01.874	1:19.249	58.8	66.6	4:50.727	55.99	3:05.747	20:18:50.132
214 - D3	1:33.333	1:31.114	1:14.090	54.0	57.2	4:18.537	62.96	2:33.557	20:23:08.669
215 - D3	1:27.229	1:39.907	1:06.909	71.5	74.6	4:14.045	64.07	2:29.065	20:27:22.714
216 - D3	1:18.170	1:28.395	1:01.200	80.5	62.7	3:47.765	71.47	2:02.785	20:31:10.479
217 - D3	1:03.783	1:24.986	54.063	74.1	72.5	3:22.832	80.25	1:37.852	20:34:33.311
218 - D3	1:07.312	1:36.358	1:04.856	71.8	117.2	3:48.526	71.23	2:03.546	20:38:21.837
219 - D3	1:09.182	1:21.846	1:02.246	60.1	88.8	3:33.274	76.32	1:48.294	20:41:55.111
220 - D3	1:12.795	1:41.491	1:04.938	84.2	71.0	3:59.224	68.05	2:14.244	20:45:54.335
221 - D3	1:17.582	1:30.832	57.767	102.1	67.3	3:46.181	71.97	2:01.201	20:49:40.516
222 - D3	1:12.110	1:30.525	1:09.682	73.0	102.8	3:52.317	70.07	2:07.337	20:53:32.833
223 - D3	1:12.433	1:30.447	56.662	96.5	104.2	3:39.542	74.15	1:54.562	20:57:12.375
224 - D3	1:09.331	1:21.467	58.248	105.6	87.0	3:29.046	77.87	1:44.066	21:00:41.421
225 - D3	1:02.385	1:32.871	IN PIT		107.8	5:13.603	P 51.91	3:28.623	21:05:55.024
226 - D2	OUTLAP	54.602	39.021	100.5	142.6	2:23.425	113.50	38.445	21:08:18.449
227 - D2	58.309	1:16.260	1:07.121	51.9	97.7	3:21.690	80.71	1:36.710	21:11:40.139
228 - D2	1:13.847	1:12.928	56.190	62.8	73.4	3:22.965	80.20	1:37.985	21:15:03.104
229 - D2	1:10.062	1:08.534	1:09.948	46.2	72.4	3:28.544	78.06	1:43.564	21:18:31.648
230 - D2	1:14.794	1:15.609	1:01.397	58.0	81.2	3:31.800	76.86	1:46.820	21:22:03.448
231 - D2	1:12.981	1:10.150	52.056	63.9	70.9	3:15.187	83.40	1:30.207	21:25:18.635
232 - D2	57.044	1:07.457	51.295	73.0	116.8	2:55.796	92.60	1:10.816	21:28:14.431
233 - D2	59.833	1:06.376	49.326	94.6	126.1	2:55.535	92.74	1:10.555	21:31:09.966
234 - D2	54.870	1:06.206	44.876	140.4	115.6	2:45.952	98.09	1:00.972	21:33:55.918
235 - D2	42.040	51.977	IN PIT		173.6	2:25.424	P 111.94	40.444	21:36:21.342
236 - D2	OUTLAP	50.815	36.817	161.9	166.6	2:13.285	122.13	28.305	21:38:34.627
237 - D2	39.345	50.293	36.341	162.6	205.7	2:05.979	129.22	20.999	21:40:40.606
238 - D2	38.429	49.153	35.557	166.6	216.0	2:03.139	132.20	18.159	21:42:43.745
239 - D2	37.707	49.268	35.639	167.7	224.5	2:02.614	132.76	17.634	21:44:46.359
240 - D2	38.114	49.445	35.607	167.1	225.9	2:03.166	132.17	18.186	21:46:49.525
241 - D2	38.263	49.217	35.491	167.1	227.3	2:02.971	132.38	17.991	21:48:52.496
242 - D2	37.788	48.875	35.453	168.2	227.3	2:02.116	133.30	17.136	21:50:54.612
243 - D2	37.918	49.058	35.287	167.9	227.3	2:02.263	133.14	17.283	21:52:56.875
244 - D2	37.308	48.531	35.344	167.7	228.3	2:01.183	134.33	16.203	21:54:58.058
245 - D2	39.407	48.644	36.025	170.8	229.7	2:04.076	131.20	19.096	21:57:02.134
246 - D2	39.008	48.193	36.458	161.9	224.5	2:03.659	131.64	18.679	21:59:05.793

Weather / Track : Showers / Wet

Kyalami Grand Prix Circuit

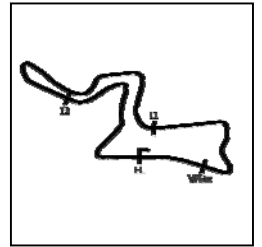
Circuit Length = 4.522 km

Start: 12:58 Flag 21:58 End: 22:03



# Kyalami 9 Hours

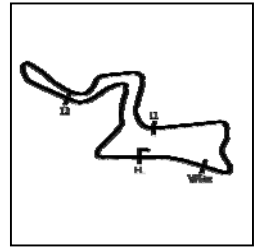
## RACE - SECTOR ANALYSIS



SECTOR 1 = FL to I1, SECTOR 2 = I1 to I2 SECTOR 3 = I2 to I3, SECTOR 4 = I3 to FL, DIFF = Difference To Personal Best Lap, P = Crossed Finish Line in Pit Lane, D = Time Disallowed

# Kyalami 9 Hours

## RACE - SECTOR ANALYSIS



SECTOR 1 = FL to I1, SECTOR 2 = I1 to I2 SECTOR 3 = I2 to I3, SECTOR 4 = I3 to FL, DIFF = Difference To Personal Best Lap, P = Crossed Finish Line in Pit Lane, D = Time Disallowed

P22 108 Pro		Bentley Team M-Sport			Bentley Continental GT3				
IDEAL LAP TIME : 1:43.354		BEST LAP TIME : 1:43.451			DIFFERENCE : 0.097				
D1: Rodrigo BAPTISTA		D2: Andy SOUCEK			D3: Steven KANE				
LAP	SECTOR 1	SECTOR 2	SECTOR 3	SPEED TRAP	LAP TIME	KPH	DIFF	TIME OF DAY	
1 - D3		44.228	30.454	175.0	227.3	1:55.775	140.61	12.324	13:00:39.114
2 - D3	33.707	42.851	30.248	175.6	237.3	1:46.806	152.41	3.355	13:02:25.920
3 - D3	33.224	42.736	30.273	175.8	237.8	1:46.233	153.24	2.782	13:04:12.153
4 - D3	33.676	42.493	30.047	176.1	237.3	1:46.216	153.26	2.765	13:05:58.369
5 - D3	32.852	42.412	30.286	175.6	237.8	1:45.550	154.23	2.099	13:07:43.919
6 - D3	33.098	42.484	29.987	175.8	238.9	1:45.569	154.20	2.118	13:09:29.488
7 - D3	33.404	42.703	30.047	175.0	238.9	1:46.154	153.35	2.703	13:11:15.642
8 - D3	33.197	43.183	31.259	173.9	238.4	1:47.639	151.23	4.188	13:13:03.281
9 - D3	32.972	42.338	30.097	176.1	236.8	1:45.407	154.44	1.956	13:14:48.688
10 - D3	32.807	42.517	29.977	177.0	237.8	1:45.301	154.59	1.850	13:16:33.989
11 - D3	33.041	41.961	30.111	176.1	237.8	1:45.113	154.87	1.662	13:18:19.102
12 - D3	32.931	41.985	30.098	176.4	238.9	1:45.014	155.01	1.563	13:20:04.116
13 - D3	32.841	42.106	29.891	177.3	239.4	1:44.838	155.27	1.387	13:21:48.954
14 - D3	32.583	41.938	29.808	177.9	239.4	1:44.329	156.03	0.878	13:23:33.283
15 - D3	34.418	43.870	29.939	177.9	239.4	1:48.227	150.41	4.776	13:25:21.510
16 - D3	32.954	42.358	29.924	176.7	241.0	1:45.236	154.69	1.785	13:27:06.746
17 - D3	33.086	42.375	29.843	176.4	238.4	1:45.304	154.59	1.853	13:28:52.050
18 - D3	32.633	41.907	30.031	177.3	238.9	1:44.571	155.67	1.120	13:30:36.621
19 - D3	32.718	42.051	30.171	176.7	238.9	1:44.940	155.12	1.489	13:32:21.561
20 - D3	32.883	42.281	30.134	177.0	237.8	1:45.298	154.60	1.847	13:34:06.859
21 - D3	33.030	41.872	29.924	177.6	240.0	1:44.826	155.29	1.375	13:35:51.685
22 - D3	32.694	41.938	30.276	177.3	238.4	1:44.908	155.17	1.457	13:37:36.593
23 - D3	32.748	42.137	29.892	178.2	238.9	1:44.777	155.36	1.326	13:39:21.370
24 - D3	32.521	41.887	30.189	177.0	238.4	1:44.597	155.63	1.146	13:41:05.967
25 - D3	32.598	41.805	29.904	176.7	238.4	1:44.307	156.07	0.856	13:42:50.274
26 - D3	32.838	42.059	30.140	176.4	237.3	1:45.037	154.98	1.586	13:44:35.311
27 - D3	32.757	42.792	30.129	177.6	240.0	1:45.678	154.04	2.227	13:46:20.989
28 - D3	32.643	41.545	30.021	177.3	238.4	1:44.209	156.21	0.758	13:48:05.198
29 - D3	32.639	41.918	29.756	177.6	238.9	1:44.313	156.06	0.862	13:49:49.511
30 - D3	32.580	42.808	30.028	177.3	238.9	1:45.416	154.42	1.965	13:51:34.927
31 - D3	32.773	42.758	30.347	176.1	239.4	1:45.878	153.75	2.427	13:53:20.805
32 - D3	32.755	42.274	30.222	176.4	239.4	1:45.251	154.67	1.800	13:55:06.056
33 - D3	32.671	41.748	29.964	177.9	239.4	1:44.383	155.95	0.932	13:56:50.439
34 - D3	32.529	41.725	29.836	177.3	239.4	1:44.090	156.39	0.639	13:58:34.529
35 - D3	32.435	41.674	30.121	176.1	237.8	1:44.230	156.18	0.779	14:00:18.759
36 - D3	33.176	42.311	IN PIT		238.9	3:07.556	P 86.79	1:24.105	14:03:26.315
37 - D1	OUTLAP	43.462	29.963	174.7	205.3	1:52.792	144.32	9.341	14:05:19.107
38 - D1	32.887	41.686	29.703	175.3	235.2	1:44.276	156.11	0.825	14:07:03.383
39 - D1	32.794	41.701	29.708	175.0	236.3	1:44.203	156.22	0.752	14:08:47.586
40 - D1	32.658	41.785	29.744	174.7	236.3	1:44.187	156.24	0.736	14:10:31.773
41 - D1	32.784	42.570	29.654	175.6	237.8	1:45.008	155.02	1.557	14:12:16.781
42 - D1	32.744	41.765	31.023	172.8	237.3	1:45.532	154.25	2.081	14:14:02.313
43 - D1	32.760	41.522	29.896	175.8	236.3	1:44.178	156.26	0.727	14:15:46.491
44 - D1	32.648	41.974	30.113	175.3	237.3	1:44.735	155.43	1.284	14:17:31.226
45 - D1	32.704	41.795	29.897	175.8	238.4	1:44.396	155.93	0.945	14:19:15.622
46 - D1	32.666	41.543	29.877	176.4	238.9	1:44.086	156.40	0.635	14:20:59.708
47 - D1	32.694	41.569	29.723	176.7	240.5	1:43.986	156.55	0.535	14:22:43.694
48 - D1	32.542	41.735	29.761	175.6	240.0	1:44.038	156.47	0.587	14:24:27.732
49 - D1	32.595	41.659	29.824	175.6	238.4	1:44.078	156.41	0.627	14:26:11.810
50 - D1	32.534	41.961	29.733	175.3	237.3	1:44.228	156.18	0.777	14:27:56.038
51 - D1	32.567	41.776	29.813	176.4	238.9	1:44.156	156.29	0.705	14:29:40.194
52 - D1	32.577	41.800	29.759	176.4	239.4	1:44.136	156.32	0.685	14:31:24.330
53 - D1	32.602	41.720	29.740	175.3	238.4	1:44.062	156.43	0.611	14:33:08.392
54 - D1	32.748	41.787	29.827	176.4	236.3	1:44.362	155.98	0.911	14:34:52.754
55 - D1	32.711	41.864	30.054	176.1	237.8	1:44.629	155.58	1.178	14:36:37.383
56 - D1	32.928	41.786	29.773	175.6	238.9	1:44.487	155.80	1.036	14:38:21.870
57 - D1	32.588	41.804	29.809	176.1	237.8	1:44.201	156.22	0.750	14:40:06.071
58 - D1	32.540	41.711	29.704	175.8	238.4	1:43.955	156.59	0.504	14:41:50.026
59 - D1	32.677	41.740	29.822	176.7	238.9	1:44.239	156.17	0.788	14:43:34.265
60 - D1	32.931	41.749	29.640	176.7	238.9	1:44.320	156.05	0.869	14:45:18.585
61 - D1	32.464	41.792	29.917	177.0	239.4	1:44.173	156.27	0.722	14:47:02.758

Weather / Track : Showers / Wet

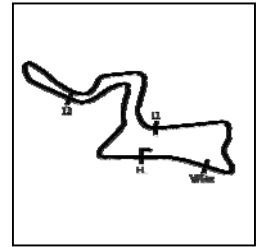
Kyalami Grand Prix Circuit

Circuit Length = 4.522 km

Start: 12:58 Flag 21:58 End: 22:03

# Kyalami 9 Hours

## RACE - SECTOR ANALYSIS



SECTOR 1 = FL to I1, SECTOR 2 = I1 to I2 SECTOR 3 = I2 to I3, SECTOR 4 = I3 to FL, DIFF = Difference To Personal Best Lap, P = Crossed Finish Line in Pit Lane, D = Time Disallowed

62 - D1	32.584	41.803	29.772	176.4	240.0	1:44.159	156.29	0.708	14:48:46.917
63 - D1	32.743	41.748	29.721	175.6	238.9	1:44.212	156.21	0.761	14:50:31.129
64 - D1	32.865	41.773	29.746	176.7	238.4	1:44.384	155.95	0.933	14:52:15.513
65 - D1	32.405	41.696	29.585	177.6	239.4	1:43.686	157.00	0.235	14:53:59.199
66 - D1	32.652	41.589	29.822	176.1	239.4	1:44.063	156.43	0.612	14:55:43.262
67 - D1	<b>32.377</b>	41.854	29.713	176.4	239.4	1:43.938	156.62	0.487	14:57:27.200
68 - D1	32.850	43.705	29.951	175.0	240.0	1:46.506	152.84	3.055	14:59:13.706
69 - D1	32.727	41.698	29.956	174.7	238.9	1:44.381	155.95	0.930	15:00:58.087
70 - D1	32.749	41.660	30.232	175.6	239.4	1:44.641	155.57	1.190	15:02:42.728
71 - D1	32.569	41.741	29.661	176.7	238.9	1:43.971	156.57	0.520	15:04:26.699
72 - D1	32.487	41.617	29.768	176.4	238.4	1:43.872	156.72	0.421	15:06:10.571
73 - D1	32.892	43.008	IN PIT		238.9	2:23.738	<b>P</b> 113.25	40.287	15:08:34.309
74 - D1	OUTLAP	42.204	30.044	175.3	207.6	1:50.911	146.77	7.460	15:10:25.220
75 - D1	32.718	41.802	29.817	175.6	237.8	1:44.337	156.02	0.886	15:12:09.557
76 - D1	32.652	41.722	29.869	175.3	239.4	1:44.243	156.16	0.792	15:13:53.800
77 - D1	32.639	41.985	29.885	176.1	238.4	1:44.509	155.76	1.058	15:15:38.309
78 - D1	32.641	41.841	29.762	176.7	238.4	1:44.244	156.16	0.793	15:17:22.553
79 - D1	32.580	41.849	29.868	175.8	240.5	1:44.297	156.08	0.846	15:19:06.850
80 - D1	32.880	42.184	29.905	174.1	240.0	1:44.969	155.08	1.518	15:20:51.819
81 - D1	32.734	41.810	29.838	175.8	237.8	1:44.382	155.95	0.931	15:22:36.201
82 - D1	32.656	41.854	29.777	175.3	238.4	1:44.287	156.09	0.836	15:24:20.488
83 - D1	32.813	41.883	29.883	175.8	237.8	1:44.579	155.66	1.128	15:26:05.067
84 - D1	32.674	41.866	30.123	175.3	238.4	1:44.663	155.53	1.212	15:27:49.730
85 - D1	33.485	42.038	29.934	176.7	239.4	1:45.457	154.36	2.006	15:29:35.187
86 - D1	32.594	41.892	29.891	176.7	239.4	1:44.377	155.96	0.926	15:31:19.564
87 - D1	32.726	42.205	30.052	176.1	240.0	1:44.983	155.06	1.532	15:33:04.547
88 - D1	32.811	42.060	30.654	175.8	239.4	1:45.525	154.26	2.074	15:34:50.072
89 - D1	39.684	1:18.903	IN PIT		238.4	4:29.909	<b>P</b> 60.31	2:46.458	15:39:19.981
90 - D2	OUTLAP	1:19.311	54.239	79.7	80.5	3:21.567	80.76	1:38.116	15:42:41.548
91 - D2	51.538	44.767	32.008	164.8	80.5	2:08.313	126.87	24.862	15:44:49.861
92 - D2	34.627	44.724	34.656	163.6	222.2	1:54.007	142.79	10.556	15:46:43.868
93 - D2	45.227	53.559	38.780	163.1	162.4	2:17.566	118.33	34.115	15:49:01.434
94 - D2	45.929	57.207	38.907	174.7	133.4	2:22.043	114.60	38.592	15:51:23.477
95 - D2	33.181	41.889	30.200	175.8	235.2	1:45.270	154.64	1.819	15:53:08.747
96 - D2	32.680	41.775	30.032	176.7	237.8	1:44.487	155.80	1.036	15:54:53.234
97 - D2	33.055	41.838	29.845	176.7	239.4	1:44.738	155.42	1.287	15:56:37.972
98 - D2	32.689	42.068	29.896	176.1	240.5	1:44.653	155.55	1.202	15:58:22.625
99 - D2	32.808	41.902	30.490	176.4	238.9	1:45.200	154.74	1.749	16:00:07.825
100 - D2	32.947	42.332	29.865	176.7	238.4	1:45.144	154.82	1.693	16:01:52.969
101 - D2	32.841	41.808	29.831	176.7	238.9	1:44.480	155.81	1.029	16:03:37.449
102 - D2	32.687	51.332	54.349	79.9	238.4	2:18.368	117.65	34.917	16:05:55.817
103 - D2	1:06.676	1:19.585	54.555	79.8	80.8	3:20.816	81.06	1:37.365	16:09:16.633
104 - D2	1:06.772	1:19.641	54.384	76.2	80.8	3:20.797	81.07	1:37.346	16:12:37.430
105 - D2	39.552	50.656	38.160	142.2	182.7	2:08.368	126.81	24.917	16:14:45.798
106 - D2	42.925	55.792	37.709	128.4	154.7	2:16.426	119.32	32.975	16:17:02.224
107 - D2	46.595	59.165	41.271	140.0	176.1	2:27.031	110.71	43.580	16:19:29.255
108 - D2	42.725	55.537	36.945	125.8	180.6	2:15.207	120.40	31.756	16:21:44.462
109 - D2	45.261	52.070	37.867	114.1	192.8	2:15.198	120.41	31.747	16:23:59.660
110 - D2	42.838	53.909	38.438	101.6	193.5	2:15.185	120.42	31.734	16:26:14.845
111 - D2	43.458	1:01.980	32.355	177.6	157.4	2:17.793	118.14	34.342	16:28:32.638
112 - D2	32.777	41.971	30.879	176.4	238.9	1:45.627	154.11	2.176	16:30:18.265
113 - D2	33.001	41.836	29.897	176.4	238.4	1:44.734	155.43	1.283	16:32:02.999
114 - D2	32.609	41.596	29.677	177.0	239.4	1:43.882	156.70	0.431	16:33:46.881
115 - D2	32.479	41.527	29.780	177.6	238.9	1:43.786	156.85	0.335	16:35:30.667
116 - D2	32.542	41.699	29.832	177.6	239.4	1:44.073	156.42	0.622	16:37:14.740
117 - D2	32.465	41.678	29.832	177.9	240.0	1:43.975	156.56	0.524	16:38:58.715
118 - D2	32.599	41.542	IN PIT		240.0	2:21.906	<b>P</b> 114.71	38.455	16:41:20.621
119 - D2	OUTLAP	42.072	29.789	176.4	208.4	1:49.757	148.32	6.306	16:43:10.378
120 - D2	32.574	41.699	29.710	177.3	238.9	1:43.983	156.55	0.532	16:44:54.361
121 - D2	32.492	41.514	29.862	176.4	238.4	1:43.868	156.72	0.417	16:46:38.229
122 - D2	32.726	41.596	29.732	176.1	237.8	1:44.054	156.44	0.603	16:48:22.283
123 - D2	32.468	41.739	29.676	175.6	238.4	1:43.883	156.70	0.432	16:50:06.166
124 - D2	32.535	41.557	29.601	176.4	237.8	1:43.693	156.99	0.242	16:51:49.859
125 - D2	32.497	41.763	30.952	174.4	238.4	1:45.212	154.72	1.761	16:53:35.071
126 - D2	32.770	41.728	29.630	176.1	236.8	1:44.128	156.33	0.677	16:55:19.199

Weather / Track : Showers / Wet

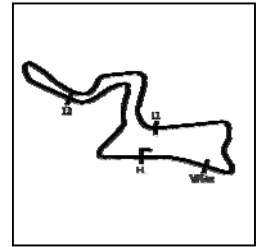
Kyalami Grand Prix Circuit

Circuit Length = 4.522 km

Start: 12:58 Flag 21:58 End: 22:03

# Kyalami 9 Hours

## RACE - SECTOR ANALYSIS



SECTOR 1 = FL to I1, SECTOR 2 = I1 to I2 SECTOR 3 = I2 to I3, SECTOR 4 = I3 to FL, DIFF = Difference To Personal Best Lap, P = Crossed Finish Line in Pit Lane, D = Time Disallowed

127 - D2	32.489	41.663	29.649	177.0	238.4	1:43.801	156.83	0.350	16:57:03.000
128 - D2	32.591	41.671	29.607	175.8	238.4	1:43.869	156.72	0.418	16:58:46.869
129 - D2	32.581	41.668	29.624	176.1	238.9	1:43.873	156.72	0.422	17:00:30.742
130 - D2	32.773	41.725	29.688	177.0	238.9	1:44.186	156.25	0.735	17:02:14.928
131 - D2	32.493	41.565	29.958	175.8	238.9	1:44.016	156.50	0.565	17:03:58.944
132 - D2	32.636	41.735	29.697	176.1	238.9	1:44.068	156.42	0.617	17:05:43.012
133 - D2	32.853	41.630	29.793	176.1	238.4	1:44.276	156.11	0.825	17:07:27.288
134 - D2	32.556	41.499	29.628	176.7	237.8	1:43.683 (3)	157.00	0.232	17:09:10.971
135 - D2	32.704	41.793	29.787	176.4	238.9	1:44.284	156.10	0.833	17:10:55.255
136 - D2	32.534	41.500	29.810	176.1	239.4	1:43.844	156.76	0.393	17:12:39.099
137 - D2	32.714	41.851	29.752	176.7	238.9	1:44.317	156.05	0.866	17:14:23.416
138 - D2	32.574	41.523	29.619	177.6	240.0	1:43.716	156.95	0.265	17:16:07.132
139 - D2	32.479	41.611	29.847	177.3	240.0	1:43.937	156.62	0.486	17:17:51.069
140 - D2	32.492	41.595	29.734	177.0	240.0	1:43.821	156.80	0.370	17:19:34.890
141 - D2	32.596	41.721	29.725	176.7	239.4	1:44.042	156.46	0.591	17:21:18.932
142 - D2	32.907	41.638	29.878	176.4	239.4	1:44.423	155.89	0.972	17:23:03.355
143 - D2	32.619	41.683	29.806	177.9	239.4	1:44.108	156.36	0.657	17:24:47.463
144 - D2	32.681	41.716	29.621	178.5	240.5	1:44.018	156.50	0.567	17:26:31.481
145 - D2	32.492	41.518	29.824	176.7	240.0	1:43.834	156.78	0.383	17:28:15.315
146 - D2	35.828	52.943	IN PIT		217.3	2:44.013 P	99.25	1:00.562	17:30:59.328
147 - D2	OUTLAP	42.647	30.113	176.4	207.2	1:51.504	145.99	8.053	17:32:50.832
148 - D2	32.768	41.854	29.705	176.4	236.8	1:44.327	156.04	0.876	17:34:35.159
149 - D2	32.612	41.799	29.795	177.3	237.3	1:44.206	156.22	0.755	17:36:19.365
150 - D2	32.619	41.642	29.894	177.0	237.8	1:44.155	156.29	0.704	17:38:03.520
151 - D2	32.745	41.570	29.745	176.7	238.4	1:44.060	156.44	0.609	17:39:47.580
152 - D2	32.505	41.821	29.817	177.0	237.8	1:44.143	156.31	0.692	17:41:31.723
153 - D2	32.617	41.728	29.841	177.3	239.4	1:44.186	156.25	0.735	17:43:15.909
154 - D2	32.884	42.665	29.824	176.7	239.4	1:45.373	154.49	1.922	17:45:01.282
155 - D2	32.491	41.575	29.694	176.7	238.4	1:43.760	156.89	0.309	17:46:45.042
156 - D2	32.624	41.738	30.756	175.8	238.9	1:45.118	154.86	1.667	17:48:30.160
157 - D2	32.697	41.932	IN PIT		238.9	3:08.893 P	86.18	1:25.442	17:51:39.053
158 - D3	OUTLAP	1:19.744	54.386	79.7	80.5	3:23.260	80.09	1:39.809	17:55:02.313
159 - D3	1:06.497	1:19.252	54.166	79.7	80.6	3:19.915	81.43	1:36.464	17:58:22.228
160 - D3	1:06.601	1:19.442	54.385	79.6	80.7	3:20.428	81.22	1:36.977	18:01:42.656
161 - D3	50.939	1:00.762	43.393	117.2	136.3	2:35.094	104.96	51.643	18:04:17.750
162 - D3	45.754	55.664	IN PIT		130.2	7:59.084 P	33.97	6:15.633	18:12:16.834
163 - D3	OUTLAP	43.803	31.137	173.3	192.5	1:56.122	140.19	12.671	18:14:12.956
164 - D3	33.509	42.420	30.312	174.4	232.2	1:46.241	153.22	2.790	18:15:59.197
165 - D3	32.797	41.762	29.845	175.3	235.2	1:44.404	155.92	0.953	18:17:43.601
166 - D3	32.565	41.664	29.590	176.1	235.8	1:43.819	156.80	0.368	18:19:27.420
167 - D3	32.468	41.404	29.579	176.4	236.8	1:43.451 (1)	157.36		18:21:10.877
168 - D3	32.576	41.493	29.645	175.8	237.3	1:43.714	156.96	0.263	18:22:54.585
169 - D3	32.526	42.243	29.997	175.6	236.3	1:44.766	155.38	1.315	18:24:39.351
170 - D3	32.484	45.000	30.515	175.6	235.8	1:47.999	150.73	4.548	18:26:27.350
171 - D3	32.487	41.877	29.779	176.1	236.3	1:44.143	156.31	0.692	18:28:11.493
172 - D3	32.653	41.776	29.735	177.0	236.3	1:44.164	156.28	0.713	18:29:55.657
173 - D3	32.430	41.510	29.636	175.8	236.8	1:43.576 (2)	157.17	0.125	18:31:39.233
174 - D3	32.472	41.620	29.676	175.3	236.8	1:43.768	156.88	0.317	18:33:23.001
175 - D3	32.478	41.630	29.649	176.4	235.8	1:43.757	156.89	0.306	18:35:06.758
176 - D3	32.438	41.657	29.807	175.3	236.8	1:43.902	156.67	0.451	18:36:50.660
177 - D3	32.616	41.791	29.986	175.6	234.7	1:44.393	155.94	0.942	18:38:35.053
178 - D3	32.634	41.683	30.084	175.6	236.8	1:44.401	155.92	0.950	18:40:19.454
179 - D3	32.948	41.817	30.106	176.1	238.4	1:44.871	155.23	1.420	18:42:04.325
180 - D3	32.606	41.779	30.110	175.6	237.8	1:44.495	155.78	1.044	18:43:48.820
181 - D3	32.518	42.742	29.781	176.1	236.8	1:45.041	154.97	1.590	18:45:33.861
182 - D3	32.523	41.610	30.031	175.8	237.3	1:44.164	156.28	0.713	18:47:18.025
183 - D3	32.820	41.773	29.950	175.6	237.3	1:44.543	155.71	1.092	18:49:02.568
184 - D3	32.493	41.538	29.656	176.7	236.3	1:43.687	157.00	0.236	18:50:46.255
185 - D3	32.892	41.533	29.699	176.7	236.3	1:44.124	156.34	0.673	18:52:30.379
186 - D3	32.402	41.799	30.043	176.7	236.3	1:44.244	156.16	0.793	18:54:14.623
187 - D3	33.257	42.879	30.134	177.6	236.3	1:46.270	153.18	2.819	18:56:00.893
188 - D3	32.652	41.691	29.773	177.3	237.8	1:44.116	156.35	0.665	18:57:45.009
189 - D3	32.505	41.714	29.742	177.0	238.4	1:43.961	156.58	0.510	18:59:28.970
190 - D3	33.080	41.789	30.030	177.6	237.8	1:44.899	155.18	1.448	19:01:13.869
191 - D3	32.695	41.970	29.980	177.0	238.4	1:44.645	155.56	1.194	19:02:58.514

Weather / Track : Showers / Wet

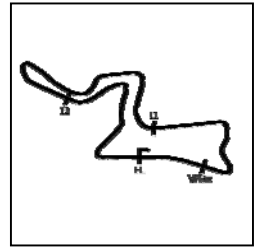
Kyalami Grand Prix Circuit

Circuit Length = 4.522 km

Start: 12:58 Flag 21:58 End: 22:03

# Kyalami 9 Hours

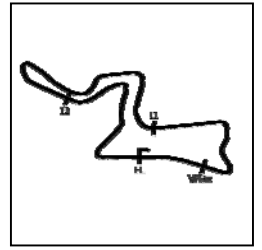
## RACE - SECTOR ANALYSIS



SECTOR 1 = FL to I1,		SECTOR 2 = I1 to I2		SECTOR 3 = I2 to I3,		SECTOR 4 = I3 to FL,		DIFF = Difference To Personal Best Lap,	P = Crossed Finish Line in Pit Lane,	D = Time Disallowed
192 - D3	32.555	41.561	29.833	177.9	238.4	1:43.949	156.60	0.498	19:04:42.463	
193 - D3	32.549	41.547	29.871	177.3	237.8	1:43.967	156.58	0.516	19:06:26.430	
194 - D3	32.583	41.643	29.916	176.1	238.9	1:44.142	156.31	0.691	19:08:10.572	
195 - D3	33.189	41.678	30.049	178.2	238.4	1:44.916	155.16	1.465	19:09:55.488	
196 - D3	32.593	41.666	31.067	176.1	238.9	1:45.326	154.56	1.875	19:11:40.814	
197 - D3	32.714	42.098	30.659	177.6	238.4	1:45.471	154.34	2.020	19:13:26.285	
198 - D3	32.789	42.205	IN PIT		238.4	3:06.064	<b>P</b> 87.49	1:22.613	19:16:32.349	
199 - D1	OUTLAP	43.884	30.522	175.3	193.5	1:55.660	140.75	12.209	19:18:28.009	
200 - D1	33.152	42.208	29.962	175.0	234.7	1:45.322	154.56	1.871	19:20:13.331	
201 - D1	32.794	42.058	30.478	172.8	235.2	1:45.330	154.55	1.879	19:21:58.661	
202 - D1	34.047	43.074	31.022	175.0	218.1	1:48.143	150.53	4.692	19:23:46.804	
203 - D1	32.895	42.012	29.704	175.6	235.8	1:44.611	155.61	1.160	19:25:31.415	
204 - D1	32.519	41.781	29.803	176.4	236.8	1:44.103	156.37	0.652	19:27:15.518	
205 - D1	32.792	41.973	29.648	175.0	237.8	1:44.413	155.91	0.962	19:28:59.931	
206 - D1	32.632	41.819	29.732	175.8	236.3	1:44.183	156.25	0.732	19:30:44.114	

# Kyalami 9 Hours

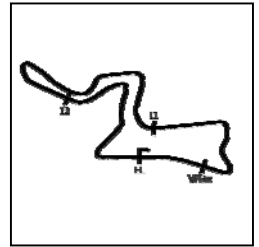
## RACE - SECTOR ANALYSIS



SECTOR 1 = FL to I1, SECTOR 2 = I1 to I2 SECTOR 3 = I2 to I3, SECTOR 4 = I3 to FL, DIFF = Difference To Personal Best Lap, P = Crossed Finish Line in Pit Lane, D = Time Disallowed

# Kyalami 9 Hours

## RACE - SECTOR ANALYSIS



SECTOR 1 = FL to I1, SECTOR 2 = I1 to I2 SECTOR 3 = I2 to I3, SECTOR 4 = I3 to FL, DIFF = Difference To Personal Best Lap, P = Crossed Finish Line in Pit Lane, D = Time Disallowed

P23 188 ProAm Garage 59				Aston Martin Vantage AMR GT3					
IDEAL LAP TIME : 1:44.012		BEST LAP TIME : 1:44.113		DIFFERENCE : 0.101					
D1: Alex WEST		D2: Chris GOODWIN		D3: Côme LEDOGAR					
LAP	SECTOR 1	SECTOR 2	SECTOR 3	SPEED TRAP	LAP TIME	KPH	DIFF	TIME OF DAY	
1 - D2		44.155	31.536	169.8	219.9	1:59.758	135.93	15.645	13:00:43.097
2 - D2	34.879	43.193	33.985	96.0	233.2	1:52.057	145.27	7.944	13:02:35.154
3 - D2	43.406	52.546	IN PIT		171.9	2:27:16.944	P 1.84	2:25:32.831	15:29:52.098
4 - D2	OUTLAP	46.911	32.909	169.0	187.8	2:03.466	131.85	19.353	15:31:55.564
5 - D2	34.335	44.107	32.476	156.5	230.7	1:50.918	146.76	6.805	15:33:46.482
6 - D2	34.999	43.551	43.629	80.2	221.7	2:02.179	133.24	18.066	15:35:48.661
7 - D2	1:06.515	1:19.456	54.691	79.9	79.4	3:20.662	81.12	1:36.549	15:39:09.323
8 - D2	1:06.818	1:19.521	54.423	79.9	80.7	3:20.762	81.08	1:36.649	15:42:30.085
9 - D2	59.761	46.524	32.611	168.2	80.7	2:18.896	117.20	34.783	15:44:48.981
10 - D2	34.723	44.676	34.081	167.9	227.8	1:53.480	143.45	9.367	15:46:42.461
11 - D2	45.285	53.910	38.207	169.2	154.5	2:17.402	118.47	33.289	15:48:59.863
12 - D2	45.699	57.990	39.521	168.4	148.7	2:23.210	113.67	39.097	15:51:23.073
13 - D2	35.550	45.271	IN PIT		195.2	2:05.666	P 129.54	21.553	15:53:28.739
14 - D2	OUTLAP	43.497	30.964	170.8	203.3	1:54.504	142.17	10.391	15:55:23.243
15 - D2	33.789	42.709	30.684	170.8	233.2	1:47.182	151.88	3.069	15:57:10.425
16 - D2	33.169	42.176	30.416	171.1	232.7	1:45.761	153.92	1.648	15:58:56.186
17 - D2	33.324	42.230	31.252	169.2	232.7	1:46.806	152.41	2.693	16:00:42.992
18 - D2	33.508	42.570	31.052	170.3	231.7	1:47.130	151.95	3.017	16:02:30.122
19 - D2	33.585	43.544	31.158	171.7	232.2	1:48.287	150.33	4.174	16:04:18.409
20 - D2	47.174	1:18.979	54.032	80.2	232.2	3:00.185	90.34	1:16.072	16:07:18.594
21 - D2	1:06.551	1:19.300	54.325	80.0	80.8	3:20.176	81.32	1:36.063	16:10:38.770
22 - D2	1:06.722	1:06.852	31.845	169.2	80.5	2:45.419	98.41	1:01.306	16:13:24.189
23 - D2	33.973	43.359	31.357	170.8	229.7	1:48.689	149.77	4.576	16:15:12.878
24 - D2	34.097	45.618	37.174	150.2	231.2	1:56.889	139.27	12.776	16:17:09.767
25 - D2	49.433	59.124	41.920	144.5	118.8	2:30.477	108.18	46.364	16:19:40.244
26 - D2	44.111	51.895	38.840	165.8	156.5	2:14.846	120.72	30.733	16:21:55.090
27 - D2	46.204	48.873	37.616	159.7	99.0	2:12.693	122.68	28.580	16:24:07.783
28 - D2	47.716	47.930	IN PIT		135.1	3:33.270	P 76.33	1:49.157	16:27:41.053
29 - D1	OUTLAP	45.022	31.209	170.0	193.8	1:59.259	136.50	15.146	16:29:40.312
30 - D1	33.669	43.081	30.896	169.8	230.7	1:47.646	151.22	3.533	16:31:27.958
31 - D1	33.631	43.122	30.637	170.0	230.2	1:47.390	151.58	3.277	16:33:15.348
32 - D1	33.448	42.699	30.561	170.0	230.7	1:46.708	152.55	2.595	16:35:02.056
33 - D1	33.320	42.558	30.611	170.8	230.2	1:46.489	152.87	2.376	16:36:48.545
34 - D1	33.270	42.052	30.410	170.8	231.7	1:45.732	153.96	1.619	16:38:34.277
35 - D1	33.202	42.420	31.205	170.6	231.7	1:46.827	152.38	2.714	16:40:21.104
36 - D1	33.727	42.518	30.563	171.4	230.7	1:46.808	152.41	2.695	16:42:07.912
37 - D1	33.562	42.488	30.704	171.1	231.2	1:46.754	152.49	2.641	16:43:54.666
38 - D1	33.449	43.298	31.174	140.2	231.7	1:47.921	150.84	3.808	16:45:42.587
39 - D1	36.743	45.207	31.454	158.5	204.5	1:53.404	143.55	9.291	16:47:35.991
40 - D1	34.204	45.055	32.818	170.0	228.3	1:52.077	145.25	7.964	16:49:28.068
41 - D1	33.485	42.921	30.799	170.8	231.7	1:47.205	151.85	3.092	16:51:15.273
42 - D1	33.362	42.741	30.609	170.3	231.7	1:46.712	152.55	2.599	16:53:01.985
43 - D1	33.407	46.115	31.292	158.3	230.7	1:50.814	146.90	6.701	16:54:52.799
44 - D1	35.765	43.448	30.770	170.8	206.5	1:49.983	148.01	5.870	16:56:42.782
45 - D1	33.563	42.500	30.463	169.5	231.2	1:46.526	152.81	2.413	16:58:29.308
46 - D1	33.560	43.298	31.317	170.3	230.7	1:48.175	150.48	4.062	17:00:17.483
47 - D1	33.503	43.168	30.673	170.6	231.7	1:47.344	151.65	3.231	17:02:04.827
48 - D1	33.491	42.479	30.574	170.8	231.2	1:46.544	152.79	2.431	17:03:51.371
49 - D1	33.641	43.442	30.714	170.0	231.2	1:47.797	151.01	3.684	17:05:39.168
50 - D1	33.606	43.235	30.713	170.0	230.2	1:47.554	151.35	3.441	17:07:26.722
51 - D1	34.678	42.948	30.828	170.6	207.6	1:48.454	150.10	4.341	17:09:15.176
52 - D1	33.506	43.292	30.754	171.7	231.2	1:47.552	151.36	3.439	17:11:02.728
53 - D1	33.523	43.257	30.999	171.1	232.2	1:47.779	151.04	3.666	17:12:50.507
54 - D1	34.185	43.348	30.559	171.9	231.7	1:48.092	150.60	3.979	17:14:38.599
55 - D1	33.625	43.244	30.847	171.1	232.2	1:47.716	151.13	3.603	17:16:26.315
56 - D1	33.526	43.142	30.624	171.9	232.2	1:47.292	151.72	3.179	17:18:13.607
57 - D1	33.351	42.686	30.670	171.7	232.7	1:46.707	152.55	2.594	17:20:00.314
58 - D1	33.473	42.588	30.458	171.9	231.7	1:46.519	152.82	2.406	17:21:46.833
59 - D1	33.483	42.754	30.506	171.9	232.2	1:46.743	152.50	2.630	17:23:33.576
60 - D1	33.421	43.934	31.039	170.8	232.7	1:48.394	150.18	4.281	17:25:21.970
61 - D1	33.719	43.239	30.885	161.4	232.2	1:47.843	150.95	3.730	17:27:09.813

Weather / Track : Showers / Wet

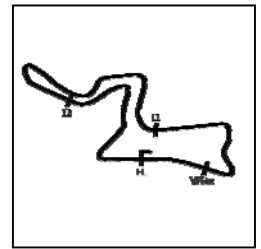
Kyalami Grand Prix Circuit

Circuit Length = 4.522 km

Start: 12:58 Flag 21:58 End: 22:03

# Kyalami 9 Hours

## RACE - SECTOR ANALYSIS



SECTOR 1 = FL to I1, SECTOR 2 = I1 to I2 SECTOR 3 = I2 to I3, SECTOR 4 = I3 to FL, DIFF = Difference To Personal Best Lap, P = Crossed Finish Line in Pit Lane, D = Time Disallowed

62 - D1	34.187	46.637	32.004	171.4	228.8	1:52.828	144.28	8.715	17:29:02.641
63 - D1	34.400	43.920	IN PIT		233.2	3:11.405	P 85.05	1:27.292	17:32:14.046
64 - D1	OUTLAP	44.793	32.111	171.1	191.4	2:01.316	134.18	17.203	17:34:15.362
65 - D1	33.975	43.340	30.805	170.3	230.2	1:48.120	150.56	4.007	17:36:03.482
66 - D1	33.395	43.022	30.677	170.3	229.2	1:47.094	152.00	2.981	17:37:50.576
67 - D1	33.478	42.766	30.735	170.6	229.7	1:46.979	152.17	2.866	17:39:37.555
68 - D1	33.431	42.961	30.714	169.8	230.7	1:47.106	151.99	2.993	17:41:24.661
69 - D1	33.657	42.891	33.280	168.4	230.2	1:49.828	148.22	5.715	17:43:14.489
70 - D1	35.688	43.530	32.695	169.5	183.9	1:51.913	145.46	7.800	17:45:06.402
71 - D1	33.734	43.501	31.397	157.6	231.2	1:48.632	149.85	4.519	17:46:55.034
72 - D1	35.272	44.371	31.130	170.0	227.8	1:50.773	146.95	6.660	17:48:45.807
73 - D1	33.911	43.326	30.698	171.1	231.7	1:47.935	150.82	3.822	17:50:33.742
74 - D1	42.716	1:19.031	54.030	80.1	231.7	2:55.777	92.61	1:11.664	17:53:29.519
75 - D1	1:06.602	1:19.154	54.171	80.0	80.8	3:19.927	81.42	1:35.814	17:56:49.446
76 - D1	1:06.834	1:19.394	54.312	79.7	80.5	3:20.540	81.17	1:36.427	18:00:09.986
77 - D1	1:06.951	1:03.131	IN PIT		80.4	4:03.728	P 66.79	2:19.615	18:04:13.714
78 - D3	OUTLAP	42.949	31.068	170.3	200.3	1:54.609	142.04	10.496	18:06:08.323
79 - D3	33.282	41.889	30.206	171.4	229.7	1:45.377	154.48	1.264	18:07:53.700
80 - D3	32.990	41.629	30.236	171.7	231.7	1:44.855	155.25	0.742	18:09:38.555
81 - D3	33.103	41.387	29.958	171.4	231.7	1:44.448	155.85	0.335	18:11:23.003
82 - D3	32.837	41.460	29.972	171.7	233.2	1:44.209	(2) 156.21	0.096	18:13:07.212
83 - D3	32.739	41.380	29.994	172.2	233.2	1:44.113	(1) 156.36		18:14:51.325
84 - D3	32.721	41.633	30.191	171.9	232.2	1:44.545	155.71	0.432	18:16:35.870
85 - D3	32.893	41.939	30.071	171.9	232.2	1:44.903	155.18	0.790	18:18:20.773
86 - D3	33.055	43.456	30.655	171.1	232.2	1:47.166	151.90	3.053	18:20:07.939
87 - D3	33.164	41.878	30.042	171.4	231.2	1:45.084	154.91	0.971	18:21:53.023
88 - D3	32.777	41.874	30.183	171.7	232.2	1:44.834	155.28	0.721	18:23:37.857
89 - D3	33.051	41.931	30.376	171.1	232.7	1:45.358	154.51	1.245	18:25:23.215
90 - D3	33.040	41.854	30.237	171.7	230.7	1:45.131	154.84	1.018	18:27:08.346
91 - D3	33.011	41.823	30.152	172.2	231.2	1:44.986	155.06	0.873	18:28:53.332
92 - D3	32.938	42.125	30.072	171.9	231.7	1:45.135	154.84	1.022	18:30:38.467
93 - D3	32.819	41.755	30.168	172.2	231.7	1:44.742	155.42	0.629	18:32:23.209
94 - D3	32.766	41.773	30.096	171.7	232.2	1:44.635	155.58	0.522	18:34:07.844
95 - D3	32.720	41.572	30.078	171.9	232.2	1:44.370	(3) 155.97	0.257	18:35:52.214
96 - D3	32.844	42.001	31.938	173.3	233.7	1:46.783	152.45	2.670	18:37:38.997
97 - D3	33.277	42.060	31.621	170.6	233.7	1:46.958	152.20	2.845	18:39:25.955
98 - D3	33.170	42.304	31.528	173.0	232.7	1:47.002	152.13	2.889	18:41:12.957
99 - D3	34.946	42.979	30.521	172.8	233.2	1:48.446	150.11	4.333	18:43:01.403
100 - D3	33.115	42.749	30.991	173.0	233.7	1:46.855	152.34	2.742	18:44:48.258
101 - D3	34.643	42.366	30.368	172.8	232.7	1:47.377	151.60	3.264	18:46:35.635
102 - D3	32.846	41.812	30.412	171.7	233.2	1:45.070	154.93	0.957	18:48:20.705
103 - D3	32.896	42.106	30.284	172.2	234.7	1:45.286	154.61	1.173	18:50:05.991
104 - D3	33.117	42.212	30.388	172.8	231.7	1:45.717	153.98	1.604	18:51:51.708
105 - D3	33.146	42.028	30.094	173.0	232.2	1:45.268	154.64	1.155	18:53:36.976
106 - D3	33.047	42.309	30.309	173.6	232.7	1:45.665	154.06	1.552	18:55:22.641
107 - D3	33.152	41.891	30.500	172.8	233.2	1:45.543	154.24	1.430	18:57:08.184
108 - D3	33.265	42.028	30.133	172.2	233.2	1:45.426	154.41	1.313	18:58:53.610
109 - D3	33.228	42.073	30.400	173.6	233.2	1:45.701	154.01	1.588	19:00:39.311
110 - D3	33.171	42.192	30.636	172.2	234.7	1:45.999	153.57	1.886	19:02:25.310
111 - D3	33.852	42.384	30.391	170.3	233.7	1:46.627	152.67	2.514	19:04:11.937
112 - D3	33.287	42.477	IN PIT		235.2	3:58.020	P 68.39	2:13.907	19:08:09.957
113 - D3	OUTLAP	42.480	30.604	172.2	203.0	1:52.341	144.90	8.228	19:10:02.298
114 - D3	33.619	42.453	30.560	171.9	232.7	1:46.632	152.66	2.519	19:11:48.930
115 - D3	33.205	42.488	30.341	173.0	232.7	1:46.034	153.52	1.921	19:13:34.964
116 - D3	33.387	42.031	30.282	172.2	233.2	1:45.700	154.01	1.587	19:15:20.664
117 - D3	34.222	42.524	30.320	173.0	233.2	1:47.066	152.04	2.953	19:17:07.730
118 - D3	33.093	42.026	30.414	173.0	234.7	1:45.533	154.25	1.420	19:18:53.263
119 - D3	33.400	42.068	30.347	168.7	234.7	1:45.815	153.84	1.702	19:20:39.078
120 - D3	33.385	42.086	30.390	173.0	232.2	1:45.861	153.77	1.748	19:22:24.939
121 - D3	33.317	42.307	30.935	173.0	233.2	1:46.559	152.77	2.446	19:24:11.498
122 - D3	34.069	42.901	30.385	173.0	233.7	1:47.355	151.63	3.242	19:25:58.853
123 - D3	33.363	42.294	30.357	173.3	233.2	1:46.014	153.55	1.901	19:27:44.867
124 - D3	33.409	42.087	30.901	173.3	233.2	1:46.397	153.00	2.284	19:29:31.264
125 - D3	33.460	42.322	30.149	173.0	233.7	1:45.931	153.67	1.818	19:31:17.195
126 - D3	33.324	42.176	30.180	173.6	233.7	1:45.680	154.04	1.567	19:33:02.875

Weather / Track : Showers / Wet

Kyalami Grand Prix Circuit

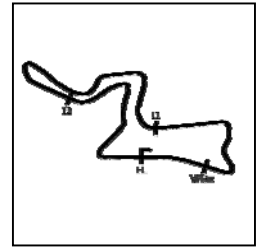
Circuit Length = 4.522 km

Start: 12:58 Flag 21:58 End: 22:03



# Kyalami 9 Hours

## RACE - SECTOR ANALYSIS

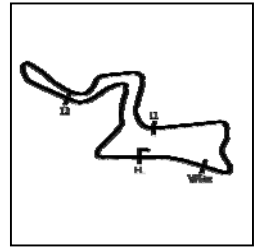


SECTOR 1 = FL to I1, SECTOR 2 = I1 to I2 SECTOR 3 = I2 to I3, SECTOR 4 = I3 to FL, DIFF = Difference To Personal Best Lap, P = Crossed Finish Line in Pit Lane, D = Time Disallowed

127 - D3	48.459	1:18.490	53.919	80.2	233.7	3:00.868	90.00	1:16.755	19:36:03.743	
128 - D3	1:06.499	1:18.539	54.191	80.3	80.8	3:19.229	81.71	1:35.116	19:39:22.972	
129 - D3	1:06.780	1:20.288	IN PIT		80.5	4:44.458	<b>P</b>	57.22	3:00.345	19:44:07.430
130 - D3	OUTLAP	1:19.927	55.651	79.6	79.9	3:24.349	79.66	1:40.236	19:47:31.779	

# Kyalami 9 Hours

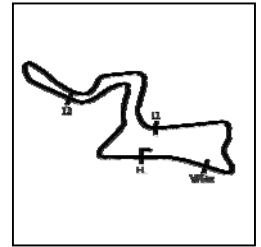
## RACE - SECTOR ANALYSIS



SECTOR 1 = FL to I1, SECTOR 2 = I1 to I2 SECTOR 3 = I2 to I3, SECTOR 4 = I3 to FL, DIFF = Difference To Personal Best Lap, P = Crossed Finish Line in Pit Lane, D = Time Disallowed

# Kyalami 9 Hours

## RACE - SECTOR ANALYSIS



SECTOR 1 = FL to I1, SECTOR 2 = I1 to I2 SECTOR 3 = I2 to I3, SECTOR 4 = I3 to FL, DIFF = Difference To Personal Best Lap, P = Crossed Finish Line in Pit Lane, D = Time Disallowed

P24 44 Pro		Mercedes-AMG Team Strakka Racing				Mercedes-AMG GT3			
IDEAL LAP TIME : 1:43.369		BEST LAP TIME : 1:43.487				DIFFERENCE : 0.118			
D1: Gary PAFFETT		D2: Lewis WILLIAMSON		D3: Tristan VAUTIER					
LAP	SECTOR 1	SECTOR 2	SECTOR 3	SPEED TRAP	LAP TIME	KPH	DIFF	TIME OF DAY	
1 - D1		43.193	32.168	170.0	231.7	1:58.392	137.50	14.905	13:00:41.731
2 - D1	33.339	42.086	30.383	170.8	230.7	1:45.808	153.85	2.321	13:02:27.539
3 - D1	33.270	42.595	30.216	171.7	231.7	1:46.081	153.46	2.594	13:04:13.620
4 - D1	33.322	42.476	30.223	171.4	231.2	1:46.021	153.54	2.534	13:05:59.641
5 - D1	33.151	42.202	30.224	171.1	232.2	1:45.577	154.19	2.090	13:07:45.218
6 - D1	33.030	42.167	30.291	171.4	232.7	1:45.488	154.32	2.001	13:09:30.706
7 - D1	33.064	42.546	30.306	171.4	232.7	1:45.916	153.69	2.429	13:11:16.622
8 - D1	33.160	42.749	31.016	170.8	233.2	1:46.925	152.24	3.438	13:13:03.547
9 - D1	33.226	42.378	30.220	171.1	232.7	1:45.824	153.83	2.337	13:14:49.371
10 - D1	33.189	42.131	30.146	171.7	233.2	1:45.466	154.35	1.979	13:16:34.837
11 - D1	33.034	41.845	30.076	171.9	232.2	1:44.955	155.10	1.468	13:18:19.792
12 - D1	32.963	41.989	30.063	172.2	232.2	1:45.015	155.01	1.528	13:20:04.807
13 - D1	32.922	42.075	29.933	172.8	233.2	1:44.930	155.14	1.443	13:21:49.737
14 - D1	32.923	41.678	30.247	172.5	233.2	1:44.848	155.26	1.361	13:23:34.585
15 - D1	33.057	42.583	30.015	172.2	232.7	1:45.655	154.07	2.168	13:25:20.240
16 - D1	32.918	42.192	29.960	172.2	232.2	1:45.070	154.93	1.583	13:27:05.310
17 - D1	33.110	41.780	30.056	172.5	231.7	1:44.946	155.11	1.459	13:28:50.256
18 - D1	33.040	42.036	30.170	171.9	231.7	1:45.246	154.67	1.759	13:30:35.502
19 - D1	32.971	42.015	30.136	171.9	232.2	1:45.122	154.86	1.635	13:32:20.624
20 - D1	33.131	41.717	30.139	172.2	232.2	1:44.987	155.05	1.500	13:34:05.611
21 - D1	32.999	41.868	29.971	172.5	231.2	1:44.838	155.27	1.351	13:35:50.449
22 - D1	33.029	42.026	30.047	172.8	231.7	1:45.102	154.88	1.615	13:37:35.551
23 - D1	33.083	41.648	29.911	173.0	231.7	1:44.642	155.57	1.155	13:39:20.193
24 - D1	32.979	41.695	29.991	171.9	231.7	1:44.665	155.53	1.178	13:41:04.858
25 - D1	32.902	41.635	30.002	171.9	232.7	1:44.539	155.72	1.052	13:42:49.397
26 - D1	33.268	41.693	29.977	172.8	228.8	1:44.938	155.13	1.451	13:44:34.335
27 - D1	32.991	41.869	30.078	172.5	233.2	1:44.938	155.13	1.451	13:46:19.273
28 - D1	33.145	41.639	IN PIT		232.7	2:23.169	<b>P</b> 113.70	39.682	13:48:42.442
29 - D1	OUTLAP	41.376	29.930	171.4	203.3	1:49.454	148.73	5.967	13:50:31.896
30 - D1	33.022	41.583	29.982	171.4	230.2	1:44.587	155.65	1.100	13:52:16.483
31 - D1	33.075	41.563	29.938	170.8	230.7	1:44.576	155.66	1.089	13:54:01.059
32 - D1	32.935	41.610	30.025	172.5	231.2	1:44.570	155.67	1.083	13:55:45.629
33 - D1	32.880	41.581	29.831	172.5	232.2	1:44.292	156.09	0.805	13:57:29.921
34 - D1	32.862	41.527	29.827	171.4	231.2	1:44.216	156.20	0.729	13:59:14.137
35 - D1	32.906	41.727	29.927	171.7	230.7	1:44.560	155.69	1.073	14:00:58.697
36 - D1	32.941	41.764	29.893	171.7	231.2	1:44.598	155.63	1.111	14:02:43.295
37 - D1	32.919	42.190	29.804	172.5	231.7	1:44.913	155.16	1.426	14:04:28.208
38 - D1	33.314	41.855	29.883	172.8	231.7	1:45.052	154.96	1.565	14:06:13.260
39 - D1	32.968	41.929	30.211	172.2	230.7	1:45.108	154.88	1.621	14:07:58.368
40 - D1	33.069	41.680	29.963	171.7	230.7	1:44.712	155.46	1.225	14:09:43.080
41 - D1	32.860	41.466	29.841	172.2	229.7	1:44.167	156.27	0.680	14:11:27.247
42 - D1	33.101	41.545	29.966	171.9	229.7	1:44.612	155.61	1.125	14:13:11.859
43 - D1	32.846	41.367	30.064	172.2	230.7	1:44.277	156.11	0.790	14:14:56.136
44 - D1	32.830	41.477	29.754	173.3	231.2	1:44.061	156.43	0.574	14:16:40.197
45 - D1	32.762	41.486	29.915	172.5	231.2	1:44.163	156.28	0.676	14:18:24.360
46 - D1	33.490	41.849	29.888	173.0	233.7	1:45.227	154.70	1.740	14:20:09.587
47 - D1	33.117	41.485	29.858	173.3	233.7	1:44.460	155.84	0.973	14:21:54.047
48 - D1	32.669	41.463	29.727	173.6	233.2	1:43.859	156.74	0.372	14:23:37.906
49 - D1	32.724	41.258	29.859	172.8	231.7	1:43.841	156.77	0.354	14:25:21.747
50 - D1	32.978	41.381	29.770	172.8	231.2	1:44.129	156.33	0.642	14:27:05.876
51 - D1	32.750	41.362	29.799	173.3	232.2	1:43.911	156.66	0.424	14:28:49.787
52 - D1	32.969	41.670	29.999	173.0	232.7	1:44.638	155.57	1.151	14:30:34.425
53 - D1	32.780	41.814	30.094	173.6	232.7	1:44.688	155.50	1.201	14:32:19.113
54 - D1	33.644	41.638	30.111	172.2	231.7	1:45.393	154.46	1.906	14:34:04.506
55 - D1	32.755	41.325	29.757	172.8	231.2	1:43.837	156.77	0.350	14:35:48.343
<b>56 - D1</b>	<b>32.608</b>	<b>41.197</b>	<b>29.682</b>	<b>172.8</b>	<b>232.7</b>	<b>1:43.487 (1)</b>	<b>157.30</b>		<b>14:37:31.830</b>
57 - D1	32.719	41.292	29.646	172.5	231.7	1:43.657 (3)	157.04	0.170	14:39:15.487
58 - D1	32.731	41.544	29.709	173.3	231.2	1:43.984	156.55	0.497	14:40:59.471
59 - D1	32.658	41.389	30.024	173.6	232.2	1:44.071	156.42	0.584	14:42:43.542
60 - D1	32.595	41.380	29.791	173.3	232.7	1:43.766	156.88	0.279	14:44:27.308
61 - D1	32.717	41.569	29.743	<b>174.1</b>	233.2	1:44.029	156.48	0.542	14:46:11.337

Weather / Track : Showers / Wet

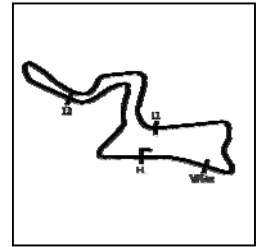
Kyalami Grand Prix Circuit

Circuit Length = 4.522 km

Start: 12:58 Flag 21:58 End: 22:03

# Kyalami 9 Hours

## RACE - SECTOR ANALYSIS



SECTOR 1 = FL to I1, SECTOR 2 = I1 to I2 SECTOR 3 = I2 to I3, SECTOR 4 = I3 to FL, DIFF = Difference To Personal Best Lap, P = Crossed Finish Line in Pit Lane, D = Time Disallowed

62 - D1	32.665	41.653	29.837	173.6	232.7	1:44.155	156.29	0.668	14:47:55.492
63 - D1	32.753	41.244	29.714	<b>174.1</b>	233.2	1:43.711	156.96	0.224	14:49:39.203
64 - D1	32.657	41.374	29.630	173.6	233.2	1:43.661	157.04	0.174	14:51:22.864
65 - D1	32.695	41.379	IN PIT		232.7	3:04.103	<b>P</b> 88.42	1:20.616	14:54:26.967
66 - D3	OUTLAP	42.587	30.267	171.4	201.4	1:51.911	145.46	8.424	14:56:18.878
67 - D3	33.221	42.091	30.185	171.7	231.2	1:45.497	154.30	2.010	14:58:04.375
68 - D3	33.015	41.806	29.994	171.7	230.2	1:44.815	155.31	1.328	14:59:49.190
69 - D3	32.917	41.396	29.810	171.7	230.7	1:44.123	156.34	0.636	15:01:33.313
70 - D3	33.282	41.622	30.031	171.9	230.7	1:44.935	155.13	1.448	15:03:18.248
71 - D3	32.704	41.557	29.813	172.2	231.2	1:44.074	156.41	0.587	15:05:02.322
72 - D3	32.824	41.464	29.693	172.2	230.7	1:43.981	156.55	0.494	15:06:46.303
73 - D3	32.854	41.682	29.684	172.8	230.7	1:44.220	156.20	0.733	15:08:30.523
74 - D3	32.738	41.381	29.710	172.2	230.7	1:43.829	156.78	0.342	15:10:14.352
75 - D3	32.749	41.726	29.793	172.8	230.7	1:44.268	156.12	0.781	15:11:58.620
76 - D3	32.765	41.287	29.777	173.0	231.7	1:43.829	156.78	0.342	15:13:42.449
77 - D3	32.761	41.546	29.841	173.3	232.7	1:44.148	156.30	0.661	15:15:26.597
78 - D3	32.745	41.546	29.692	173.9	232.2	1:43.983	156.55	0.496	15:17:10.580
79 - D3	32.710	41.317	30.004	173.3	233.7	1:44.031	156.48	0.544	15:18:54.611
80 - D3	32.691	42.837	29.844	172.2	232.7	1:45.372	154.49	1.885	15:20:39.983
81 - D3	32.723	42.092	29.664	173.0	231.7	1:44.479	155.81	0.992	15:22:24.462
82 - D3	32.751	41.438	30.395	171.9	232.2	1:44.584	155.65	1.097	15:24:09.046
83 - D3	32.693	41.347	29.631	173.0	231.2	1:43.671	157.02	0.184	15:25:52.717
84 - D3	32.637	41.298	<b>29.605</b>	173.9	231.7	1:43.540	<b>(2)</b> 157.22	0.053	15:27:36.257
85 - D3	<b>32.567</b>	41.389	29.709	173.6	233.2	1:43.665	157.03	0.178	15:29:19.922
86 - D3	32.646	41.599	29.829	<b>174.1</b>	233.7	1:44.074	156.41	0.587	15:31:03.996
87 - D3	33.025	41.637	29.927	173.9	<b>236.3</b>	1:44.589	155.64	1.102	15:32:48.585
88 - D3	32.705	41.638	29.908	173.9	234.7	1:44.251	156.15	0.764	15:34:32.836
89 - D3	32.864	1:07.082	IN PIT		234.2	3:06.221	<b>P</b> 87.41	1:22.734	15:37:39.057
90 - D3	OUTLAP	1:19.549	54.514	79.2	80.2	3:22.823	80.26	1:39.336	15:41:01.880
91 - D3	1:06.954	1:13.946	32.423	162.6	80.1	2:53.323	93.92	1:09.836	15:43:55.203
92 - D3	34.799	1:17.158	40.257	143.8	222.6	2:32.214	106.94	48.727	15:46:27.417
93 - D3	42.780	55.999	40.191	143.6	171.1	2:18.970	117.14	35.483	15:48:46.387
94 - D3	43.805	1:02.196	38.533	171.9	179.4	2:24.534	112.63	41.047	15:51:10.921
95 - D3	35.094	42.518	30.046	172.8	232.7	1:47.658	151.21	4.171	15:52:58.579
96 - D3	33.062	42.092	29.999	173.0	233.7	1:45.153	154.81	1.666	15:54:43.732
97 - D3	32.907	42.010	29.923	172.8	233.7	1:44.840	155.27	1.353	15:56:28.572
98 - D3	32.828	42.109	30.069	172.8	232.7	1:45.006	155.03	1.519	15:58:13.578

Weather / Track : Showers / Wet

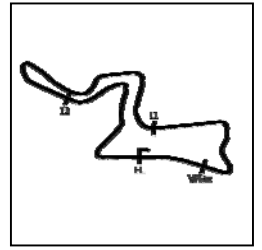
Kyalami Grand Prix Circuit

Circuit Length = 4.522 km

Start: 12:58 Flag 21:58 End: 22:03

# Kyalami 9 Hours

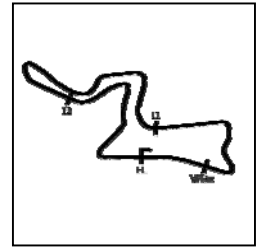
## RACE - SECTOR ANALYSIS



SECTOR 1 = FL to I1, SECTOR 2 = I1 to I2 SECTOR 3 = I2 to I3, SECTOR 4 = I3 to FL, DIFF = Difference To Personal Best Lap, P = Crossed Finish Line in Pit Lane, D = Time Disallowed

# Kyalami 9 Hours

## RACE - SECTOR ANALYSIS



SECTOR 1 = FL to I1, SECTOR 2 = I1 to I2 SECTOR 3 = I2 to I3, SECTOR 4 = I3 to FL, DIFF = Difference To Personal Best Lap, P = Crossed Finish Line in Pit Lane, D = Time Disallowed

P25 09 Am		Team Perfect Circle			Porsche 997 GT3 R				
IDEAL LAP TIME : 1:48.755		BEST LAP TIME : 1:49.368			DIFFERENCE : 0.613				
D1: Franco SCRIBANTE		D2: Silvio SCRIBANTE		D3: Andre BEZUIDENHOUT					
LAP	SECTOR 1	SECTOR 2	SECTOR 3	SPEED TRAP	LAP TIME	KPH	DIFF	TIME OF DAY	
1 - D1		44.986	31.730	172.2	221.7	2:02.744	132.62	13.376	13:00:46.083
2 - D1	34.708	44.058	32.053	171.1	234.2	1:50.819	146.89	1.451	13:02:36.902
3 - D1	34.392	44.387	31.900	171.4	233.2	1:50.679	147.08	1.311	13:04:27.581
4 - D1	34.701	44.866	31.735	172.8	231.7	1:51.302	146.26	1.934	13:06:18.883
5 - D1	34.987	44.025	31.839	170.6	232.7	1:50.851	146.85	1.483	13:08:09.734
6 - D1	34.502	44.008	<b>31.406</b>	170.8	232.2	1:49.916	148.10	0.548	13:09:59.650
7 - D1	34.194	43.798	31.554	172.5	233.2	1:49.546 <b>(2)</b>	148.60	0.178	13:11:49.196
8 - D1	34.256	43.940	31.629	171.4	233.2	1:49.825	148.22	0.457	13:13:39.021
9 - D1	34.477	44.206	31.702	171.4	234.2	1:50.385	147.47	1.017	13:15:29.406
10 - D1	34.234	43.675	31.734	170.8	233.2	1:49.643	148.47	0.275	13:17:19.049
11 - D1	34.338	44.166	31.674	173.0	229.2	1:50.178	147.75	0.810	13:19:09.227
12 - D1	34.308	43.969	31.646	173.0	233.7	1:49.923	148.09	0.555	13:20:59.150
13 - D1	33.918	43.746	31.940	170.3	<b>235.2</b>	1:49.604 <b>(3)</b>	148.52	0.236	13:22:48.754
14 - D1	34.544	43.860	31.672	172.8	233.2	1:50.076	147.89	0.708	13:24:38.830
<b>15 - D1</b>	<b>34.037</b>	<b>43.618</b>	31.713	172.2	<b>234.7</b>	<b>1:49.368 (1)</b>	<b>148.84</b>		<b>13:26:28.198</b>
16 - D1	34.351	44.298	31.808	171.1	232.2	1:50.457	147.38	1.089	13:28:18.655
17 - D1	34.669	43.935	37.298	170.3	232.2	1:55.902	140.45	6.534	13:30:14.557
18 - D1	38.586	45.655	32.030	169.0	232.7	1:56.271	140.01	6.903	13:32:10.828
19 - D1	34.845	46.528	32.201	170.8	232.2	1:53.574	143.33	4.206	13:34:04.402
20 - D1	39.139	47.696	32.153	171.1	187.1	1:58.988	136.81	9.620	13:36:03.390
21 - D1	34.537	44.507	32.139	170.6	228.3	1:51.183	146.41	1.815	13:37:54.573
22 - D1	34.538	44.381	31.648	173.0	232.7	1:50.567	147.23	1.199	13:39:45.140
23 - D1	34.705	45.268	31.831	172.5	227.3	1:51.804	145.60	2.436	13:41:36.944
24 - D1	34.848	45.092	32.205	170.3	234.7	1:52.145	145.16	2.777	13:43:29.089
25 - D1	34.889	44.121	31.866	172.5	228.8	1:50.876	146.82	1.508	13:45:19.965
26 - D1	34.340	44.223	31.933	173.3	233.7	1:50.496	147.32	1.128	13:47:10.461
27 - D1	34.420	43.865	31.806	170.8	234.7	1:50.091	147.87	0.723	13:49:00.552
28 - D1	34.494	44.042	31.662	172.5	234.2	1:50.198	147.72	0.830	13:50:50.750
29 - D1	34.560	44.026	31.442	172.5	232.2	1:50.028	147.95	0.660	13:52:40.778
30 - D1	34.260	45.994	31.722	171.4	234.7	1:51.976	145.38	2.608	13:54:32.754
31 - D1	35.607	45.529	32.230	159.5	<b>235.2</b>	1:53.366	143.59	3.998	13:56:26.120
32 - D1	35.444	44.119	IN PIT		217.3	4:06.639 <b>P</b>	66.00	2:17.271	14:00:32.759
33 - D2	OUTLAP	48.071	34.873	168.4	176.7	2:06.947	128.23	17.579	14:02:39.706
34 - D2	35.766	47.037	33.474	169.2	219.5	1:56.277	140.00	6.909	14:04:35.983
35 - D2	35.358	45.608	32.607	171.1	223.1	1:53.573	143.33	4.205	14:06:29.556
36 - D2	36.043	46.137	32.564	170.6	220.8	1:54.744	141.87	5.376	14:08:24.300
37 - D2	35.468	46.107	36.997	165.3	224.5	1:58.572	137.29	9.204	14:10:22.872
38 - D2	37.511	49.906	IN PIT		202.6	10:26.999 <b>P</b>	25.96	8:37.631	14:20:49.871
39 - D2	OUTLAP	48.064	33.213	170.3	180.9	2:07.381	127.79	18.013	14:22:57.252
40 - D2	35.209	45.901	32.454	171.4	230.2	1:53.564	143.34	4.196	14:24:50.816
41 - D2	34.826	45.567	32.554	171.1	230.7	1:52.947	144.13	3.579	14:26:43.763
42 - D2	34.635	45.280	32.392	171.4	229.7	1:52.307	144.95	2.939	14:28:36.070
43 - D2	34.504	44.907	32.077	172.2	232.7	1:51.488	146.01	2.120	14:30:27.558
44 - D2	34.356	44.218	32.382	172.2	229.2	1:50.956	146.71	1.588	14:32:18.514
45 - D2	36.570	48.527	IN PIT		231.2	16:49.732 <b>P</b>	16.12	15:00.364	14:49:08.246
46 - D2	OUTLAP	47.091	33.361	167.4	187.5	2:04.085	131.19	14.717	14:51:12.331
47 - D2	35.353	45.381	32.010	171.4	226.8	1:52.744	144.39	3.376	14:53:05.075
48 - D2	34.955	44.793	31.899	172.5	224.5	1:51.647	145.80	2.279	14:54:56.722
49 - D2	34.462	45.077	32.562	171.1	230.7	1:52.101	145.21	2.733	14:56:48.823
50 - D2	34.598	44.618	31.873	170.8	230.7	1:51.089	146.54	1.721	14:58:39.912
51 - D2	34.334	44.970	31.991	171.9	231.7	1:51.295	146.27	1.927	15:00:31.207
52 - D2	34.367	45.227	32.901	172.5	233.2	1:52.495	144.71	3.127	15:02:23.702
53 - D2	34.552	44.589	32.270	172.8	219.5	1:51.411	146.11	2.043	15:04:15.113
54 - D2	34.290	44.589	33.089	170.6	231.7	1:51.968	145.39	2.600	15:06:07.081
55 - D2	34.745	45.214	32.292	171.9	222.6	1:52.251	145.02	2.883	15:07:59.332
56 - D2	34.697	44.363	31.989	172.2	232.2	1:51.049	146.59	1.681	15:09:50.381
57 - D2	34.453	45.395	31.685	173.0	227.8	1:51.533	145.95	2.165	15:11:41.914
58 - D2	34.094	44.010	32.425	173.3	233.2	1:50.529	147.28	1.161	15:13:32.443
59 - D2	34.452	45.175	32.215	173.9	<b>235.2</b>	1:51.842	145.55	2.474	15:15:24.285
60 - D2	34.183	44.129	31.754	<b>174.1</b>	232.7	1:50.066	147.90	0.698	15:17:14.351
61 - D2	33.947	43.759	32.327	173.0	233.7	1:50.033	147.94	0.665	15:19:04.384

Weather / Track : Showers / Wet

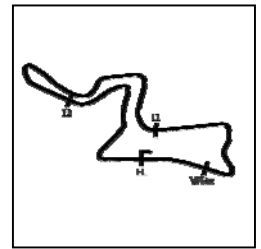
Kyalami Grand Prix Circuit

Circuit Length = 4.522 km

Start: 12:58 Flag 21:58 End: 22:03

# Kyalami 9 Hours

## RACE - SECTOR ANALYSIS



SECTOR 1 = FL to I1, SECTOR 2 = I1 to I2 SECTOR 3 = I2 to I3, SECTOR 4 = I3 to FL, DIFF = Difference To Personal Best Lap, P = Crossed Finish Line in Pit Lane, D = Time Disallowed

62 - D2	33.737		44.283	32.075	170.8	234.2	1:50.089	147.87	0.721	15:20:54.473
63 - D2	34.751		44.446	33.011	171.4	232.7	1:52.208	145.08	2.840	15:22:46.681
64 - D2	33.997		44.174	32.203	171.4	229.2	1:50.374	147.49	1.006	15:24:37.055
65 - D2	34.488		45.272	32.954	172.8	231.2	1:52.714	144.42	3.346	15:26:29.769
66 - D2	34.951		46.010	32.951	171.9	231.2	1:53.912	142.91	4.544	15:28:23.681
67 - D2	35.409		46.101	IN PIT		231.2	4:29.821	P 60.33	2:40.453	15:32:53.502
68 - D3	OUTLAP		48.179	33.401	168.2	192.1	2:04.174	131.09	14.806	15:34:57.676
69 - D3	45.372	1:21.792		57.585	81.3	225.0	3:04.749	88.11	1:15.381	15:38:02.425
70 - D3	1:08.144	1:19.271		57.156	82.8	79.3	3:24.571	79.57	1:35.203	15:41:26.996
71 - D3	1:08.778	1:07.677		36.142	155.3	77.7	2:52.597	94.31	1:03.229	15:44:19.593
72 - D3	37.671	53.461		40.701	125.4	211.3	2:11.833	123.48	22.465	15:46:31.426
73 - D3	43.389	54.986		40.289	121.3	170.0	2:18.664	117.40	29.296	15:48:50.090
74 - D3	42.755	1:01.629		40.219	167.1	171.7	2:24.603	112.57	35.235	15:51:14.693
75 - D3	36.926	46.112		33.045	167.4	224.0	1:56.083	140.23	6.715	15:53:10.776
76 - D3	35.243	45.036		32.023	170.3	226.4	1:52.302	144.95	2.934	15:55:03.078
77 - D3	34.485	44.708		32.062	170.0	231.2	1:51.255	146.32	1.887	15:56:54.333
78 - D3	34.644	44.314		31.974	170.8	232.2	1:50.932	146.74	1.564	15:58:45.265
79 - D3	34.168	44.171		32.634	168.7	231.2	1:50.973	146.69	1.605	16:00:36.238
80 - D3	34.605	44.753		33.087	167.9	229.2	1:52.445	144.77	3.077	16:02:28.683
81 - D3	34.673	45.449		33.144	165.1	227.3	1:53.266	143.72	3.898	16:04:21.949
82 - D3	51.798	1:23.119		58.163	78.6	190.1	3:13.080	84.31	1:23.712	16:07:35.029
83 - D3	1:07.861	1:22.576		IN PIT		76.8	4:08.220	P 65.58	2:18.852	16:11:43.249
84 - D3	OUTLAP	48.628		36.874	142.1	78.5	2:28.404	109.69	39.036	16:14:11.653
85 - D3	43.438	1:01.337		45.714	129.3	200.0	2:30.489	108.17	41.121	16:16:42.142

Weather / Track : Showers / Wet

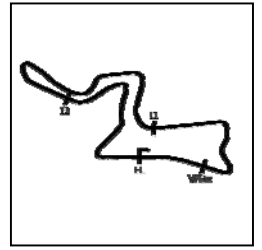
Kyalami Grand Prix Circuit

Circuit Length = 4.522 km

Start: 12:58 Flag 21:58 End: 22:03

# Kyalami 9 Hours

## RACE - SECTOR ANALYSIS

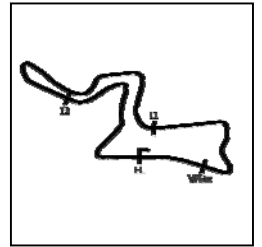


SECTOR 1 = FL to I1, SECTOR 2 = I1 to I2 SECTOR 3 = I2 to I3, SECTOR 4 = I3 to FL, DIFF = Difference To Personal Best Lap, P = Crossed Finish Line in Pit Lane, D = Time Disallowed



# Kyalami 9 Hours

## RACE - SECTOR ANALYSIS



SECTOR 1 = FL to I1, SECTOR 2 = I1 to I2 SECTOR 3 = I2 to I3, SECTOR 4 = I3 to FL, DIFF = Difference To Personal Best Lap, P = Crossed Finish Line in Pit Lane, D = Time Disallowed

P26 13 Nat		Stradale Motorsport			Lamborghini Huracan GT3 2019				
IDEAL LAP TIME : 1:46.451		BEST LAP TIME : 1:46.488			DIFFERENCE : 0.037				
D1: Charl ARANGIES		D2: Craig JARVIS			D3: Dawie JOUBERT				
LAP	SECTOR 1	SECTOR 2	SECTOR 3	SPEED TRAP	LAP TIME	KPH	DIFF	TIME OF DAY	
1 - D1		43.609	31.397	169.8	213.4	2:00.747	134.82	14.259	13:00:44.086
2 - D1	34.286	44.151	31.105	168.7	<b>234.2</b>	1:49.542	148.61	3.054	13:02:33.628
3 - D1	33.737	42.666	31.811	170.0	232.7	1:48.214	150.43	1.726	13:04:21.842
4 - D1	34.077	42.899	31.011	169.8	231.2	1:47.987	150.75	1.499	13:06:09.829
5 - D1	33.660	42.560	30.865	169.8	230.2	1:47.085	152.02	0.597	13:07:56.914
6 - D1	33.848	42.945	30.931	169.8	231.2	1:47.724	151.11	1.236	13:09:44.638
7 - D1	33.528	42.790	30.819	169.5	231.2	1:47.137	151.94	0.649	13:11:31.775
8 - D1	33.936	43.533	31.099	167.9	231.7	1:48.568	149.94	2.080	13:13:20.343
9 - D1	33.990	42.772	31.611	164.1	231.7	1:48.373	150.21	1.885	13:15:08.716
10 - D1	34.159	42.925	30.843	170.0	230.2	1:47.927	150.83	1.439	13:16:56.643
11 - D1	33.975	44.574	31.215	169.2	230.2	1:49.764	148.31	3.276	13:18:46.407
12 - D1	33.870	43.464	31.849	169.8	231.2	1:49.183	149.10	2.695	13:20:35.590
13 - D1	33.715	43.036	30.998	170.8	232.2	1:47.749	151.08	1.261	13:22:23.339
14 - D1	33.854	42.858	30.989	169.8	232.7	1:47.701	151.15	1.213	13:24:11.040
15 - D1	33.804	42.998	30.866	170.0	232.7	1:47.668	151.19	1.180	13:25:58.708
16 - D1	33.708	43.084	31.424	169.2	232.7	1:48.216	150.43	1.728	13:27:46.924
17 - D1	34.118	42.962	30.823	170.3	231.2	1:47.903	150.86	1.415	13:29:34.827
18 - D1	33.959	43.257	31.041	168.7	231.7	1:48.257	150.37	1.769	13:31:23.084
19 - D1	34.045	42.809	30.828	169.8	232.2	1:47.682	151.17	1.194	13:33:10.766
20 - D1	33.695	42.667	30.861	171.1	231.2	1:47.223	151.82	0.735	13:34:57.989
21 - D1	33.527	42.691	30.817	<b>171.4</b>	232.7	1:47.035	(3) 152.09	0.547	13:36:45.024
22 - D1	<b>33.474</b>	42.507	30.724	170.6	232.2	1:46.705	(2) 152.56	0.217	13:38:31.729
23 - D1	33.677	42.744	30.863	171.1	232.2	1:47.284	151.73	0.796	13:40:19.013
24 - D1	33.779	42.665	30.706	171.1	232.7	1:47.150	151.92	0.662	13:42:06.163
25 - D1	33.720	42.677	30.775	170.8	232.7	1:47.172	151.89	0.684	13:43:53.335
26 - D1	33.734	43.963	31.124	170.0	233.7	1:48.821	149.59	2.333	13:45:42.156
27 - D1	33.780	42.897	30.815	170.3	232.2	1:47.492	151.44	1.004	13:47:29.648
28 - D1	33.569	44.697	30.973	170.0	232.7	1:49.239	149.02	2.751	13:49:18.887
<b>29 - D1</b>	33.497	<b>42.471</b>	30.520	170.8	232.2	<b>1:46.488</b>	(1) <b>152.87</b>		<b>13:51:05.375</b>
30 - D1	34.318	43.242	30.674	170.6	231.7	1:48.234	150.40	1.746	13:52:53.609
31 - D1	33.669	42.922	<b>30.506</b>	170.0	233.2	1:47.097	152.00	0.609	13:54:40.706
32 - D1	33.780	43.357	31.274	170.3	233.7	1:48.411	150.16	1.923	13:56:29.117
33 - D1	33.943	43.205	31.684	169.2	233.2	1:48.832	149.58	2.344	13:58:17.949
34 - D1	33.570	43.709	30.702	169.5	232.7	1:47.981	150.75	1.493	14:00:05.930
35 - D1	33.902	42.815	IN PIT		232.7	4:12.133	P 64.56	2:25.645	14:04:18.063
36 - D2	OUTLAP	45.590	35.197	165.6	175.6	2:05.613	129.59	19.125	14:06:23.676
37 - D2	35.672	45.636	34.563	165.3	227.3	1:55.871	140.49	9.383	14:08:19.547
38 - D2	35.915	46.282	33.007	167.4	225.9	1:55.204	141.30	8.716	14:10:14.751
39 - D2	34.702	45.270	32.669	167.7	227.3	1:52.641	144.52	6.153	14:12:07.392
40 - D2	35.361	46.023	34.203	165.1	227.8	1:55.587	140.83	9.099	14:14:02.979
41 - D2	35.284	45.716	33.241	167.9	227.3	1:54.241	142.49	7.753	14:15:57.220
42 - D2	34.885	45.042	32.428	167.7	228.3	1:52.355	144.89	5.867	14:17:49.575
43 - D2	35.829	44.861	32.493	168.2	228.8	1:53.183	143.83	6.695	14:19:42.758
44 - D2	35.166	45.344	32.984	167.1	229.7	1:53.494	143.43	7.006	14:21:36.252
45 - D2	37.026	44.828	32.820	167.7	229.7	1:54.674	141.96	8.186	14:23:30.926
46 - D2	34.826	44.799	32.928	167.7	228.8	1:52.553	144.63	6.065	14:25:23.479
47 - D2	34.800	46.440	32.985	168.4	229.2	1:54.225	142.51	7.737	14:27:17.704
48 - D2	35.779	45.061	33.625	166.4	229.7	1:54.465	142.21	7.977	14:29:12.169
49 - D2	34.784	45.074	33.272	167.9	229.7	1:53.130	143.89	6.642	14:31:05.299
50 - D2	34.729	44.396	34.949	165.8	229.7	1:54.074	142.70	7.586	14:32:59.373
51 - D2	34.959	45.699	32.440	167.1	227.8	1:53.098	143.93	6.610	14:34:52.471
52 - D2	35.070	44.846	31.986	168.2	229.2	1:51.902	145.47	5.414	14:36:44.373
53 - D2	34.553	44.904	32.039	169.0	229.2	1:51.496	146.00	5.008	14:38:35.869
54 - D2	34.483	47.048	32.470	167.7	229.7	1:54.001	142.79	7.513	14:40:29.870
55 - D2	34.567	44.332	32.352	169.5	230.2	1:51.251	146.32	4.763	14:42:21.121
56 - D2	34.500	44.770	32.189	169.2	230.2	1:51.459	146.05	4.971	14:44:12.580
57 - D2	35.381	44.896	32.087	168.7	229.7	1:52.364	144.87	5.876	14:46:04.944
58 - D2	35.814	46.090	32.400	169.2	230.2	1:54.304	142.42	7.816	14:47:59.248
59 - D2	34.715	45.133	32.868	168.7	230.2	1:52.716	144.42	6.228	14:49:51.964
60 - D2	34.460	44.391	31.705	169.0	231.2	1:50.556	147.24	4.068	14:51:42.520
61 - D2	34.341	44.835	32.477	169.5	229.2	1:51.653	145.80	5.165	14:53:34.173

Weather / Track : Showers / Wet

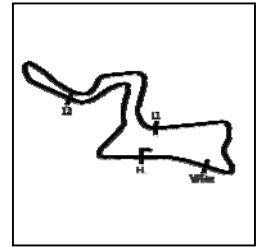
Kyalami Grand Prix Circuit

Circuit Length = 4.522 km

Start: 12:58 Flag 21:58 End: 22:03

# Kyalami 9 Hours

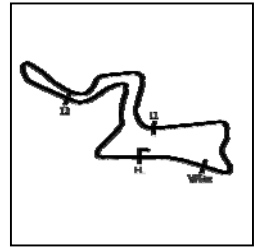
## RACE - SECTOR ANALYSIS



SECTOR 1 = FL to I1,		SECTOR 2 = I1 to I2		SECTOR 3 = I2 to I3,		SECTOR 4 = I3 to FL,		DIFF = Difference To Personal Best Lap,	P = Crossed Finish Line in Pit Lane,	D = Time Disallowed	
62 - D2	36.668	47.113	32.898	167.9	230.7	1:56.679	139.52	10.191	14:55:30.852		
63 - D2	35.629	44.781	IN PIT		230.2	3:55.298	<b>P</b>	69.18	2:08.810	14:59:26.150	
64 - D3	OUTLAP	46.297	32.415	167.4	196.7	2:01.094	134.43	14.606	15:01:27.244		
65 - D3	35.079	45.281	32.195	168.7	229.2	1:52.555	144.63	6.067	15:03:19.799		
66 - D3	34.631	46.056	32.011	167.1	230.7	1:52.698	144.44	6.210	15:05:12.497		
67 - D3	34.726	44.845	31.710	169.0	229.7	1:51.281	146.28	4.793	15:07:03.778		
68 - D3	34.399	45.470	31.471	168.4	229.2	1:51.340	146.21	4.852	15:08:55.118		
69 - D3	33.985	43.844	31.454	168.4	230.7	1:49.283	148.96	2.795	15:10:44.401		
70 - D3	34.127	43.878	31.369	168.2	230.7	1:49.374	148.83	2.886	15:12:33.775		
71 - D3	33.979	44.002	31.230	170.0	230.7	1:49.211	149.06	2.723	15:14:22.986		
72 - D3	34.315	44.909	31.589	170.0	233.7	1:50.813	146.90	4.325	15:16:13.799		
73 - D3	34.056	44.186	31.118	169.8	233.2	1:49.360	148.85	2.872	15:18:03.159		
74 - D3	34.078	43.648	31.329	169.8	232.2	1:49.055	149.27	2.567	15:19:52.214		
75 - D3	33.539	43.176	31.309	168.2	231.7	1:48.024	150.69	1.536	15:21:40.238		
76 - D3	34.614	43.905	31.106	169.5	231.2	1:49.625	148.49	3.137	15:23:29.863		
77 - D3	33.798	43.872	30.894	170.0	230.2	1:48.564	149.95	2.076	15:25:18.427		
78 - D3	49.128	44.201	31.827	165.8	231.2	2:05.156	130.07	18.668	15:27:23.583		
79 - D3	34.833	43.645	31.442	168.7	226.4	1:49.920	148.10	3.432	15:29:13.503		
80 - D3	34.477	44.120	31.619	168.4	231.2	1:50.216	147.70	3.728	15:31:03.719		
81 - D3	34.768	43.867	31.253	169.2	232.7	1:49.888	148.14	3.400	15:32:53.607		

# Kyalami 9 Hours

## RACE - SECTOR ANALYSIS



SECTOR 1 = FL to I1, SECTOR 2 = I1 to I2 SECTOR 3 = I2 to I3, SECTOR 4 = I3 to FL, DIFF = Difference To Personal Best Lap, P = Crossed Finish Line in Pit Lane, D = Time Disallowed

P27 30 Pro		Honda Team Motul			Honda NSX GT3 2019				
IDEAL LAP TIME : 1:43.278		BEST LAP TIME : 1:43.503			DIFFERENCE : 0.225				
D1: Marco BONANOMI		D2: Bertrand BAGUETTE			D3: Dane CAMERON				
LAP	SECTOR 1	SECTOR 2	SECTOR 3	SPEED TRAP	LAP TIME	KPH	DIFF	TIME OF DAY	
1 - D3		42.310	30.125	175.0	212.1	1:51.864	145.52	8.361	13:00:35.203
2 - D3	33.656	42.057	30.160	173.9	238.4	1:45.873	153.76	2.370	13:02:21.076
3 - D3	32.978	41.949	30.028	174.7	235.8	1:44.955	155.10	1.452	13:04:06.031
4 - D3	32.876	42.162	30.007	173.6	236.8	1:45.045	154.97	1.542	13:05:51.076
5 - D3	33.089	42.579	30.241	173.0	234.7	1:45.909	153.70	2.406	13:07:36.985
6 - D3	32.993	42.371	30.020	172.8	235.2	1:45.384	154.47	1.881	13:09:22.369
7 - D3	32.914	42.093	29.970	172.8	235.2	1:44.977	155.07	1.474	13:11:07.346
8 - D3	32.934	41.861	29.941	173.6	236.3	1:44.736	155.43	1.233	13:12:52.082
9 - D3	32.918	41.858	30.023	173.3	236.8	1:44.799	155.33	1.296	13:14:36.881
10 - D3	32.821	41.949	29.893	173.9	236.3	1:44.663	155.53	1.160	13:16:21.544
11 - D3	32.709	41.774	29.962	174.1	234.7	1:44.445	155.86	0.942	13:18:05.989
12 - D3	32.834	41.789	29.848	175.0	235.2	1:44.471	155.82	0.968	13:19:50.460
13 - D3	32.654	41.763	29.829	174.7	236.3	1:44.246	156.16	0.743	13:21:34.706
14 - D3	32.741	41.718	29.838	174.7	237.3	1:44.297	156.08	0.794	13:23:19.003
15 - D3	32.673	41.737	30.190	174.7	236.3	1:44.600	155.63	1.097	13:25:03.603
16 - D3	33.125	41.676	29.844	173.6	<b>239.4</b>	1:44.645	155.56	1.142	13:26:48.248
17 - D3	32.644	41.571	29.751	174.1	236.3	1:43.966	156.58	0.463	13:28:32.214
18 - D3	32.680	41.940	29.903	174.4	236.3	1:44.523	155.74	1.020	13:30:16.737
19 - D3	32.881	41.999	29.828	174.1	236.8	1:44.708	155.47	1.205	13:32:01.445
20 - D3	32.863	41.736	29.920	171.9	235.8	1:44.519	155.75	1.016	13:33:45.964
21 - D3	32.961	41.558	29.832	175.3	235.2	1:44.351	156.00	0.848	13:35:30.315
22 - D3	32.804	41.856	29.758	174.4	236.8	1:44.418	155.90	0.915	13:37:14.733
23 - D3	32.674	41.552	29.695	175.0	236.8	1:43.921	156.64	0.418	13:38:58.654
24 - D3	32.676	41.467	29.677	175.3	237.3	1:43.820	156.80	0.317	13:40:42.474
25 - D3	32.760	41.601	29.820	174.4	238.4	1:44.181	156.25	0.678	13:42:26.655
26 - D3	32.747	41.766	29.915	173.9	237.8	1:44.428	155.88	0.925	13:44:11.083
27 - D3	32.565	41.381	29.729	174.7	238.4	1:43.675 <b>(3)</b>	157.02	0.172	13:45:54.758
28 - D3	32.661	41.422	29.709	174.4	237.3	1:43.792	156.84	0.289	13:47:38.550
29 - D3	32.643	41.688	<b>29.563</b>	<b>175.8</b>	238.4	1:43.894	156.69	0.391	13:49:22.444
30 - D3	32.698	41.686	29.764	173.6	236.8	1:44.148	156.30	0.645	13:51:06.592
31 - D3	32.990	41.597	29.726	174.7	236.3	1:44.313	156.06	0.810	13:52:50.905
32 - D3	32.729	41.546	29.831	174.7	237.8	1:44.106	156.37	0.603	13:54:35.011
33 - D3	33.955	42.062	29.767	175.3	238.4	1:45.784	153.89	2.281	13:56:20.795
<b>34 - D3</b>	<b>32.555</b>	<b>41.242</b>	29.706	175.0	238.4	<b>1:43.503 (1)</b>	<b>157.28</b>		<b>13:58:04.298</b>
35 - D3	<b>32.473</b>	41.261	29.815	174.1	237.3	1:43.549 <b>(2)</b>	157.21	0.046	13:59:47.847
36 - D3	32.691	41.370	29.872	173.9	236.8	1:43.933	156.63	0.430	14:01:31.780
37 - D3	32.586	41.617	IN PIT		236.3	3:04.338 <b>P</b>	88.31	1:20.835	14:04:36.118
38 - D1	OUTLAP	43.389	30.469	175.6	200.7	1:54.759	141.85	11.256	14:06:30.877
39 - D1	33.608	41.970	30.351	173.3	232.7	1:45.929	153.68	2.426	14:08:16.806
40 - D1	33.037	42.044	30.630	171.4	232.2	1:45.711	153.99	2.208	14:10:02.517
41 - D1	33.950	42.269	29.888	174.4	231.7	1:46.107	153.42	2.604	14:11:48.624
42 - D1	32.690	41.799	29.887	173.3	234.7	1:44.376	155.96	0.873	14:13:33.000
43 - D1	32.619	41.634	29.769	173.3	234.2	1:44.022	156.49	0.519	14:15:17.022
44 - D1	32.600	41.652	29.736	174.1	233.7	1:43.988	156.54	0.485	14:17:01.010
45 - D1	32.722	41.664	29.925	173.6	235.2	1:44.311	156.06	0.808	14:18:45.321
46 - D1	32.789	42.005	30.814	174.4	235.8	1:45.608	154.14	2.105	14:20:30.929
47 - D1	32.811	41.610	29.776	174.7	236.3	1:44.197	156.23	0.694	14:22:15.126
48 - D1	32.703	41.739	29.889	174.1	237.3	1:44.331	156.03	0.828	14:23:59.457
49 - D1	32.824	41.800	30.311	174.7	235.2	1:44.935	155.13	1.432	14:25:44.392
50 - D1	33.818	42.561	30.105	174.1	235.8	1:46.484	152.87	2.981	14:27:30.876
51 - D1	33.710	43.144	30.248	173.6	235.8	1:47.102	151.99	3.599	14:29:17.978
52 - D1	32.818	41.881	30.085	173.9	235.8	1:44.784	155.35	1.281	14:31:02.762
53 - D1	32.899	41.867	30.000	173.6	234.7	1:44.766	155.38	1.263	14:32:47.528
54 - D1	32.858	41.871	30.051	173.9	232.7	1:44.780	155.36	1.277	14:34:32.308
55 - D1	32.835	41.788	29.921	173.6	233.7	1:44.544	155.71	1.041	14:36:16.852

Weather / Track : Showers / Wet

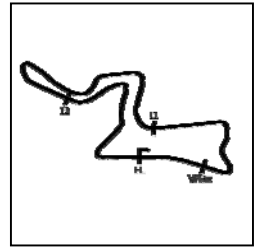
Kyalami Grand Prix Circuit

Circuit Length = 4.522 km

Start: 12:58 Flag 21:58 End: 22:03

# Kyalami 9 Hours

## RACE - SECTOR ANALYSIS



SECTOR 1 = FL to I1, SECTOR 2 = I1 to I2 SECTOR 3 = I2 to I3, SECTOR 4 = I3 to FL, DIFF = Difference To Personal Best Lap, P = Crossed Finish Line in Pit Lane, D = Time Disallowed

# Kyalami 9 Hours

## RACE - LAP CHART

LAP 1 @ 13:00:32.611			LAP 2 @ 13:02:18.736			LAP 3 @ 13:04:03.364			LAP 4 @ 13:05:48.326			LAP 5 @ 13:07:32.988		
NO	BEHIND	LAP TIME	NO	BEHIND	LAP TIME	NO	BEHIND	LAP TIME	NO	BEHIND	LAP TIME	NO	BEHIND	LAP TIME
31		1:49.272	31		1:46.125	31		1:44.628	31		1:44.962	31		1:44.662
20	0.385	1:49.657	20	0.385	1:46.125	20	0.632	1:44.875	20	0.728	1:45.058	20	0.611	1:44.545
12	0.999	1:50.271	12	0.663	1:45.789	12	1.186	1:45.151	12	1.504	1:45.280	12	1.964	1:45.122
29	1.429	1:50.701	29	0.994	1:45.690	29	1.792	1:45.426	29	1.982	1:45.152	29	3.344	1:46.024
10	1.857	1:51.129	10	1.311	1:45.579	10	2.154	1:45.471	10	2.266	1:45.074	10	3.619	1:46.015
42	2.306	1:51.578	30	2.340	1:45.873	30	2.667	1:44.955	30	2.750	1:45.045	30	3.997	1:45.909
30	2.592	1:51.864	35	2.759	1:45.497	35	3.333	1:45.202	35	3.430	1:45.059	35	4.380	1:45.612
35	3.387	1:52.659	18	3.234	1:45.588	18	3.711	1:45.105	18	3.961	1:45.212	18	4.798	1:45.499
18	3.771	1:53.043	42	4.107	1:47.926	42	5.332	1:45.853	42	6.129	1:45.759	42	8.716	1:47.249
107	4.624	1:53.896	107	4.516	1:46.017	107	5.716	1:45.828	107	6.374	1:45.620	34	9.116	1:46.911
76	5.508	1:54.780	76	5.168	1:45.785	76	6.233	1:45.693	34	6.867	1:45.341	76	9.722	1:46.910
34	5.963	1:55.235	34	5.467	1:45.629	34	6.488	1:45.649	76	7.474	1:46.203	107	10.135	1:48.423
911	6.176	1:55.448	911	6.003	1:45.952	911	6.882	1:45.507	911	7.891	1:45.971	911	10.502	1:47.273
108	6.503	1:55.775	108	7.184	1:46.806	108	8.789	1:46.233	108	10.043	1:46.216	108	10.931	1:45.550
25	6.946	1:56.218	25	7.608	1:46.787	25	9.140	1:46.160	25	10.780	1:46.602	25	11.536	1:45.418
44	9.120	1:58.392	44	8.803	1:45.808	44	10.256	1:46.081	44	11.315	1:46.021	44	12.230	1:45.577
6	9.324	1:58.596	6	9.877	1:46.678	6	10.855	1:45.606	6	11.960	1:46.067	9	14.608	1:46.965
9	9.471	1:58.743	9	10.137	1:46.791	9	11.199	1:45.690	9	12.305	1:46.068	6	15.048	1:47.750
62	10.011	1:59.283	62	10.821	1:46.935	62	12.246	1:46.053	62	13.300	1:46.016	22	15.484	1:46.355
22	10.022	1:59.294	22	11.388	1:47.491	22	12.623	1:45.863	22	13.791	1:46.130	62	15.511	1:46.873
36	10.372	1:59.644	36	14.035	1:49.788	36	14.703	1:45.296	36	15.261	1:45.520	36	16.818	1:46.219
188	10.486	1:59.758	40	14.498	1:49.610	13	18.478	1:48.214	13	21.503	1:47.987	13	23.926	1:47.085
40	11.013	2:00.285	13	14.892	1:49.542	40	18.981	1:49.111	40	22.152	1:48.133	40	24.391	1:46.901
13	11.475	2:00.747	43	16.106	1:49.000	43	21.538	1:50.060	43	26.734	1:50.158	43	32.150	1:50.078
43	13.231	2:02.503	188	16.418	1:52.057	09	24.217	1:50.679	09	30.557	1:51.302	09	36.746	1:50.851
09	13.472	2:02.744	09	18.166	1:50.819	17	44.673	2:01.562	17	57.742	1:58.031	17	1:11.161	1:58.081
17	18.856	2:08.128	17	27.739	1:55.008									

Weather / Track : Showers / Wet

# Kyalami 9 Hours

## RACE - LAP CHART

LAP 6 @ 13:09:17.808			LAP 7 @ 13:11:02.611			LAP 8 @ 13:12:47.051			LAP 9 @ 13:14:31.602			LAP 10 @ 13:16:15.959		
NO	BEHIND	LAP TIME	NO	BEHIND	LAP TIME	NO	BEHIND	LAP TIME	NO	BEHIND	LAP TIME	NO	BEHIND	LAP TIME
31		1:44.820	31		1:44.803	31		1:44.440	31		1:44.551	31		1:44.357
20	0.420	1:44.629	20	0.346	1:44.729	20	0.501	1:44.595	20	0.567	1:44.617	20	0.531	1:44.321
12	2.241	1:45.097	12	2.437	1:44.999	12	3.065	1:45.068	12	3.241	1:44.727	12	2.988	1:44.104
29	3.353	1:44.829	29	3.297	1:44.747	29	4.136	1:45.279	29	4.269	1:44.684	29	4.332	1:44.420
10	3.746	1:44.947	10	3.726	1:44.783	10	4.476	1:45.190	10	4.693	1:44.768	10	4.889	1:44.553
30	4.561	1:45.384	30	4.735	1:44.977	30	5.031	1:44.736	30	5.279	1:44.799	30	5.585	1:44.663
35	5.045	1:45.485	35	5.135	1:44.893	35	5.696	1:45.001	35	5.834	1:44.689	35	6.282	1:44.805
18	5.521	1:45.543	18	6.087	1:45.369	18	6.959	1:45.312	18	7.536	1:45.128	18	7.881	1:44.702
34	9.693	1:45.397	34	9.347	1:44.457	34	9.099	1:44.192	34	9.331	1:44.783	34	9.301	1:44.327
76	10.171	1:45.269	76	10.229	1:44.861	76	10.487	1:44.698	76	10.783	1:44.847	76	11.086	1:44.660
42	10.655	1:46.759	42	11.873	1:46.021	42	14.413	1:46.980	17	1 Lap	2:03.649	42	16.064	1:45.255
107	10.811	1:45.496	107	12.073	1:46.065	107	14.817	1:47.184	42	15.166	1:45.304	107	16.874	1:45.688
911	11.253	1:45.571	911	12.741	1:46.291	911	15.282	1:46.981	107	15.543	1:45.277	911	17.666	1:45.836
108	11.680	1:45.569	108	13.031	1:46.154	108	16.230	1:47.639	911	16.187	1:45.456	108	18.030	1:45.301
25	12.253	1:45.537	25	13.709	1:46.259	44	16.496	1:46.925	108	17.086	1:45.407	44	18.878	1:45.466
44	12.898	1:45.488	44	14.011	1:45.916	25	16.677	1:47.408	44	17.769	1:45.824	25	19.305	1:45.502
9	14.893	1:45.105	9	15.201	1:45.111	9	17.050	1:46.289	25	18.160	1:46.034	9	19.890	1:45.471
6	15.674	1:45.446	6	16.171	1:45.300	6	17.330	1:45.599	9	18.776	1:46.277	6	20.918	1:46.163
22	16.644	1:45.980	22	17.516	1:45.675	22	18.746	1:45.670	6	19.112	1:46.333	22	21.754	1:46.248
62	17.432	1:46.741	62	18.411	1:45.782	62	19.742	1:45.771	22	19.863	1:45.668	62	22.642	1:46.191
36	18.288	1:46.290	36	19.403	1:45.918	36	20.382	1:45.419	62	20.808	1:45.617	36	23.006	1:46.021
13	26.830	1:47.724	13	29.164	1:47.137	40	33.279	1:48.278	36	21.342	1:45.511	17	1 Lap	2:07.622
40	27.214	1:47.643	40	29.441	1:47.030	13	33.292	1:48.568	40	34.374	1:45.646	40	35.687	1:45.670
43	38.453	1:51.123	43	44.550	1:50.900	43	50.631	1:50.521	13	37.114	1:48.373	13	40.684	1:47.927
09	41.842	1:49.916	09	46.585	1:49.546	09	51.970	1:49.825	09	57.804	1:50.385	09	1:03.090	1:49.643
17	1:23.105	1:56.764	17	1:36.680	1:58.378				43	58.852	1:52.772	43	1:05.674	1:51.179

Weather / Track : Showers / Wet

Kyalami Grand Prix Circuit  
 Circuit Length = 4.522 km  
 Start: 12:58 Flag 21:58 End: 22:03

# Kyalami 9 Hours

## RACE - LAP CHART

LAP 11 @ 13:18:00.195			LAP 12 @ 13:19:44.437			LAP 13 @ 13:21:28.613			LAP 14 @ 13:23:12.929			LAP 15 @ 13:24:57.162		
NO	BEHIND	LAP TIME	NO	BEHIND	LAP TIME	NO	BEHIND	LAP TIME	NO	BEHIND	LAP TIME	NO	BEHIND	LAP TIME
31		1:44.236	31		1:44.242	31		1:44.176	31		1:44.316	31		1:44.233
20	0.416	1:44.121	20	0.353	1:44.179	20	0.470	1:44.293	20	0.449	1:44.295	20	0.525	1:44.309
12	2.721	1:43.969	12	2.846	1:44.367	12	2.770	1:44.100	12	2.485	1:44.031	12	2.096	1:43.844
29	4.511	1:44.415	29	4.437	1:44.168	29	4.476	1:44.215	29	4.651	1:44.491	29	5.276	1:44.858
10	5.208	1:44.555	10	5.280	1:44.314	10	5.354	1:44.250	10	5.347	1:44.309	10	6.121	1:45.007
30	5.794	1:44.445	30	6.023	1:44.471	30	6.093	1:44.246	30	6.074	1:44.297	30	6.441	1:44.600
35	6.737	1:44.691	35	7.137	1:44.642	35	7.244	1:44.283	35	7.106	1:44.178	35	7.100	1:44.227
18	8.217	1:44.572	18	8.600	1:44.625	18	8.861	1:44.437	18	9.132	1:44.587	18	2 Laps	2:07.678
34	9.521	1:44.456	34	9.548	1:44.269	34	9.777	1:44.405	34	9.770	1:44.309	34	9.534	1:44.635
76	11.937	1:45.087	76	12.581	1:44.886	76	13.235	1:44.830	76	13.684	1:44.765	76	9.927	1:44.390
42	16.633	1:44.805	42	17.278	1:44.887	42	17.839	1:44.737	42	18.851	1:45.328	42	14.349	1:44.898
107	17.417	1:44.779	107	17.799	1:44.624	107	18.951	1:45.328	107	19.078	1:44.443	107	19.418	1:44.573
911	18.321	1:44.891	911	18.581	1:44.502	911	19.465	1:45.060	911	19.676	1:44.527	911	20.429	1:44.986
108	18.907	1:45.113	108	19.679	1:45.014	108	20.341	1:44.838	108	20.354	1:44.329	42	21.811	1:47.193
44	19.597	1:44.955	44	20.370	1:45.015	44	21.124	1:44.930	44	21.656	1:44.848	44	23.078	1:45.655
25	20.038	1:44.969	25	20.670	1:44.874	25	21.637	1:45.143	25	22.233	1:44.912	25	23.798	1:45.798
9	20.779	1:45.125	9	21.500	1:44.963	9	22.655	1:45.331	9	23.265	1:44.926	108	24.348	1:48.227
6	21.667	1:44.985	6	22.423	1:44.998	6	23.580	1:45.333	6	24.359	1:45.095	9	25.107	1:46.075
22	23.322	1:45.804	22	24.152	1:45.072	22	25.195	1:45.219	22	26.525	1:45.646	6	25.552	1:45.426
62	24.430	1:46.024	62	25.507	1:45.319	62	26.636	1:45.305	62	27.541	1:45.221	22	27.535	1:45.243
36	24.988	1:46.218	36	26.094	1:45.348	36	27.290	1:45.372	36	28.483	1:45.509	62	28.648	1:45.340
40	38.632	1:47.181	40	39.876	1:45.486	40	40.769	1:45.069	40	42.388	1:45.935	36	29.666	1:45.416
13	46.212	1:49.764	13	51.153	1:49.183	13	54.726	1:47.749	13	58.111	1:47.701	40	43.911	1:45.756
17	1 Lap	2:01.643	17	1 Lap	1:58.979	09	1:20.141	1:49.604	09	1:25.901	1:50.076	13	1:01.546	1:47.668
09	1:09.032	1:50.178	09	1:14.713	1:49.923	43	1:23.946	1:50.454	43	1:31.135	1:51.505	09	1:31.036	1:49.368
43	1:12.097	1:50.659	43	1:17.668	1:49.813	17	1 Lap	2:07.387				43	1:38.054	1:51.152

Weather / Track : Showers / Wet

Kyalami Grand Prix Circuit  
 Circuit Length = 4.522 km  
 Start: 12:58 Flag 21:58 End: 22:03

# Kyalami 9 Hours

## RACE - LAP CHART

LAP 16 @ 13:26:41.366			LAP 17 @ 13:28:25.478			LAP 18 @ 13:30:09.644			LAP 19 @ 13:31:54.636			LAP 20 @ 13:33:39.008		
NO	BEHIND	LAP TIME	NO	BEHIND	LAP TIME	NO	BEHIND	LAP TIME	NO	BEHIND	LAP TIME	NO	BEHIND	LAP TIME
31		1:44.204	31		1:44.112	31		1:44.166	20		1:44.174	20		1:44.372
20	0.525	1:44.204	20	0.705	1:44.292	20	0.818	1:44.279	31	0.614	1:45.606	31	0.492	1:44.250
12	2.039	1:44.147	12	2.236	1:44.309	12	2.890	1:44.820	12	1.953	1:44.055	12	1.599	1:44.018
29	5.321	1:44.249	43	1 Lap	1:54.335	09	1 Lap	1:55.902	29	6.072	1:44.532	29	6.019	1:44.319
30	6.882	1:44.645	29	5.640	1:44.431	29	6.532	1:45.058	30	6.809	1:44.708	30	6.956	1:44.519
10	7.854	1:45.937	30	6.736	1:43.966	30	7.093	1:44.523	10	7.705	1:44.204	10	7.673	1:44.340
35	8.627	1:45.731	10	7.877	1:44.135	10	8.493	1:44.782	35	10.327	1:46.115	35	10.183	1:44.228
18	10.276	1:44.946	35	8.840	1:44.325	35	9.204	1:44.530	18	11.854	1:45.066	18	11.929	1:44.447
34	10.696	1:44.973	18	10.784	1:44.620	18	11.780	1:45.162	34	12.220	1:45.167	34	12.322	1:44.474
76	16.093	1:45.948	34	11.175	1:44.591	34	12.045	1:45.036	09	1 Lap	1:56.271	107	19.802	1:44.449
107	19.806	1:44.592	76	17.140	1:45.159	43	1 Lap	1:56.237	76	19.481	1:46.128	76	21.097	1:45.988
911	20.682	1:44.457	107	19.550	1:43.856	76	18.345	1:45.371	107	19.725	1:44.999	911	21.326	1:45.004
42	23.460	1:45.853	911	20.878	1:44.308	107	19.718	1:44.334	911	20.694	1:44.719	09	1 Lap	1:53.574
44	23.944	1:45.070	42	24.282	1:44.934	911	20.967	1:44.255	43	1 Lap	1:54.054	42	25.978	1:44.863
25	24.975	1:45.381	44	24.778	1:44.946	42	25.289	1:45.173	42	25.487	1:45.190	44	26.603	1:44.987
108	25.380	1:45.236	25	25.854	1:44.991	44	25.858	1:45.246	44	25.988	1:45.122	25	26.956	1:44.956
9	26.420	1:45.517	108	26.572	1:45.304	25	26.307	1:44.619	25	26.372	1:45.057	108	27.851	1:45.298
6	26.934	1:45.586	9	27.609	1:45.301	108	26.977	1:44.571	108	26.925	1:44.940	9	29.143	1:45.234
22	28.879	1:45.548	6	28.145	1:45.323	9	28.452	1:45.009	9	28.281	1:44.821	6	29.836	1:44.941
62	29.939	1:45.495	22	30.244	1:45.477	6	29.041	1:45.062	6	29.267	1:45.218	22	32.116	1:45.223
36	30.646	1:45.184	62	31.145	1:45.318	22	31.194	1:45.116	22	31.265	1:45.063	62	33.355	1:45.614
17	2 Laps	2:11.853	36	32.270	1:45.736	62	32.062	1:45.083	62	32.113	1:45.043	36	35.752	1:46.054
40	44.906	1:45.199	40	46.603	1:45.809	36	33.610	1:45.506	36	34.070	1:45.452	43	1 Lap	1:57.742
13	1:05.558	1:48.216	17	2 Laps	2:03.109	40	47.993	1:45.556	40	48.371	1:45.370	40	49.266	1:45.267
09	1:37.289	1:50.457	13	1:09.349	1:47.903	17	2 Laps	2:00.087	13	1:16.130	1:47.682	13	1:18.981	1:47.223
						13	1:13.440	1:48.257	17	2 Laps	2:00.347	17	2 Laps	1:59.050

Weather / Track : Showers / Wet

Kyalami Grand Prix Circuit  
 Circuit Length = 4.522 km  
 Start: 12:58 Flag 21:58 End: 22:03



# Kyalami 9 Hours

## RACE - LAP CHART

LAP 21 @ 13:35:23.039			LAP 22 @ 13:37:07.184			LAP 23 @ 13:38:50.957			LAP 24 @ 13:40:34.915			LAP 25 @ 13:42:18.774		
NO	BEHIND	LAP TIME	NO	BEHIND	LAP TIME	NO	BEHIND	LAP TIME	NO	BEHIND	LAP TIME	NO	BEHIND	LAP TIME
20		1:44.031	20		1:44.145	20		1:43.773	20		1:43.958	20		1:43.859
31	0.707	1:44.246	31	0.877	1:44.315	31	0.990	1:43.886	31	0.835	1:43.803	31	1.000	1:44.024
12	1.662	1:44.094	12	1.660	1:44.143	12	1.771	1:43.884	12	1.997	1:44.184	12	2.042	1:43.904
29	6.214	1:44.226	29	6.391	1:44.322	29	6.745	1:44.127	29	6.754	1:43.967	29	7.142	1:44.247
30	7.276	1:44.351	30	7.549	1:44.418	30	7.697	1:43.921	30	7.559	1:43.820	30	7.881	1:44.181
10	7.905	1:44.263	10	8.937	1:45.177	10	9.229	1:44.065	10	9.050	1:43.779	10	8.999	1:43.808
35	10.277	1:44.125	35	10.242	1:44.110	35	10.461	1:43.992	35	10.344	1:43.841	35	10.437	1:43.952
18	12.140	1:44.242	18	13.428	1:45.433	18	13.956	1:44.301	18	14.231	1:44.233	18	15.138	1:44.766
34	12.549	1:44.258	34	13.935	1:45.531	34	14.417	1:44.255	34	14.683	1:44.224	34	15.254	1:44.430
107	19.911	1:44.140	107	20.210	1:44.444	107	20.455	1:44.018	107	20.393	1:43.896	107	20.608	1:44.074
76	21.864	1:44.798	76	22.436	1:44.717	911	23.596	1:44.652	911	23.641	1:44.003	911	23.567	1:43.785
911	22.120	1:44.825	17	3 Laps	2:08.950	76	25.085	1:46.422	76	26.204	1:45.077	76	27.301	1:44.956
42	27.117	1:45.170	911	22.717	1:44.742	42	28.849	1:44.764	42	29.497	1:44.606	42	30.277	1:44.639
44	27.410	1:44.838	42	27.858	1:44.886	44	29.236	1:44.642	44	29.943	1:44.665	44	30.623	1:44.539
25	27.926	1:45.001	44	28.367	1:45.102	25	29.661	1:44.724	25	30.377	1:44.674	25	31.001	1:44.483
108	28.646	1:44.826	25	28.710	1:44.929	108	30.413	1:44.777	108	31.052	1:44.597	108	31.500	1:44.307
9	30.414	1:45.302	108	29.409	1:44.908	9	32.362	1:45.028	9	33.116	1:44.712	9	33.965	1:44.708
6	31.052	1:45.247	9	31.107	1:44.838	6	32.898	1:45.008	6	33.599	1:44.659	6	34.587	1:44.847
22	33.485	1:45.400	6	31.663	1:44.756	22	35.222	1:44.896	22	36.351	1:45.087	22	37.412	1:44.920
62	35.002	1:45.678	22	34.099	1:44.759	62	37.458	1:45.534	62	38.148	1:44.648	62	38.900	1:44.611
36	37.308	1:45.587	62	35.697	1:44.840	36	39.803	1:45.356	36	40.731	1:44.886	36	41.609	1:44.737
09	1 Lap	1:58.988	36	38.220	1:45.057	17	3 Laps	2:12.122	40	56.558	1:46.018	40	58.033	1:45.334
43	1 Lap	1:51.177	09	1 Lap	1:51.183	09	1 Lap	1:50.567	09	1 Lap	1:51.804	09	1 Lap	1:52.145
40	50.818	1:45.583	43	1 Lap	1:50.656	40	54.498	1:45.869	43	1 Lap	1:51.665	43	1 Lap	1:50.994
13	1:21.985	1:47.035	40	52.402	1:45.729	43	1 Lap	1:51.509	17	3 Laps	2:06.662	17	3 Laps	1:59.879
			13	1:24.545	1:46.705	13	1:28.056	1:47.284	13	1:31.248	1:47.150	13	1:34.561	1:47.172

Weather / Track : Showers / Wet

Kyalami Grand Prix Circuit  
 Circuit Length = 4.522 km  
 Start: 12:58 Flag 21:58 End: 22:03

# Kyalami 9 Hours

## RACE - LAP CHART

LAP 26 @ 13:44:02.622			LAP 27 @ 13:45:46.919			LAP 28 @ 13:47:30.894			LAP 29 @ 13:49:15.382			LAP 30 @ 13:50:59.443		
NO	BEHIND	LAP TIME	NO	BEHIND	LAP TIME	NO	BEHIND	LAP TIME	NO	BEHIND	LAP TIME	NO	BEHIND	LAP TIME
20		1:43.848	20		1:44.297	20		1:43.975	20		1:44.488	20		1:44.061
31	1.094	1:43.942	31	0.627	1:43.830	31	0.718	1:44.066	31	0.472	1:44.242	31	0.464	1:44.053
12	2.560	1:44.366	12	2.135	1:43.872	12	2.098	1:43.938	12	1.879	1:44.269	12	1.572	1:43.754
29	7.377	1:44.083	29	6.986	1:43.906	29	6.798	1:43.787	13	1 Lap	1:49.239	13	1 Lap	1:46.488
30	8.461	1:44.428	30	7.839	1:43.675	30	7.656	1:43.792	29	6.442	1:44.132	29	6.289	1:43.908
35	10.362	1:43.773	35	9.671	1:43.606	35	9.367	1:43.671	30	7.062	1:43.894	30	7.149	1:44.148
34	15.492	1:44.086	34	15.091	1:43.896	34	15.046	1:43.930	35	8.947	1:44.068	35	8.701	1:43.815
18	16.718	1:45.428	18	17.120	1:44.699	18	17.394	1:44.249	34	14.856	1:44.298	34	14.483	1:43.688
107	20.802	1:44.042	107	20.185	1:43.680	107	20.225	1:44.015	17	5 Laps	2:00.191	18	17.802	1:44.657
911	24.096	1:44.377	911	24.113	1:44.314	911	24.118	1:43.980	18	17.206	1:44.300	107	19.985	1:44.403
76	28.516	1:45.063	76	29.240	1:45.021	76	30.068	1:44.803	107	19.643	1:43.906	17	5 Laps	1:49.304
42	31.164	1:44.735	42	32.040	1:45.173	42	32.551	1:44.486	911	23.560	1:43.930	911	23.455	1:43.956
44	31.713	1:44.938	44	32.354	1:44.938	25	33.554	1:44.835	76	30.579	1:44.999	76	31.367	1:44.849
25	32.122	1:44.969	25	32.694	1:44.869	108	34.304	1:44.209	42	32.723	1:44.660	42	33.533	1:44.871
108	32.689	1:45.037	108	34.070	1:45.678	9	35.618	1:44.568	25	32.960	1:43.894	25	33.800	1:44.901
9	34.419	1:44.302	9	35.025	1:44.903	6	36.252	1:44.509	108	34.129	1:44.313	108	35.484	1:45.416
6	35.093	1:44.354	6	35.718	1:44.922	22	39.801	1:44.725	9	35.768	1:44.638	9	36.456	1:44.749
22	38.439	1:44.875	22	39.051	1:44.909	62	41.527	1:44.954	6	36.286	1:44.522	6	36.974	1:44.749
62	40.083	1:45.031	62	40.548	1:44.762	36	44.962	1:45.291	22	39.737	1:44.424	22	40.112	1:44.436
36	42.352	1:44.591	36	43.646	1:45.591	40	1:00.912	1:45.238	62	41.662	1:44.623	36	46.314	1:44.988
40	59.353	1:45.168	40	59.649	1:44.593	44	1:11.548	2:23.169 P	36	45.387	1:44.913	40	1:01.468	1:44.561
09	1 Lap	1:50.876	09	1 Lap	1:50.496	09	1 Lap	1:50.091	40	1:00.968	1:44.544	44	1:17.040	1:44.587
43	1 Lap	1:50.233	43	1 Lap	1:49.987	43	1 Lap	1:49.431	44	1:16.514	1:49.454	10	1:36.638	1:43.853
10	1:30.078	3:04.927 P	10	1:37.279	1:51.498	10	1:37.568	1:44.264	09	1 Lap	1:50.198	09	1 Lap	1:50.028
13	1:39.534	1:48.821	13	1:42.729	1:47.492				10	1:36.846	1:43.766	43	1 Lap	1:49.124
			17	4 Laps	3:42.253 P				43	1 Lap	1:49.702			

Weather / Track : Showers / Wet

Kyalami Grand Prix Circuit  
 Circuit Length = 4.522 km  
 Start: 12:58 Flag 21:58 End: 22:03

# Kyalami 9 Hours

## RACE - LAP CHART

LAP 31 @ 13:52:43.399			LAP 32 @ 13:54:28.577			LAP 33 @ 13:56:12.553			LAP 34 @ 13:57:56.297			LAP 35 @ 13:59:40.119		
NO	BEHIND	LAP TIME	NO	BEHIND	LAP TIME	NO	BEHIND	LAP TIME	NO	BEHIND	LAP TIME	NO	BEHIND	LAP TIME
20		1:43.956	20		1:45.178	20		1:43.976	20		1:43.744	20		1:43.822
31	0.542	1:44.034	31	0.622	1:45.258	31	0.541	1:43.895	31	0.512	1:43.715	31	0.483	1:43.793
12	1.376	1:43.760	12	1.136	1:44.938	12	1.250	1:44.090	12	1.137	1:43.631	12	1.289	1:43.974
29	6.296	1:43.963	09	2 Laps	1:51.976	18	1 Lap	1:52.077	18	1 Lap	1:43.966	18	1 Lap	1:43.762
30	7.506	1:44.313	43	2 Laps	1:51.572	29	5.422	1:44.110	29	5.523	1:43.845	30	7.728	1:43.549
35	8.875	1:44.130	29	5.288	1:44.170	30	8.242	1:45.784	30	8.001	1:43.503	35	8.802	1:43.757
13	1 Lap	1:48.234	30	6.434	1:44.106	35	8.913	1:45.090	35	8.867	1:43.698	76	1 Lap	3:08.331 P
34	14.389	1:43.862	35	7.799	1:44.102	42	1 Lap	3:06.073 P	34	13.952	1:43.608	34	13.696	1:43.566
62	1 Lap	3:06.293 P	13	1 Lap	1:47.097	09	2 Laps	1:53.366	107	21.621	1:45.902	42	1 Lap	1:45.546
107	20.222	1:44.193	34	13.233	1:44.022	34	14.088	1:44.831	13	1 Lap	1:48.832	911	24.649	1:45.207
911	23.411	1:43.912	107	19.028	1:43.984	13	1 Lap	1:48.411	42	1 Lap	1:52.656	13	1 Lap	1:47.981
17	5 Laps	1:48.274	911	22.260	1:44.027	43	2 Laps	1:58.200	911	23.264	1:44.830	62	1 Lap	1:45.532
76	31.984	1:44.573	17	5 Laps	1:46.699	107	19.463	1:44.411	36	1 Lap	3:05.534 P	17	5 Laps	1:47.068
42	36.572	1:46.995	62	1 Lap	1:53.025	911	22.178	1:43.894	62	1 Lap	1:45.789	25	37.882	1:44.783
25	36.900	1:47.056	76	31.556	1:44.750	62	1 Lap	1:45.627	17	5 Laps	1:47.677	108	38.640	1:44.230
108	37.406	1:45.878	25	36.829	1:45.107	17	5 Laps	1:47.459	25	36.921	1:44.038	9	40.446	1:44.823
9	38.046	1:45.546	108	37.479	1:45.251	76	32.706	1:45.126	108	38.232	1:44.090	36	1 Lap	2:01.573
6	38.328	1:45.310	9	38.109	1:45.241	25	36.627	1:43.774	9	39.445	1:44.360	43	3 Laps	3:55.053 P
22	41.416	1:45.260	22	41.089	1:44.851	108	37.886	1:44.383	22	42.386	1:44.436	09	3 Laps	4:06.639 P
36	47.501	1:45.143	36	47.177	1:44.854	9	38.829	1:44.696	40	1 Lap	3:18.189 P	107	1:01.738	2:23.939 P
40	1:02.634	1:45.122	40	1:02.088	1:44.632	22	41.694	1:44.581	44	1:17.840	1:44.216	40	1 Lap	1:57.125
44	1:17.660	1:44.576	6	1:15.426	2:22.276 P	44	1:17.368	1:44.292	6	1:23.382	1:44.937	44	1:18.578	1:44.560
10	1:36.080	1:43.398	44	1:17.052	1:44.570	6	1:22.189	1:50.739	10	1:33.347	1:43.389	6	1:24.839	1:45.279
18	1:41.739	3:07.893 P	10	1:34.381	1:43.479	10	1:33.702	1:43.297				29	1:27.617	3:05.916 P
												10	1:33.068	1:43.543

Weather / Track : Showers / Wet

Kyalami Grand Prix Circuit

Circuit Length = 4.522 km

Start: 12:58 Flag 21:58 End: 22:03

# Kyalami 9 Hours

## RACE - LAP CHART

LAP 36 @ 14:01:24.008			LAP 37 @ 14:04:16.987			LAP 38 @ 14:06:01.240			LAP 39 @ 14:07:45.831			LAP 40 @ 14:09:29.671		
NO	BEHIND	LAP TIME	NO	BEHIND	LAP TIME	NO	BEHIND	LAP TIME	NO	BEHIND	LAP TIME	NO	BEHIND	LAP TIME
20		1:43.889	107		1:44.160	107		1:44.253	107		1:44.591	107		1:43.840
31	0.509	1:43.915	13	2 Laps	4:12.133 P	40	1 Lap	1:46.402	43	3 Laps	1:47.517	43	3 Laps	1:45.543
18	1 Lap	1:43.677	40	1 Lap	1:47.895	44	12.020	1:45.052	40	1 Lap	1:46.424	44	13.409	1:44.712
30	7.772	1:43.933	44	11.221	1:44.913	20	19.430	1:51.621	44	12.537	1:45.108	40	1 Lap	1:47.487
22	1 Lap	3:08.515 P	20	12.062	3:05.041 P	6	19.928	1:46.025	20	19.406	1:44.567	20	19.774	1:44.208
76	1 Lap	1:54.380	6	18.156	1:45.284	12	21.470	1:45.111	6	20.234	1:44.897	6	21.603	1:45.209
42	1 Lap	1:43.935	09	3 Laps	1:56.277	13	2 Laps	2:05.613	12	20.864	1:43.985	12	21.763	1:44.739
62	1 Lap	1:44.414	30	19.131	3:04.338 P	10	24.080	1:44.428	10	23.470	1:43.981	10	23.184	1:43.554
17	5 Laps	1:49.733	12	20.612	1:50.351	29	26.080	1:44.389	29	25.786	1:44.297	29	26.269	1:44.323
36	1 Lap	1:50.895	31	23.099	3:15.569 P	09	3 Laps	1:53.573	30	30.975	1:45.929	31	32.587	1:45.108
43	3 Laps	1:57.774	10	23.905	1:43.778	30	29.637	1:54.759	31	31.319	1:46.082	30	32.846	1:45.711
107	1:08.819	1:50.970	29	25.944	1:43.964	31	29.828	1:50.982	35	31.823	1:45.873	35	32.963	1:44.980
40	1 Lap	1:51.314	35	30.254	1:52.917	35	30.541	1:44.540	13	2 Laps	1:55.871	34	34.923	1:43.750
09	3 Laps	2:06.947	34	35.534	1:53.147	34	35.445	1:44.164	34	35.013	1:44.159	18	41.432	1:45.585
44	1:19.287	1:44.598	18	40.205	1:44.571	18	40.031	1:44.079	09	3 Laps	1:54.744	13	2 Laps	1:55.204
12	1:23.240	3:05.840 P	911	48.120	1:52.836	911	48.439	1:44.572	18	39.687	1:44.247	911	49.212	1:44.656
6	1:25.851	1:44.901	25	57.028	1:50.909	25	56.752	1:43.977	911	48.396	1:44.548	09	3 Laps	1:58.572
35	1:30.316	3:05.403 P	42	1:01.281	1:46.125	42	1:01.192	1:44.164	25	56.083	1:43.922	25	56.288	1:44.045
10	1:33.106	1:43.927	108	1:02.120	1:52.792	108	1:02.143	1:44.276	42	1:00.755	1:44.154	42	1:00.992	1:44.077
29	1:34.959	1:51.231	76	1:03.757	1:45.703	76	1:04.727	1:45.223	108	1:01.755	1:44.203	108	1:02.102	1:44.187
34	1:35.366	3:05.559 P	62	1:10.211	1:44.528	62	1:10.099	1:44.141	76	1:05.040	1:44.904	76	1:05.914	1:44.714
911	1:48.263	3:07.503 P	22	1:13.692	1:47.184	22	1:15.215	1:45.776	62	1:10.064	1:44.556	62	1:10.564	1:44.340
18	1:48.613	1:44.001	17	4 Laps	1:46.703	17	4 Laps	1:46.069	22	1:16.249	1:45.625	22	1:17.634	1:45.225
25	1:59.098	3:05.105 P	9	1:30.836	1:54.620	9	1:33.182	1:46.599	17	4 Laps	1:46.065	17	4 Laps	1:46.437
108	2:02.307	3:07.556 P	36	1:34.245	1:48.420	36	1:37.656	1:47.664	9	1:34.401	1:45.810	9	1:36.868	1:46.307
42	2:08.135	1:43.962	43	2 Laps	1:46.659				36	1:40.190	1:47.125	36	1:43.854	1:47.504
76	2:11.033	1:47.071												
62	2:18.662	1:44.946												
22	2:19.487	1:56.297												
9	2:29.195	3:32.638 P												
17	4 Laps	1:47.149												
36	2:38.804	1:49.056												
43	2 Laps	1:48.002												

Weather / Track : Showers / Wet

Kyalami Grand Prix Circuit  
 Circuit Length = 4.522 km  
 Start: 12:58 Flag 21:58 End: 22:03

# Kyalami 9 Hours

## RACE - LAP CHART

LAP 41 @ 14:11:13.996			LAP 42 @ 14:12:58.428			LAP 43 @ 14:14:42.630			LAP 44 @ 14:16:26.638			LAP 45 @ 14:18:10.894		
NO	BEHIND	LAP TIME	NO	BEHIND	LAP TIME	NO	BEHIND	LAP TIME	NO	BEHIND	LAP TIME	NO	BEHIND	LAP TIME
107		1:44.325	107		1:44.432	107		1:44.202	107		1:44.008	107		1:44.256
43	3 Laps	1:46.338	36	1 Lap	1:47.695	36	1 Lap	1:47.013	36	1 Lap	1:47.378	9	1 Lap	1:46.568
44	13.251	1:44.167	43	3 Laps	1:46.055	43	3 Laps	1:45.744	43	3 Laps	1:45.731	43	3 Laps	1:46.965
40	1 Lap	1:46.571	44	13.431	1:44.612	44	13.506	1:44.277	44	13.559	1:44.061	36	1 Lap	1:48.331
20	19.372	1:43.923	20	19.568	1:44.628	20	19.716	1:44.350	20	20.030	1:44.322	44	13.466	1:44.163
12	21.491	1:44.053	12	21.726	1:44.667	12	21.494	1:43.970	12	21.387	1:43.901	20	19.901	1:44.127
10	23.286	1:44.427	40	1 Lap	1:48.432	10	22.315	1:43.822	10	22.095	1:43.788	12	21.060	1:43.929
6	24.253	1:46.975	10	22.695	1:43.841	6	25.597	1:44.980	6	26.076	1:44.487	10	21.809	1:43.970
29	25.966	1:44.022	6	24.819	1:44.998	29	26.359	1:44.688	29	26.503	1:44.152	6	27.233	1:45.413
31	32.003	1:43.741	29	25.873	1:44.339	40	1 Lap	1:48.810	40	1 Lap	1:46.915	29	27.398	1:45.151
35	33.734	1:45.096	31	31.211	1:43.640	31	30.562	1:43.553	31	30.547	1:43.993	31	31.364	1:45.073
30	34.628	1:46.107	35	33.197	1:43.895	35	32.805	1:43.810	35	32.835	1:44.038	40	1 Lap	1:46.965
34	35.274	1:44.676	30	34.572	1:44.376	30	34.392	1:44.022	30	34.372	1:43.988	35	32.774	1:44.195
18	41.393	1:44.286	34	35.185	1:44.343	34	35.030	1:44.047	34	35.086	1:44.064	30	34.427	1:44.311
911	49.757	1:44.870	18	41.113	1:44.152	18	41.258	1:44.347	18	41.521	1:44.271	34	35.007	1:44.177
13	2 Laps	1:52.641	911	49.700	1:44.375	911	49.434	1:43.936	911	49.553	1:44.127	18	41.502	1:44.237
25	56.190	1:44.227	25	56.615	1:44.857	25	56.385	1:43.972	25	56.272	1:43.895	911	49.539	1:44.242
42	1:01.249	1:44.582	42	1:01.097	1:44.280	42	1:00.971	1:44.076	42	1:01.344	1:44.381	25	55.851	1:43.835
108	1:02.785	1:45.008	108	1:03.885	1:45.532	108	1:03.861	1:44.178	108	1:04.588	1:44.735	42	1:01.292	1:44.204
76	1:07.408	1:45.819	13	2 Laps	1:55.587	76	1:10.077	1:46.279	76	1:10.843	1:44.774	108	1:04.728	1:44.396
62	1:11.234	1:44.995	76	1:08.000	1:45.024	62	1:12.443	1:45.254	62	1:12.827	1:44.392	76	1:11.264	1:44.677
22	1:18.901	1:45.592	62	1:11.391	1:44.589	13	2 Laps	1:54.241	13	2 Laps	1:52.355	62	1:12.926	1:44.355
17	4 Laps	1:46.285	22	1:20.580	1:46.111	22	1:22.036	1:45.658	22	1:23.589	1:45.561	22	1:25.431	1:46.098
9	1:39.015	1:46.472	17	4 Laps	1:46.447	17	4 Laps	1:46.566	17	4 Laps	1:46.048	13	2 Laps	1:53.183
			9	1:40.687	1:46.104	9	1:42.489	1:46.004				17	4 Laps	1:46.177

Weather / Track : Showers / Wet

Kyalami Grand Prix Circuit  
Circuit Length = 4.522 km  
Start: 12:58 Flag 21:58 End: 22:03

# Kyalami 9 Hours

## RACE - LAP CHART

LAP 46 @ 14:19:55.241			LAP 47 @ 14:21:39.113			LAP 48 @ 14:23:23.976			LAP 49 @ 14:25:07.710			LAP 50 @ 14:26:51.958		
NO	BEHIND	LAP TIME	NO	BEHIND	LAP TIME	NO	BEHIND	LAP TIME	NO	BEHIND	LAP TIME	NO	BEHIND	LAP TIME
107		1:44.347	107		1:43.872	107		1:44.863	107		1:43.734	107		1:44.248
9	1 Lap	1:45.511	9	1 Lap	1:46.224	17	5 Laps	1:47.355	17	5 Laps	1:46.380	17	5 Laps	1:46.308
43	3 Laps	1:45.873	44	14.934	1:44.460	9	1 Lap	1:46.118	9	1 Lap	1:45.945	9	1 Lap	1:45.860
44	14.346	1:45.227	43	3 Laps	1:46.849	13	3 Laps	1:54.674	44	14.037	1:43.841	44	13.918	1:44.129
36	1 Lap	1:48.659	20	20.747	1:44.591	44	13.930	1:43.859	13	3 Laps	1:52.553	43	3 Laps	1:46.185
20	20.028	1:44.474	36	1 Lap	1:47.472	43	3 Laps	1:45.145	43	3 Laps	1:44.820	20	21.113	1:44.571
12	20.894	1:44.181	12	21.235	1:44.213	20	20.280	1:44.396	20	20.790	1:44.244	12	21.937	1:44.497
10	21.334	1:43.872	10	21.562	1:44.100	12	21.225	1:44.853	12	21.688	1:44.197	10	22.506	1:44.541
29	27.127	1:44.076	29	27.164	1:43.909	10	21.730	1:45.031	10	22.213	1:44.217	13	3 Laps	1:54.225
6	28.655	1:45.769	6	29.726	1:44.943	36	1 Lap	1:49.588	29	27.321	1:44.770	29	26.778	1:43.705
31	30.771	1:43.754	31	31.066	1:44.167	29	26.285	1:43.984	36	1 Lap	1:48.984	31	30.749	1:43.864
35	32.692	1:44.265	35	32.930	1:44.110	6	29.420	1:44.557	31	31.133	1:44.789	6	32.447	1:45.211
30	35.688	1:45.608	30	36.013	1:44.197	31	30.078	1:43.875	6	31.484	1:45.798	35	33.681	1:45.084
34	36.139	1:45.479	34	36.545	1:44.278	35	32.009	1:43.942	35	32.845	1:44.570	36	1 Lap	1:50.460
40	1 Lap	1:48.443	40	1 Lap	1:46.332	30	35.481	1:44.331	30	36.682	1:44.935	30	38.918	1:46.484
18	41.533	1:44.378	18	41.711	1:44.050	34	36.009	1:44.327	34	36.854	1:44.579	34	39.244	1:46.638
911	49.352	1:44.160	911	49.602	1:44.122	40	1 Lap	1:45.745	18	41.665	1:44.525	18	41.707	1:44.290
09	8 Laps	10:26.999 P	25	55.403	1:43.884	18	40.874	1:44.026	40	1 Lap	1:46.341	40	1 Lap	1:46.860
25	55.391	1:43.887	42	1:00.983	1:43.960	911	48.976	1:44.237	911	49.382	1:44.140	911	49.900	1:44.766
42	1:00.895	1:43.950	108	1:04.581	1:43.986	25	54.192	1:43.652	25	54.226	1:43.768	25	54.051	1:44.073
108	1:04.467	1:44.086	62	1:13.273	1:44.443	42	1:00.499	1:44.379	42	1:00.906	1:44.141	42	1:00.813	1:44.155
76	1:11.482	1:44.565	76	1:16.005	1:48.395	108	1:03.756	1:44.038	108	1:04.100	1:44.078	108	1:04.080	1:44.228
62	1:12.702	1:44.123	09	8 Laps	2:07.381	62	1:12.761	1:44.351	62	1:13.117	1:44.090	62	1:13.524	1:44.655
22	1:26.846	1:45.762	22	1:28.448	1:45.474	76	1:16.753	1:45.611	76	1:18.213	1:45.194	76	1:18.635	1:44.670
13	2 Laps	1:53.494				09	8 Laps	1:53.564	22	1:31.530	1:46.492	22	1:33.123	1:45.841
17	4 Laps	1:46.355				22	1:28.772	1:45.187	09	8 Laps	1:52.947	09	8 Laps	1:52.307

Weather / Track : Showers / Wet

Kyalami Grand Prix Circuit

Circuit Length = 4.522 km

Start: 12:58 Flag 21:58 End: 22:03

# Kyalami 9 Hours

## RACE - LAP CHART

LAP 51 @ 14:28:36.363			LAP 52 @ 14:30:20.559			LAP 53 @ 14:32:04.646			LAP 54 @ 14:33:48.774			LAP 55 @ 14:35:32.690		
NO	BEHIND	LAP TIME	NO	BEHIND	LAP TIME	NO	BEHIND	LAP TIME	NO	BEHIND	LAP TIME	NO	BEHIND	LAP TIME
107		1:44.405	107		1:44.196	107		1:44.087	107		1:44.128	107		1:43.916
17	5 Laps	1:46.916	09	9 Laps	1:51.488	17	5 Laps	1:46.678	44	15.732	1:45.393	44	15.653	1:43.837
9	1 Lap	1:45.583	17	5 Laps	1:46.625	09	9 Laps	1:50.956	17	5 Laps	1:47.525	17	5 Laps	1:46.185
44	13.424	1:43.911	9	1 Lap	1:45.643	44	14.467	1:44.688	9	1 Lap	1:46.923	9	1 Lap	1:45.506
20	21.737	1:45.029	44	13.866	1:44.638	9	1 Lap	1:47.131	20	22.374	1:44.504	20	22.576	1:44.118
12	22.275	1:44.743	20	21.917	1:44.376	20	21.998	1:44.168	12	22.756	1:44.489	12	23.072	1:44.232
10	22.810	1:44.709	12	22.416	1:44.337	12	22.395	1:44.066	10	23.111	1:44.334	10	23.468	1:44.273
43	3 Laps	1:47.834	10	22.848	1:44.234	10	22.905	1:44.144	29	26.331	1:44.156	29	25.902	1:43.487
29	26.684	1:44.311	43	3 Laps	1:45.891	29	26.303	1:44.200	43	3 Laps	1:45.615	31	29.885	1:44.684
31	30.469	1:44.125	29	26.190	1:43.702	43	3 Laps	1:46.096	31	29.117	1:44.057	43	3 Laps	1:45.824
6	33.253	1:45.211	31	29.827	1:43.554	31	29.188	1:43.448	6	35.097	1:44.653	6	35.576	1:44.395
35	34.200	1:44.924	6	33.954	1:44.897	6	34.572	1:44.705	35	35.756	1:44.727	35	36.422	1:44.582
13	3 Laps	1:54.465	35	34.559	1:44.555	35	35.157	1:44.685	34	39.257	1:43.892	34	39.081	1:43.740
34	40.006	1:45.167	34	39.883	1:44.073	34	39.493	1:43.697	30	43.534	1:44.780	30	44.162	1:44.544
30	41.615	1:47.102	30	42.203	1:44.784	30	42.882	1:44.766	18	44.088	1:44.451	18	44.784	1:44.612
18	42.075	1:44.773	18	42.902	1:45.023	18	43.765	1:44.950	911	53.491	1:44.993	911	53.489	1:43.914
36	1 Lap	1:51.298	13	3 Laps	1:53.130	40	1 Lap	1:46.891	25	53.916	1:44.689	25	54.143	1:44.143
40	1 Lap	1:46.573	36	1 Lap	1:48.215	911	52.626	1:46.795	40	1 Lap	1:47.150	40	1 Lap	1:46.083
911	49.693	1:44.198	40	1 Lap	1:45.953	25	53.355	1:44.133	36	1 Lap	1:48.808	42	1:00.562	1:44.156
25	53.678	1:44.032	911	49.918	1:44.421	36	1 Lap	1:49.872	42	1:00.322	1:44.587	36	1 Lap	1:49.754
42	1:00.504	1:44.096	25	53.309	1:43.827	13	3 Laps	1:54.074	13	3 Laps	1:53.098	108	1:04.693	1:44.629
108	1:03.831	1:44.156	42	1:00.157	1:43.849	42	59.863	1:43.793	108	1:03.980	1:44.362	13	3 Laps	1:51.902
62	1:13.606	1:44.487	108	1:03.771	1:44.136	108	1:03.746	1:44.062	62	1:14.671	1:44.568	62	1:14.971	1:44.216
76	1:18.821	1:44.591	62	1:13.932	1:44.522	62	1:14.231	1:44.386	76	1:20.230	1:44.604	76	1:21.119	1:44.805
22	1:34.714	1:45.996	76	1:19.104	1:44.479	76	1:19.754	1:44.737	22	1:39.501	1:45.948	22	1:40.763	1:45.178
			22	1:35.960	1:45.442	22	1:37.681	1:45.808						

Weather / Track : Showers / Wet

Kyalami Grand Prix Circuit

Circuit Length = 4.522 km

Start: 12:58 Flag 21:58 End: 22:03

# Kyalami 9 Hours

## RACE - LAP CHART

LAP 56 @ 14:37:16.638			LAP 57 @ 14:39:00.544			LAP 58 @ 14:40:44.904			LAP 59 @ 14:42:29.536			LAP 60 @ 14:44:13.960		
NO	BEHIND	LAP TIME	NO	BEHIND	LAP TIME	NO	BEHIND	LAP TIME	NO	BEHIND	LAP TIME	NO	BEHIND	LAP TIME
107		1:43.948	107		1:43.906	107		1:44.360	107		1:44.632	107		1:44.424
44	15.192	1:43.487	44	14.943	1:43.657	22	1 Lap	1:46.164	22	1 Lap	1:45.956	22	1 Lap	1:45.593
9	1 Lap	1:45.769	20	22.929	1:43.989	44	14.567	1:43.984	44	14.006	1:44.071	10	1 Lap	1:52.722
17	5 Laps	1:47.975	12	23.549	1:44.103	20	22.534	1:43.965	17	6 Laps	3:20.957 P	44	13.348	1:43.766
20	22.846	1:44.218	10	24.035	1:44.242	12	23.348	1:44.159	20	21.586	1:43.684	20	20.876	1:43.714
12	23.352	1:44.228	29	25.498	1:43.986	29	24.585	1:43.447	12	22.673	1:43.957	12	22.043	1:43.794
10	23.699	1:44.179	9	1 Lap	1:49.498	31	28.474	1:43.829	29	23.599	1:43.646	29	22.708	1:43.533
29	25.418	1:43.464	17	5 Laps	1:49.641	9	1 Lap	1:47.028	31	27.170	1:43.328	31	26.438	1:43.692
31	29.300	1:43.363	31	29.005	1:43.611	43	3 Laps	1:44.914	9	1 Lap	1:44.955	9	1 Lap	1:46.011
43	3 Laps	1:44.962	43	3 Laps	1:45.035	6	37.456	1:44.540	43	3 Laps	1:44.748	17	6 Laps	1:57.969
6	36.243	1:44.615	6	37.276	1:44.939	35	38.091	1:44.620	6	37.497	1:44.673	43	3 Laps	1:45.260
35	36.942	1:44.468	35	37.831	1:44.795	34	39.406	1:44.602	35	37.979	1:44.520	6	37.710	1:44.637
34	38.985	1:43.852	34	39.164	1:44.085	18	46.980	1:43.754	34	38.828	1:44.054	35	38.345	1:44.790
18	47.386	1:46.550	18	47.586	1:44.106	911	52.736	1:43.903	18	46.183	1:43.835	34	38.756	1:44.352
911	53.283	1:43.742	911	53.193	1:43.816	25	53.867	1:44.003	911	51.642	1:43.538	18	45.906	1:44.147
25	54.273	1:44.078	25	54.224	1:43.857	40	1 Lap	1:45.456	25	53.020	1:43.785	911	51.142	1:43.924
40	1 Lap	1:45.314	40	1 Lap	1:45.611	42	1:01.510	1:45.107	42	1:02.996	1:46.118	25	52.502	1:43.906
42	1:00.446	1:43.832	42	1:00.763	1:44.223	108	1:05.122	1:43.955	40	1 Lap	1:47.934	42	1:02.508	1:43.936
108	1:05.232	1:44.487	108	1:05.527	1:44.201	62	1:17.005	1:44.781	108	1:04.729	1:44.239	108	1:04.625	1:44.320
36	1 Lap	1:48.837	36	1 Lap	1:47.929	36	1 Lap	1:48.696	62	1:16.879	1:44.506	40	1 Lap	1:47.124
62	1:16.227	1:45.204	62	1:16.584	1:44.263	76	1:23.733	1:44.636	36	1 Lap	1:48.400	62	1:16.189	1:43.734
13	3 Laps	1:51.496	76	1:23.457	1:45.142	13	3 Laps	1:51.251	76	1:23.995	1:44.894	76	1:26.652	1:47.081
76	1:22.221	1:45.050	13	3 Laps	1:54.001	10	1:44.478	3:04.803 P	13	3 Laps	1:51.459	36	1 Lap	1:50.233
22	1:42.183	1:45.368												

Weather / Track : Showers / Wet

Kyalami Grand Prix Circuit

Circuit Length = 4.522 km

Start: 12:58 Flag 21:58 End: 22:03



# Kyalami 9 Hours

## RACE - LAP CHART

LAP 61 @ 14:45:58.571			LAP 62 @ 14:47:42.538			LAP 63 @ 14:49:26.556			LAP 64 @ 14:51:11.359			LAP 65 @ 14:52:55.416		
NO	BEHIND	LAP TIME	NO	BEHIND	LAP TIME	NO	BEHIND	LAP TIME	NO	BEHIND	LAP TIME	NO	BEHIND	LAP TIME
107		1:44.611	107		1:43.967	107		1:44.018	107		1:44.803	107		1:44.057
22	1 Lap	1:45.782	22	1 Lap	1:45.109	22	1 Lap	1:45.597	09	18 Laps	2:04.085	10	1 Lap	1:44.480
13	4 Laps	1:52.364	10	1 Lap	1:44.283	10	1 Lap	1:43.456	22	1 Lap	1:45.499	09	18 Laps	1:52.744
10	1 Lap	1:45.304	44	12.954	1:44.155	44	12.647	1:43.711	10	1 Lap	1:43.901	22	1 Lap	1:46.910
44	12.766	1:44.029	13	4 Laps	1:54.304	20	21.024	1:44.384	44	11.505	1:43.661	20	20.119	1:43.994
20	20.452	1:44.187	20	20.658	1:44.173	12	21.919	1:44.329	20	20.182	1:43.961	29	21.935	1:44.572
12	21.353	1:43.921	12	21.608	1:44.222	29	22.352	1:44.410	12	21.182	1:44.066	12	22.455	1:45.330
29	21.844	1:43.747	29	21.960	1:44.083	31	24.730	1:44.064	29	21.420	1:43.871	31	23.099	1:43.695
31	25.294	1:43.467	31	24.684	1:43.357	13	4 Laps	1:52.716	31	23.461	1:43.534	9	1 Lap	1:45.022
9	1 Lap	1:45.085	9	1 Lap	1:45.533	9	1 Lap	1:44.925	13	4 Laps	1:50.556	34	38.066	1:44.137
43	3 Laps	1:45.294	43	3 Laps	1:44.512	43	3 Laps	1:45.107	9	1 Lap	1:45.027	13	4 Laps	1:51.653
6	37.977	1:44.878	34	39.192	1:44.349	34	38.692	1:43.518	43	3 Laps	1:45.670	43	3 Laps	1:46.517
35	38.447	1:44.713	6	40.474	1:46.464	35	40.912	1:44.180	34	37.986	1:44.097	35	40.337	1:44.153
34	38.810	1:44.665	35	40.750	1:46.270	6	42.206	1:45.750	35	40.241	1:44.132	6	42.530	1:44.391
17	6 Laps	1:51.339	17	6 Laps	1:48.226	18	45.686	1:44.068	6	42.196	1:44.793	18	45.245	1:44.267
18	45.552	1:44.257	18	45.636	1:44.051	17	6 Laps	1:48.476	18	45.035	1:44.152	911	49.964	1:43.675
911	50.570	1:44.039	911	50.502	1:43.899	911	50.613	1:44.129	911	50.346	1:44.536	25	52.939	1:44.179
25	53.188	1:45.297	25	53.067	1:43.846	25	52.978	1:43.929	17	6 Laps	1:47.548	17	6 Laps	1:46.964
42	1:01.935	1:44.038	42	1:01.759	1:43.791	42	1:01.741	1:44.000	25	52.817	1:44.642	42	1:00.764	1:44.000
108	1:04.187	1:44.173	108	1:04.379	1:44.159	108	1:04.573	1:44.212	42	1:00.821	1:43.883	108	1:03.783	1:43.686
40	1 Lap	1:45.585	40	1 Lap	1:45.232	40	1 Lap	1:45.902	108	1:04.154	1:44.384	76	1 Lap	3:06.720 P
62	1:15.256	1:43.678	62	1:15.294	1:44.005	62	1:15.937	1:44.661	40	1 Lap	1:45.657	40	1 Lap	1:45.581
76	1:26.853	1:44.812	09	17 Laps	16:49.732 P	76	1:28.230	1:44.964	62	1:15.395	1:44.261	62	1:16.101	1:44.763
36	1 Lap	1:48.339	76	1:27.284	1:44.398	36	1 Lap	1:48.019	36	1 Lap	1:46.413	44	1:31.551	3:04.103 P
			36	1 Lap	1:47.108							36	1 Lap	1:46.547

Weather / Track : Showers / Wet

# Kyalami 9 Hours

## RACE - LAP CHART

LAP 66 @ 14:54:39.696			LAP 67 @ 14:56:24.328			LAP 68 @ 14:58:08.896			LAP 69 @ 14:59:53.585			LAP 70 @ 15:01:53.841		
NO	BEHIND	LAP TIME	NO	BEHIND	LAP TIME	NO	BEHIND	LAP TIME	NO	BEHIND	LAP TIME	NO	BEHIND	LAP TIME
107		1:44.280	107		1:44.632	107		1:44.568	107		1:44.689	20		1:43.622
10	1 Lap	1:43.143	36	2 Laps	1:48.173	36	2 Laps	1:46.469	10	1 Lap	1:44.527	29	0.418	1:43.324
22	1 Lap	1:45.723	10	1 Lap	1:43.278	10	1 Lap	1:43.423	22	1 Lap	1:44.704	31	2.673	1:43.238
09	18 Laps	1:51.647	22	1 Lap	1:44.694	22	1 Lap	1:45.045	20	16.634	1:43.606	12	3.560	1:44.483
20	19.523	1:43.684	20	18.892	1:44.001	20	17.717	1:43.393	29	17.350	1:43.324	6	1 Lap	1:50.867
29	20.818	1:43.163	29	20.139	1:43.953	29	18.715	1:43.144	12	19.333	1:43.906	34	17.754	1:43.266
12	21.960	1:43.785	12	21.011	1:43.683	12	20.116	1:43.673	31	19.691	1:43.851	35	21.575	1:43.737
31	22.477	1:43.658	31	21.488	1:43.643	31	20.529	1:43.609	6	1 Lap	3:09.469 P	9	1 Lap	1:47.916
9	1 Lap	1:44.970	09	18 Laps	1:52.101	09	18 Laps	1:51.089	34	34.744	1:43.751	43	3 Laps	1:45.859
34	37.219	1:43.433	34	36.560	1:43.973	34	35.682	1:43.690	09	18 Laps	1:51.295	09	18 Laps	1:52.495
35	40.000	1:43.943	9	1 Lap	1:46.073	35	38.703	1:44.169	35	38.094	1:44.080	911	30.137	1:44.293
43	3 Laps	1:46.394	35	39.102	1:43.734	9	1 Lap	1:46.215	9	1 Lap	1:45.322	25	33.661	1:43.709
6	44.415	1:46.165	43	3 Laps	1:45.059	43	3 Laps	1:44.755	43	3 Laps	1:44.796	108	48.887	1:44.641
911	49.680	1:43.996	6	45.028	1:45.245	911	47.403	1:43.430	911	46.100	1:43.386	62	1 Lap	1:56.720
13	4 Laps	1:56.679	911	48.541	1:43.493	25	51.183	1:43.961	25	50.208	1:43.714	17	6 Laps	1:46.088
25	52.432	1:43.773	25	51.790	1:43.990	17	6 Laps	1:47.889	62	1 Lap	3:05.208 P	40	2 Laps	1:47.817
17	6 Laps	1:45.930	40	2 Laps	3:09.453 P	108	1:04.810	1:46.506	108	1:04.502	1:44.381	76	1 Lap	1:44.689
42	1:00.697	1:44.213	42	1:00.249	1:44.184	40	2 Laps	1:58.397	17	6 Laps	1:47.360	107	1:07.806	3:08.062 P
108	1:03.566	1:44.063	17	6 Laps	1:49.081	13	5 Laps	3:55.298 P	40	2 Laps	1:48.101	18	1:14.954	1:44.113
76	1 Lap	1:53.690	108	1:02.872	1:43.938	76	1 Lap	1:45.076	76	1 Lap	1:44.655	44	1:24.407	1:44.935
62	1:16.488	1:44.667	62	1:17.037	1:45.181	18	1:30.201	1:43.965	18	1:31.097	1:45.585	13	5 Laps	1:52.555
18	1:24.800	2:23.835 P	76	1 Lap	1:47.101	42	1:38.354	2:22.673 P	36	2 Laps	3:13.637 P	36	2 Laps	1:55.512
44	1:39.182	1:51.911	18	1:30.804	1:50.636	44	1:40.294	1:44.815	13	5 Laps	2:01.094	42	1:28.167	1:44.527
			44	1:40.047	1:45.497				44	1:39.728	1:44.123	10	1:31.256	1:43.709
									42	1:43.896	1:50.231	22	1:42.259	1:45.588
									10	1:47.803	1:43.489			
									22	1:56.927	1:44.915			

Weather / Track : Showers / Wet

Kyalami Grand Prix Circuit

Circuit Length = 4.522 km

Start: 12:58 Flag 21:58 End: 22:03

# Kyalami 9 Hours

## RACE - LAP CHART

LAP 71 @ 15:03:37.176			LAP 72 @ 15:05:21.778			LAP 73 @ 15:07:05.581			LAP 74 @ 15:09:27.066			LAP 75 @ 15:11:16.324		
NO	BEHIND	LAP TIME	NO	BEHIND	LAP TIME	NO	BEHIND	LAP TIME	NO	BEHIND	LAP TIME	NO	BEHIND	LAP TIME
20		1:43.335	20		1:44.602	20		1:43.803	20		2:21.485 P	20		1:49.258
29	0.552	1:43.469	31	1.926	1:43.967	31	1.364	1:43.241	22	1 Lap	1:45.328	22	1 Lap	1:45.337
31	2.561	1:43.223	43	4 Laps	3:06.659 P	911	1 Lap	3:08.652 P	62	1 Lap	1:44.802	62	1 Lap	1:44.116
12	3.863	1:43.638	6	1 Lap	1:44.788	9	2 Laps	3:09.930 P	09	18 Laps	1:51.049	34	22.487	1:45.260
6	1 Lap	1:44.818	25	33.168	1:43.407	43	4 Laps	1:53.915	17	6 Laps	1:45.897	17	6 Laps	1:48.628
34	18.268	1:43.849	22	1 Lap	2:25.737 P	6	1 Lap	1:44.853	34	26.485	1:44.194	76	1 Lap	1:45.058
35	21.742	1:43.502	09	18 Laps	1:51.968	22	1 Lap	1:51.891	76	1 Lap	1:44.267	09	18 Laps	1:51.533
9	1 Lap	1:45.738	108	48.793	1:43.872	09	18 Laps	1:52.251	40	2 Laps	1:46.012	40	2 Laps	1:45.287
911	30.692	1:43.890	62	1 Lap	1:44.715	62	1 Lap	1:44.374	107	39.988	1:43.843	107	34.651	1:43.921
25	34.363	1:44.037	17	6 Laps	1:46.503	17	6 Laps	1:46.245	18	42.314	1:44.248	18	37.253	1:44.197
09	18 Laps	1:51.411	34	57.680	2:24.014 P	34	1:03.776	1:49.899	25	43.664	1:49.574	25	38.663	1:44.257
108	49.523	1:43.971	40	2 Laps	1:46.390	76	1 Lap	1:44.798	44	47.286	1:43.829	44	42.296	1:44.268
62	1 Lap	1:48.251	76	1 Lap	1:44.555	40	2 Laps	1:48.213	29	51.496	1:43.973	29	46.535	1:44.297
17	6 Laps	1:46.049	107	1:17.826	1:44.428	25	1:15.575	2:26.210 P	42	54.528	1:44.179	42	49.573	1:44.303
40	2 Laps	1:46.522	18	1:18.677	1:44.913	107	1:17.630	1:43.607	10	55.979	1:44.070	10	50.442	1:43.721
76	1 Lap	1:45.349	29	1:21.171	3:05.221 P	18	1:19.551	1:44.677	12	57.236	1:45.575	12	51.771	1:43.793
107	1:18.000	1:53.529	12	1:24.167	3:04.906 P	44	1:24.942	1:44.220	108	58.154	1:50.911	108	53.233	1:44.337
18	1:18.366	1:46.747	44	1:24.525	1:43.981	108	1:28.728	2:23.738 P	36	2 Laps	1:45.413	36	2 Laps	1:44.758
44	1:25.146	1:44.074	42	1:30.707	1:44.703	29	1:29.008	1:51.640	31	59.866	3:19.987 P	31	1:00.690	1:50.082
42	1:30.606	1:45.774	10	1:32.565	1:44.989	42	1:31.834	1:44.930	35	1:11.494	1:43.867	35	1:05.462	1:43.226
36	2 Laps	1:46.561	36	2 Laps	1:46.476	12	1:33.146	1:52.782	13	5 Laps	1:49.283	13	5 Laps	1:49.374
10	1:32.178	1:44.257	35	1:40.429	3:03.289 P	10	1:33.394	1:44.632	911	1:25.046	1:44.337	911	1:19.675	1:43.887
13	5 Laps	1:52.698	13	5 Laps	1:51.281	36	2 Laps	1:45.887	43	3 Laps	1:45.425	43	3 Laps	1:44.137
						35	1:49.112	1:52.486	6	1:28.342	1:45.432	6	1:23.633	1:44.549
						13	5 Laps	1:51.340	9	1 Lap	1:44.902	9	1 Lap	1:44.400
						911	2:02.194	1:51.255						
						43	3 Laps	1:46.660						
						6	2:04.395	1:45.825						
						9	1 Lap	1:54.248						

Weather / Track : Showers / Wet

Results can be found at [www.tsl-timing.com](http://www.tsl-timing.com)

Page 15 of 52

Kyalami Grand Prix Circuit

Circuit Length = 4.522 km

Start: 12:58 Flag 21:58 End: 22:03

Printed - 22:07 Saturday, 23 November 2019

# Kyalami 9 Hours

## RACE - LAP CHART

LAP 76 @ 15:13:00.239			LAP 77 @ 15:14:44.272			LAP 78 @ 15:16:28.123			LAP 79 @ 15:18:11.838			LAP 80 @ 15:19:55.769		
NO	BEHIND	LAP TIME	NO	BEHIND	LAP TIME	NO	BEHIND	LAP TIME	NO	BEHIND	LAP TIME	NO	BEHIND	LAP TIME
20		1:43.915	20		1:44.033	20		1:43.851	20		1:43.715	20		1:43.931
22	1 Lap	1:45.307	22	1 Lap	1:45.050	22	1 Lap	1:45.034	22	1 Lap	1:45.883	62	1 Lap	1:44.869
62	1 Lap	1:44.241	62	1 Lap	1:43.938	62	1 Lap	1:44.338	62	1 Lap	1:44.586	22	1 Lap	1:46.893
34	22.287	1:43.715	34	22.088	1:43.834	34	23.089	1:44.852	34	23.192	1:43.818	34	23.214	1:43.953
76	1 Lap	1:45.582	76	1 Lap	1:44.321	76	1 Lap	1:44.312	76	1 Lap	1:44.228	76	1 Lap	1:44.099
17	6 Laps	1:48.445	17	6 Laps	1:46.069	17	6 Laps	1:45.669	17	6 Laps	1:46.147	107	37.095	1:43.993
40	2 Laps	1:46.139	40	2 Laps	1:45.849	40	2 Laps	1:45.950	107	37.033	1:44.553	17	6 Laps	1:47.131
09	18 Laps	1:50.529	107	35.792	1:44.923	107	36.195	1:44.254	40	2 Laps	1:46.992	18	39.935	1:44.647
107	34.902	1:44.166	18	38.303	1:44.972	18	38.507	1:44.055	18	39.219	1:44.427	25	40.850	1:44.635
18	37.364	1:44.026	25	38.857	1:44.280	25	39.167	1:44.161	25	40.146	1:44.694	40	2 Laps	1:48.096
25	38.610	1:43.862	09	18 Laps	1:51.842	44	42.457	1:43.983	44	42.773	1:44.031	44	44.214	1:45.372
44	42.210	1:43.829	44	42.325	1:44.148	09	18 Laps	1:50.066	29	46.345	1:43.592	29	45.949	1:43.535
29	46.709	1:44.089	29	46.287	1:43.611	29	46.468	1:44.032	42	50.616	1:44.325	42	50.664	1:43.979
42	49.755	1:44.097	42	49.794	1:44.072	42	50.006	1:44.063	10	50.943	1:44.258	10	51.048	1:44.036
10	50.467	1:43.940	10	50.357	1:43.923	10	50.400	1:43.894	12	51.985	1:44.583	12	52.069	1:44.015
12	51.614	1:43.758	12	51.211	1:43.630	12	51.117	1:43.757	09	18 Laps	1:50.033	108	56.050	1:44.969
108	53.561	1:44.243	108	54.037	1:44.509	108	54.430	1:44.244	108	55.012	1:44.297	09	18 Laps	1:50.089
36	2 Laps	1:44.838	36	2 Laps	1:44.541	36	2 Laps	1:44.528	36	2 Laps	1:45.293	31	59.903	1:45.424
31	1:00.095	1:43.320	31	59.385	1:43.323	31	58.817	1:43.283	31	58.410	1:43.308	35	1:03.139	1:43.970
35	1:04.855	1:43.308	35	1:04.000	1:43.178	35	1:03.648	1:43.499	35	1:03.100	1:43.167	36	2 Laps	1:50.068
911	1:19.659	1:43.899	911	1:19.030	1:43.404	911	1:18.646	1:43.467	911	1:18.426	1:43.495	911	1:18.532	1:44.037
13	5 Laps	1:49.211	43	3 Laps	1:44.198	43	3 Laps	1:43.577	43	3 Laps	1:43.960	43	3 Laps	1:43.971
43	3 Laps	1:44.095	6	1:25.261	1:45.168	6	1:25.619	1:44.209	6	1:26.038	1:44.134	6	1:27.332	1:45.225
6	1:24.126	1:44.408	9	1 Lap	1:46.518	9	1 Lap	1:43.392	9	1 Lap	1:43.554	9	1 Lap	1:44.799
9	1 Lap	1:44.371	13	5 Laps	1:50.813	13	5 Laps	1:49.360	13	5 Laps	1:49.055			

Weather / Track : Showers / Wet

Kyalami Grand Prix Circuit  
 Circuit Length = 4.522 km  
 Start: 12:58 Flag 21:58 End: 22:03

# Kyalami 9 Hours

## RACE - LAP CHART

LAP 81 @ 15:21:39.898			LAP 82 @ 15:23:23.809			LAP 83 @ 15:25:07.630			LAP 84 @ 15:26:51.343			LAP 85 @ 15:28:35.127		
NO	BEHIND	LAP TIME	NO	BEHIND	LAP TIME	NO	BEHIND	LAP TIME	NO	BEHIND	LAP TIME	NO	BEHIND	LAP TIME
20		1:44.129	20		1:43.911	20		1:43.821	20		1:43.713	20		1:43.784
13	6 Laps	1:48.024	13	6 Laps	1:49.625	13	6 Laps	1:48.564	62	1 Lap	1:44.107	62	1 Lap	1:44.061
62	1 Lap	1:44.204	62	1 Lap	1:44.355	62	1 Lap	1:44.325	34	24.275	1:44.317	34	24.513	1:44.022
22	1 Lap	1:45.852	22	1 Lap	1:45.984	22	1 Lap	1:45.521	22	1 Lap	1:46.457	22	1 Lap	1:45.799
34	23.249	1:44.164	34	23.444	1:44.106	34	23.671	1:44.048	13	6 Laps	2:05.156	76	1 Lap	1:45.227
76	1 Lap	1:44.827	76	1 Lap	1:44.888	76	1 Lap	1:44.736	76	1 Lap	1:45.922	13	6 Laps	1:49.920
107	37.251	1:44.285	107	37.622	1:44.282	107	37.686	1:43.885	107	38.143	1:44.170	107	38.706	1:44.347
18	40.358	1:44.552	18	40.704	1:44.257	18	40.909	1:44.026	18	41.075	1:43.879	18	41.597	1:44.306
25	41.167	1:44.446	25	41.458	1:44.202	25	41.806	1:44.169	25	42.168	1:44.075	25	42.474	1:44.090
17	6 Laps	1:47.710	44	45.237	1:44.584	44	45.087	1:43.671	44	44.914	1:43.540	44	44.795	1:43.665
44	44.564	1:44.479	17	6 Laps	1:48.467	29	46.159	1:44.104	29	45.847	1:43.401	29	45.689	1:43.626
29	45.642	1:43.822	29	45.876	1:44.145	17	6 Laps	1:47.500	17	6 Laps	1:45.443	42	52.963	1:44.303
40	2 Laps	1:48.359	40	2 Laps	1:46.752	42	51.965	1:45.192	42	52.444	1:44.192	10	53.299	1:44.268
42	50.572	1:44.037	42	50.594	1:43.933	10	52.310	1:44.882	10	52.815	1:44.218	12	53.953	1:44.246
10	51.148	1:44.229	10	51.249	1:44.012	12	52.778	1:44.671	12	53.491	1:44.426	17	6 Laps	1:48.766
12	51.837	1:43.897	12	51.928	1:44.002	40	2 Laps	1:49.067	108	58.387	1:44.663	31	58.316	1:43.470
108	56.303	1:44.382	108	56.679	1:44.287	108	57.437	1:44.579	31	58.630	1:43.781	108	1:00.060	1:45.457
31	59.509	1:43.735	31	59.048	1:43.450	31	58.562	1:43.335	40	2 Laps	1:48.595	40	2 Laps	1:47.929
35	1:02.972	1:43.962	35	1:02.535	1:43.474	35	1:02.569	1:43.855	35	1:03.231	1:44.375	35	1:04.167	1:44.720
36	2 Laps	1:45.743	36	2 Laps	1:45.348	36	2 Laps	1:45.114	36	2 Laps	1:45.383	36	2 Laps	1:45.281
09	18 Laps	1:52.208	09	18 Laps	1:50.374	911	1:18.187	1:43.786	911	1:18.363	1:43.889	188	82 Laps	2:27:16.944 P
911	1:18.125	1:43.722	911	1:18.222	1:44.008	09	18 Laps	1:52.714	43	3 Laps	1:46.018	911	1:18.356	1:43.777
43	3 Laps	1:43.698	43	3 Laps	1:43.719	43	3 Laps	1:44.033	9	1 Lap	1:44.510	43	3 Laps	1:43.821
9	1 Lap	1:43.883	9	1 Lap	1:43.797	9	1 Lap	1:44.013	6	1:30.567	1:44.526	9	1 Lap	1:43.881
6	1:28.698	1:45.495	6	1:29.336	1:44.549	6	1:29.754	1:44.239	09	18 Laps	1:53.912	6	1:31.292	1:44.509

Weather / Track : Showers / Wet

Kyalami Grand Prix Circuit  
 Circuit Length = 4.522 km  
 Start: 12:58 Flag 21:58 End: 22:03

# Kyalami 9 Hours

## RACE - LAP CHART

LAP 86 @ 15:30:18.708			LAP 87 @ 15:32:02.546			LAP 88 @ 15:33:46.532			LAP 89 @ 15:36:51.446			LAP 90 @ 15:40:14.071		
NO	BEHIND	LAP TIME	NO	BEHIND	LAP TIME	NO	BEHIND	LAP TIME	NO	BEHIND	LAP TIME	NO	BEHIND	LAP TIME
20		1:43.581	20		1:43.838	20		1:43.986	20		3:04.914 P	20		3:22.625
62	1 Lap	1:43.945	62	1 Lap	1:44.168	62	1 Lap	1:43.973	76	1 Lap	3:02.129 P	76	1 Lap	3:22.382
34	24.632	1:43.700	34	24.841	1:44.047	34	25.143	1:44.288	44	47.611	3:06.221 P	44	47.809	3:22.823
22	1 Lap	1:45.233	22	1 Lap	1:45.963	22	1 Lap	1:45.849	34	52.234	3:32.005 P	34	53.296	3:23.687
76	1 Lap	1:44.639	76	1 Lap	1:44.372	76	1 Lap	1:44.135	12	1:01.813	3:10.917 P	12	1:01.004	3:21.816
107	39.259	1:44.134	107	39.719	1:44.298	107	39.717	1:43.984	31	1:04.870	3:11.797 P	31	1:04.072	3:21.827
25	43.644	1:44.751	25	44.246	1:44.440	25	43.936	1:43.676	09	20 Laps	3:04.749	09	20 Laps	3:24.571
18	43.786	1:45.770	18	45.559	1:45.611	18	45.843	1:44.270	107	1:13.568	3:38.765 P	107	1:16.455	3:25.512
13	6 Laps	1:50.216	44	46.039	1:44.589	44	46.304	1:44.251	40	2 Laps	3:04.416	22	1 Lap	3:25.739
44	45.288	1:44.074	29	46.437	1:44.540	29	46.643	1:44.192	22	1 Lap	3:48.401 P	25	1:26.164	3:22.244
29	45.735	1:43.627	09	20 Laps	4:29.821 P	42	55.028	1:45.444	25	1:26.545	3:47.523 P	35	1:27.114	3:20.680
42	53.409	1:44.027	13	6 Laps	1:49.888	12	55.810	1:45.138	35	1:29.059	3:29.414 P	18	1:27.791	3:19.543
10	53.754	1:44.036	42	53.570	1:43.999	31	57.987	1:44.026	18	1:30.873	3:49.944 P	911	1:41.786	3:21.885
12	54.377	1:44.005	10	53.839	1:43.923	108	1:03.540	1:45.525	911	1:42.526	3:28.795 P	29	1:47.729	3:21.946
31	58.234	1:43.499	12	54.658	1:44.119	35	1:04.559	1:44.462	29	1:48.408	4:06.679 P	10	1:51.621	3:21.135
17	6 Laps	1:46.876	31	57.947	1:43.551	17	6 Laps	1:48.837	10	1:53.111	3:22.106	43	3 Laps	3:22.212
108	1:00.856	1:44.377	108	1:02.001	1:44.983	09	20 Laps	2:04.174	43	3 Laps	3:31.915 P	42	1:59.150	3:22.543
35	1:04.076	1:43.490	35	1:04.083	1:43.845	40	2 Laps	1:47.723	42	1:59.232	4:09.118 P	36	2 Laps	3:28.546
40	2 Laps	1:48.547	17	6 Laps	1:48.816	36	2 Laps	1:45.713	36	2 Laps	3:57.152 P	188	82 Laps	3:20.762
36	2 Laps	1:45.352	40	2 Laps	1:47.409	911	1:18.645	1:43.922	188	82 Laps	3:20.662	6	2:26.360	3:21.042
911	1:18.532	1:43.757	36	2 Laps	1:45.127	43	3 Laps	1:44.354	6	2:27.943	3:22.020	108	2:27.477	3:21.567
43	3 Laps	1:44.454	911	1:18.709	1:44.015	9	1 Lap	1:43.926	108	2:28.535	4:29.909 P	40	2 Laps	4:43.641 P
9	1 Lap	1:45.254	43	3 Laps	1:44.118	10	1:35.919	2:26.066 P	17	6 Laps	4:40.984 P	17	6 Laps	3:49.073
6	1:32.554	1:44.843	9	1 Lap	1:43.940	188	82 Laps	2:02.179	9	1 Lap	4:27.307 P	9	1 Lap	3:42.555
188	82 Laps	2:03.466	6	1:33.306	1:44.590	6	2:10.837	2:21.517 P	62	3:11.754	3:22.400	62	3:12.752	3:23.623
			188	82 Laps	1:50.918	62	2:54.268	2:36.139 P				SC	89 Laps	2:42:46.150

Weather / Track : Showers / Wet

Kyalami Grand Prix Circuit

Circuit Length = 4.522 km

Start: 12:58 Flag 21:58 End: 22:03

# Kyalami 9 Hours

## RACE - LAP CHART

LAP 91 @ 15:43:31.434			LAP 92 @ 15:46:25.598			LAP 93 @ 15:48:44.638			LAP 94 @ 15:51:09.567			LAP 95 @ 15:52:54.248		
NO	BEHIND	LAP TIME	NO	BEHIND	LAP TIME	NO	BEHIND	LAP TIME	NO	BEHIND	LAP TIME	NO	BEHIND	LAP TIME
20		3:17.363	20		2:54.164	20		2:19.040	20		2:24.929	20		1:44.681
76	1 Lap	3:00.601	76	1 Lap	2:39.373	76	1 Lap	2:18.736	76	1 Lap	2:25.247	34	2.842	1:45.881
44	23.769	2:53.323	44	1.819	2:32.214	44	1.749	2:18.970	44	1.354	2:24.534	12	3.168	1:45.800
34	27.053	2:51.120	34	2.584	2:29.695	34	2.304	2:18.760	34	1.642	2:24.267	76	1 Lap	1:47.132
12	31.933	2:48.292	12	3.856	2:26.087	12	3.091	2:18.275	12	2.049	2:23.887	31	3.530	1:45.788
31	32.695	2:45.986	31	5.107	2:26.576	31	4.629	2:18.562	31	2.423	2:22.723	44	4.331	1:47.658
09	20 Laps	2:52.597	09	20 Laps	2:11.833	09	20 Laps	2:18.664	SC	90 Laps	2:28.898 P	107	5.332	1:44.760
107	48.392	2:49.300	107	6.623	2:12.395	107	6.076	2:18.493	09	20 Laps	2:24.603	25	7.306	1:46.015
22	1 Lap	2:47.151	22	1 Lap	2:12.681	22	1 Lap	2:18.344	107	5.253	2:24.106	22	1 Lap	1:47.026
25	50.371	2:41.570	25	8.033	2:11.826	25	7.697	2:18.704	22	1 Lap	2:23.617	35	8.248	1:46.410
35	51.950	2:42.199	35	8.884	2:11.098	35	8.688	2:18.844	25	5.972	2:23.204	29	8.909	1:46.224
18	52.908	2:42.480	18	9.618	2:10.874	18	9.534	2:18.956	35	6.519	2:22.760	18	10.158	1:48.012
911	53.490	2:29.067	911	10.614	2:11.288	911	10.224	2:18.650	18	6.827	2:22.222	911	10.605	1:48.094
29	54.214	2:23.848	29	11.292	2:11.242	29	10.700	2:18.448	911	7.192	2:21.897	42	10.960	1:46.657
10	1:03.284	2:29.026	10	12.291	2:03.171	10	11.475	2:18.224	29	7.366	2:21.595	10	11.359	1:48.168
43	3 Laps	2:31.020	43	3 Laps	2:00.637	43	3 Laps	2:18.329	10	7.872	2:21.326	43	3 Laps	1:48.087
42	1:07.727	2:25.940	42	14.728	2:01.165	42	13.804	2:18.116	43	3 Laps	2:20.906	36	2 Laps	1:46.442
36	2 Laps	2:18.849	36	2 Laps	1:54.051	36	2 Laps	2:17.655	42	8.984	2:20.109	108	14.499	1:45.270
188	82 Laps	2:18.896	188	82 Laps	1:53.480	188	82 Laps	2:17.402	36	2 Laps	2:22.216	6	16.397	1:47.273
6	1:17.826	2:08.829	6	17.475	1:53.813	6	16.033	2:17.598	188	82 Laps	2:23.210	09	20 Laps	1:56.083
108	1:18.427	2:08.313	108	18.270	1:54.007	108	16.796	2:17.566	6	13.805	2:22.701	9	1 Lap	1:45.743
40	2 Laps	2:16.754	40	2 Laps	1:47.894	40	2 Laps	2:07.867	108	13.910	2:22.043	62	18.231	1:46.724
9	1 Lap	2:15.608	9	1 Lap	1:45.648	9	1 Lap	1:45.019	40	2 Laps	2:21.832	40	2 Laps	1:51.015
62	2:11.769	2:16.380	62	1:04.389	1:46.784	62	31.041	1:45.692	9	1 Lap	2:12.495	188	82 Laps	2:05.666 P
17	6 Laps	2:29.954	17	6 Laps	2:06.514	17	6 Laps	2:00.884	62	16.188	2:10.076	17	6 Laps	1:57.440
SC	89 Laps	2:54.743	SC	89 Laps	2:19.145				17	6 Laps	1:58.302			

Weather / Track : Showers / Wet

# Kyalami 9 Hours

## RACE - LAP CHART

LAP 96 @ 15:54:38.147			LAP 97 @ 15:56:22.421			LAP 98 @ 15:58:06.328			LAP 99 @ 15:59:50.796			LAP 100 @ 16:01:34.671		
NO	BEHIND	LAP TIME	NO	BEHIND	LAP TIME	NO	BEHIND	LAP TIME	NO	BEHIND	LAP TIME	NO	BEHIND	LAP TIME
20		1:43.899	20		1:44.274	20		1:43.907	20		1:44.468	20		1:43.875
34	2.570	1:43.627	34	1.881	1:43.585	34	1.427	1:43.453	34	0.499	1:43.540	34	0.665	1:44.041
12	3.636	1:44.367	12	3.649	1:44.287	31	3.629	1:43.470	31	2.572	1:43.411	31	2.085	1:43.388
31	4.104	1:44.473	31	4.066	1:44.236	12	4.599	1:44.857	17	7 Laps	2:00.593	12	4.463	1:44.098
76	1 Lap	1:45.413	76	1 Lap	1:44.746	76	1 Lap	1:44.349	12	4.240	1:44.109	76	1 Lap	1:44.488
44	5.585	1:45.153	44	6.151	1:44.840	44	7.250	1:45.006	76	1 Lap	1:44.302	107	8.359	1:44.035
107	6.029	1:44.596	107	6.601	1:44.846	107	7.612	1:44.918	107	8.199	1:45.055	25	9.268	1:44.547
25	7.615	1:44.208	25	7.510	1:44.169	25	8.356	1:44.753	25	8.596	1:44.708	35	9.807	1:44.351
35	8.930	1:44.581	35	8.499	1:43.843	35	9.007	1:44.415	35	9.331	1:44.792	18	12.073	1:44.521
29	9.433	1:44.423	18	11.408	1:44.597	18	11.716	1:44.215	18	11.427	1:44.179	911	12.883	1:44.381
22	1 Lap	1:46.788	911	12.208	1:44.821	911	12.705	1:44.404	911	12.377	1:44.140	42	13.406	1:44.381
18	11.085	1:44.826	42	12.572	1:44.823	42	13.121	1:44.456	42	12.900	1:44.247	10	14.190	1:44.444
911	11.661	1:44.955	10	13.212	1:44.967	10	13.818	1:44.513	10	13.621	1:44.271	22	1 Lap	1:45.186
42	12.023	1:44.962	22	1 Lap	1:47.636	22	1 Lap	1:45.079	22	1 Lap	1:44.819	43	3 Laps	1:45.063
10	12.519	1:45.059	43	3 Laps	1:45.520	43	3 Laps	1:45.119	43	3 Laps	1:45.323	108	18.298	1:45.144
43	3 Laps	1:45.255	108	15.551	1:44.738	108	16.297	1:44.653	108	17.029	1:45.200	9	1 Lap	1:45.374
108	15.087	1:44.487	9	1 Lap	1:43.707	9	1 Lap	1:44.325	9	1 Lap	1:45.169	6	21.510	1:45.970
9	1 Lap	1:44.173	6	18.765	1:44.514	6	19.167	1:44.309	6	19.415	1:44.716	62	23.618	1:44.801
6	18.525	1:46.027	36	2 Laps	1:45.854	62	22.601	1:45.480	62	22.692	1:44.559	29	28.349	1:46.402
36	2 Laps	1:49.565	62	21.028	1:45.607	36	2 Laps	1:46.997	36	2 Laps	1:45.340	36	2 Laps	1:47.792
62	19.695	1:45.363	29	21.864	1:56.705 P	29	26.842	1:48.885	29	25.822	1:43.448	40	2 Laps	1:48.067
09	20 Laps	1:52.302	40	2 Laps	1:46.226	40	2 Laps	1:46.050	40	2 Laps	1:46.519	17	7 Laps	2:18.454
40	2 Laps	1:47.267	09	20 Laps	1:51.255	09	20 Laps	1:50.932	09	20 Laps	1:50.973	09	20 Laps	1:52.445
188	82 Laps	1:54.504	188	82 Laps	1:47.182	188	82 Laps	1:45.761	188	82 Laps	1:46.806	188	82 Laps	1:47.130
17	6 Laps	1:57.029	17	6 Laps	1:56.870									

Weather / Track : Showers / Wet

Kyalami Grand Prix Circuit  
Circuit Length = 4.522 km  
Start: 12:58 Flag 21:58 End: 22:03



# Kyalami 9 Hours

## RACE - LAP CHART

LAP 101 @ 16:03:18.325			LAP 102 @ 16:05:16.923			LAP 103 @ 16:08:44.247			LAP 104 @ 16:12:05.929			LAP 105 @ 16:14:36.803		
NO	BEHIND	LAP TIME	NO	BEHIND	LAP TIME	NO	BEHIND	LAP TIME	NO	BEHIND	LAP TIME	NO	BEHIND	LAP TIME
20		1:43.654	20		1:58.598	20		3:27.324 P	20		3:21.682	20		2:30.874
34	0.667	1:43.656	31	1.442	1:57.857	31	1.221	3:27.103 P	31	0.893	3:21.354	31	0.597	2:30.578
31	2.183	1:43.752	34	7.675	2:05.606 P	34	2.207	3:21.856	34	1.674	3:21.149	34	0.988	2:30.188
12	4.483	1:43.674	12	8.188	2:02.303	76	1 Lap	3:20.945	76	1 Lap	3:21.830	76	1 Lap	2:24.985
76	1 Lap	1:44.067	76	1 Lap	2:05.714	107	8.123	3:20.343	107	8.351	3:21.910	107	2.624	2:25.147
107	8.799	1:44.094	107	15.104	2:04.903	12	8.197	3:27.333 P	12	9.310	3:22.795	12	3.595	2:25.159
25	9.760	1:44.146	25	18.344	2:07.182	25	11.260	3:20.240	25	9.946	3:20.368	25	4.574	2:25.502
35	10.435	1:44.282	35	19.038	2:07.201	35	12.062	3:20.348	35	10.645	3:20.265	35	5.400	2:25.629
18	12.622	1:44.203	18	26.957	2:12.933	18	19.246	3:19.613	18	18.153	3:20.589	18	7.576	2:20.297
911	13.232	1:44.003	911	30.794	2:16.160	10	26.036	3:21.260	108	3 Laps	3:20.982	43	3 Laps	2:08.056
42	13.713	1:43.961	10	32.100	2:16.253	43	3 Laps	3:20.827	108	31.501	3:20.797	108	8.995	2:08.368
10	14.445	1:43.909	42	38.261	2:23.146 P	108	32.386	3:20.816	42	32.381	3:20.866	42	9.747	2:08.240
22	1 Lap	1:44.604	43	3 Laps	2:18.392	42	33.197	3:22.260	911	45.451	3:19.582	911	10.419	1:55.842
43	3 Laps	1:44.495	108	38.894	2:18.368	911	47.551	3:44.081 P	22	1 Lap	3:12.784	22	1 Lap	1:56.409
108	19.124	1:44.480	9	1 Lap	2:18.646	22	1 Lap	3:21.520	36	2 Laps	3:11.108	36	2 Laps	1:55.278
9	1 Lap	1:44.460	62	49.358	2:23.581	36	2 Laps	3:20.540	9	1 Lap	3:11.438	9	1 Lap	1:54.506
6	22.612	1:44.756	22	1 Lap	2:41.778 P	9	1 Lap	3:47.735 P	6	50.376	3:08.977	6	14.509	1:55.007
62	24.375	1:44.411	36	2 Laps	2:33.352	6	1:03.081	3:22.315	10	58.727	3:54.373 P	40	2 Laps	1:50.304
29	28.560	1:43.865	6	1:08.090	2:44.076 P	40	2 Laps	3:21.275	40	2 Laps	3:10.260	10	21.270	1:53.417
36	2 Laps	1:46.202	40	2 Laps	2:37.754	188	82 Laps	3:20.176	188	82 Laps	2:45.419	188	82 Laps	1:48.689
40	2 Laps	1:46.667	188	82 Laps	3:00.185	62	1:56.953	4:34.919 P	62	1:24.684	2:49.413	62	49.279	1:55.469
17	7 Laps	2:05.628	17	7 Laps	3:13.505	17	7 Laps	3:24.586	17	7 Laps	3:04.515	17	7 Laps	2:03.796
188	82 Laps	1:48.287	29	2:14.395	3:44.433 P	29	2:12.084	3:25.013	29	1:54.649	3:04.247	29	1:27.639	2:03.864
09	20 Laps	1:53.266	09	20 Laps	3:13.080	09	20 Laps	4:08.220 P	09	20 Laps	2:28.404	09	20 Laps	2:30.489
									SC	99 Laps	23:23.125	SC	99 Laps	2:17.266

Weather / Track : Showers / Wet

Results can be found at [www.tsl-timing.com](http://www.tsl-timing.com)

Page 21 of 52

Kyalami Grand Prix Circuit

Circuit Length = 4.522 km

Start: 12:58 Flag 21:58 End: 22:03

Printed - 22:07 Saturday, 23 November 2019

# Kyalami 9 Hours

## RACE - LAP CHART

LAP 106 @ 16:16:54.390			LAP 107 @ 16:19:19.147			LAP 108 @ 16:21:37.360			LAP 109 @ 16:23:52.488			LAP 110 @ 16:26:08.559		
NO	BEHIND	LAP TIME	NO	BEHIND	LAP TIME	NO	BEHIND	LAP TIME	NO	BEHIND	LAP TIME	NO	BEHIND	LAP TIME
20		2:17.587	20		2:24.757	20		2:18.213	20		2:15.128	20		2:16.071
31	0.641	2:17.631	31	1.121	2:25.237	31	0.905	2:17.997	31	1.025	2:15.248	31	0.647	2:15.693
34	1.236	2:17.835	34	1.925	2:25.446	34	1.231	2:17.519	34	1.620	2:15.517	34	1.169	2:15.620
76	1 Lap	2:18.088	76	1 Lap	2:25.377	76	1 Lap	2:17.536	76	1 Lap	2:15.314	76	1 Lap	2:15.698
107	2.909	2:17.872	107	3.969	2:25.817	107	2.956	2:17.200	107	4.282	2:16.454	107	3.368	2:15.157
12	3.914	2:17.906	12	5.280	2:26.123	12	4.031	2:16.964	12	4.856	2:15.953	12	4.099	2:15.314
25	4.591	2:17.604	25	6.252	2:26.418	35	4.769	2:15.590	35	5.822	2:16.181	35	4.876	2:15.125
35	5.521	2:17.708	35	7.392	2:26.628	18	5.435	2:15.506	43	3 Laps	2:15.317	43	3 Laps	2:14.882
18	6.483	2:16.494	18	8.142	2:26.416	43	3 Laps	2:15.187	108	7.172	2:15.198	108	6.286	2:15.185
43	3 Laps	2:16.324	43	3 Laps	2:27.182	108	7.102	2:15.207	42	7.775	2:15.025	42	7.599	2:15.895
108	7.834	2:16.426	108	10.108	2:27.031	42	7.878	2:15.073	911	8.268	2:14.935	911	8.250	2:16.053
42	8.278	2:16.118	42	11.018	2:27.497	911	8.461	2:14.539	22	1 Lap	2:14.830	22	1 Lap	2:15.323
911	8.882	2:16.050	911	12.135	2:28.010	22	1 Lap	2:14.510	36	2 Laps	2:14.764	36	2 Laps	2:15.636
22	1 Lap	2:15.791	22	1 Lap	2:28.045	36	2 Laps	2:14.398	9	1 Lap	2:14.579	9	1 Lap	2:15.624
36	2 Laps	2:15.922	36	2 Laps	2:27.931	9	1 Lap	2:14.506	40	2 Laps	2:13.459	40	2 Laps	2:14.411
9	1 Lap	2:15.923	9	1 Lap	2:27.908	6	13.283	2:14.446	10	14.253	2:12.917	10	12.204	2:14.022
6	12.887	2:15.965	6	17.050	2:28.920	40	2 Laps	2:14.250	188	82 Laps	2:12.693	62	15.744	2:14.086
40	2 Laps	2:11.907	40	2 Laps	2:29.592	10	16.464	2:14.976	62	17.729	2:12.432	17	7 Laps	2:18.345
10	14.261	2:10.578	10	19.701	2:30.197	188	82 Laps	2:14.846	17	7 Laps	2:01.454	29	30.413	1:55.230
188	82 Laps	1:56.889	188	82 Laps	2:30.477	62	20.425	2:15.101	29	51.254	2:35.814 P	25	57.116	1:46.005
62	21.930	1:50.238	62	23.537	2:26.364	29	30.568	1:58.992	18	1:24.796	3:34.489 P	18	1:03.076	1:54.351
17	7 Laps	2:03.200	17	7 Laps	2:00.531	17	7 Laps	2:02.275	25	1:27.182	1:54.011	6	1:06.539	1:51.580
29	1:13.413	2:03.361	29	49.789	2:01.133	25	1:48.299	4:00.260 P	6	1:31.030	3:32.875 P	188	82 Laps	3:33.270 P
SC	99 Laps	2:25.291	SC	99 Laps	2:17.618	SC	99 Laps	2:15.211	SC	99 Laps	2:15.892			

Weather / Track : Showers / Wet

# Kyalami 9 Hours

## RACE - LAP CHART

LAP 111 @ 16:28:27.975			LAP 112 @ 16:30:11.726			LAP 113 @ 16:31:55.211			LAP 114 @ 16:33:38.610			LAP 115 @ 16:35:22.094		
NO	BEHIND	LAP TIME	NO	BEHIND	LAP TIME	NO	BEHIND	LAP TIME	NO	BEHIND	LAP TIME	NO	BEHIND	LAP TIME
20		2:19.416	20		1:43.751	20		1:43.485	20		1:43.399	20		1:43.484
31	1.409	2:20.178	34	2.747	1:44.825	34	2.444	1:43.182	34	2.237	1:43.192	34	2.108	1:43.355
34	1.673	2:19.920	31	3.277	1:45.619	31	3.257	1:43.465	31	3.164	1:43.306	31	2.864	1:43.184
76	1 Lap	2:19.521	76	1 Lap	1:45.889	76	1 Lap	1:43.950	76	1 Lap	1:43.559	76	1 Lap	1:43.757
107	2.784	2:18.832	17	8 Laps	3:46.403 P	107	5.242	1:43.864	107	5.641	1:43.798	107	6.105	1:43.948
12	3.177	2:18.494	107	4.863	1:45.830	12	6.068	1:44.176	12	6.426	1:43.757	12	6.772	1:43.830
35	3.858	2:18.398	12	5.377	1:45.951	35	6.742	1:44.384	35	7.204	1:43.861	35	7.496	1:43.776
43	3 Laps	2:18.259	35	5.843	1:45.736	42	7.286	1:44.426	42	7.628	1:43.741	42	8.018	1:43.874
108	4.663	2:17.793	42	6.345	1:44.938	108	7.788	1:44.734	108	8.271	1:43.882	108	8.573	1:43.786
42	5.158	2:16.975	108	6.539	1:45.627	911	8.354	1:44.652	911	9.035	1:44.080	911	9.651	1:44.100
911	5.537	2:16.703	911	7.187	1:45.401	43	3 Laps	1:44.884	43	3 Laps	1:44.499	43	3 Laps	1:44.186
22	1 Lap	2:16.612	43	3 Laps	1:47.184	22	1 Lap	1:44.825	22	1 Lap	1:45.030	9	1 Lap	1:43.777
36	2 Laps	2:16.702	22	1 Lap	1:46.464	9	1 Lap	1:44.084	9	1 Lap	1:44.669	10	13.133	1:44.334
SC	100 Laps	2:27.977 P	9	1 Lap	1:46.269	10	11.388	1:44.212	10	12.283	1:44.294	22	1 Lap	1:46.117
9	1 Lap	2:16.391	10	10.661	1:45.362	36	2 Laps	1:46.064	36	2 Laps	1:44.926	36	2 Laps	1:44.475
40	2 Laps	2:16.866	36	2 Laps	1:47.590	62	15.851	1:46.048	62	16.719	1:44.267	62	17.273	1:44.038
10	9.050	2:16.262	62	13.288	1:47.301	40	2 Laps	1:46.778	40	2 Laps	1:45.280	29	20.266	1:44.346
62	9.738	2:13.410	40	2 Laps	1:48.598	29	18.534	1:44.699	29	19.404	1:44.269	40	2 Laps	1:46.699
29	16.024	2:05.027	29	17.320	1:45.047	25	23.059	1:44.336	25	23.115	1:43.455	25	23.556	1:43.925
25	21.986	1:44.286	25	22.208	1:43.973	17	8 Laps	2:03.254	17	8 Laps	1:47.366	18	29.261	1:43.595
18	28.363	1:44.703	18	28.502	1:43.890	18	28.949	1:43.932	18	29.150	1:43.600	17	8 Laps	1:46.799
6	31.948	1:44.825	6	32.243	1:44.046	6	32.960	1:44.202	6	33.970	1:44.409	6	34.371	1:43.885
188	82 Laps	1:59.259	188	82 Laps	1:47.646	188	82 Laps	1:47.390	188	82 Laps	1:46.708	188	82 Laps	1:46.489

Weather / Track : Showers / Wet

Kyalami Grand Prix Circuit  
 Circuit Length = 4.522 km  
 Start: 12:58 Flag 21:58 End: 22:03

# Kyalami 9 Hours

## RACE - LAP CHART

LAP 116 @ 16:37:05.364			LAP 117 @ 16:38:48.554			LAP 118 @ 16:40:31.777			LAP 119 @ 16:42:15.292			LAP 120 @ 16:43:58.746		
NO	BEHIND	LAP TIME	NO	BEHIND	LAP TIME	NO	BEHIND	LAP TIME	NO	BEHIND	LAP TIME	NO	BEHIND	LAP TIME
20		1:43.270	20		1:43.190	20		1:43.223	20		1:43.515	20		1:43.454
34	1.998	1:43.160	34	1.858	1:43.050	34	1.642	1:43.007	34	1.067	1:42.940	34	0.724	1:43.111
31	2.629	1:43.035	31	2.456	1:43.017	31	2.130	1:42.897	31	1.927	1:43.312	31	1.644	1:43.171
76	1 Lap	1:43.587	107	7.029	1:43.618	107	7.219	1:43.413	12	8.110	1:43.676	12	8.041	1:43.385
107	6.601	1:43.766	12	7.718	1:43.525	12	7.949	1:43.454	42	9.677	1:43.483	42	9.454	1:43.231
12	7.383	1:43.881	35	8.717	1:43.873	35	8.790	1:43.296	911	11.906	1:43.482	911	11.813	1:43.361
35	8.034	1:43.808	42	9.364	1:43.940	42	9.709	1:43.568	9	1 Lap	1:43.715	9	1 Lap	1:43.366
42	8.614	1:43.866	108	10.161	1:43.975	911	11.939	1:43.850	10	14.998	1:43.667	10	15.347	1:43.803
108	9.376	1:44.073	911	11.312	1:43.902	43	3 Laps	1:43.902	22	1 Lap	1:44.971	22	1 Lap	1:44.635
911	10.600	1:44.219	43	3 Laps	1:43.978	9	1 Lap	1:43.790	62	21.031	1:43.866	62	21.635	1:44.058
43	3 Laps	1:44.088	9	1 Lap	1:43.826	10	14.846	1:43.932	29	24.747	1:44.762	29	25.424	1:44.131
9	1 Lap	1:44.045	10	14.137	1:43.816	22	1 Lap	1:44.351	25	25.254	1:43.591	25	25.935	1:44.135
10	13.511	1:43.648	22	1 Lap	1:44.568	62	20.680	1:43.649	40	2 Laps	1:44.707	18	30.699	1:44.154
22	1 Lap	1:44.909	62	20.254	1:45.006	36	2 Laps	1:44.433	18	29.999	1:43.456	6	38.615	1:44.611
36	2 Laps	1:45.208	36	2 Laps	1:46.108	29	23.500	1:43.661	6	37.458	1:43.579	17	8 Laps	1:46.583
62	18.438	1:44.435	29	23.062	1:44.208	25	25.178	1:43.421	17	8 Laps	1:46.183	108	55.615	1:43.983
29	22.044	1:45.048	25	24.980	1:43.766	40	2 Laps	1:44.702	108	55.086	1:49.757	107	1:37.536	1:52.167
40	2 Laps	1:45.173	40	2 Laps	1:46.075	18	30.058	1:43.321	107	1:28.823	3:05.119 P			
25	24.404	1:44.118	18	29.960	1:43.365	6	37.394	1:44.222	43	3 Laps	3:05.575 P			
18	29.785	1:43.794	17	8 Laps	1:45.127	17	8 Laps	1:46.540	188	82 Laps	1:46.754			
17	8 Laps	1:45.317	6	36.395	1:44.303	108	48.844	2:21.906 P	35	1:42.337	3:17.062 P			
6	35.282	1:44.181	76	1 Lap	3:05.718 P	188	82 Laps	1:46.808	76	1 Lap	1:45.539			
188	82 Laps	1:45.732	188	82 Laps	1:46.827	76	1 Lap	1:56.400						

Weather / Track : Showers / Wet

# Kyalami 9 Hours

## RACE - LAP CHART

LAP 121 @ 16:45:42.202			LAP 122 @ 16:47:25.467			LAP 123 @ 16:49:08.826			LAP 124 @ 16:50:52.275			LAP 125 @ 16:52:35.507		
NO	BEHIND	LAP TIME	NO	BEHIND	LAP TIME	NO	BEHIND	LAP TIME	NO	BEHIND	LAP TIME	NO	BEHIND	LAP TIME
<b>20</b>		1:43.456	<b>20</b>		1:43.265	<b>20</b>		1:43.359	<b>20</b>		1:43.449	<b>20</b>		1:43.232
<b>188</b>	83 Laps	1:47.921	<b>36</b>	5 Laps	6:31.644 P	<b>34</b>	1.127	1:43.704	<b>34</b>	1.205	1:43.527	<b>34</b>	1.199	1:43.226
<b>34</b>	0.679	1:43.411	<b>34</b>	0.782	1:43.368	<b>31</b>	1.496	1:43.297	<b>31</b>	1.548	1:43.501	<b>31</b>	1.646	1:43.330
<b>31</b>	1.626	1:43.438	<b>31</b>	1.558	1:43.197	<b>12</b>	8.918	1:44.026	<b>12</b>	8.958	1:43.489	<b>12</b>	8.995	1:43.269
<b>76</b>	2 Laps	1:48.616	<b>76</b>	2 Laps	1:45.122	<b>76</b>	2 Laps	1:47.912	<b>42</b>	12.403	1:44.159	<b>42</b>	12.606	1:43.435
<b>12</b>	8.182	1:43.597	<b>12</b>	8.251	1:43.334	<b>42</b>	11.693	1:44.615	<b>76</b>	2 Laps	1:44.853	<b>76</b>	2 Laps	1:44.604
<b>42</b>	10.177	1:44.179	<b>42</b>	10.437	1:43.525	<b>36</b>	5 Laps	1:55.950	<b>36</b>	5 Laps	1:44.133	<b>36</b>	5 Laps	1:44.798
<b>911</b>	12.958	1:44.601	<b>188</b>	83 Laps	1:53.404	<b>911</b>	14.382	1:44.192	<b>911</b>	14.587	1:43.654	<b>911</b>	15.313	1:43.958
<b>40</b>	3 Laps	3:11.705 P	<b>911</b>	13.549	1:43.856	<b>35</b>	1 Lap	1:43.939	<b>35</b>	1 Lap	1:43.280	<b>35</b>	1 Lap	1:43.473
<b>35</b>	1 Lap	1:59.420	<b>35</b>	1 Lap	1:43.586	<b>9</b>	1 Lap	1:44.378	<b>9</b>	1 Lap	1:43.766	<b>9</b>	1 Lap	1:43.739
<b>9</b>	1 Lap	1:44.477	<b>9</b>	1 Lap	1:44.221	<b>10</b>	17.590	1:44.334	<b>10</b>	18.326	1:44.185	<b>10</b>	18.911	1:43.817
<b>10</b>	15.913	1:44.022	<b>10</b>	16.615	1:43.967	<b>188</b>	83 Laps	1:52.077	<b>188</b>	83 Laps	1:47.205	<b>188</b>	83 Laps	1:46.712
<b>43</b>	4 Laps	2:12.940	<b>62</b>	25.983	1:45.815	<b>62</b>	26.963	1:44.339	<b>62</b>	27.978	1:44.464	<b>62</b>	28.398	1:43.652
<b>22</b>	1 Lap	1:45.473	<b>22</b>	1 Lap	1:47.054	<b>25</b>	27.957	1:44.144	<b>25</b>	28.415	1:43.907	<b>25</b>	28.934	1:43.751
<b>62</b>	23.433	1:45.254	<b>25</b>	27.172	1:44.658	<b>29</b>	28.905	1:44.401	<b>29</b>	29.025	1:43.569	<b>29</b>	29.941	1:44.148
<b>25</b>	25.779	1:43.300	<b>29</b>	27.863	1:44.192	<b>22</b>	1 Lap	1:46.644	<b>22</b>	1 Lap	1:44.648	<b>22</b>	1 Lap	1:44.323
<b>29</b>	26.936	1:44.968	<b>40</b>	3 Laps	1:58.099	<b>18</b>	32.170	1:44.225	<b>18</b>	32.452	1:43.731	<b>18</b>	33.060	1:43.840
<b>18</b>	30.830	1:43.587	<b>18</b>	31.304	1:43.739	<b>40</b>	3 Laps	1:48.887	<b>40</b>	3 Laps	1:47.549	<b>40</b>	3 Laps	1:46.579
<b>6</b>	39.291	1:44.132	<b>43</b>	4 Laps	1:56.607	<b>6</b>	41.168	1:44.178	<b>6</b>	41.743	1:44.024	<b>6</b>	43.068	1:44.557
<b>17</b>	8 Laps	1:45.704	<b>6</b>	40.349	1:44.323	<b>43</b>	4 Laps	1:54.208	<b>43</b>	4 Laps	1:50.413	<b>43</b>	4 Laps	1:50.215
<b>108</b>	56.027	1:43.868	<b>17</b>	8 Laps	1:45.642	<b>17</b>	8 Laps	1:45.832	<b>17</b>	8 Laps	1:46.951	<b>108</b>	59.564	1:45.212
<b>107</b>	1:37.603	1:43.523	<b>108</b>	56.816	1:44.054	<b>108</b>	57.340	1:43.883	<b>108</b>	57.584	1:43.693	<b>17</b>	8 Laps	1:48.120
			<b>107</b>	1:38.207	1:43.869	<b>107</b>	1:38.417	1:43.569	<b>107</b>	1:38.524	1:43.556	<b>107</b>	1:38.944	1:43.652

Weather / Track : Showers / Wet

# Kyalami 9 Hours

## RACE - LAP CHART

LAP 126 @ 16:54:18.878			LAP 127 @ 16:56:01.912			LAP 128 @ 16:57:45.143			LAP 129 @ 16:59:28.476			LAP 130 @ 17:01:11.680		
NO	BEHIND	LAP TIME	NO	BEHIND	LAP TIME	NO	BEHIND	LAP TIME	NO	BEHIND	LAP TIME	NO	BEHIND	LAP TIME
<b>20</b>		1:43.371	<b>20</b>		1:43.034	<b>20</b>		1:43.231	<b>20</b>		1:43.333	<b>20</b>		1:43.204
<b>34</b>	1.311	1:43.483	<b>34</b>	1.495	1:43.218	<b>34</b>	1.662	1:43.398	<b>34</b>	1.716	1:43.387	<b>34</b>	1.851	1:43.339
<b>31</b>	1.766	1:43.491	<b>31</b>	3.221	1:44.489	<b>31</b>	3.329	1:43.339	<b>31</b>	3.270	1:43.274	<b>31</b>	2.942	1:42.876
<b>12</b>	8.927	1:43.303	<b>12</b>	9.321	1:43.428	<b>12</b>	9.547	1:43.457	<b>12</b>	9.547	1:43.333	<b>12</b>	9.548	1:43.205
<b>42</b>	12.785	1:43.550	<b>42</b>	13.190	1:43.439	<b>42</b>	13.364	1:43.405	<b>42</b>	13.356	1:43.325	<b>42</b>	13.807	1:43.655
<b>76</b>	2 Laps	1:44.312	<b>76</b>	2 Laps	1:45.085	<b>911</b>	18.287	1:44.162	<b>911</b>	18.564	1:43.610	<b>911</b>	19.006	1:43.646
<b>36</b>	5 Laps	1:44.015	<b>911</b>	17.356	1:44.454	<b>35</b>	1 Lap	1:44.639	<b>35</b>	1 Lap	1:43.884	<b>35</b>	1 Lap	1:43.770
<b>911</b>	15.936	1:43.994	<b>35</b>	1 Lap	1:44.190	<b>76</b>	2 Laps	1:46.033	<b>76</b>	2 Laps	1:44.378	<b>9</b>	1 Lap	1:44.016
<b>35</b>	1 Lap	1:44.190	<b>36</b>	5 Laps	1:46.060	<b>36</b>	5 Laps	1:44.861	<b>9</b>	1 Lap	1:44.040	<b>10</b>	22.704	1:43.914
<b>9</b>	1 Lap	1:43.794	<b>9</b>	1 Lap	1:43.916	<b>9</b>	1 Lap	1:44.403	<b>10</b>	21.994	1:44.443	<b>36</b>	5 Laps	1:44.094
<b>10</b>	19.083	1:43.543	<b>10</b>	19.906	1:43.857	<b>10</b>	20.884	1:44.209	<b>36</b>	5 Laps	1:46.073	<b>76</b>	2 Laps	1:49.021
<b>62</b>	29.438	1:44.411	<b>62</b>	31.355	1:44.951	<b>62</b>	31.919	1:43.795	<b>62</b>	32.325	1:43.739	<b>62</b>	33.090	1:43.969
<b>25</b>	29.949	1:44.386	<b>25</b>	31.660	1:44.745	<b>25</b>	32.457	1:44.028	<b>25</b>	32.915	1:43.791	<b>25</b>	33.598	1:43.887
<b>29</b>	30.925	1:44.355	<b>29</b>	32.495	1:44.604	<b>29</b>	33.070	1:43.806	<b>29</b>	33.617	1:43.880	<b>29</b>	34.120	1:43.707
<b>188</b>	83 Laps	1:50.814	<b>18</b>	34.920	1:43.880	<b>18</b>	35.651	1:43.962	<b>18</b>	35.866	1:43.548	<b>18</b>	36.147	1:43.485
<b>18</b>	34.074	1:44.385	<b>22</b>	1 Lap	1:45.364	<b>22</b>	1 Lap	1:44.862	<b>22</b>	1 Lap	1:45.221	<b>22</b>	1 Lap	1:45.493
<b>22</b>	1 Lap	1:45.647	<b>188</b>	83 Laps	1:49.983	<b>188</b>	83 Laps	1:46.526	<b>6</b>	47.763	1:44.110	<b>6</b>	48.937	1:44.378
<b>6</b>	44.269	1:44.572	<b>6</b>	45.525	1:44.290	<b>6</b>	46.986	1:44.692	<b>188</b>	83 Laps	1:48.175	<b>188</b>	83 Laps	1:47.344
<b>40</b>	3 Laps	1:47.878	<b>40</b>	3 Laps	1:47.040	<b>40</b>	3 Laps	1:47.211	<b>40</b>	3 Laps	1:46.639	<b>40</b>	3 Laps	1:46.117
<b>108</b>	1:00.321	1:44.128	<b>108</b>	1:01.088	1:43.801	<b>108</b>	1:01.726	1:43.869	<b>108</b>	1:02.266	1:43.873	<b>108</b>	1:03.248	1:44.186
<b>17</b>	8 Laps	1:46.425	<b>17</b>	8 Laps	1:46.321	<b>17</b>	8 Laps	1:46.328	<b>17</b>	8 Laps	1:46.319	<b>17</b>	8 Laps	1:46.137
<b>43</b>	4 Laps	1:51.036	<b>43</b>	4 Laps	1:49.445	<b>43</b>	4 Laps	1:49.044	<b>43</b>	4 Laps	1:48.809	<b>43</b>	4 Laps	1:48.412
<b>107</b>	1:39.187	1:43.614	<b>107</b>	1:40.107	1:43.954	<b>107</b>	1:41.004	1:44.128	<b>107</b>	1:41.161	1:43.490	<b>107</b>	1:41.400	1:43.443

Weather / Track : Showers / Wet

Kyalami Grand Prix Circuit  
 Circuit Length = 4.522 km  
 Start: 12:58 Flag 21:58 End: 22:03

# Kyalami 9 Hours

## RACE - LAP CHART

LAP 131 @ 17:02:55.029			LAP 132 @ 17:04:38.459			LAP 133 @ 17:06:22.125			LAP 134 @ 17:08:06.320			LAP 135 @ 17:10:03.647		
NO	BEHIND	LAP TIME	NO	BEHIND	LAP TIME	NO	BEHIND	LAP TIME	NO	BEHIND	LAP TIME	NO	BEHIND	LAP TIME
<b>20</b>		1:43.349	<b>20</b>		1:43.430	<b>20</b>		1:43.666	<b>20</b>		1:44.195	<b>20</b>		1:57.327
<b>31</b>	2.698	1:43.105	<b>31</b>	2.554	1:43.286	<b>31</b>	1.829	1:42.941	<b>911</b>	1 Lap	3:08.779 P	<b>31</b>	6.049	2:02.111
<b>12</b>	9.358	1:43.159	<b>12</b>	9.008	1:43.080	<b>12</b>	8.591	1:43.249	<b>31</b>	1.265	1:43.631	<b>35</b>	1 Lap	1:44.108
<b>42</b>	13.825	1:43.367	<b>42</b>	13.717	1:43.322	<b>42</b>	13.724	1:43.673	<b>43</b>	5 Laps	1:51.624	<b>10</b>	9.709	1:43.805
<b>911</b>	19.310	1:43.653	<b>911</b>	19.765	1:43.885	<b>35</b>	1 Lap	1:43.565	<b>35</b>	1 Lap	1:43.507	<b>36</b>	5 Laps	1:44.099
<b>35</b>	1 Lap	1:43.604	<b>35</b>	1 Lap	1:43.714	<b>9</b>	1 Lap	1:43.628	<b>10</b>	23.231	1:44.039	<b>76</b>	2 Laps	1:44.934
<b>9</b>	1 Lap	1:43.566	<b>9</b>	1 Lap	1:43.857	<b>10</b>	23.387	1:43.720	<b>36</b>	5 Laps	1:44.324	<b>62</b>	22.003	1:44.581
<b>10</b>	23.097	1:43.742	<b>10</b>	23.333	1:43.666	<b>36</b>	5 Laps	1:44.256	<b>76</b>	2 Laps	1:44.277	<b>25</b>	22.132	1:44.377
<b>36</b>	5 Laps	1:44.321	<b>36</b>	5 Laps	1:44.411	<b>76</b>	2 Laps	1:44.139	<b>62</b>	34.749	1:44.001	<b>29</b>	22.707	1:44.498
<b>76</b>	2 Laps	1:44.657	<b>76</b>	2 Laps	1:44.051	<b>62</b>	34.943	1:44.321	<b>25</b>	35.082	1:44.043	<b>18</b>	23.316	1:44.310
<b>62</b>	33.662	1:43.921	<b>62</b>	34.288	1:44.056	<b>25</b>	35.234	1:44.251	<b>29</b>	35.536	1:44.070	<b>34</b>	33.783	1:43.979
<b>25</b>	34.214	1:43.965	<b>25</b>	34.649	1:43.865	<b>29</b>	35.661	1:44.158	<b>18</b>	36.333	1:43.572	<b>6</b>	39.280	1:44.488
<b>29</b>	34.678	1:43.907	<b>29</b>	35.169	1:43.921	<b>18</b>	36.956	1:43.701	<b>34</b>	47.131	1:43.607	<b>42</b>	43.865	1:49.868
<b>18</b>	36.546	1:43.748	<b>18</b>	36.921	1:43.805	<b>34</b>	47.719	1:43.614	<b>22</b>	1 Lap	1:44.628	<b>108</b>	51.608	1:44.284
<b>34</b>	40.382	2:21.880 P	<b>34</b>	47.771	1:50.819	<b>22</b>	1 Lap	1:45.236	<b>42</b>	51.324	2:21.795 P	<b>188</b>	83 Laps	1:47.552
<b>22</b>	1 Lap	1:45.755	<b>22</b>	1 Lap	1:47.155	<b>6</b>	52.294	1:44.806	<b>6</b>	52.119	1:44.020	<b>17</b>	8 Laps	1:46.296
<b>6</b>	49.926	1:44.338	<b>6</b>	51.154	1:44.658	<b>188</b>	83 Laps	1:47.554	<b>108</b>	1:04.651	1:43.683	<b>12</b>	1:24.596	1:51.787
<b>188</b>	83 Laps	1:46.544	<b>188</b>	83 Laps	1:47.797	<b>108</b>	1:05.163	1:44.276	<b>188</b>	83 Laps	1:48.454	<b>107</b>	1:31.459	1:44.092
<b>40</b>	3 Laps	1:46.038	<b>108</b>	1:04.553	1:44.068	<b>17</b>	8 Laps	1:46.082	<b>17</b>	8 Laps	1:46.364	<b>40</b>	3 Laps	1:47.557
<b>108</b>	1:03.915	1:44.016	<b>40</b>	3 Laps	1:47.717	<b>40</b>	3 Laps	2:17.326	<b>12</b>	1:30.136	3:05.740 P	<b>9</b>	1 Lap	1:52.147
<b>17</b>	8 Laps	1:46.235	<b>17</b>	8 Laps	1:45.906	<b>107</b>	1:43.694	1:44.437	<b>9</b>	1 Lap	3:04.568 P	<b>911</b>	1:45.129	1:47.542
<b>43</b>	4 Laps	1:48.836	<b>43</b>	4 Laps	1:48.394				<b>107</b>	1:44.694	1:45.195	<b>43</b>	4 Laps	1:53.037
<b>107</b>	1:42.393	1:44.342	<b>107</b>	1:42.923	1:43.960				<b>40</b>	3 Laps	1:48.628	<b>35</b>	1:50.926	1:44.075
									<b>43</b>	4 Laps	1:50.002			
									<b>911</b>	1:54.914	1:54.231			

Weather / Track : Showers / Wet

Kyalami Grand Prix Circuit

Circuit Length = 4.522 km

Start: 12:58 Flag 21:58 End: 22:03

# Kyalami 9 Hours

## RACE - LAP CHART

LAP 136 @ 17:11:56.872			LAP 137 @ 17:13:40.766			LAP 138 @ 17:15:24.373			LAP 139 @ 17:17:22.291			LAP 140 @ 17:19:05.945		
NO	BEHIND	LAP TIME	NO	BEHIND	LAP TIME	NO	BEHIND	LAP TIME	NO	BEHIND	LAP TIME	NO	BEHIND	LAP TIME
10		1:43.516	10		1:43.894	10		1:43.607	25		1:44.017	25		1:43.654
36	5 Laps	1:44.171	43	5 Laps	1:51.998	36	5 Laps	1:44.321	18	3.705	1:44.405	18	3.875	1:43.824
76	2 Laps	1:44.648	36	5 Laps	1:44.681	76	2 Laps	1:45.749	43	5 Laps	1:51.931	29	9.191	1:44.361
22	2 Laps	3:10.140 P	76	2 Laps	1:44.166	43	5 Laps	1:51.512	29	8.484	1:47.709	43	5 Laps	1:50.011
25	14.343	1:45.436	25	14.002	1:43.553	25	13.901	1:43.506	22	2 Laps	1:45.164	34	13.382	1:45.027
29	16.173	1:46.691	18	17.209	1:44.688	18	17.218	1:43.616	34	12.009	1:44.881	22	2 Laps	1:46.428
18	16.415	1:46.324	29	18.253	1:45.974	29	18.693	1:44.047	6	19.303	1:44.487	20	21.259	1:44.780
34	24.567	1:44.009	22	2 Laps	1:55.522	22	2 Laps	1:45.656	20	20.133	1:43.895	42	21.887	1:44.605
20	28.673	2:21.898 P	34	24.597	1:43.924	34	25.046	1:44.056	42	20.936	1:44.014	6	22.632	1:46.983
6	30.920	1:44.865	6	31.752	1:44.726	6	32.734	1:44.589	108	28.778	1:43.937	108	28.945	1:43.821
42	34.431	1:43.791	20	33.801	1:49.022	20	34.156	1:43.962	62	40.294	1:44.308	62	40.980	1:44.340
108	42.227	1:43.844	42	34.469	1:43.932	42	34.840	1:43.978	188	83 Laps	1:47.292	188	83 Laps	1:46.707
62	45.828	2:17.050 P	108	42.650	1:44.317	108	42.759	1:43.716	17	8 Laps	1:46.120	12	1:02.152	1:44.137
188	83 Laps	1:47.779	62	52.952	1:51.018	62	53.904	1:44.559	12	1:01.669	1:43.757	17	8 Laps	1:47.050
17	8 Laps	1:46.087	188	83 Laps	1:48.092	188	83 Laps	1:47.716	10	1:06.392	3:04.310 P	107	1:08.528	1:44.081
12	1:15.941	1:44.570	17	8 Laps	1:46.000	17	8 Laps	1:45.976	107	1:08.101	1:43.890	10	1:13.283	1:50.545
31	1:18.202	3:05.378 P	12	1:16.062	1:44.015	12	1:15.830	1:43.375	9	1 Lap	1:43.566	9	1 Lap	1:43.735
107	1:22.111	1:43.877	107	1:22.068	1:43.851	107	1:22.129	1:43.668	31	1:24.390	1:56.847 P	40	3 Laps	1:45.727
9	1 Lap	1:44.723	31	1:25.170	1:50.862	31	1:25.461	1:43.898	40	3 Laps	1:46.221	911	1:27.231	1:44.028
40	3 Laps	1:47.656	9	1 Lap	1:44.406	9	1 Lap	1:43.717	911	1:26.857	1:44.379	35	1:28.344	1:43.933
911	1:37.891	1:45.987	40	3 Laps	1:46.962	40	3 Laps	1:46.219	35	1:28.065	1:43.734	31	1:29.625	1:48.889
35	1:42.590	1:44.889	911	1:39.155	1:45.158	911	1:40.396	1:44.848	36	4 Laps	1:44.237	36	4 Laps	1:44.532
			35	1:42.266	1:43.570	35	1:42.249	1:43.590	76	1 Lap	1:44.016	76	1 Lap	1:44.240
						36	4 Laps	1:44.359						
						76	1 Lap	1:44.455						

Weather / Track : Showers / Wet



# Kyalami 9 Hours

## RACE - LAP CHART

LAP 141 @ 17:20:49.352			LAP 142 @ 17:22:32.764			LAP 143 @ 17:24:16.655			LAP 144 @ 17:26:01.259			LAP 145 @ 17:27:53.191		
NO	BEHIND	LAP TIME	NO	BEHIND	LAP TIME	NO	BEHIND	LAP TIME	NO	BEHIND	LAP TIME	NO	BEHIND	LAP TIME
25		1:43.407	25		1:43.412	25		1:43.891	25		1:44.604	29		1:43.811
18	3.777	1:43.309	18	3.593	1:43.228	18	3.004	1:43.302	76	2 Laps	1:45.134	34	7.339	1:43.921
29	9.286	1:43.502	29	9.153	1:43.279	29	8.699	1:43.437	18	1.956	1:43.556	22	2 Laps	1:45.155
34	13.959	1:43.984	34	16.045	1:45.498	34	16.138	1:43.984	29	8.121	1:44.026	42	14.024	1:43.923
22	2 Laps	1:46.067	22	2 Laps	1:44.590	22	2 Laps	1:44.067	34	15.350	1:43.816	20	15.010	1:43.861
43	5 Laps	1:51.517	20	22.783	1:44.163	42	23.074	1:43.898	22	2 Laps	1:43.999	108	22.124	1:43.834
20	22.032	1:44.180	42	23.067	1:43.926	20	23.868	1:44.976	42	22.033	1:43.563	18	32.596	2:22.572 P
42	22.553	1:44.073	6	25.589	1:44.909	6	26.226	1:44.528	20	23.081	1:43.817	62	35.897	1:45.002
6	24.092	1:44.867	108	30.591	1:44.423	108	30.808	1:44.108	6	26.459	1:44.837	43	5 Laps	1:49.389
108	29.580	1:44.042	43	5 Laps	1:52.765	43	5 Laps	1:50.007	108	30.222	1:44.018	12	54.374	1:43.621
62	41.738	1:44.165	62	42.564	1:44.238	62	43.175	1:44.502	43	5 Laps	1:48.312	107	1:00.386	1:43.665
188	83 Laps	1:46.519	188	83 Laps	1:46.743	12	1:03.610	1:44.448	62	42.827	1:44.256	10	1:03.545	1:43.866
12	1:02.201	1:43.456	12	1:03.053	1:44.264	188	83 Laps	1:48.394	12	1:02.685	1:43.679	9	1 Lap	1:44.096
17	8 Laps	1:46.091	17	8 Laps	1:45.909	107	1:09.287	1:43.918	188	83 Laps	1:47.843	17	9 Laps	3:32.260 P
107	1:08.819	1:43.698	107	1:09.260	1:43.853	10	1:12.955	1:43.602	107	1:08.653	1:43.970	188	83 Laps	1:52.828
10	1:13.340	1:43.464	10	1:13.244	1:43.316	17	8 Laps	1:48.836	10	1:11.611	1:43.260	25	1:13.073	3:05.005 P
9	1 Lap	1:43.688	9	1 Lap	1:44.393	9	1 Lap	1:43.759	9	1 Lap	1:43.851	911	1:21.096	1:44.155
911	1:28.311	1:44.487	911	1:29.163	1:44.264	911	1:29.266	1:43.994	911	1:28.873	1:44.211	35	1:22.401	1:43.825
35	1:30.173	1:45.236	35	1:31.405	1:44.644	35	1:31.300	1:43.786	35	1:30.508	1:43.812	31	1:22.856	1:43.923
31	1:30.424	1:44.206	31	1:31.632	1:44.620	31	1:31.799	1:44.058	31	1:30.865	1:43.670	40	3 Laps	1:46.279
40	3 Laps	1:48.668	40	3 Laps	1:45.846	40	3 Laps	1:45.706	40	3 Laps	1:45.877	36	4 Laps	1:44.439
36	4 Laps	1:44.396	36	4 Laps	1:44.208	36	4 Laps	1:44.247	36	4 Laps	1:44.963	76	1 Lap	1:44.972
76	1 Lap	1:43.790	76	1 Lap	1:44.859				76	1 Lap	1:45.640	6	1:40.930	3:06.403 P

Weather / Track : Showers / Wet

Kyalami Grand Prix Circuit

Circuit Length = 4.522 km

Start: 12:58 Flag 21:58 End: 22:03

# Kyalami 9 Hours

## RACE - LAP CHART

LAP 146 @ 17:29:44.807			LAP 147 @ 17:31:29.971			LAP 148 @ 17:33:14.589			LAP 149 @ 17:34:59.468			LAP 150 @ 17:36:43.592		
NO	BEHIND	LAP TIME	NO	BEHIND	LAP TIME	NO	BEHIND	LAP TIME	NO	BEHIND	LAP TIME	NO	BEHIND	LAP TIME
34		1:44.277	34		1:45.164	34		1:44.618	34		1:44.879	34		1:44.124
22	2 Laps	1:44.415	6	1 Lap	1:55.935	6	1 Lap	1:46.237	6	1 Lap	1:44.979	6	1 Lap	1:44.423
42	6.193	1:43.785	22	2 Laps	1:44.775	22	2 Laps	1:44.797	22	2 Laps	1:44.332	42	3.623	1:44.226
20	7.229	1:43.835	42	4.959	1:43.930	42	4.444	1:44.103	42	3.521	1:43.956	20	4.512	1:44.188
62	28.651	1:44.370	20	6.189	1:44.124	20	5.606	1:44.035	20	4.448	1:43.721	22	2 Laps	1:45.855
18	33.040	1:52.060	62	27.971	1:44.484	62	27.776	1:44.423	62	26.902	1:44.005	62	26.943	1:44.165
43	5 Laps	1:51.438	18	32.210	1:44.334	18	31.509	1:43.917	18	30.530	1:43.900	18	30.622	1:44.216
12	48.998	1:46.240	43	5 Laps	1:49.377	43	5 Laps	1:48.566	12	46.539	1:44.670	12	46.021	1:43.606
107	53.079	1:44.309	188	84 Laps	3:11.405 P	12	46.748	1:43.713	107	51.146	1:44.321	107	50.765	1:43.743
10	55.648	1:43.719	12	47.653	1:43.819	107	51.704	1:44.417	43	5 Laps	1:50.867	10	51.494	1:43.508
9	1 Lap	1:44.352	107	51.905	1:43.990	10	53.555	1:44.259	10	52.110	1:43.434	43	5 Laps	1:49.601
25	1:13.489	1:52.032	10	53.914	1:43.430	9	1 Lap	1:44.382	9	1 Lap	1:43.690	9	1 Lap	1:43.603
911	1:14.426	1:44.946	9	1 Lap	1:43.746	188	84 Laps	2:01.316	188	84 Laps	1:48.120	188	84 Laps	1:47.094
108	1:14.521	2:44.013 P	25	1:14.139	1:45.814	25	1:14.307	1:44.786	25	1:13.733	1:44.305	25	1:15.367	1:45.758
35	1:15.379	1:44.594	911	1:14.273	1:45.011	35	1:15.043	1:44.957	35	1:14.173	1:44.009	31	1:16.406	1:45.691
31	1:15.701	1:44.461	35	1:14.704	1:44.489	31	1:16.045	1:45.631	31	1:14.839	1:43.673	911	1:17.169	1:44.868
17	9 Laps	2:01.521	31	1:15.032	1:44.495	911	1:16.667	1:47.012	911	1:16.425	1:44.637	35	1:19.132	1:49.083
29	1:20.637	3:12.253 P	108	1:20.861	1:51.504	108	1:20.570	1:44.327	108	1:19.897	1:44.206	108	1:19.928	1:44.155
36	4 Laps	1:44.753	36	4 Laps	1:44.594	36	4 Laps	1:44.055	36	4 Laps	1:44.329	36	4 Laps	1:44.458
40	3 Laps	1:47.998	17	9 Laps	1:51.335	29	1:26.626	1:44.249	29	1:25.658	1:43.911	29	1:25.861	1:44.327
76	1 Lap	1:44.765	29	1:26.995	1:51.522	17	9 Laps	1:48.440	40	3 Laps	1:46.750	40	3 Laps	1:46.108
			40	3 Laps	1:46.205	40	3 Laps	1:45.843	76	1 Lap	1:45.871	76	1 Lap	1:45.516
			76	1 Lap	1:45.685	76	1 Lap	1:44.556	17	9 Laps	1:50.000	17	9 Laps	1:46.754

Weather / Track : Showers / Wet

Kyalami Grand Prix Circuit

Circuit Length = 4.522 km

Start: 12:58 Flag 21:58 End: 22:03

# Kyalami 9 Hours

## RACE - LAP CHART

LAP 151 @ 17:38:28.116			LAP 152 @ 17:40:12.751			LAP 153 @ 17:41:57.455			LAP 154 @ 17:43:44.587			LAP 155 @ 17:45:28.686		
NO	BEHIND	LAP TIME	NO	BEHIND	LAP TIME	NO	BEHIND	LAP TIME	NO	BEHIND	LAP TIME	NO	BEHIND	LAP TIME
<b>34</b>		1:44.524	<b>34</b>		1:44.635	<b>34</b>		1:44.704	<b>20</b>		1:43.800	<b>20</b>		1:44.099
<b>6</b>	1 Lap	1:44.606	<b>6</b>	1 Lap	1:44.467	<b>6</b>	1 Lap	1:44.731	<b>22</b>	2 Laps	1:44.320	<b>22</b>	2 Laps	1:44.285
<b>42</b>	2.987	1:43.888	<b>42</b>	2.442	1:44.090	<b>20</b>	3.332	1:44.707	<b>62</b>	23.358	1:44.435	<b>62</b>	23.568	1:44.309
<b>20</b>	4.046	1:44.058	<b>20</b>	3.329	1:43.918	<b>22</b>	2 Laps	1:44.375	<b>18</b>	25.405	1:43.798	<b>18</b>	25.113	1:43.807
<b>22</b>	2 Laps	1:44.883	<b>22</b>	2 Laps	1:44.284	<b>62</b>	26.055	1:44.425	<b>76</b>	2 Laps	2:23.739 P	<b>76</b>	2 Laps	1:52.223
<b>62</b>	26.669	1:44.250	<b>62</b>	26.334	1:44.300	<b>18</b>	28.739	1:43.681	<b>12</b>	39.768	1:43.342	<b>12</b>	39.455	1:43.786
<b>18</b>	30.046	1:43.948	<b>18</b>	29.762	1:44.351	<b>12</b>	43.558	1:43.591	<b>107</b>	43.975	1:43.326	<b>10</b>	44.249	1:43.506
<b>12</b>	45.788	1:44.291	<b>12</b>	44.671	1:43.518	<b>107</b>	47.781	1:43.600	<b>10</b>	44.842	1:43.496	<b>9</b>	1 Lap	1:43.714
<b>107</b>	49.839	1:43.598	<b>107</b>	48.885	1:43.681	<b>10</b>	48.478	1:43.608	<b>9</b>	1 Lap	1:43.716	<b>35</b>	1 Lap	3:08.323 P
<b>10</b>	50.514	1:43.544	<b>10</b>	49.574	1:43.695	<b>9</b>	1 Lap	1:43.871	<b>31</b>	1:11.378	1:43.599	<b>43</b>	6 Laps	3:18.178 P
<b>9</b>	1 Lap	1:43.438	<b>9</b>	1 Lap	1:43.584	<b>43</b>	5 Laps	1:48.418	<b>25</b>	1:14.477	1:45.904	<b>31</b>	1:10.372	1:43.093
<b>43</b>	5 Laps	1:50.502	<b>43</b>	5 Laps	1:49.482	<b>31</b>	1:14.911	1:45.382	<b>911</b>	1:14.839	1:45.508	<b>25</b>	1:14.438	1:44.060
<b>188</b>	84 Laps	1:46.979	<b>188</b>	84 Laps	1:47.106	<b>25</b>	1:15.705	1:46.553	<b>108</b>	1:16.695	1:45.373	<b>911</b>	1:15.229	1:44.489
<b>25</b>	1:14.619	1:43.776	<b>25</b>	1:13.856	1:43.872	<b>911</b>	1:16.463	1:44.759	<b>34</b>	1:18.504	3:05.636 P	<b>108</b>	1:16.356	1:43.760
<b>31</b>	1:15.262	1:43.380	<b>31</b>	1:14.233	1:43.606	<b>188</b>	84 Laps	1:49.828	<b>29</b>	1:20.194	1:44.604	<b>29</b>	1:19.434	1:43.339
<b>911</b>	1:16.903	1:44.258	<b>911</b>	1:16.408	1:44.140	<b>35</b>	1:17.620	1:44.285	<b>36</b>	4 Laps	1:44.468	<b>36</b>	4 Laps	1:44.299
<b>35</b>	1:18.540	1:43.932	<b>35</b>	1:18.039	1:44.134	<b>108</b>	1:18.454	1:44.186	<b>188</b>	84 Laps	1:51.913	<b>40</b>	4 Laps	3:13.072 P
<b>108</b>	1:19.464	1:44.060	<b>108</b>	1:18.972	1:44.143	<b>29</b>	1:22.722	1:43.614	<b>42</b>	1:27.936	1:52.189	<b>107</b>	1:24.669	2:24.793 P
<b>36</b>	4 Laps	1:44.213	<b>36</b>	4 Laps	1:44.436	<b>42</b>	1:22.879	3:05.141 P	<b>17</b>	9 Laps	1:46.402	<b>34</b>	1:26.213	1:51.808
<b>29</b>	1:24.921	1:43.584	<b>29</b>	1:23.812	1:43.526	<b>36</b>	4 Laps	1:45.184	<b>6</b>	1:43.805	1:44.326	<b>188</b>	84 Laps	1:48.632
<b>40</b>	3 Laps	1:45.890	<b>76</b>	1 Lap	1:45.372	<b>40</b>	3 Laps	1:47.065				<b>42</b>	1:27.486	1:43.649
<b>76</b>	1 Lap	1:45.766	<b>40</b>	3 Laps	1:47.466	<b>17</b>	9 Laps	1:46.335				<b>17</b>	9 Laps	1:46.211
<b>17</b>	9 Laps	1:46.082	<b>17</b>	9 Laps	1:46.082	<b>6</b>	1:46.611	1:44.567						

Weather / Track : Showers / Wet

Kyalami Grand Prix Circuit  
 Circuit Length = 4.522 km  
 Start: 12:58 Flag 21:58 End: 22:03

# Kyalami 9 Hours

## RACE - LAP CHART

LAP 156 @ 17:47:12.443			LAP 157 @ 17:48:55.934			LAP 158 @ 17:50:39.839			LAP 159 @ 17:54:52.749			LAP 160 @ 17:58:15.233		
NO	BEHIND	LAP TIME	NO	BEHIND	LAP TIME	NO	BEHIND	LAP TIME	NO	BEHIND	LAP TIME	NO	BEHIND	LAP TIME
20		1:43.757	20		1:43.491	20		1:43.905	20		4:12.910 P	20		3:22.484
6	1 Lap	1:45.183	6	1 Lap	1:44.975	6	1 Lap	1:44.306	76	2 Laps	3:21.883	76	2 Laps	3:22.195
22	2 Laps	1:44.121	22	2 Laps	1:44.874	22	2 Laps	1:44.098	108	1 Lap	3:23.260	108	1 Lap	3:19.915
62	24.308	1:44.497	17	10 Laps	1:50.463	17	10 Laps	1:46.015	10	32.617	3:23.338	10	31.496	3:21.363
18	25.206	1:43.850	62	25.391	1:44.574	18	30.342	1:48.447	12	35.771	3:21.982	12	34.303	3:21.016
76	2 Laps	1:44.612	18	25.800	1:44.085	76	2 Laps	1:58.559	35	1 Lap	3:16.906	35	1 Lap	3:17.463
12	39.203	1:43.505	76	2 Laps	1:44.157	108	1 Lap	3:08.893 P	18	49.538	4:32.106 P	18	46.040	3:18.986
10	43.492	1:43.000	12	39.247	1:43.535	9	1 Lap	2:10.542	62	58.381	3:25.730	62	57.565	3:21.668
9	1 Lap	1:44.001	10	43.140	1:43.139	10	1:22.189	2:22.954 P	29	1:17.121	3:20.246	43	6 Laps	3:21.266
35	1 Lap	1:53.011	9	1 Lap	1:43.713	12	1:26.699	2:31.357 P	43	6 Laps	3:21.303	31	1:29.416	3:20.789
31	1:10.120	1:43.505	35	1 Lap	1:45.408	35	1 Lap	2:18.443	31	1:31.111	3:21.974	34	1:34.824	3:20.560
25	1:14.770	1:44.089	31	1:09.645	1:43.016	62	1:45.561	3:04.075 P	34	1:36.748	3:22.040	25	1:35.294	3:20.140
911	1:16.503	1:45.031	25	1:15.231	1:43.952	29	2:09.785	2:34.275	25	1:37.638	3:21.421	42	1:38.297	3:20.478
108	1:17.717	1:45.118	911	1:17.196	1:44.184	43	6 Laps	2:40.040	42	1:40.303	3:21.689	9	1 Lap	3:23.939
43	6 Laps	2:03.267	29	1:19.415	1:43.933	31	2:22.047	2:56.307 P	9	1 Lap	4:37.263 P	107	1:44.343	3:20.511
29	1:18.973	1:43.296	36	4 Laps	1:44.897	34	2:27.618	2:45.648 P	107	1:46.316	3:19.713	29	1:45.941	3:51.304 P
36	4 Laps	1:44.128	43	6 Laps	1:49.373	25	2:29.127	2:57.801 P	188	84 Laps	3:19.927	188	84 Laps	3:20.540
34	1:26.336	1:43.880	34	1:25.875	1:43.030	42	2:31.524	2:46.788 P	40	4 Laps	3:21.384	40	4 Laps	3:21.405
42	1:28.375	1:44.646	42	1:28.641	1:43.757	107	2:39.513	2:51.001	22	1 Lap	3:26.551 P	22	1 Lap	3:21.032
107	1:31.604	1:50.692	107	1:32.417	1:44.304	188	84 Laps	2:55.777	17	9 Laps	3:25.724	17	9 Laps	3:24.627
188	84 Laps	1:50.773	188	84 Laps	1:47.935	40	4 Laps	2:57.579	911	2:31.297	3:24.251	911	2:31.313	3:22.500
40	4 Laps	1:56.454	40	4 Laps	1:47.459	22	1 Lap	3:01.650	6	2:32.230	3:21.858	6	2:31.900	3:22.154
						17	9 Laps	3:07.609	36	4 Laps	3:25.036	36	4 Laps	3:21.664
						911	3:19.956	3:46.665 P				SC	148 Laps	1:33:02.900
						6	3:23.282	3:20.265 P						
						36	4 Laps	4:03.453 P						

Weather / Track : Showers / Wet

# Kyalami 9 Hours

## RACE - LAP CHART

LAP 161 @ 18:01:39.867			LAP 162 @ 18:04:16.943			LAP 163 @ 18:06:33.612			LAP 164 @ 18:08:17.675			LAP 165 @ 18:10:01.542		
NO	BEHIND	LAP TIME	NO	BEHIND	LAP TIME	NO	BEHIND	LAP TIME	NO	BEHIND	LAP TIME	NO	BEHIND	LAP TIME
20		3:24.634	20		2:37.076	20		2:16.669	20		1:44.063	20		1:43.867
108	1 Lap	3:20.428	108	1 Lap	2:35.094	10	2.532	2:16.869	10	2.200	1:43.731	10	1.895	1:43.562
10	24.262	3:17.400	10	2.332	2:15.146	12	2.956	2:16.536	12	3.284	1:44.391	12	3.360	1:43.943
12	26.617	3:16.948	12	3.089	2:13.548	SC	149 Laps	2:20.682 P	18	3.999	1:44.137	18	4.174	1:44.042
35	1 Lap	3:13.761	35	1 Lap	2:12.417	35	1 Lap	2:16.480	35	1 Lap	1:45.795	35	1 Lap	1:44.072
18	34.781	3:13.375	18	4.940	2:07.235	18	3.925	2:15.654	62	5.819	1:45.328	34	7.070	1:43.780
62	41.532	3:08.601	62	5.654	2:01.198	62	4.554	2:15.569	31	6.810	1:44.471	31	7.858	1:44.915
43	6 Laps	2:54.423	43	6 Laps	1:50.971	43	6 Laps	2:11.716	34	7.157	1:44.588	42	8.637	1:43.864
31	57.701	2:52.919	31	11.456	1:50.831	31	6.402	2:11.615	42	8.640	1:45.007	25	9.581	1:44.152
34	1:00.262	2:50.072	34	12.196	1:49.010	34	6.632	2:11.105	25	9.296	1:45.962	107	10.573	1:44.205
25	1:00.849	2:50.189	25	12.614	1:48.841	25	7.397	2:11.452	107	10.235	1:44.955	29	11.691	1:43.755
42	1:02.193	2:48.530	42	13.630	1:48.513	42	7.696	2:10.735	29	11.803	1:46.034	9	1 Lap	1:45.313
9	1 Lap	2:50.598	9	1 Lap	1:47.388	9	1 Lap	2:05.621	9	1 Lap	1:49.310	76	2 Laps	1:45.454
107	1:10.472	2:50.763	107	20.480	1:47.084	107	9.343	2:05.532	43	6 Laps	1:53.231	22	1 Lap	1:45.356
29	1:11.027	2:49.720	29	21.566	1:47.615	29	9.832	2:04.935	76	2 Laps	1:46.541	62	18.358	1:56.406 P
76	2 Laps	4:40.034 P	40	4 Laps	1:52.096	40	4 Laps	1:55.738	22	1 Lap	1:46.852	43	6 Laps	1:48.856
40	4 Laps	2:42.726	76	2 Laps	1:58.106	76	2 Laps	1:51.823	40	4 Laps	1:50.121	40	4 Laps	1:47.041
22	1 Lap	2:29.604	22	1 Lap	1:53.104	22	1 Lap	1:51.760	911	25.396	1:44.288	911	26.043	1:44.514
17	9 Laps	2:36.573	17	9 Laps	1:49.243	911	25.171	1:46.607	6	26.731	1:44.955	6	27.782	1:44.918
911	1:43.306	2:36.627	911	55.233	1:49.003	6	25.839	1:46.941	17	9 Laps	1:46.365	17	9 Laps	1:45.975
6	1:43.754	2:36.488	6	55.567	1:48.889	17	9 Laps	1:49.543	36	4 Laps	1:48.601	36	4 Laps	1:48.349
36	4 Laps	2:20.020	36	4 Laps	1:51.997	36	4 Laps	1:50.155	188	84 Laps	1:44.855	188	84 Laps	1:44.448
188	84 Laps	4:03.728 P	188	84 Laps	1:54.609	188	84 Laps	1:45.377						
SC	148 Laps	2:38.007												

Weather / Track : Showers / Wet

# Kyalami 9 Hours

## RACE - LAP CHART

LAP 166 @ 18:11:45.348			LAP 167 @ 18:13:28.896			LAP 168 @ 18:15:12.484			LAP 169 @ 18:16:55.742			LAP 170 @ 18:18:39.089		
NO	BEHIND	LAP TIME	NO	BEHIND	LAP TIME	NO	BEHIND	LAP TIME	NO	BEHIND	LAP TIME	NO	BEHIND	LAP TIME
20		1:43.806	20		1:43.548	20		1:43.588	20		1:43.258	20		1:43.347
10	1.305	1:43.216	10	0.909	1:43.152	10	0.626	1:43.305	10	0.564	1:43.196	10	0.469	1:43.252
12	3.475	1:43.921	12	3.619	1:43.692	12	3.725	1:43.694	12	4.083	1:43.616	12	4.457	1:43.721
18	4.173	1:43.805	18	4.431	1:43.806	18	4.387	1:43.544	18	4.726	1:43.597	18	5.106	1:43.727
35	1 Lap	1:44.363	35	1 Lap	1:44.285	35	1 Lap	1:43.767	35	1 Lap	1:43.436	35	1 Lap	1:43.353
34	6.439	1:43.175	34	7.270	1:44.379	34	7.435	1:43.753	34	7.695	1:43.518	34	7.672	1:43.324
31	7.629	1:43.577	31	7.631	1:43.550	31	7.923	1:43.880	31	8.344	1:43.679	31	8.338	1:43.341
42	8.346	1:43.515	42	8.467	1:43.669	42	8.586	1:43.707	42	9.060	1:43.732	42	9.314	1:43.601
25	9.575	1:43.800	25	9.907	1:43.880	25	9.955	1:43.636	25	10.674	1:43.977	25	11.015	1:43.688
107	10.406	1:43.639	107	10.637	1:43.779	107	10.683	1:43.634	107	11.504	1:44.079	107	11.802	1:43.645
29	11.708	1:43.823	29	12.057	1:43.897	29	12.144	1:43.675	29	12.405	1:43.519	29	13.045	1:43.987
9	1 Lap	1:44.567	9	1 Lap	1:44.663	9	1 Lap	1:44.554	9	1 Lap	1:44.610	9	1 Lap	1:44.182
76	2 Laps	1:44.193	76	2 Laps	1:44.520	76	2 Laps	1:44.320	76	2 Laps	1:44.282	76	2 Laps	1:44.137
22	1 Lap	1:44.088	22	1 Lap	1:44.525	22	1 Lap	1:44.290	22	1 Lap	1:44.247	22	1 Lap	1:44.119
43	6 Laps	1:46.033	43	6 Laps	1:45.840	43	6 Laps	1:44.847	62	28.079	1:44.854	62	28.532	1:43.800
40	4 Laps	1:46.013	62	26.046	1:44.388	62	26.483	1:44.025	911	28.647	1:44.245	911	28.890	1:43.590
62	25.206	1:50.654	911	27.205	1:44.627	911	27.660	1:44.043	43	6 Laps	1:47.224	43	6 Laps	1:45.010
911	26.126	1:43.889	40	4 Laps	1:46.944	6	30.742	1:44.729	6	31.902	1:44.418	6	33.022	1:44.467
6	28.359	1:44.383	6	29.601	1:44.790	40	4 Laps	1:47.224	40	4 Laps	1:46.035	40	4 Laps	1:45.622
108	4 Laps	7:59.084 P	17	9 Laps	1:44.980	17	9 Laps	1:45.148	17	9 Laps	1:45.550	17	9 Laps	1:45.681
17	9 Laps	1:45.448	108	4 Laps	1:56.122	108	4 Laps	1:46.241	108	4 Laps	1:44.404	108	4 Laps	1:43.819
36	4 Laps	1:47.133	36	4 Laps	1:46.838	36	4 Laps	1:46.562	36	4 Laps	1:46.856	36	4 Laps	1:47.001
188	84 Laps	1:44.209	188	84 Laps	1:44.113	188	84 Laps	1:44.545	188	84 Laps	1:44.903	188	84 Laps	1:47.166

Weather / Track : Showers / Wet

Kyalami Grand Prix Circuit  
 Circuit Length = 4.522 km  
 Start: 12:58 Flag 21:58 End: 22:03

# Kyalami 9 Hours

## RACE - LAP CHART

LAP 171 @ 18:20:22.227			LAP 172 @ 18:22:05.536			LAP 173 @ 18:23:48.893			LAP 174 @ 18:25:32.208			LAP 175 @ 18:27:15.690		
NO	BEHIND	LAP TIME	NO	BEHIND	LAP TIME	NO	BEHIND	LAP TIME	NO	BEHIND	LAP TIME	NO	BEHIND	LAP TIME
<b>20</b>		1:43.138	<b>20</b>		1:43.309	<b>20</b>		1:43.357	<b>20</b>		1:43.315	<b>20</b>		1:43.482
<b>10</b>	0.881	1:43.550	<b>10</b>	1.132	1:43.560	<b>10</b>	1.243	1:43.468	<b>10</b>	1.258	1:43.330	<b>10</b>	1.238	1:43.462
<b>12</b>	4.928	1:43.609	<b>12</b>	5.370	1:43.751	<b>12</b>	5.694	1:43.681	<b>12</b>	5.960	1:43.581	<b>12</b>	6.047	1:43.569
<b>18</b>	5.853	1:43.885	<b>18</b>	6.134	1:43.590	<b>18</b>	6.197	1:43.420	<b>18</b>	6.653	1:43.771	<b>18</b>	7.029	1:43.858
<b>35</b>	1 Lap	1:43.686	<b>35</b>	1 Lap	1:43.624	<b>35</b>	1 Lap	1:43.626	<b>34</b>	9.432	1:43.933	<b>34</b>	9.054	1:43.104
<b>34</b>	8.193	1:43.659	<b>34</b>	8.416	1:43.532	<b>34</b>	8.814	1:43.755	<b>31</b>	9.951	1:43.946	<b>31</b>	9.950	1:43.481
<b>31</b>	8.724	1:43.524	<b>31</b>	8.966	1:43.551	<b>31</b>	9.320	1:43.711	<b>42</b>	11.071	1:43.793	<b>42</b>	11.334	1:43.745
<b>42</b>	9.625	1:43.449	<b>42</b>	9.847	1:43.531	<b>42</b>	10.593	1:44.103	<b>35</b>	1 Lap	1:46.805	<b>35</b>	1 Lap	1:44.647
<b>25</b>	11.445	1:43.568	<b>25</b>	11.604	1:43.468	<b>25</b>	12.225	1:43.978	<b>25</b>	12.629	1:43.719	<b>25</b>	13.474	1:44.327
<b>107</b>	12.278	1:43.614	<b>107</b>	12.509	1:43.540	<b>107</b>	13.039	1:43.887	<b>107</b>	13.641	1:43.917	<b>107</b>	14.057	1:43.898
<b>29</b>	13.438	1:43.531	<b>29</b>	13.722	1:43.593	<b>29</b>	13.806	1:43.441	<b>29</b>	14.192	1:43.701	<b>29</b>	14.618	1:43.908
<b>9</b>	1 Lap	1:44.715	<b>9</b>	1 Lap	1:44.323	<b>9</b>	1 Lap	1:43.985	<b>9</b>	1 Lap	1:44.344	<b>9</b>	1 Lap	1:44.720
<b>22</b>	1 Lap	1:46.343	<b>22</b>	1 Lap	1:43.527	<b>22</b>	1 Lap	1:43.757	<b>22</b>	1 Lap	1:43.719	<b>22</b>	1 Lap	1:44.031
<b>76</b>	2 Laps	1:47.272	<b>76</b>	2 Laps	1:44.491	<b>76</b>	2 Laps	1:44.222	<b>76</b>	2 Laps	1:44.519	<b>76</b>	2 Laps	1:44.118
<b>62</b>	29.850	1:44.456	<b>62</b>	30.580	1:44.039	<b>62</b>	31.080	1:43.857	<b>62</b>	31.541	1:43.776	<b>62</b>	31.962	1:43.903
<b>911</b>	30.211	1:44.459	<b>911</b>	30.996	1:44.094	<b>911</b>	31.574	1:43.935	<b>911</b>	31.961	1:43.702	<b>911</b>	32.682	1:44.203
<b>6</b>	34.408	1:44.524	<b>6</b>	35.136	1:44.037	<b>6</b>	35.799	1:44.020	<b>6</b>	36.715	1:44.231	<b>6</b>	37.221	1:43.988
<b>43</b>	6 Laps	1:46.568	<b>43</b>	6 Laps	1:47.052	<b>43</b>	6 Laps	1:46.083	<b>43</b>	6 Laps	1:45.503	<b>43</b>	6 Laps	1:45.329
<b>40</b>	4 Laps	1:45.641	<b>40</b>	4 Laps	1:45.498	<b>40</b>	4 Laps	1:45.459	<b>40</b>	4 Laps	1:45.290	<b>40</b>	4 Laps	1:45.743
<b>17</b>	9 Laps	1:46.220	<b>17</b>	9 Laps	1:47.167	<b>108</b>	4 Laps	1:44.766	<b>108</b>	4 Laps	1:47.999	<b>17</b>	10 Laps	3:21.322 P
<b>108</b>	4 Laps	1:43.451	<b>108</b>	4 Laps	1:43.714	<b>17</b>	9 Laps	1:49.238	<b>36</b>	4 Laps	1:47.589	<b>108</b>	4 Laps	1:44.143
<b>36</b>	4 Laps	1:46.400	<b>36</b>	4 Laps	1:46.576	<b>36</b>	4 Laps	1:46.239	<b>188</b>	84 Laps	1:45.131	<b>36</b>	4 Laps	1:46.811
<b>188</b>	84 Laps	1:45.084	<b>188</b>	84 Laps	1:44.834	<b>188</b>	84 Laps	1:45.358				<b>188</b>	84 Laps	1:44.986

Weather / Track : Showers / Wet

# Kyalami 9 Hours

## RACE - LAP CHART

LAP 176 @ 18:28:59.116			LAP 177 @ 18:30:42.575			LAP 178 @ 18:32:26.170			LAP 179 @ 18:34:10.012			LAP 180 @ 18:35:53.506		
NO	BEHIND	LAP TIME	NO	BEHIND	LAP TIME	NO	BEHIND	LAP TIME	NO	BEHIND	LAP TIME	NO	BEHIND	LAP TIME
<b>20</b>		1:43.426	<b>20</b>		1:43.459	<b>20</b>		1:43.595	<b>20</b>		1:43.842	<b>20</b>		1:43.494
<b>10</b>	1.218	1:43.406	<b>10</b>	1.094	1:43.335	<b>10</b>	0.886	1:43.387	<b>10</b>	0.651	1:43.607	<b>10</b>	0.538	1:43.381
<b>12</b>	6.289	1:43.668	<b>12</b>	6.527	1:43.697	<b>12</b>	6.610	1:43.678	<b>12</b>	6.252	1:43.484	<b>107</b>	1 Lap	1:51.780
<b>18</b>	7.208	1:43.605	<b>18</b>	7.957	1:44.208	<b>18</b>	8.097	1:43.735	<b>34</b>	8.034	1:43.532	<b>12</b>	6.425	1:43.667
<b>34</b>	8.593	1:42.965	<b>34</b>	8.412	1:43.278	<b>34</b>	8.344	1:43.527	<b>18</b>	9.152	1:44.897	<b>34</b>	7.563	1:43.023
<b>31</b>	9.875	1:43.351	<b>31</b>	9.690	1:43.274	<b>31</b>	9.498	1:43.403	<b>31</b>	9.570	1:43.914	<b>18</b>	9.103	1:43.445
<b>42</b>	11.701	1:43.793	<b>42</b>	12.163	1:43.921	<b>42</b>	12.330	1:43.762	<b>42</b>	12.181	1:43.693	<b>31</b>	9.637	1:43.561
<b>35</b>	1 Lap	1:43.839	<b>35</b>	1 Lap	1:43.649	<b>35</b>	1 Lap	1:43.884	<b>35</b>	1 Lap	1:43.819	<b>42</b>	12.473	1:43.786
<b>25</b>	14.052	1:44.004	<b>25</b>	14.449	1:43.856	<b>25</b>	14.499	1:43.645	<b>25</b>	14.512	1:43.855	<b>35</b>	1 Lap	1:43.716
<b>107</b>	14.628	1:43.997	<b>107</b>	15.114	1:43.945	<b>29</b>	16.021	1:43.935	<b>29</b>	15.848	1:43.669	<b>25</b>	14.786	1:43.768
<b>29</b>	15.184	1:43.992	<b>29</b>	15.681	1:43.956	<b>22</b>	1 Lap	1:43.792	<b>22</b>	1 Lap	1:43.648	<b>29</b>	15.533	1:43.179
<b>22</b>	1 Lap	1:43.781	<b>22</b>	1 Lap	1:43.787	<b>9</b>	1 Lap	1:44.146	<b>9</b>	1 Lap	1:44.840	<b>22</b>	1 Lap	1:43.241
<b>9</b>	1 Lap	1:45.409	<b>9</b>	1 Lap	1:44.188	<b>76</b>	2 Laps	1:44.242	<b>76</b>	2 Laps	1:44.107	<b>9</b>	1 Lap	1:44.394
<b>76</b>	2 Laps	1:44.324	<b>76</b>	2 Laps	1:44.359	<b>62</b>	33.149	1:44.066	<b>62</b>	33.576	1:44.269	<b>62</b>	34.308	1:44.226
<b>62</b>	32.402	1:43.866	<b>62</b>	32.678	1:43.735	<b>911</b>	33.487	1:43.776	<b>911</b>	34.097	1:44.452	<b>911</b>	34.684	1:44.081
<b>911</b>	33.037	1:43.781	<b>911</b>	33.306	1:43.728	<b>6</b>	38.197	1:43.601	<b>6</b>	38.062	1:43.707	<b>76</b>	2 Laps	1:47.852
<b>6</b>	37.803	1:44.008	<b>6</b>	38.191	1:43.847	<b>43</b>	6 Laps	1:44.470	<b>43</b>	6 Laps	1:44.930	<b>6</b>	38.744	1:44.176
<b>43</b>	6 Laps	1:44.811	<b>43</b>	6 Laps	1:45.006	<b>40</b>	4 Laps	1:45.246	<b>40</b>	4 Laps	1:45.044	<b>43</b>	6 Laps	1:44.481
<b>40</b>	4 Laps	1:44.979	<b>40</b>	4 Laps	1:44.702	<b>108</b>	4 Laps	1:43.768	<b>108</b>	4 Laps	1:43.757	<b>40</b>	4 Laps	1:44.779
<b>108</b>	4 Laps	1:44.164	<b>108</b>	4 Laps	1:43.576	<b>17</b>	10 Laps	1:46.445	<b>17</b>	10 Laps	1:46.905	<b>108</b>	4 Laps	1:43.902
<b>17</b>	10 Laps	2:01.038	<b>17</b>	10 Laps	1:46.704	<b>36</b>	4 Laps	1:47.099	<b>36</b>	4 Laps	1:47.437	<b>17</b>	10 Laps	1:46.328
<b>36</b>	4 Laps	1:46.242	<b>36</b>	4 Laps	1:47.251	<b>107</b>	1:39.585	3:08.066 P	<b>188</b>	84 Laps	1:44.370	<b>36</b>	4 Laps	1:47.496
<b>188</b>	84 Laps	1:45.135	<b>188</b>	84 Laps	1:44.742	<b>188</b>	84 Laps	1:44.635						

Weather / Track : Showers / Wet



# Kyalami 9 Hours

## RACE - LAP CHART

LAP 181 @ 18:37:37.466			LAP 182 @ 18:39:21.075			LAP 183 @ 18:41:04.862			LAP 184 @ 18:42:48.414			LAP 185 @ 18:44:31.937		
NO	BEHIND	LAP TIME	NO	BEHIND	LAP TIME	NO	BEHIND	LAP TIME	NO	BEHIND	LAP TIME	NO	BEHIND	LAP TIME
<b>20</b>		1:43.960	<b>20</b>		1:43.609	<b>20</b>		1:43.787	<b>20</b>		1:43.552	<b>20</b>		1:43.523
<b>10</b>	1.224	1:44.646	<b>10</b>	1.371	1:43.756	<b>10</b>	4.111	1:46.527	<b>10</b>	4.116	1:43.557	<b>10</b>	3.726	1:43.133
<b>188</b>	85 Laps	1:46.783	<b>107</b>	1 Lap	1:43.950	<b>107</b>	1 Lap	1:44.171	<b>107</b>	1 Lap	1:43.888	<b>107</b>	1 Lap	1:43.326
<b>107</b>	1 Lap	1:43.765	<b>188</b>	85 Laps	1:46.958	<b>34</b>	7.689	1:44.638	<b>34</b>	7.501	1:43.364	<b>34</b>	7.288	1:43.310
<b>12</b>	6.269	1:43.804	<b>12</b>	6.461	1:43.801	<b>188</b>	85 Laps	1:47.002	<b>12</b>	9.107	1:44.297	<b>12</b>	9.385	1:43.801
<b>34</b>	7.042	1:43.439	<b>34</b>	6.838	1:43.405	<b>12</b>	8.362	1:45.688	<b>18</b>	10.137	1:44.348	<b>18</b>	10.637	1:44.023
<b>18</b>	8.718	1:43.575	<b>18</b>	8.942	1:43.833	<b>18</b>	9.341	1:44.186	<b>31</b>	10.655	1:44.477	<b>31</b>	11.026	1:43.894
<b>31</b>	9.438	1:43.761	<b>31</b>	9.553	1:43.724	<b>31</b>	9.730	1:43.964	<b>188</b>	85 Laps	1:48.446	<b>42</b>	14.749	1:44.164
<b>42</b>	12.782	1:44.269	<b>42</b>	13.086	1:43.913	<b>36</b>	5 Laps	1:55.546	<b>42</b>	14.108	1:44.354	<b>188</b>	85 Laps	1:46.855
<b>35</b>	1 Lap	1:43.841	<b>35</b>	1 Lap	1:43.821	<b>42</b>	13.306	1:44.007	<b>35</b>	1 Lap	1:44.384	<b>35</b>	1 Lap	1:44.715
<b>25</b>	14.811	1:43.985	<b>29</b>	15.504	1:43.963	<b>35</b>	1 Lap	1:44.007	<b>29</b>	15.750	1:43.822	<b>29</b>	16.695	1:44.468
<b>29</b>	15.150	1:43.577	<b>25</b>	16.109	1:44.907	<b>29</b>	15.480	1:43.763	<b>25</b>	16.660	1:44.217	<b>25</b>	17.144	1:44.007
<b>22</b>	1 Lap	1:43.469	<b>22</b>	1 Lap	1:43.836	<b>25</b>	15.995	1:43.673	<b>36</b>	5 Laps	1:52.381	<b>36</b>	5 Laps	1:47.768
<b>9</b>	1 Lap	1:45.162	<b>9</b>	1 Lap	1:44.742	<b>22</b>	1 Lap	1:43.577	<b>22</b>	1 Lap	1:46.485	<b>22</b>	1 Lap	1:44.274
<b>62</b>	34.412	1:44.064	<b>62</b>	35.104	1:44.301	<b>9</b>	1 Lap	1:45.041	<b>62</b>	36.988	1:44.973	<b>62</b>	37.827	1:44.362
<b>911</b>	34.763	1:44.039	<b>911</b>	35.466	1:44.312	<b>62</b>	35.567	1:44.250	<b>911</b>	37.281	1:44.940	<b>911</b>	38.153	1:44.395
<b>76</b>	2 Laps	1:44.784	<b>76</b>	2 Laps	1:44.538	<b>911</b>	35.893	1:44.214	<b>9</b>	1 Lap	1:46.748	<b>9</b>	1 Lap	1:44.603
<b>6</b>	38.800	1:44.016	<b>6</b>	39.365	1:44.174	<b>76</b>	2 Laps	1:44.367	<b>76</b>	2 Laps	1:44.917	<b>76</b>	2 Laps	1:44.547
<b>43</b>	6 Laps	1:45.067	<b>43</b>	6 Laps	1:44.864	<b>6</b>	39.614	1:44.036	<b>6</b>	40.428	1:44.366	<b>6</b>	41.467	1:44.562
<b>40</b>	4 Laps	1:45.037	<b>40</b>	4 Laps	1:45.234	<b>43</b>	6 Laps	1:44.999	<b>43</b>	6 Laps	1:45.418	<b>43</b>	6 Laps	1:45.377
<b>108</b>	4 Laps	1:44.393	<b>108</b>	4 Laps	1:44.401	<b>40</b>	4 Laps	1:45.215	<b>40</b>	4 Laps	1:45.547	<b>108</b>	4 Laps	1:45.041
<b>17</b>	10 Laps	1:45.625	<b>17</b>	10 Laps	1:46.150	<b>108</b>	4 Laps	1:44.871	<b>108</b>	4 Laps	1:44.495	<b>40</b>	4 Laps	1:46.616
<b>36</b>	4 Laps	1:47.076				<b>17</b>	10 Laps	1:46.048	<b>17</b>	10 Laps	1:45.906	<b>17</b>	10 Laps	1:45.683

Weather / Track : Showers / Wet

# Kyalami 9 Hours

## RACE - LAP CHART

LAP 186 @ 18:46:15.512			LAP 187 @ 18:47:58.839			LAP 188 @ 18:49:42.388			LAP 189 @ 18:51:26.036			LAP 190 @ 18:53:09.637		
NO	BEHIND	LAP TIME	NO	BEHIND	LAP TIME	NO	BEHIND	LAP TIME	NO	BEHIND	LAP TIME	NO	BEHIND	LAP TIME
<b>20</b>		1:43.575	<b>20</b>		1:43.327	<b>20</b>		1:43.549	<b>20</b>		1:43.648	<b>20</b>		1:43.601
<b>10</b>	3.337	1:43.186	<b>10</b>	3.209	1:43.199	<b>10</b>	3.104	1:43.444	<b>10</b>	2.844	1:43.388	<b>10</b>	2.551	1:43.308
<b>107</b>	1 Lap	1:43.760	<b>107</b>	1 Lap	1:44.999	<b>107</b>	1 Lap	1:44.132	<b>107</b>	1 Lap	1:44.016	<b>107</b>	1 Lap	1:43.783
<b>34</b>	6.939	1:43.226	<b>34</b>	7.188	1:43.576	<b>34</b>	7.655	1:44.016	<b>34</b>	8.125	1:44.118	<b>34</b>	8.254	1:43.730
<b>12</b>	9.438	1:43.628	<b>12</b>	9.790	1:43.679	<b>12</b>	10.127	1:43.886	<b>12</b>	10.010	1:43.531	<b>12</b>	10.543	1:44.134
<b>18</b>	10.853	1:43.791	<b>18</b>	11.149	1:43.623	<b>18</b>	11.406	1:43.806	<b>18</b>	11.685	1:43.927	<b>18</b>	11.851	1:43.767
<b>31</b>	11.286	1:43.835	<b>31</b>	11.777	1:43.818	<b>31</b>	11.897	1:43.669	<b>31</b>	12.038	1:43.789	<b>31</b>	12.263	1:43.826
<b>42</b>	14.862	1:43.688	<b>42</b>	15.205	1:43.670	<b>22</b>	2 Laps	3:11.647 P	<b>42</b>	16.166	1:44.153	<b>42</b>	16.468	1:43.903
<b>35</b>	1 Lap	1:44.173	<b>29</b>	18.421	1:44.373	<b>42</b>	15.661	1:44.005	<b>29</b>	18.023	1:43.352	<b>29</b>	17.723	1:43.301
<b>29</b>	17.375	1:44.255	<b>25</b>	18.980	1:44.333	<b>29</b>	18.319	1:43.447	<b>25</b>	18.961	1:43.393	<b>36</b>	6 Laps	3:09.671 P
<b>25</b>	17.974	1:44.405	<b>35</b>	1 Lap	1:46.256	<b>25</b>	19.216	1:43.785	<b>188</b>	85 Laps	1:45.717	<b>25</b>	19.574	1:44.214
<b>188</b>	85 Laps	1:47.377	<b>188</b>	85 Laps	1:45.070	<b>188</b>	85 Laps	1:45.286	<b>22</b>	2 Laps	1:59.046	<b>188</b>	85 Laps	1:45.268
<b>36</b>	5 Laps	1:47.629	<b>36</b>	5 Laps	1:47.243	<b>36</b>	5 Laps	1:48.029	<b>62</b>	40.114	1:44.033	<b>22</b>	2 Laps	1:48.415
<b>22</b>	1 Lap	1:44.155	<b>62</b>	39.099	1:44.006	<b>62</b>	39.729	1:44.179	<b>911</b>	40.693	1:44.001	<b>62</b>	40.680	1:44.167
<b>62</b>	38.420	1:44.168	<b>911</b>	39.601	1:44.090	<b>911</b>	40.340	1:44.288	<b>9</b>	1 Lap	1:45.188	<b>911</b>	40.992	1:43.900
<b>911</b>	38.838	1:44.260	<b>9</b>	1 Lap	1:44.468	<b>43</b>	7 Laps	3:06.348 P	<b>6</b>	45.387	1:44.568	<b>9</b>	1 Lap	1:46.104
<b>9</b>	1 Lap	1:44.558	<b>6</b>	43.401	1:44.356	<b>9</b>	1 Lap	1:45.192	<b>43</b>	7 Laps	1:53.537	<b>6</b>	47.041	1:45.255
<b>6</b>	42.372	1:44.480	<b>76</b>	2 Laps	1:45.875	<b>6</b>	44.467	1:44.615	<b>76</b>	2 Laps	1:46.482	<b>43</b>	7 Laps	1:44.369
<b>76</b>	2 Laps	1:47.202	<b>108</b>	4 Laps	1:44.543	<b>76</b>	2 Laps	1:46.254	<b>40</b>	5 Laps	3:22.423 P	<b>76</b>	2 Laps	1:46.127
<b>43</b>	6 Laps	1:45.640	<b>40</b>	4 Laps	1:46.427	<b>35</b>	1 Lap	2:24.735 P	<b>108</b>	4 Laps	1:44.124	<b>108</b>	4 Laps	1:44.244
<b>108</b>	4 Laps	1:44.164	<b>17</b>	10 Laps	1:46.375	<b>108</b>	4 Laps	1:43.687	<b>35</b>	1 Lap	1:50.701	<b>35</b>	1 Lap	1:44.385
<b>40</b>	4 Laps	1:46.109				<b>17</b>	10 Laps	1:46.892	<b>17</b>	10 Laps	1:46.811	<b>40</b>	5 Laps	1:58.093
<b>17</b>	10 Laps	1:46.050												

Weather / Track : Showers / Wet

# Kyalami 9 Hours

## RACE - LAP CHART

LAP 191 @ 18:54:52.792			LAP 192 @ 18:56:36.019			LAP 193 @ 18:58:37.937			LAP 194 @ 19:00:21.297			LAP 195 @ 19:02:04.740		
NO	BEHIND	LAP TIME	NO	BEHIND	LAP TIME	NO	BEHIND	LAP TIME	NO	BEHIND	LAP TIME	NO	BEHIND	LAP TIME
20		1:43.155	20		1:43.227	29		1:43.922	29		1:43.360	29		1:43.443
10	3.185	1:43.789	107	1 Lap	1:44.203	17	11 Laps	1:52.254	17	11 Laps	1:47.353	17	11 Laps	1:46.766
17	11 Laps	1:51.009	17	11 Laps	1:49.617	911	1 Lap	3:07.075 P	911	1 Lap	1:52.460	911	1 Lap	1:45.025
107	1 Lap	1:43.740	18	12.743	1:43.656	188	85 Laps	1:45.426	9	2 Laps	3:08.780 P	188	85 Laps	1:45.999
34	8.766	1:43.667	29	17.996	1:43.253	36	6 Laps	1:45.504	188	85 Laps	1:45.701	36	6 Laps	1:45.688
18	12.314	1:43.618	6	1 Lap	3:07.117 P	20	18.952	2:20.870 P	36	6 Laps	1:45.168	25	1 Lap	1:45.300
31	12.799	1:43.691	25	1 Lap	3:36.444 P	25	1 Lap	1:54.055	25	1 Lap	1:45.139	20	25.863	1:44.161
29	17.970	1:43.402	188	85 Laps	1:45.543	6	1 Lap	1:56.769	20	25.145	1:49.553	9	2 Laps	1:54.817
188	85 Laps	1:45.665	36	6 Laps	1:44.936	22	2 Laps	1:47.235	6	1 Lap	1:47.190	6	1 Lap	1:46.755
36	6 Laps	1:56.775	10	41.168	2:21.210 P	10	29.179	1:49.929	10	30.196	1:44.377	10	30.868	1:44.115
22	2 Laps	1:47.206	22	2 Laps	1:47.164	18	33.597	2:22.772 P	22	2 Laps	1:47.352	34	35.443	1:43.923
911	42.501	1:44.664	34	46.721	2:21.182 P	34	34.692	1:49.889	34	34.963	1:43.631	22	2 Laps	1:47.485
9	1 Lap	1:46.114	9	1 Lap	1:45.440	43	7 Laps	1:45.414	43	7 Laps	1:44.214	43	7 Laps	1:44.318
43	7 Laps	1:44.633	43	7 Laps	1:44.112	76	2 Laps	1:45.918	18	40.566	1:50.329	18	41.439	1:44.316
42	55.643	2:22.330 P	76	2 Laps	1:45.934	42	45.074	1:44.608	42	46.018	1:44.304	42	46.871	1:44.296
76	2 Laps	1:45.863	42	1:02.384	1:49.968	108	4 Laps	1:43.961	76	2 Laps	1:46.933	76	2 Laps	1:45.880
108	4 Laps	1:46.270	108	4 Laps	1:44.116	35	1 Lap	1:44.451	108	4 Laps	1:44.899	108	4 Laps	1:44.645
35	1 Lap	1:44.680	35	1 Lap	1:44.504	62	1:04.791	1:44.729	35	1 Lap	1:44.454	35	1 Lap	1:44.582
62	1:15.463	2:17.938 P	62	1:21.980	1:49.744	40	5 Laps	1:49.516	62	1:05.788	1:44.357	62	1:06.540	1:44.195
40	5 Laps	1:50.417	40	5 Laps	1:50.052	12	1:22.413	1:44.174	12	1:24.724	1:45.671	12	1:25.075	1:43.794
12	1:31.920	3:04.532 P	31	1:35.185	3:05.613 P	31	1:25.133	1:51.866	31	1:25.647	1:43.874	31	1:25.774	1:43.570
			12	1:40.157	1:51.464	107	1:35.349	1:43.997	107	1:36.859	1:44.870	107	1:37.316	1:43.900
			107	1:53.270	1:44.021				40	5 Laps	2:01.236	40	5 Laps	1:48.817
												17	10 Laps	1:47.028
												911	1:59.872	1:44.759
												36	5 Laps	1:45.527
												188	84 Laps	1:46.627
												25	2:10.573	1:45.164

Weather / Track : Showers / Wet

# Kyalami 9 Hours

## RACE - LAP CHART

LAP 196 @ 19:04:17.002			LAP 197 @ 19:06:01.141			LAP 198 @ 19:07:46.349			LAP 199 @ 19:09:31.508			LAP 200 @ 19:11:15.442		
NO	BEHIND	LAP TIME	NO	BEHIND	LAP TIME	NO	BEHIND	LAP TIME	NO	BEHIND	LAP TIME	NO	BEHIND	LAP TIME
<b>20</b>		1:46.399	<b>20</b>		1:44.139	<b>20</b>		1:45.208	<b>20</b>		1:45.159	<b>20</b>		1:43.934
<b>9</b>	2 Laps	1:46.032	<b>9</b>	2 Laps	1:44.062	<b>9</b>	2 Laps	1:44.844	<b>25</b>	1 Lap	1:46.576	<b>25</b>	1 Lap	1:46.086
<b>10</b>	3.323	1:44.717	<b>76</b>	3 Laps	3:08.305 P	<b>10</b>	1.739	1:43.886	<b>9</b>	2 Laps	1:46.185	<b>9</b>	2 Laps	1:45.776
<b>6</b>	1 Lap	1:47.674	<b>10</b>	3.061	1:43.877	<b>34</b>	4.835	1:43.492	<b>10</b>	1.676	1:45.096	<b>10</b>	3.498	1:45.756
<b>34</b>	6.700	1:43.519	<b>34</b>	6.551	1:43.990	<b>6</b>	1 Lap	1:45.972	<b>34</b>	3.190	1:43.514	<b>34</b>	3.789	1:44.533
<b>43</b>	7 Laps	1:44.772	<b>6</b>	1 Lap	1:46.697	<b>76</b>	3 Laps	1:54.241	<b>6</b>	1 Lap	1:46.414	<b>17</b>	11 Laps	1:54.083
<b>22</b>	2 Laps	1:47.642	<b>43</b>	7 Laps	1:44.521	<b>43</b>	7 Laps	1:45.659	<b>76</b>	3 Laps	1:45.536	<b>6</b>	1 Lap	1:46.392
<b>18</b>	13.578	1:44.401	<b>18</b>	14.421	1:44.982	<b>18</b>	13.352	1:44.139	<b>18</b>	13.888	1:45.695	<b>76</b>	3 Laps	1:44.967
<b>42</b>	19.118	1:44.509	<b>22</b>	2 Laps	1:47.451	<b>22</b>	2 Laps	1:46.370	<b>43</b>	7 Laps	1:47.480	<b>18</b>	14.377	1:44.423
<b>108</b>	4 Laps	1:43.949	<b>42</b>	19.331	1:44.352	<b>42</b>	18.223	1:44.100	<b>42</b>	19.357	1:46.293	<b>43</b>	7 Laps	1:45.172
<b>35</b>	1 Lap	1:44.670	<b>108</b>	4 Laps	1:43.967	<b>188</b>	86 Laps	3:58.020 P	<b>22</b>	2 Laps	1:48.105	<b>42</b>	19.807	1:44.384
<b>62</b>	38.652	1:44.374	<b>35</b>	1 Lap	1:44.428	<b>108</b>	4 Laps	1:44.142	<b>108</b>	4 Laps	1:44.916	<b>108</b>	4 Laps	1:45.326
<b>29</b>	43.924	2:56.186 P	<b>62</b>	38.543	1:44.030	<b>35</b>	1 Lap	1:44.257	<b>35</b>	1 Lap	1:45.227	<b>22</b>	2 Laps	1:49.996
<b>12</b>	56.809	1:43.996	<b>29</b>	51.185	1:51.400	<b>62</b>	37.446	1:44.111	<b>188</b>	86 Laps	1:52.341	<b>35</b>	1 Lap	1:44.151
<b>31</b>	57.222	1:43.710	<b>31</b>	56.935	1:43.852	<b>29</b>	49.365	1:43.388	<b>62</b>	36.738	1:44.451	<b>188</b>	86 Laps	1:46.632
<b>107</b>	1:09.054	1:44.000	<b>12</b>	57.660	1:44.990	<b>31</b>	54.971	1:43.244	<b>29</b>	48.135	1:43.929	<b>62</b>	37.393	1:44.589
<b>40</b>	5 Laps	1:48.789	<b>107</b>	1:09.356	1:44.441	<b>12</b>	55.988	1:43.536	<b>31</b>	53.132	1:43.320	<b>29</b>	47.732	1:43.531
<b>17</b>	10 Laps	1:47.477	<b>40</b>	5 Laps	1:48.664	<b>107</b>	1:08.056	1:43.908	<b>12</b>	54.507	1:43.678	<b>31</b>	52.636	1:43.438
<b>911</b>	1:32.422	1:44.812	<b>911</b>	1:32.474	1:44.191	<b>40</b>	5 Laps	1:49.307	<b>107</b>	1:06.477	1:43.580	<b>12</b>	54.181	1:43.608
<b>36</b>	5 Laps	1:45.208	<b>17</b>	10 Laps	1:49.334	<b>911</b>	1:31.545	1:44.279	<b>911</b>	1:31.364	1:44.978	<b>107</b>	1:06.233	1:43.690
<b>25</b>	1:43.473	1:45.162	<b>36</b>	5 Laps	1:45.644	<b>17</b>	10 Laps	1:48.169	<b>40</b>	5 Laps	1:49.503	<b>911</b>	1:31.219	1:43.789
			<b>25</b>	1:44.682	1:45.348	<b>36</b>	5 Laps	1:45.323	<b>36</b>	5 Laps	1:45.507	<b>40</b>	5 Laps	1:48.076
												<b>36</b>	5 Laps	1:44.985

Weather / Track : Showers / Wet

Kyalami Grand Prix Circuit  
 Circuit Length = 4.522 km  
 Start: 12:58 Flag 21:58 End: 22:03

# Kyalami 9 Hours

## RACE - LAP CHART

LAP 201 @ 19:12:59.711			LAP 202 @ 19:14:43.490			LAP 203 @ 19:16:28.162			LAP 204 @ 19:18:12.451			LAP 205 @ 19:19:56.302		
NO	BEHIND	LAP TIME	NO	BEHIND	LAP TIME	NO	BEHIND	LAP TIME	NO	BEHIND	LAP TIME	NO	BEHIND	LAP TIME
<b>20</b>		1:44.269	<b>20</b>		1:43.779	<b>20</b>		1:44.672	<b>20</b>		1:44.289	<b>20</b>		1:43.851
<b>25</b>	1 Lap	1:46.161	<b>34</b>	6.847	1:45.286	<b>36</b>	6 Laps	1:46.811	<b>36</b>	6 Laps	1:45.479	<b>36</b>	6 Laps	1:45.486
<b>9</b>	2 Laps	1:46.267	<b>9</b>	2 Laps	1:46.532	<b>40</b>	6 Laps	1:49.953	<b>34</b>	5.875	1:44.128	<b>34</b>	5.809	1:43.785
<b>34</b>	5.340	1:45.820	<b>10</b>	8.457	1:46.502	<b>108</b>	5 Laps	3:06.064 P	<b>40</b>	6 Laps	1:48.177	<b>9</b>	2 Laps	1:43.717
<b>10</b>	5.734	1:46.505	<b>25</b>	1 Lap	1:47.630	<b>34</b>	6.036	1:43.861	<b>9</b>	2 Laps	1:43.778	<b>10</b>	8.824	1:44.936
<b>17</b>	11 Laps	1:51.142	<b>18</b>	16.808	1:45.266	<b>9</b>	2 Laps	1:43.709	<b>10</b>	7.739	1:44.099	<b>40</b>	6 Laps	1:49.572
<b>6</b>	1 Lap	1:46.241	<b>6</b>	1 Lap	1:46.963	<b>10</b>	7.929	1:44.144	<b>25</b>	1 Lap	1:45.289	<b>25</b>	1 Lap	1:45.575
<b>18</b>	15.321	1:45.213	<b>76</b>	3 Laps	1:45.484	<b>25</b>	1 Lap	1:45.786	<b>108</b>	5 Laps	1:55.660	<b>108</b>	5 Laps	1:45.322
<b>76</b>	3 Laps	1:47.220	<b>43</b>	7 Laps	1:45.640	<b>18</b>	16.569	1:44.433	<b>18</b>	16.536	1:44.256	<b>18</b>	17.648	1:44.963
<b>43</b>	7 Laps	1:45.389	<b>17</b>	11 Laps	1:52.273	<b>6</b>	1 Lap	1:46.016	<b>76</b>	3 Laps	1:44.709	<b>76</b>	3 Laps	1:43.895
<b>42</b>	20.076	1:44.538	<b>42</b>	20.906	1:44.609	<b>76</b>	3 Laps	1:45.875	<b>42</b>	21.376	1:44.807	<b>42</b>	21.930	1:44.405
<b>108</b>	4 Laps	1:45.471	<b>35</b>	1 Lap	1:44.432	<b>43</b>	7 Laps	1:45.594	<b>6</b>	1 Lap	1:47.251	<b>6</b>	1 Lap	1:45.829
<b>22</b>	2 Laps	1:47.614	<b>22</b>	2 Laps	1:48.197	<b>42</b>	20.858	1:44.624	<b>43</b>	7 Laps	1:46.779	<b>43</b>	7 Laps	1:45.866
<b>35</b>	1 Lap	1:44.887	<b>188</b>	86 Laps	1:45.700	<b>17</b>	11 Laps	1:49.067	<b>17</b>	11 Laps	1:48.216	<b>35</b>	1 Lap	1:44.150
<b>188</b>	86 Laps	1:46.034	<b>62</b>	38.184	1:44.251	<b>35</b>	1 Lap	1:44.635	<b>35</b>	1 Lap	1:44.072	<b>17</b>	11 Laps	1:49.890
<b>62</b>	37.712	1:44.588	<b>29</b>	46.807	1:43.543	<b>22</b>	2 Laps	1:48.147	<b>62</b>	39.280	1:45.581	<b>62</b>	39.932	1:44.503
<b>29</b>	47.043	1:43.580	<b>31</b>	51.730	1:43.480	<b>62</b>	37.988	1:44.476	<b>188</b>	86 Laps	1:45.533	<b>188</b>	86 Laps	1:45.815
<b>31</b>	52.029	1:43.662	<b>12</b>	53.830	1:43.931	<b>188</b>	86 Laps	1:47.066	<b>22</b>	2 Laps	1:48.864	<b>22</b>	2 Laps	1:47.206
<b>12</b>	53.678	1:43.766	<b>107</b>	1:05.833	1:43.812	<b>29</b>	45.668	1:43.533	<b>29</b>	45.942	1:44.563	<b>29</b>	45.827	1:43.736
<b>107</b>	1:05.800	1:43.836	<b>911</b>	1:31.156	1:44.184	<b>31</b>	50.524	1:43.466	<b>31</b>	49.755	1:43.520	<b>31</b>	49.294	1:43.390
<b>911</b>	1:30.751	1:43.801				<b>12</b>	53.282	1:44.124	<b>12</b>	52.943	1:43.950	<b>12</b>	52.625	1:43.533
<b>40</b>	5 Laps	1:47.877				<b>107</b>	1:04.682	1:43.521	<b>107</b>	1:04.069	1:43.676	<b>107</b>	1:03.680	1:43.462
<b>36</b>	5 Laps	1:45.167				<b>911</b>	1:30.705	1:44.221	<b>911</b>	1:31.303	1:44.887	<b>911</b>	1:31.366	1:43.914

Weather / Track : Showers / Wet

# Kyalami 9 Hours

## RACE - LAP CHART

LAP 206 @ 19:21:40.087			LAP 207 @ 19:23:23.762			LAP 208 @ 19:25:07.451			LAP 209 @ 19:26:51.066			LAP 210 @ 19:28:34.799		
NO	BEHIND	LAP TIME	NO	BEHIND	LAP TIME	NO	BEHIND	LAP TIME	NO	BEHIND	LAP TIME	NO	BEHIND	LAP TIME
<b>20</b>		1:43.785	<b>20</b>		1:43.675	<b>20</b>		1:43.689	<b>20</b>		1:43.615	<b>20</b>		1:43.733
<b>34</b>	5.782	1:43.758	<b>34</b>	5.598	1:43.491	<b>34</b>	5.366	1:43.457	<b>34</b>	5.059	1:43.308	<b>34</b>	5.110	1:43.784
<b>9</b>	2 Laps	1:43.807	<b>9</b>	2 Laps	1:43.610	<b>9</b>	2 Laps	1:43.517	<b>10</b>	9.554	1:43.656	<b>10</b>	9.287	1:43.466
<b>36</b>	6 Laps	1:48.001	<b>10</b>	9.535	1:44.156	<b>10</b>	9.513	1:43.667	<b>36</b>	6 Laps	1:45.037	<b>36</b>	6 Laps	1:44.963
<b>10</b>	9.054	1:44.015	<b>36</b>	6 Laps	1:46.462	<b>36</b>	6 Laps	1:45.149	<b>25</b>	1 Lap	1:44.857	<b>25</b>	1 Lap	1:45.319
<b>25</b>	1 Lap	1:45.342	<b>25</b>	1 Lap	1:44.710	<b>25</b>	1 Lap	1:44.950	<b>9</b>	2 Laps	1:57.918 P	<b>18</b>	22.243	1:44.677
<b>108</b>	5 Laps	1:45.330	<b>18</b>	19.727	1:44.201	<b>18</b>	20.129	1:44.091	<b>18</b>	21.299	1:44.785	<b>76</b>	3 Laps	1:44.201
<b>18</b>	19.201	1:45.338	<b>76</b>	3 Laps	1:45.165	<b>76</b>	3 Laps	1:43.851	<b>76</b>	3 Laps	1:43.931	<b>108</b>	5 Laps	1:44.413
<b>40</b>	6 Laps	1:51.625	<b>108</b>	5 Laps	1:48.143	<b>108</b>	5 Laps	1:44.611	<b>108</b>	5 Laps	1:44.103	<b>42</b>	26.269	1:44.569
<b>76</b>	3 Laps	1:44.509	<b>42</b>	23.904	1:44.658	<b>42</b>	24.693	1:44.478	<b>42</b>	25.433	1:44.355	<b>9</b>	2 Laps	1:50.346
<b>42</b>	22.921	1:44.776	<b>40</b>	6 Laps	1:49.544	<b>43</b>	7 Laps	1:46.487	<b>43</b>	7 Laps	1:44.662	<b>43</b>	7 Laps	1:44.309
<b>6</b>	1 Lap	1:45.266	<b>6</b>	1 Lap	1:45.451	<b>6</b>	1 Lap	1:47.797	<b>6</b>	1 Lap	1:45.201	<b>35</b>	1 Lap	1:44.875
<b>43</b>	7 Laps	1:45.348	<b>43</b>	7 Laps	1:45.433	<b>40</b>	6 Laps	1:49.973	<b>35</b>	1 Lap	1:44.438	<b>6</b>	1 Lap	1:46.734
<b>35</b>	1 Lap	1:45.281	<b>35</b>	1 Lap	1:43.897	<b>35</b>	1 Lap	1:44.261	<b>40</b>	6 Laps	1:48.100	<b>40</b>	6 Laps	1:46.703
<b>17</b>	11 Laps	1:48.205	<b>62</b>	40.685	1:44.010	<b>17</b>	12 Laps	3:21.298 P	<b>62</b>	42.637	1:44.463	<b>62</b>	43.599	1:44.695
<b>62</b>	40.350	1:44.203	<b>29</b>	47.014	1:43.973	<b>62</b>	41.789	1:44.793	<b>31</b>	48.454	1:43.457	<b>31</b>	47.779	1:43.058
<b>188</b>	86 Laps	1:45.861	<b>188</b>	86 Laps	1:46.559	<b>31</b>	48.612	1:43.372	<b>188</b>	86 Laps	1:46.014	<b>12</b>	55.624	1:43.699
<b>29</b>	46.716	1:44.674	<b>31</b>	48.929	1:43.237	<b>188</b>	86 Laps	1:47.355	<b>12</b>	55.658	1:44.002	<b>188</b>	86 Laps	1:46.397
<b>31</b>	49.367	1:43.858	<b>12</b>	55.173	1:45.740	<b>12</b>	55.271	1:43.787	<b>17</b>	12 Laps	2:09.606	<b>107</b>	1:03.168	1:43.823
<b>22</b>	2 Laps	1:49.496	<b>22</b>	2 Laps	1:48.548	<b>22</b>	2 Laps	1:47.609	<b>107</b>	1:03.078	1:43.835	<b>29</b>	1:05.148	1:43.607
<b>12</b>	53.108	1:44.268	<b>107</b>	1:03.005	1:43.346	<b>29</b>	59.679	1:56.354 P	<b>22</b>	2 Laps	1:49.194	<b>22</b>	2 Laps	1:48.118
<b>107</b>	1:03.334	1:43.439	<b>911</b>	1:32.377	1:44.251	<b>107</b>	1:02.858	1:43.542	<b>29</b>	1:05.274	1:49.210	<b>17</b>	12 Laps	1:54.404
<b>911</b>	1:31.801	1:44.220				<b>911</b>	1:32.511	1:43.823	<b>911</b>	1:32.860	1:43.964	<b>911</b>	1:32.812	1:43.685

Weather / Track : Showers / Wet

# Kyalami 9 Hours

## RACE - LAP CHART

LAP 211 @ 19:30:18.018			LAP 212 @ 19:32:01.451			LAP 213 @ 19:34:40.189			LAP 214 @ 19:38:02.070			LAP 215 @ 19:41:25.444		
NO	BEHIND	LAP TIME	NO	BEHIND	LAP TIME	NO	BEHIND	LAP TIME	NO	BEHIND	LAP TIME	NO	BEHIND	LAP TIME
20		1:43.219	20		1:43.433	20		2:38.738 P	20		3:21.881	20		3:23.374
34	5.372	1:43.481	34	5.307	1:43.368	34	10.325	2:43.756 P	34	10.208	3:21.764	34	10.329	3:23.495
10	9.546	1:43.478	10	9.299	1:43.186	36	6 Laps	2:33.598	36	6 Laps	3:20.736	911	1 Lap	4:04.528 P
36	6 Laps	1:45.361	36	6 Laps	1:45.406	25	1 Lap	2:30.691	25	1 Lap	3:20.597	76	3 Laps	3:26.877
25	1 Lap	1:45.013	25	1 Lap	1:45.363	76	3 Laps	2:30.309	9	2 Laps	3:21.302	42	1:07.792	3:26.174
76	3 Laps	1:44.526	76	3 Laps	1:43.557	9	2 Laps	2:47.592	76	3 Laps	3:50.596 P	36	6 Laps	4:40.531 P
18	24.577	1:45.553	18	25.894	1:44.750	6	1 Lap	2:55.992 P	107	1 Lap	5:49.888 P	25	1 Lap	4:41.490 P
108	5 Laps	1:44.183	42	29.479	1:45.323	10	1:03.436	3:32.875 P	6	1 Lap	3:22.178	107	1 Lap	4:05.730 P
42	27.589	1:44.539	9	2 Laps	1:44.896	42	1:05.331	3:14.590 P	10	1:04.681	3:23.126	9	2 Laps	4:40.958 P
9	2 Laps	1:44.470	43	7 Laps	1:44.681	40	6 Laps	2:56.727	42	1:04.992	3:21.542	43	7 Laps	4:06.955 P
43	7 Laps	1:44.183	35	1 Lap	1:44.974	43	7 Laps	3:17.027 P	40	6 Laps	3:21.276	12	2:00.617	3:26.222
35	1 Lap	1:44.255	6	1 Lap	1:46.132	188	86 Laps	3:00.868	43	7 Laps	3:22.270	29	2:07.725	3:25.458
6	1 Lap	1:46.090	62	47.490	1:45.954	18	1:37.113	3:49.957 P	188	86 Laps	3:19.229	6	1 Lap	4:37.946 P
40	6 Laps	1:47.031	31	47.764	1:43.554	31	1:38.650	3:29.624 P	18	1:36.501	3:21.269	10	2:18.874	4:37.567 P
62	44.969	1:44.589	40	6 Laps	1:49.789	35	1 Lap	3:58.251 P	31	1:38.794	3:22.025	31	2:20.789	4:05.369 P
31	47.643	1:43.083	12	56.469	1:43.582	12	1:57.643	3:39.912 P	35	1 Lap	3:22.296	40	6 Laps	4:48.910 P
12	56.320	1:43.915	188	86 Laps	1:45.680	29	2:05.788	3:38.930 P	12	1:57.769	3:22.007	188	86 Laps	4:44.458 P
188	86 Laps	1:45.931	107	1:04.050	1:44.062	62	2:18.118	4:09.366 P	29	2:05.641	3:21.734	35	1 Lap	4:12.432 P
107	1:03.421	1:43.472	29	1:05.596	1:43.525	17	12 Laps	3:26.884	62	2:19.608	3:23.371	18	2:50.785	4:37.658 P
29	1:05.504	1:43.575	22	2 Laps	1:56.826	911	3:00.747	3:51.759 P	17	12 Laps	3:28.544	62	3:08.722	4:12.488 P
22	2 Laps	1:48.218	17	12 Laps	2:05.675				22	3 Laps	7:49.196 P	22	3 Laps	3:25.819
17	12 Laps	1:51.726	911	1:47.726	1:58.215							911	3:45.343	3:25.323
911	1:32.944	1:43.351										17	12 Laps	4:36.061 P

Weather / Track : Showers / Wet

# Kyalami 9 Hours

## RACE - LAP CHART

LAP 216 @ 19:46:16.136				LAP 217 @ 19:49:43.645				LAP 218 @ 19:53:22.961				LAP 219 @ 19:56:48.444				LAP 220 @ 20:00:02.553			
NO	BEHIND	LAP TIME		NO	BEHIND	LAP TIME		NO	BEHIND	LAP TIME		NO	BEHIND	LAP TIME		NO	BEHIND	LAP TIME	
20		4:50.692	P	20		3:27.509		20		3:39.316		20		3:25.483		20		3:14.109	
36	6 Laps	3:23.309		36	6 Laps	3:25.560		36	6 Laps	3:38.893		36	6 Laps	3:25.509		36	6 Laps	3:14.001	
25	1 Lap	3:25.336		25	1 Lap	3:23.155		25	1 Lap	3:38.907		25	1 Lap	3:25.177		25	1 Lap	3:14.065	
107	1 Lap	3:25.427		107	1 Lap	3:24.421		76	3 Laps	3:26.180		76	3 Laps	3:25.486		76	3 Laps	3:14.424	
76	3 Laps	4:17.160	P	76	3 Laps	3:28.501		34	3:067	3:26.309		34	3:011	3:25.427		34	3:473	3:14.571	
34	14.658	4:55.021	P	34	16.074	3:28.925		107	1 Lap	3:35.835	P	9	2 Laps	3:24.642		9	2 Laps	3:14.417	
9	2 Laps	3:27.036		9	2 Laps	3:26.415		9	2 Laps	3:13.433		42	4.810	3:23.380		42	5.184	3:14.483	
43	7 Laps	3:26.951		43	7 Laps	3:27.104		43	7 Laps	3:13.536		10	5.832	3:23.260		10	6.371	3:14.648	
42	53.192	4:36.092	P	42	48.549	3:22.866		42	6.913	2:57.680		31	6.488	3:23.328		31	6.962	3:14.583	
6	1 Lap	3:46.732		6	1 Lap	3:15.697		10	8.055	2:47.896		35	1 Lap	3:22.571		18	11.263	3:16.488	
10	1:10.763	3:42.581		10	59.475	3:16.221		31	8.643	2:46.749		18	8.884	3:21.769		22	3 Laps	3:16.196	
31	1:11.604	3:41.507		31	1:01.210	3:17.115		40	6 Laps	2:44.276		22	3 Laps	3:18.897		911	12.810	3:15.934	
40	6 Laps	3:30.564		40	6 Laps	3:19.681		35	1 Lap	2:41.190		911	10.985	3:18.905		107	1 Lap	3:15.777	
188	86 Laps	3:24.349		35	1 Lap	3:16.754		18	12.598	2:38.495		107	1 Lap	3:33.704		17	12 Laps	3:15.963	
35	1 Lap	3:24.379		18	1:13.419	3:15.810		12	13.605	2:33.728		17	12 Laps	2:26.671		43	7 Laps	3:16.814	
18	1:25.118	3:25.025		12	1:19.193	3:13.347		62	15.282	2:31.385		43	7 Laps	3:33.197	P	40	6 Laps	3:15.046	
12	1:33.355	4:23.430	P	62	1:23.213	3:04.088		22	3 Laps	2:30.605		40	6 Laps	3:32.521	P	12	18.444	3:14.261	
62	1:46.634	3:28.604		22	3 Laps	3:00.517		911	17.563	2:13.818		12	18.292	3:30.170	P	62	19.607	3:13.684	
22	3 Laps	3:24.171		911	1:43.061	2:51.156		29	48.645	2:24.551	P	62	20.032	3:30.233	P	29	20.782	3:13.004	
911	2:19.414	3:24.763		29	2:03.410	2:53.989		17	12 Laps	2:29.616		29	21.887	2:58.725	P	6	3 Laps	10:44.113	
29	2:36.930	5:19.897	P	17	12 Laps	3:08.709		SC	202 Laps	3:24.900		SC	202 Laps	3:14.109		35	1 Lap	6:06.458	P
17	12 Laps	3:43.865		SC	202 Laps	1:46:44.659										SC	202 Laps	3:16.971	

Weather / Track : Showers / Wet



# Kyalami 9 Hours

## RACE - LAP CHART

LAP 221 @ 20:03:19.050			LAP 222 @ 20:06:33.903			LAP 223 @ 20:09:46.664			LAP 224 @ 20:13:31.524			LAP 225 @ 20:18:21.943		
NO	BEHIND	LAP TIME	NO	BEHIND	LAP TIME	NO	BEHIND	LAP TIME	NO	BEHIND	LAP TIME	NO	BEHIND	LAP TIME
20		3:16.497	20		3:14.853	20		3:12.761	20		3:44.860	20		4:50.419
36	6 Laps	3:16.617	36	6 Laps	3:15.139	36	6 Laps	3:12.497	36	6 Laps	3:45.764	36	6 Laps	4:50.355
25	1 Lap	3:16.525	25	1 Lap	3:15.294	25	1 Lap	3:12.357	25	1 Lap	3:46.015	25	1 Lap	4:50.811
76	3 Laps	3:16.278	76	3 Laps	3:15.320	76	3 Laps	3:12.132	76	3 Laps	3:46.215	76	3 Laps	4:50.824
34	2.935	3:15.959	34	3.976	3:15.894	34	2.952	3:11.737	34	4.242	3:46.150	34	5.146	4:51.323
9	2 Laps	3:16.143	9	2 Laps	3:15.932	9	2 Laps	3:12.023	9	2 Laps	3:47.434	9	2 Laps	4:50.461
42	4.535	3:15.848	42	6.074	3:16.392	42	5.325	3:12.012	42	7.980	3:47.515	42	8.134	4:50.573
10	5.528	3:15.654	10	6.881	3:16.206	10	6.428	3:12.308	10	9.231	3:47.663	10	9.126	4:50.314
31	7.133	3:16.668	31	7.776	3:15.496	31	7.475	3:12.460	31	9.988	3:47.373	31	9.882	4:50.313
18	8.450	3:13.684	18	8.591	3:14.994	18	8.606	3:12.776	18	13.719	3:49.973	18	14.073	4:50.773
22	3 Laps	3:13.889	22	3 Laps	3:15.245	22	3 Laps	3:13.072	22	3 Laps	3:50.214	22	3 Laps	4:50.779
911	10.676	3:14.363	911	10.633	3:14.810	911	11.249	3:13.377	911	17.360	3:50.971	911	17.557	4:50.616
107	1 Lap	3:14.753	107	1 Lap	3:14.349	107	1 Lap	3:13.588	107	1 Lap	3:51.693	107	1 Lap	4:50.468
43	7 Laps	3:13.837	43	7 Laps	3:13.588	43	7 Laps	3:13.747	43	7 Laps	3:52.060	43	7 Laps	4:51.031
40	6 Laps	3:14.158	40	6 Laps	3:13.441	40	6 Laps	3:14.088	40	6 Laps	3:52.359	40	6 Laps	4:50.827
12	16.636	3:14.689	12	14.798	3:13.015	12	16.117	3:14.080	12	24.678	3:53.421	12	24.856	4:50.597
62	18.384	3:15.274	62	15.779	3:12.248	62	17.236	3:14.218	62	25.807	3:53.431	62	26.287	4:50.899
29	19.217	3:14.932	17	12 Laps	3:10.615	17	12 Laps	3:14.031	17	12 Laps	3:54.559	17	12 Laps	4:50.727
6	3 Laps	2:14.183	6	3 Laps	3:26.508 P	6	3 Laps	2:59.674	6	3 Laps	3:54.830	6	3 Laps	4:51.276
17	12 Laps	3:21.907 P	29	34.517	3:30.153 P	29	19.879	2:58.123	29	30.562	3:55.543	29	31.186	4:51.043
35	1 Lap	2:27.038	35	1 Lap	2:09.266	35	1 Lap	2:29.185	35	1 Lap	3:55.753	35	1 Lap	4:50.851
SC	202 Laps	3:14.165	SC	202 Laps	3:12.888	SC	202 Laps	3:44.329	SC	202 Laps	4:50.991	SC	202 Laps	4:21.689

Weather / Track : Showers / Wet

# Kyalami 9 Hours

## RACE - LAP CHART

LAP 226 @ 20:22:43.773			LAP 227 @ 20:26:59.261			LAP 228 @ 20:30:48.745			LAP 229 @ 20:34:17.188			LAP 230 @ 20:38:04.842		
NO	BEHIND	LAP TIME	NO	BEHIND	LAP TIME	NO	BEHIND	LAP TIME	NO	BEHIND	LAP TIME	NO	BEHIND	LAP TIME
20		4:21.830	20		4:15.488	20		3:49.484	20		3:28.443	20		3:47.654
36	6 Laps	4:21.391	36	6 Laps	4:15.359	36	6 Laps	3:49.901	36	6 Laps	3:27.684	36	6 Laps	3:47.945
25	1 Lap	4:22.013	25	1 Lap	4:14.851	76	3 Laps	3:48.378	76	3 Laps	3:27.233	76	3 Laps	3:48.170
76	3 Laps	4:22.780	76	3 Laps	4:14.074	34	3.151	3:47.824	9	2 Laps	3:26.425	9	2 Laps	3:47.609
34	5.997	4:22.681	34	4.811	4:14.302	9	2 Laps	3:48.109	10	3.636	3:25.790	10	3.493	3:47.511
9	2 Laps	4:22.250	9	2 Laps	4:14.284	10	6.289	3:48.450	31	4.461	3:25.798	31	4.149	3:47.342
42	8.321	4:22.017	10	7.323	4:13.126	31	7.106	3:48.457	18	6.099	3:25.460	18	5.657	3:47.212
10	9.685	4:22.389	31	8.133	4:13.028	18	9.082	3:48.290	22	3 Laps	3:25.999	22	3 Laps	3:47.002
31	10.593	4:22.541	18	10.276	4:13.352	22	3 Laps	3:48.075	911	8.780	3:25.993	911	7.982	3:46.856
18	12.412	4:20.169	22	3 Laps	4:13.169	911	11.230	3:48.258	107	1 Lap	3:24.630	107	1 Lap	3:47.077
22	3 Laps	4:20.144	911	12.456	4:12.658	107	1 Lap	3:48.234	43	7 Laps	3:23.777	43	7 Laps	3:47.998
911	15.286	4:19.559	107	1 Lap	4:13.628	43	7 Laps	3:48.234	40	6 Laps	3:23.799	40	6 Laps	3:48.116
107	1 Lap	4:19.393	43	7 Laps	4:13.893	40	6 Laps	3:48.020	12	14.239	3:23.936	12	14.470	3:47.885
43	7 Laps	4:19.110	40	6 Laps	4:14.282	12	18.746	3:47.780	62	15.215	3:23.469	62	15.552	3:47.991
40	6 Laps	4:18.760	12	20.450	4:14.534	62	20.189	3:47.810	17	12 Laps	3:22.832	17	12 Laps	3:48.526
12	21.404	4:18.378	62	21.863	4:14.286	17	12 Laps	3:47.765	6	3 Laps	3:23.035	6	3 Laps	3:48.470
62	23.065	4:18.608	17	12 Laps	4:14.045	6	3 Laps	3:46.957	29	18.379	3:22.345	29	19.320	3:48.595
17	12 Laps	4:18.537	6	3 Laps	4:15.109	29	24.477	3:47.362	35	1 Lap	3:18.142	35	1 Lap	3:49.641
6	3 Laps	4:17.815	29	26.599	4:15.053	35	1 Lap	3:50.778	42	20.811	3:18.932	42	22.706	3:49.549
29	27.034	4:17.678	35	1 Lap	4:14.738	42	30.322	3:00.313	25	1 Lap	2:34.630	25	1 Lap	3:49.702
35	1 Lap	4:17.698	42	1:19.493	5:26.660 P	25	1 Lap	5:02.813 P	34	31.978	3:57.270 P	34	24.900	3:40.576
SC	202 Laps	4:16.157	SC	202 Laps	3:48.446	SC	202 Laps	3:27.351	SC	202 Laps	3:49.495	SC	202 Laps	3:33.687

Weather / Track : Showers / Wet

# Kyalami 9 Hours

## RACE - LAP CHART

LAP 231 @ 20:41:38.383			LAP 232 @ 20:45:35.788			LAP 233 @ 20:49:28.164			LAP 234 @ 20:53:28.216			LAP 235 @ 20:57:14.016		
NO	BEHIND	LAP TIME	NO	BEHIND	LAP TIME	NO	BEHIND	LAP TIME	NO	BEHIND	LAP TIME	NO	BEHIND	LAP TIME
<b>20</b>		3:33.541	<b>20</b>		3:57.405	<b>20</b>		3:52.376	<b>12</b>		3:51.608	<b>42</b>		3:39.620
<b>36</b>	6 Laps	3:33.649	<b>36</b>	6 Laps	3:57.646	<b>31</b>	0.674	3:48.693	<b>76</b>	3 Laps	3:54.593	<b>10</b>	0.507	3:32.948
<b>76</b>	3 Laps	3:33.666	<b>76</b>	3 Laps	3:59.251	<b>107</b>	1 Lap	3:45.816	<b>17</b>	12 Laps	3:52.317	<b>20</b>	5.302	3:34.266
<b>9</b>	2 Laps	3:33.912	<b>31</b>	4.357	3:56.901	<b>43</b>	7 Laps	3:46.487	<b>6</b>	3 Laps	3:52.402	<b>25</b>	1 Lap	3:33.017
<b>10</b>	3.866	3:33.914	<b>18</b>	6.410	3:57.635	<b>40</b>	6 Laps	3:46.732	<b>42</b>	6.180	3:50.591	<b>31</b>	7.301	3:32.681
<b>31</b>	4.861	3:34.253	<b>911</b>	7.211	3:57.599	<b>12</b>	8.444	3:45.941	<b>10</b>	13.359	3:59.646 <b>P</b>	<b>34</b>	7.852	3:29.641
<b>18</b>	6.180	3:34.064	<b>107</b>	1 Lap	3:57.883	<b>76</b>	3 Laps	3:57.824 <b>P</b>	<b>22</b>	3 Laps	3:46.441	<b>9</b>	2 Laps	3:32.780
<b>911</b>	7.017	3:32.576	<b>43</b>	7 Laps	3:58.462	<b>62</b>	10.574	3:46.415	<b>20</b>	16.836	4:16.888 <b>P</b>	<b>36</b>	6 Laps	3:32.933
<b>107</b>	1 Lap	3:32.421	<b>40</b>	6 Laps	3:58.154	<b>17</b>	12 Laps	3:46.181	<b>25</b>	1 Lap	4:01.303 <b>P</b>	<b>35</b>	1 Lap	3:29.397
<b>43</b>	7 Laps	3:32.922	<b>12</b>	14.879	3:57.991	<b>6</b>	3 Laps	3:45.783	<b>31</b>	20.420	4:19.798 <b>P</b>	<b>6</b>	3 Laps	3:52.729 <b>P</b>
<b>40</b>	6 Laps	3:32.906	<b>62</b>	16.535	3:58.409	<b>10</b>	13.765	3:37.177	<b>9</b>	2 Laps	3:34.822	<b>29</b>	12.848	3:28.446
<b>12</b>	14.293	3:33.364	<b>17</b>	12 Laps	3:59.224	<b>42</b>	15.641	3:46.628	<b>36</b>	6 Laps	3:09.306	<b>18</b>	14.079	3:28.331
<b>62</b>	15.531	3:33.520	<b>6</b>	3 Laps	3:58.580	<b>25</b>	1 Lap	3:47.247	<b>34</b>	24.011	4:05.536 <b>P</b>	<b>911</b>	15.102	3:09.960
<b>17</b>	12 Laps	3:33.274	<b>42</b>	21.389	3:59.482	<b>34</b>	18.527	3:46.701	<b>35</b>	1 Lap	4:01.619 <b>P</b>	<b>62</b>	15.704	2:50.391
<b>6</b>	3 Laps	3:33.398	<b>25</b>	1 Lap	4:00.034	<b>29</b>	20.247	3:46.033	<b>29</b>	30.202	4:10.007 <b>P</b>	<b>22</b>	3 Laps	3:47.870 <b>P</b>
<b>42</b>	19.312	3:30.147	<b>34</b>	24.202	4:00.230	<b>35</b>	1 Lap	3:42.070	<b>18</b>	31.548	3:54.849 <b>P</b>	<b>107</b>	1 Lap	4:19.964 <b>P</b>
<b>25</b>	1 Lap	3:29.927	<b>29</b>	26.590	3:51.486	<b>22</b>	3 Laps	3:39.312	<b>911</b>	50.942	2:57.916 <b>P</b>	<b>12</b>	30.372	4:16.172 <b>P</b>
<b>34</b>	21.377	3:30.018	<b>10</b>	28.964	4:22.503 <b>P</b>	<b>18</b>	36.751	4:22.717 <b>P</b>	<b>62</b>	1:11.113	5:00.591 <b>P</b>	<b>43</b>	7 Laps	4:58.140 <b>P</b>
<b>29</b>	32.509	3:46.730 <b>P</b>	<b>35</b>	1 Lap	3:02.931	<b>9</b>	2 Laps	3:25.580	<b>SC</b>	202 Laps	3:48.498	<b>40</b>	6 Laps	5:00.503 <b>P</b>
<b>22</b>	3 Laps	4:51.643 <b>P</b>	<b>22</b>	3 Laps	3:13.107	<b>36</b>	6 Laps	5:05.474 <b>P</b>	<b>17</b>	11 Laps	3:39.542	<b>76</b>	3 Laps	4:56.778 <b>P</b>
<b>35</b>	1 Lap	4:44.121 <b>P</b>	<b>9</b>	2 Laps	5:09.168 <b>P</b>	<b>911</b>	1:53.078	5:38.243 <b>P</b>				<b>SC</b>	202 Laps	3:29.026
<b>SC</b>	202 Laps	3:56.754	<b>SC</b>	202 Laps	3:50.457	<b>SC</b>	202 Laps	3:58.806				<b>17</b>	11 Laps	3:29.046
						<b>107</b>	3:55.315	3:53.263						
						<b>43</b>	6 Laps	3:51.569						
						<b>40</b>	5 Laps	3:51.260						

Weather / Track : Showers / Wet

# Kyalami 9 Hours

## RACE - LAP CHART

LAP 236 @ 21:00:43.386			LAP 237 @ 21:04:22.325			LAP 238 @ 21:07:51.822			LAP 239 @ 21:11:12.945			LAP 240 @ 21:14:37.713		
NO	BEHIND	LAP TIME	NO	BEHIND	LAP TIME	NO	BEHIND	LAP TIME	NO	BEHIND	LAP TIME	NO	BEHIND	LAP TIME
42		3:29.370	42		3:38.939	42		3:29.497	42		3:21.123	42		3:24.768
10	0.783	3:29.646	10	0.709	3:38.865	10	1.423	3:30.211	10	0.746	3:20.446	10	0.925	3:24.947
20	3.226	3:27.294	20	2.727	3:38.440	20	3.850	3:30.620	20	2.616	3:19.889	20	2.751	3:24.903
25	1 Lap	3:27.509	25	1 Lap	3:38.080	25	1 Lap	3:30.722	25	1 Lap	3:19.730	25	1 Lap	3:25.479
31	5.756	3:27.825	31	4.511	3:37.694	31	5.630	3:30.616	31	4.428	3:19.921	31	5.490	3:25.830
34	6.655	3:28.173	34	5.317	3:37.601	34	6.374	3:30.554	34	5.385	3:20.134	34	6.659	3:26.042
36	6 Laps	3:26.018	36	6 Laps	3:37.715	36	6 Laps	3:31.405	36	6 Laps	3:19.991	36	6 Laps	3:25.685
35	1 Lap	3:26.388	35	1 Lap	3:37.801	35	1 Lap	3:31.402	35	1 Lap	3:19.992	35	1 Lap	3:25.540
29	9.489	3:26.011	29	8.771	3:38.221	29	10.823	3:31.549	29	9.621	3:19.921	29	10.386	3:25.533
18	10.365	3:25.656	18	9.471	3:38.045	18	11.502	3:31.528	18	10.633	3:20.254	18	11.379	3:25.514
911	11.718	3:25.986	911	11.116	3:38.337	911	13.183	3:31.564	911	12.177	3:20.117	911	12.714	3:25.305
62	14.170	3:27.836	62	12.854	3:37.623	62	14.132	3:30.775	62	14.231	3:21.222	62	14.006	3:24.543
6	3 Laps	3:31.908	6	3 Laps	3:37.870	6	3 Laps	3:30.854	6	3 Laps	3:21.165	6	3 Laps	3:25.441
22	3 Laps	3:28.995	22	3 Laps	3:38.070	22	3 Laps	3:30.753	22	3 Laps	3:21.299	22	3 Laps	3:24.862
107	1 Lap	3:17.571	107	1 Lap	3:38.153	107	1 Lap	3:30.937	107	1 Lap	3:21.744	107	1 Lap	3:24.192
12	18.994	3:17.992	12	17.898	3:37.843	12	19.415	3:31.014	12	19.848	3:21.556	12	19.867	3:24.787
43	7 Laps	3:07.246	43	7 Laps	3:09.971	43	7 Laps	3:30.680	43	7 Laps	3:21.920	43	7 Laps	3:24.550
40	6 Laps	3:04.649	40	6 Laps	3:10.657	40	6 Laps	3:30.349	40	6 Laps	3:22.890	40	6 Laps	3:24.080
76	3 Laps	3:04.425	76	3 Laps	3:11.864	76	3 Laps	3:29.490	76	3 Laps	3:22.999	76	3 Laps	3:23.998
9	2 Laps	4:41.055 P	9	2 Laps	2:41.792	9	2 Laps	3:28.689	9	2 Laps	3:23.006	9	2 Laps	3:23.639
SC	202 Laps	3:40.811	17	12 Laps	5:13.603 P	17	12 Laps	2:23.425	17	12 Laps	3:21.690	17	12 Laps	3:22.965
			SC	202 Laps	3:28.805	SC	202 Laps	3:21.536	SC	202 Laps	3:24.685	SC	202 Laps	3:24.179

Weather / Track : Showers / Wet

Kyalami Grand Prix Circuit

Circuit Length = 4.522 km

Start: 12:58 Flag 21:58 End: 22:03

# Kyalami 9 Hours

## RACE - LAP CHART

LAP 241 @ 21:18:02.044			LAP 242 @ 21:21:37.312			LAP 243 @ 21:24:53.563			LAP 244 @ 21:27:51.049			LAP 245 @ 21:30:49.350		
NO	BEHIND	LAP TIME	NO	BEHIND	LAP TIME	NO	BEHIND	LAP TIME	NO	BEHIND	LAP TIME	NO	BEHIND	LAP TIME
<b>42</b>		3:24.331	<b>42</b>		3:35.268	<b>42</b>		3:16.251	<b>42</b>		2:57.486	<b>10</b>		2:57.006
<b>10</b>	0.845	3:24.251	<b>10</b>	0.746	3:35.169	<b>10</b>	1.064	3:16.569	<b>10</b>	1.295	2:57.717	<b>20</b>	1.549	2:57.195
<b>20</b>	2.873	3:24.453	<b>20</b>	2.436	3:34.831	<b>20</b>	2.021	3:15.836	<b>20</b>	2.655	2:58.120	<b>25</b>	1 Lap	2:57.982
<b>25</b>	1 Lap	3:24.550	<b>25</b>	1 Lap	3:34.233	<b>25</b>	1 Lap	3:16.187	<b>25</b>	1 Lap	2:57.754	<b>31</b>	4.490	2:58.441
<b>31</b>	5.097	3:23.938	<b>31</b>	5.310	3:35.481	<b>31</b>	4.064	3:15.005	<b>31</b>	4.350	2:57.772	<b>34</b>	5.128	2:58.229
<b>34</b>	6.612	3:24.284	<b>34</b>	5.813	3:34.469	<b>34</b>	4.919	3:15.357	<b>34</b>	5.200	2:57.767	<b>36</b>	6 Laps	2:57.325
<b>36</b>	6 Laps	3:24.612	<b>36</b>	6 Laps	3:33.972	<b>36</b>	6 Laps	3:16.530	<b>36</b>	6 Laps	2:57.282	<b>35</b>	1 Lap	2:58.281
<b>35</b>	1 Lap	3:24.690	<b>35</b>	1 Lap	3:33.980	<b>35</b>	1 Lap	3:16.589	<b>35</b>	1 Lap	2:56.375	<b>42</b>	7.984	3:06.285 P
<b>29</b>	11.088	3:25.033	<b>29</b>	9.551	3:33.731	<b>29</b>	9.846	3:16.546	<b>29</b>	9.084	2:56.724	<b>29</b>	8.172	2:57.389
<b>18</b>	11.645	3:24.597	<b>18</b>	10.562	3:34.185	<b>18</b>	10.666	3:16.355	<b>18</b>	9.746	2:56.566	<b>18</b>	9.148	2:57.703
<b>911</b>	12.842	3:24.459	<b>911</b>	11.735	3:34.161	<b>911</b>	12.262	3:16.778	<b>911</b>	10.457	2:55.681	<b>911</b>	9.970	2:57.814
<b>62</b>	14.360	3:24.685	<b>62</b>	13.345	3:34.253	<b>62</b>	14.122	3:17.028	<b>62</b>	12.006	2:55.370	<b>62</b>	11.510	2:57.805
<b>6</b>	3 Laps	3:24.470	<b>6</b>	3 Laps	3:33.897	<b>6</b>	3 Laps	3:17.214	<b>6</b>	3 Laps	2:56.635	<b>6</b>	3 Laps	2:56.580
<b>22</b>	3 Laps	3:26.427	<b>22</b>	3 Laps	3:32.659	<b>22</b>	3 Laps	3:16.443	<b>22</b>	3 Laps	2:56.963	<b>22</b>	3 Laps	2:56.369
<b>107</b>	1 Lap	3:27.251	<b>107</b>	1 Lap	3:31.634	<b>107</b>	1 Lap	3:16.089	<b>107</b>	1 Lap	2:57.267	<b>107</b>	1 Lap	2:55.903
<b>12</b>	22.528	3:26.992	<b>12</b>	18.966	3:31.706	<b>12</b>	19.119	3:16.404	<b>12</b>	18.763	2:57.130	<b>12</b>	15.620	2:55.158
<b>43</b>	7 Laps	3:27.402	<b>43</b>	7 Laps	3:32.587	<b>43</b>	7 Laps	3:15.790	<b>43</b>	7 Laps	2:56.368	<b>43</b>	7 Laps	2:55.293
<b>40</b>	6 Laps	3:27.564	<b>40</b>	6 Laps	3:32.146	<b>40</b>	6 Laps	3:15.757	<b>40</b>	6 Laps	2:56.342	<b>40</b>	6 Laps	2:55.103
<b>76</b>	3 Laps	3:27.704	<b>76</b>	3 Laps	3:32.534	<b>76</b>	3 Laps	3:15.054	<b>76</b>	3 Laps	2:56.417	<b>76</b>	3 Laps	2:55.089
<b>9</b>	2 Laps	3:28.110	<b>9</b>	2 Laps	3:32.301	<b>9</b>	2 Laps	3:15.162	<b>9</b>	2 Laps	2:56.084	<b>9</b>	2 Laps	2:55.506
<b>17</b>	12 Laps	3:28.544	<b>17</b>	12 Laps	3:31.800	<b>17</b>	12 Laps	3:15.187	<b>17</b>	12 Laps	2:55.796	<b>17</b>	12 Laps	2:55.535
<b>SC</b>	202 Laps	3:35.459	<b>SC</b>	202 Laps	3:15.561	<b>SC</b>	202 Laps	2:59.170	<b>SC</b>	202 Laps	2:56.642			

Weather / Track : Showers / Wet

Kyalami Grand Prix Circuit

Circuit Length = 4.522 km

Start: 12:58 Flag 21:58 End: 22:03

# Kyalami 9 Hours

## RACE - LAP CHART

LAP 246 @ 21:33:38.916			LAP 247 @ 21:35:41.144			LAP 248 @ 21:37:39.281			LAP 249 @ 21:39:35.893			LAP 250 @ 21:41:31.655		
NO	BEHIND	LAP TIME	NO	BEHIND	LAP TIME	NO	BEHIND	LAP TIME	NO	BEHIND	LAP TIME	NO	BEHIND	LAP TIME
10		2:49.566	10		2:02.228	20		1:57.955	31		1:55.979	31		1:55.762
20	0.448	2:48.465	20	0.182	2:01.962	31	0.633	1:58.179	20	2.674	1:59.286	20	4.244	1:57.332
25	1 Lap	2:47.451	31	0.591	2:01.482	34	2.417	1:59.199	34	3.933	1:58.128	34	5.305	1:57.134
31	1.337	2:46.413	34	1.355	2:01.538	10	4.099	2:02.236	10	6.554	1:59.067	10	9.529	1:58.737
34	2.045	2:46.483	25	1 Lap	2:03.405	25	1 Lap	2:01.017	25	1 Lap	1:59.151	25	1 Lap	1:58.335
36	6 Laps	2:47.014	36	6 Laps	2:02.244	36	6 Laps	2:00.719	29	9.782	1:59.580	29	11.474	1:57.454
35	1 Lap	2:46.837	29	4.617	2:01.712	29	6.814	2:00.334	36	6 Laps	2:00.863	36	6 Laps	1:58.656
29	5.133	2:46.527	18	7.440	2:03.937	18	10.156	2:00.853	18	13.295	1:59.751	18	16.635	1:59.102
18	5.731	2:46.149	35	1 Lap	2:05.700	35	1 Lap	2:01.405	35	1 Lap	2:00.348	35	1 Lap	1:59.290
911	6.219	2:45.815	62	8.835	2:04.575	911	13.539	2:02.449	62	17.773	2:00.415	12	20.368	1:58.025
62	6.488	2:44.544	911	9.227	2:05.236	62	13.970	2:03.272	12	18.105	2:00.562	62	21.974	1:59.963
6	3 Laps	2:43.977	6	3 Laps	2:05.112	12	14.155	2:02.056	911	18.633	2:01.706	911	22.739	1:59.868
22	3 Laps	2:44.066	12	10.236	2:02.650	107	1 Lap	2:02.014	107	1 Lap	1:59.778	107	1 Lap	1:59.610
107	1 Lap	2:43.899	107	1 Lap	2:05.519	6	3 Laps	2:05.325	6	3 Laps	2:02.362	6	3 Laps	2:01.568
12	9.814	2:43.760	22	3 Laps	2:08.050	76	3 Laps	2:02.422	76	3 Laps	1:59.811	42	29.237	1:59.671
40	6 Laps	2:44.357	76	3 Laps	2:05.791	22	3 Laps	2:04.953	9	2 Laps	2:00.082	76	3 Laps	2:01.699
76	3 Laps	2:43.691	9	2 Laps	2:05.894	9	2 Laps	2:02.095	42	25.328	2:00.388	9	2 Laps	2:01.266
9	2 Laps	2:43.299	42	19.407	2:04.408	42	21.552	2:00.282	22	3 Laps	2:03.520	22	3 Laps	2:00.961
17	12 Laps	2:45.952	40	6 Laps	2:11.015	40	6 Laps	2:08.849	40	6 Laps	2:08.169	40	6 Laps	2:05.930
42	17.227	2:58.809	17	12 Laps	2:25.424 P	17	12 Laps	2:13.285	17	12 Laps	2:05.979	17	12 Laps	2:03.139
SC	203 Laps	3:10.407 P	43	7 Laps	2:24.716	43	7 Laps	2:12.453	43	7 Laps	2:10.236	43	7 Laps	2:08.315
43	7 Laps	2:58.367 P												

Weather / Track : Showers / Wet

Kyalami Grand Prix Circuit  
 Circuit Length = 4.522 km  
 Start: 12:58 Flag 21:58 End: 22:03

# Kyalami 9 Hours

## RACE - LAP CHART

LAP 251 @ 21:43:27.070			LAP 252 @ 21:45:22.358			LAP 253 @ 21:47:17.275			LAP 254 @ 21:49:15.353			LAP 255 @ 21:51:10.000		
NO	BEHIND	LAP TIME	NO	BEHIND	LAP TIME	NO	BEHIND	LAP TIME	NO	BEHIND	LAP TIME	NO	BEHIND	LAP TIME
31		1:55.415	31		1:55.288	31		1:54.917	31		1:58.078	31		1:54.647
20	5.404	1:56.575	20	6.357	1:56.241	34	7.716	1:55.577	34	5.846	1:56.208	34	6.461	1:55.262
34	6.475	1:56.585	34	7.056	1:55.869	20	8.121	1:56.681	20	6.475	1:56.432	20	7.869	1:56.041
10	11.919	1:57.805	10	13.815	1:57.184	10	15.530	1:56.632	10	13.331	1:55.879	10	14.354	1:55.670
25	1 Lap	1:57.505	29	14.759	1:56.734	29	16.162	1:56.320	29	14.011	1:55.927	29	15.232	1:55.868
29	13.313	1:57.254	25	1 Lap	1:58.663	25	1 Lap	1:56.193	25	1 Lap	1:55.577	25	1 Lap	1:55.873
36	6 Laps	1:58.217	36	6 Laps	1:58.929	36	6 Laps	1:58.375	36	6 Laps	1:57.816	18	26.854	1:56.671
18	19.999	1:58.779	18	23.140	1:58.429	18	25.646	1:57.423	18	24.830	1:57.262	12	27.379	1:56.907
35	1 Lap	1:58.301	35	1 Lap	1:57.901	12	26.582	1:56.938	12	25.119	1:56.615	62	33.970	1:57.064
12	21.992	1:57.039	12	24.561	1:57.857	62	31.930	1:58.283	62	31.553	1:57.701	911	34.791	1:57.018
62	25.252	1:58.693	62	28.564	1:58.600	911	33.025	1:58.574	911	32.420	1:57.473	42	35.161	1:55.691
911	26.152	1:58.828	911	29.368	1:58.504	107	1 Lap	1:58.578	107	1 Lap	1:58.565	107	1 Lap	1:57.564
107	1 Lap	1:58.700	107	1 Lap	1:58.599	42	35.306	1:56.432	42	34.117	1:56.889	36	6 Laps	2:09.019 P
42	31.991	1:58.169	42	33.791	1:57.088	9	2 Laps	1:58.571	9	2 Laps	1:57.141	9	2 Laps	1:58.186
76	3 Laps	1:59.459	76	3 Laps	1:58.407	76	3 Laps	2:00.163	76	3 Laps	1:57.507	76	3 Laps	1:57.744
9	2 Laps	1:59.611	9	2 Laps	1:58.281	6	3 Laps	1:59.257	6	3 Laps	1:58.241	6	3 Laps	1:57.794
6	3 Laps	2:02.771	6	3 Laps	1:59.462	22	3 Laps	1:58.691	22	3 Laps	1:58.580	22	3 Laps	1:57.972
22	3 Laps	2:00.617	22	3 Laps	1:59.549	40	6 Laps	2:04.154	43	8 Laps	2:52.760 P	43	8 Laps	2:16.842
40	6 Laps	2:05.028	40	6 Laps	2:03.209	17	12 Laps	2:02.971	40	6 Laps	2:03.843	40	6 Laps	2:02.353
17	12 Laps	2:02.614	17	12 Laps	2:03.166				17	12 Laps	2:02.116	17	12 Laps	2:02.263
43	7 Laps	2:06.073	43	7 Laps	2:05.264									

Weather / Track : Showers / Wet

Kyalami Grand Prix Circuit  
 Circuit Length = 4.522 km  
 Start: 12:58 Flag 21:58 End: 22:03

# Kyalami 9 Hours

## RACE - LAP CHART

LAP 256 @ 21:53:04.830			LAP 257 @ 21:54:59.531			LAP 258 @ 21:56:54.646			LAP 259 @ 21:58:49.445		
NO	BEHIND	LAP TIME	NO	BEHIND	LAP TIME	NO	BEHIND	LAP TIME	NO	BEHIND	LAP TIME
31		1:54.830	31		1:54.701	31		1:55.115	31		1:54.799
34	6.902	1:55.271	34	7.048	1:54.847	34	6.749	1:54.816	34	6.745	1:54.795
20	8.555	1:55.516	20	8.974	1:55.120	17	13 Laps	2:04.076	20	9.035	1:54.790
10	14.993	1:55.469	10	15.821	1:55.529	20	9.044	1:55.185	29	15.325	1:54.502
29	15.626	1:55.224	29	16.093	1:55.168	29	15.622	1:54.644	17	13 Laps	2:03.659
25	1 Lap	1:55.483	25	1 Lap	1:54.972	10	16.563	1:55.857	10	17.162	1:55.398
18	28.477	1:56.453	18	29.611	1:55.835	25	1 Lap	1:55.553	25	1 Lap	1:55.132
12	28.886	1:56.337	12	30.136	1:55.951	18	29.996	1:55.500	18	30.731	1:55.534
62	36.641	1:57.501	42	39.257	1:56.831	12	30.350	1:55.329	12	31.165	1:55.614
42	37.127	1:56.796	911	40.577	1:57.202	42	39.772	1:55.630	42	40.556	1:55.583
911	38.076	1:58.115	62	41.238	1:59.298	911	43.050	1:57.588	911	44.188	1:55.937
107	1 Lap	1:56.898	107	1 Lap	1:57.675	62	43.731	1:57.608	62	44.729	1:55.797
36	6 Laps	2:03.195	36	6 Laps	1:56.533	107	1 Lap	1:57.698	107	1 Lap	1:56.917
9	2 Laps	1:57.502	9	2 Laps	1:57.180	36	6 Laps	1:56.835	36	6 Laps	1:56.656
76	3 Laps	1:57.391	76	3 Laps	1:57.069	9	2 Laps	1:57.003	9	2 Laps	1:56.489
6	3 Laps	1:57.467	6	3 Laps	1:57.600	76	3 Laps	1:56.777	76	3 Laps	1:56.686
22	3 Laps	1:58.068	22	3 Laps	1:58.053	6	3 Laps	1:57.996	6	3 Laps	1:59.521
43	8 Laps	2:04.841	43	8 Laps	2:03.117	22	3 Laps	2:08.657	22	3 Laps	1:59.244
40	6 Laps	2:01.759	40	6 Laps	2:00.796	43	8 Laps	2:02.885	43	8 Laps	2:03.340
17	12 Laps	2:01.183				40	6 Laps	2:00.720	40	6 Laps	2:01.758

Weather / Track : Showers / Wet

Results can be found at [www.tsl-timing.com](http://www.tsl-timing.com)

Page 52 of 52

Kyalami Grand Prix Circuit  
Circuit Length = 4.522 km  
Start: 12:58 Flag 21:58 End: 22:03

Printed - 22:07 Saturday, 23 November 2019





# Kyalami 9 Hours

## RACE - POSITION CHART

No	Name	Lap																																	
		Pos	33	34	35	36	37	38	39	40	41	42	43	44	45	46	47	48	49	50	51	52	53	54	55	56	57	58	59	60	61	62	63	64	
31	Frikadelli Racing Team	1	20	20	20	20	107	107	107	107	107	107	107	107	107	107	107	107	107	107	107	107	107	107	107	107	107	107	107	107	107	107	107	107	
29	Audi Sport Team Land	2	31	31	31	31	44	44	44	44	44	44	44	44	44	44	44	44	44	44	44	44	44	44	44	44	44	44	44	44	44	44	44	44	
999	Mercedes-AMG Team C	3	12	12	12	30	20	20	20	20	20	20	20	20	20	20	20	20	20	20	20	20	20	20	20	20	20	20	20	20	20	20	20	20	
20	GPX Racing	4	29	29	30	107	6	6	6	12	12	12	12	12	12	12	12	12	12	12	12	12	12	12	12	12	12	12	12	12	12	12	12	12	
12	Dinamic Motorsport	5	30	30	35	44	30	12	12	12	10	10	10	10	10	10	10	10	10	10	10	10	10	10	10	10	10	10	29	29	29	29	29	29	
42	BMW Team Schnitzer	6	35	35	34	12	12	10	10	10	6	6	6	6	6	29	29	29	29	29	29	29	29	29	29	29	29	29	31	31	31	31	31	31	
30	Honda Team Motul	7	34	34	911	6	31	29	29	29	29	29	29	29	29	6	6	6	31	31	31	31	31	31	31	31	31	31	6	6	6	6	34	34	34
10	Mercedes-AMG Team S	8	107	107	25	35	10	30	30	31	31	31	31	31	31	31	31	31	6	6	6	6	6	6	6	6	6	35	35	35	35	6	35	35	
35	KCMG	9	911	911	108	10	29	31	31	30	35	35	35	35	35	35	35	35	35	35	35	35	35	35	35	35	35	34	34	34	34	35	6	6	
18	KCMG	10	76	25	9	29	35	35	35	35	30	30	30	30	30	30	30	30	30	30	34	34	34	34	34	34	34	34	18	18	18	18	18	18	18
911	KUS Team 75 Bernhar	11	25	108	107	34	34	34	34	34	34	34	34	34	34	34	34	34	34	34	34	30	30	30	30	30	18	18	911	911	911	911	911	911	911
76	R-Motorsport	12	108	9	44	911	18	18	18	18	18	18	18	18	18	18	18	18	18	18	18	18	18	18	18	18	18	911	911	25	25	25	25	25	25
107	Bentley Team M-Sport	13	9	22	6	18	911	911	911	911	911	911	911	911	911	911	911	911	911	911	911	911	911	911	911	911	911	25	25	42	42	42	42	42	42
108	Bentley Team M-Sport	14	22	44	29	25	25	25	25	25	25	25	25	25	25	25	25	25	25	25	25	25	25	25	25	25	25	42	42	108	108	108	108	108	108
25	Audi Sport Team WRT	15	44	6	10	108	42	42	42	42	42	42	42	42	42	42	42	42	42	42	42	42	42	42	42	42	108	108	62	62	62	62	62	62	62
34	Walkenhorst Motorspor	16	6	10	18	42	108	108	108	108	108	108	108	108	108	108	108	108	108	108	108	108	108	108	108	108	62	62	76	76	76	76	76	76	10
6	Black Falcon	17	10	18	22	76	76	76	76	76	76	76	76	76	76	76	62	62	62	62	62	62	62	62	62	62	62	76	76	10	22	22	22	22	22
9	Lechner Racing	18	18	76	76	62	62	62	62	62	62	62	62	62	62	62	76	76	76	76	76	76	76	76	76	76	22	22	22	10	10	10	10	10	9
62	R-Motorsport	19	13	42	42	22	22	22	22	22	22	22	22	22	22	22	22	22	22	22	22	22	22	22	22	22	9	9	9	9	9	9	9	9	76
44	Mercedes-AMG Team S	20	42	13	62	9	9	9	9	9	9	9	9	9	9	9	9	9	9	9	9	9	9	9	9	9	40	40	40	40	40	40	40	40	40
22	WTM Racing powered b	21	36	62	36	36	36	36	36	36	36	36	36	36	36	36	36	36	36	36	36	36	36	36	36	36	40	40	40	40	40	40	40	40	40
188	Garage 59	22	62	36	40	40	40	40	40	40	40	40	40	40	40	40	40	40	40	40	40	40	40	40	40	40	36	36	36	36	43	43	43	43	43
36	Walkenhorst Motorspor	23	40	40	13	13	13	13	13	13	13	13	13	13	13	13	13	13	13	13	13	13	13	13	13	13	13	13	13	13	13	13	13	13	13
40	SPS Automotive Perfor	24	43	43	43	43	43	43	43	43	43	43	43	43	43	43	43	13	13	13	13	13	13	13	13	13	13	17	17	17	17	17	17	17	17
43	Strakka Racing	25	09	09	09	09	09	17	17	17	17	17	17	17	17	17	17	17	17	17	17	17	17	17	17	17	17	17	09	09	09	09	09	09	09
13	Stradale Motorsport	26	17	17	17	17	17	09	09	09	09	09	09	09	09	09	09	09	09	09	09	09	09	09	09	09	09	188	188	188	188	188	188	188	188
17	Pablo Clark Racing	27	188	188	188	188	188	188	188	188	188	188	188	188	188	188	188	188	188	188	188	188	188	188	188	188	188	188	188	188	188	188	188	188	188
09	Team Perfect Circle	28	SC	SC	SC	SC	SC	SC	SC	SC	SC	SC	SC	SC	SC	SC	SC	SC	SC	SC	SC	SC	SC	SC	SC	SC	SC	SC	SC	SC	SC	SC	SC	SC	SC

Weather / Track : Showers / Wet

Kyalami Grand Prix Circuit  
 Circuit Length = 4.522 km  
 Start: 12:58 Flag 21:58 End: 22:03

# Kyalami 9 Hours

## RACE - POSITION CHART

No	Name	Lap Pos	Lap																															
			65	66	67	68	69	70	71	72	73	74	75	76	77	78	79	80	81	82	83	84	85	86	87	88	89	90	91	92	93	94	95	96
31	Frikadelli Racing Team	1	107	107	107	107	107	20	20	20	20	20	20	20	20	20	20	20	20	20	20	20	20	20	20	20	20	20	20	20	20	20	20	
29	Audi Sport Team Land	2	20	20	20	20	20	29	29	31	31	34	34	34	34	34	34	34	34	34	34	34	34	34	34	34	44	44	44	44	44	44	34	34
999	Mercedes-AMG Team C	3	29	29	29	29	29	31	31	25	34	107	107	107	107	107	107	107	107	107	107	107	107	107	107	34	34	34	34	34	34	12	12	
20	GPX Racing	4	12	12	12	12	12	12	12	108	25	18	18	18	18	18	18	18	18	18	18	18	18	25	25	25	12	12	12	12	12	12	31	31
12	Dinamic Motorsport	5	31	31	31	31	31	34	34	34	107	25	25	25	25	25	25	25	25	25	25	25	25	18	18	31	31	31	31	31	31	44	44	
42	BMW Team Schnitzer	6	34	34	34	34	34	35	35	107	18	44	44	44	44	44	44	44	44	44	44	44	44	44	44	107	107	107	107	107	107	107	107	
30	Honda Team Motul	7	35	35	35	35	35	911	911	18	44	29	29	29	29	29	29	29	29	29	29	29	29	29	29	25	25	25	25	25	25	25	25	
10	Mercedes-AMG Team S	8	6	6	6	911	911	25	25	29	108	42	42	42	42	42	42	42	42	42	42	42	42	42	35	35	35	35	35	35	35	35	35	
35	KCMG	9	18	911	911	25	25	108	108	12	29	10	10	10	10	10	10	10	10	10	10	10	10	10	12	18	18	18	18	18	18	29	29	
18	KCMG	10	911	25	25	108	108	107	107	44	42	12	12	12	12	12	12	12	12	12	12	12	12	12	31	911	911	911	911	911	911	18	18	
911	KUS Team 75 Bernhar	11	25	42	42	18	18	18	18	42	12	108	108	108	108	108	108	108	108	108	108	108	108	31	31	31	108	29	29	29	29	29	911	911
76	R-Motorsport	12	42	108	108	42	44	44	44	10	10	31	31	31	31	31	31	31	31	31	31	31	31	108	108	108	35	10	10	10	10	10	42	42
107	Bentley Team M-Sport	13	108	62	62	44	42	42	42	35	35	35	35	35	35	35	35	35	35	35	35	35	35	35	911	42	42	42	42	42	42	10	10	
108	Bentley Team M-Sport	14	62	18	18	10	10	10	10	911	911	911	911	911	911	911	911	911	911	911	911	911	911	911	10	6	6	6	6	6	6	108	108	
25	Audi Sport Team WRT	15	44	44	44	22	22	22	6	6	6	6	6	6	6	6	6	6	6	6	6	6	6	6	6	6	108	108	108	108	108	108	6	6
34	Walkenhorst Motorspor	16	10	10	10	6	6	6	22	22	22	22	22	22	22	22	22	22	22	22	22	22	22	22	62	62	62	62	62	62	62	62	62	
6	Black Falcon	17	22	22	22	9	9	9	62	62	62	62	62	62	62	62	62	62	62	62	62	62	62	62	76	76	76	76	76	76	76	76	76	
9	Lechner Racing	18	9	9	9	62	62	62	76	76	76	76	76	76	76	76	76	76	76	76	76	76	76	76	22	22	22	22	22	22	22	22	22	
62	R-Motorsport	19	76	76	76	76	76	76	9	9	9	9	9	9	9	9	9	9	9	9	9	9	9	9	9	9	9	9	9	9	9	9	9	
44	Mercedes-AMG Team S	20	36	36	40	40	40	40	40	40	40	40	40	40	40	40	40	40	40	40	40	40	40	40	40	36	36	36	36	36	36	36	36	
22	WTM Racing powered b	21	40	40	36	36	36	36	36	36	36	36	36	36	36	36	36	36	36	36	36	36	36	36	36	40	40	40	40	40	40	40	40	
188	Garage 59	22	43	43	43	43	43	43	43	43	43	43	43	43	43	43	43	43	43	43	43	43	43	43	43	43	43	43	43	43	43	43	43	
36	Walkenhorst Motorspor	23	13	13	13	13	13	13	13	13	13	13	13	13	13	13	13	13	13	13	13	13	13	17	17	17	17	17	17	17	17	17	17	
40	SPS Automotive Perfor	24	17	17	17	17	17	17	17	17	17	17	17	17	17	17	17	17	17	17	17	17	17	17	09	09	09	09	09	09	09	09	09	
43	Strakka Racing	25	09	09	09	09	09	09	09	09	09	09	09	09	09	09	09	09	09	09	09	09	09	09	188	188	188	188	188	188	188	188	188	
13	Stradale Motorsport	26	188	188	188	188	188	188	188	188	188	188	188	188	188	188	188	188	188	188	188	188	188	188	188	188	188	188	188	188	188	188	188	
17	Pablo Clark Racing	27																																
09	Team Perfect Circle	28																																

Weather / Track : Showers / Wet

Kyalami Grand Prix Circuit  
 Circuit Length = 4.522 km  
 Start: 12:58 Flag 21:58 End: 22:03

# Kyalami 9 Hours

## RACE - POSITION CHART

No	Name	Lap																																		
		Pos	97	98	99	100	101	102	103	104	105	106	107	108	109	110	111	112	113	114	115	116	117	118	119	120	121	122	123	124	125	126	127	128		
31	Frikadelli Racing Team	1	20	20	20	20	20	20	20	20	20	20	20	20	20	20	20	20	20	20	20	20	20	20	20	20	20	20	20	20	20	20	20	20	20	
29	Audi Sport Team Land	2	34	34	34	34	34	31	31	31	31	31	31	31	31	31	31	34	34	34	34	34	34	34	34	34	34	34	34	34	34	34	34	34	34	
999	Mercedes-AMG Team C	3	12	31	31	31	31	34	34	34	34	34	34	34	34	34	34	34	31	31	31	31	31	31	31	31	31	31	31	31	31	31	31	31	31	
20	GPX Racing	4	31	12	12	12	12	12	107	107	107	107	107	107	107	107	107	107	107	107	107	107	107	107	107	12	12	12	12	12	12	12	12	12	12	
12	Dinamic Motorsport	5	44	44	107	107	107	107	12	12	12	12	12	12	12	12	12	12	12	12	12	12	12	12	42	42	42	42	42	42	42	42	42	42	42	
42	BMW Team Schnitzer	6	107	107	25	25	25	25	25	25	25	25	25	25	25	35	35	35	35	35	35	35	35	35	911	911	911	911	911	911	911	911	911	911	911	
30	Honda Team Motul	7	25	25	35	35	35	35	35	35	35	35	35	35	18	108	108	108	108	108	108	108	108	108	108	108	108	108	108	108	108	108	108	108	108	
10	Mercedes-AMG Team S	8	35	35	18	18	18	18	18	18	18	18	18	18	108	42	42	42	108	108	108	108	108	108	911	62	62	62	62	62	62	62	62	62	62	
35	KCMG	9	18	18	911	911	911	911	10	108	108	108	108	42	911	911	911	911	911	911	911	911	911	10	29	29	25	25	25	25	25	25	25	25		
18	KCMG	10	911	911	42	42	42	10	108	42	42	42	42	911	10	10	10	10	10	10	10	10	10	62	25	25	29	29	29	29	29	29	29	29		
911	KUS Team 75 Bernhar	11	42	42	10	10	10	42	42	911	911	911	911	6	62	62	62	62	62	62	62	62	62	29	18	18	18	18	18	18	18	18	18	18	18	
76	R-Motorsport	12	10	10	108	108	108	108	911	6	6	6	6	10	29	29	29	29	29	29	29	29	29	29	25	6	6	6	6	6	6	6	6	6	6	
107	Bentley Team M-Sport	13	108	108	6	6	6	62	6	10	10	10	10	62	18	25	25	25	25	25	25	25	25	18	108	108	108	108	108	108	108	108	108	108	108	
108	Bentley Team M-Sport	14	6	6	62	62	62	6	62	62	62	62	62	29	25	18	18	18	18	18	18	18	18	6	107	107	107	107	107	107	107	107	107	107	107	
25	Audi Sport Team WRT	15	62	62	29	29	29	29	29	29	29	29	29	25	6	6	6	6	6	6	6	6	6	108	35	35	35	35	35	35	35	35	35	35	35	
34	Walkenhorst Motorspor	16	29	29	76	76	76	76	76	76	76	76	76	76	76	76	76	76	76	76	76	76	9	9	9	9	9	9	9	9	9	9	9	9	9	
6	Black Falcon	17	76	76	22	22	9	22	22	22	22	22	22	22	22	22	22	22	22	22	22	22	22	22	22	22	22	22	22	22	22	22	22	22	22	
9	Lechner Racing	18	22	22	9	9	22	9	9	9	9	9	9	9	9	9	9	9	9	9	9	9	22	76	76	76	76	76	76	76	76	76	76	76	76	
62	R-Motorsport	19	9	9	36	36	36	36	36	36	36	36	36	36	36	36	36	36	36	36	36	36	36	40	40	40	40	40	40	40	40	40	40	40	40	
44	Mercedes-AMG Team S	20	36	36	40	40	40	40	40	40	40	40	40	40	40	40	40	40	40	40	40	40	43	43	43	43	43	43	43	43	43	43	43	43	43	
22	WTM Racing powered b	21	40	40	43	43	43	43	43	43	43	43	43	43	43	43	43	43	43	43	43	43	43	36	36	36	36	36	36	36	36	36	36	36	36	
188	Garage 59	22	43	43	17	17	17	17	17	17	17	17	17	17	17	17	17	17	17	17	17	17	17	17	17	17	17	17	17	17	17	17	17	17	17	
36	Walkenhorst Motorspor	23	17	17	188	188	188	188	188	188	188	188	188	188	188	188	188	188	188	188	188	188	188	188	188	188	188	188	188	188	188	188	188	188	188	
40	SPS Automotive Perfor	24	188	188																																
43	Strakka Racing	25																																		
13	Stradale Motorsport	26																																		
17	Pablo Clark Racing	27																																		
09	Team Perfect Circle	28																																		

Weather / Track : Showers / Wet

# Kyalami 9 Hours

## RACE - POSITION CHART

No	Name	Lap																																				
		Pos	129	130	131	132	133	134	135	136	137	138	139	140	141	142	143	144	145	146	147	148	149	150	151	152	153	154	155	156	157	158	159	160				
31	Frikadelli Racing Team	1	20	20	20	20	20	20	20	10	10	10	25	25	25	25	25	25	29	34	34	34	34	34	34	34	20	20	20	20	20	20	20	20				
29	Audi Sport Team Land	2	34	34	31	31	31	31	31	25	25	25	18	18	18	18	18	18	34	42	42	42	42	42	42	20	62	62	62	62	62	18	10	10				
999	Mercedes-AMG Team C	3	31	31	12	12	12	10	10	29	18	18	29	29	29	29	29	29	42	20	20	20	20	20	20	62	18	18	18	18	18	10	12	12				
20	GPX Racing	4	12	12	42	42	42	62	62	18	29	29	34	34	34	34	34	34	20	62	62	62	62	62	62	18	12	12	12	12	12	12	18	18				
12	Dinamic Motorsport	5	42	42	911	911	10	25	25	34	34	34	6	20	20	20	42	42	108	18	18	18	18	18	18	18	12	107	10	10	10	10	62	62	62			
42	BMW Team Schnitzer	6	911	911	10	10	62	29	29	20	6	6	20	42	42	42	20	20	18	12	12	12	12	12	12	107	10	31	31	31	29	29	31	31				
30	Honda Team Motul	7	10	10	62	62	25	18	18	6	20	20	42	6	6	6	6	6	62	107	107	107	107	107	107	107	10	31	25	25	25	31	31	34				
10	Mercedes-AMG Team S	8	62	62	25	25	29	34	34	42	42	42	108	108	108	108	108	108	12	10	10	10	10	10	10	31	25	911	911	911	34	34	25	25				
35	KCMG	9	25	25	29	29	18	42	6	108	108	108	62	62	62	62	62	62	107	25	25	25	25	25	25	25	25	911	108	108	29	25	25	42	42			
18	KCMG	10	29	29	18	18	34	6	42	62	62	62	12	12	12	12	12	12	10	911	911	35	35	31	31	31	911	108	29	29	34	42	42	107	107			
911	KUS Team 75 Bernhar	11	18	18	34	34	6	108	108	12	12	12	10	107	107	107	107	107	25	108	35	31	31	911	911	911	35	34	107	34	42	107	107	29	29			
76	R-Motorsport	12	6	6	6	6	108	12	12	31	107	107	107	10	10	10	10	10	10	911	35	31	911	911	35	35	35	108	29	34	42	107	911	911	911	911		
107	Bentley Team M-Sport	13	108	108	108	108	107	107	107	107	31	31	31	911	911	911	911	911	35	31	108	108	108	108	108	108	29	42	42	107	6	6	6	6	6			
108	Bentley Team M-Sport	14	107	107	107	107	911	911	911	911	911	911	911	35	35	35	35	35	35	31	29	29	29	29	29	29	29	42	6	6	6	108	108	108	108	108		
25	Audi Sport Team WRT	15	35	35	35	35	35	35	35	35	35	35	35	35	35	35	35	35	35	31	31	31	31	31	6	6	6	6	6	6	6	6	9	9	9	35	35	35
34	Walkenhorst Motorspor	16	9	9	9	9	22	9	9	9	9	9	9	9	9	9	9	9	9	9	9	9	9	9	9	9	35	35	35	35	35	35	9	9	9	9	9	
6	Black Falcon	17	22	22	22	22	9	76	76	76	76	76	76	76	76	76	76	76	76	76	76	76	76	76	76	76	22	22	22	22	22	22	22	22	22	22	22	
9	Lechner Racing	18	76	76	76	76	76	22	22	22	22	22	22	22	22	22	22	22	22	22	22	22	22	22	22	22	76	76	76	76	76	76	76	76	76	76	76	
62	R-Motorsport	19	40	40	40	40	40	40	40	40	40	40	40	40	40	40	40	40	40	40	40	40	40	40	40	40	40	40	40	40	40	40	40	40	40	40	40	
44	Mercedes-AMG Team S	20	43	43	43	43	36	36	36	36	36	36	36	36	36	36	36	36	36	36	36	36	36	36	36	36	40	40	40	36	36	36	36	36	36	36	36	
22	WTM Racing powered b	21	36	36	36	36	43	43	43	43	43	43	43	43	43	43	43	43	43	43	43	43	43	43	43	43	43	43	43	43	43	43	43	43	43	43	43	
188	Garage 59	22	17	17	17	17	17	17	17	17	17	17	17	17	17	17	17	17	17	17	17	17	17	17	17	17	17	17	17	17	17	17	17	17	17	17	17	
36	Walkenhorst Motorspor	23	188	188																																		
40	SPS Automotive Perfor	24																																				
43	Strakka Racing	25																																				
13	Stradale Motorsport	26																																				
17	Pablo Clark Racing	27																																				
09	Team Perfect Circle	28																																				

Weather / Track : Showers / Wet

# Kyalami 9 Hours

## RACE - POSITION CHART

No	Name	Lap Pos	161	162	163	164	165	166	167	168	169	170	171	172	173	174	175	176	177	178	179	180	181	182	183	184	185	186	187	188	189	190	191	192	
			31	Frikadelli Racing Team	1	20	20	20	20	20	20	20	20	20	20	20	20	20	20	20	20	20	20	20	20	20	20	20	20	20	20	20	20	20	20
29	Audi Sport Team Land	2	10	10	10	10	10	10	10	10	10	10	10	10	10	10	10	10	10	10	10	10	10	10	10	10	10	10	10	10	10	10	10	18	
999	Mercedes-AMG Team C	3	12	12	12	12	12	12	12	12	12	12	12	12	12	12	12	12	12	12	12	12	12	12	34	34	34	34	34	34	34	34	34	29	
20	GPX Racing	4	18	18	18	18	18	18	18	18	18	18	18	18	18	18	18	18	18	18	34	34	34	34	12	12	12	12	12	12	12	12	18	10	
12	Dinamic Motorsport	5	62	62	62	62	34	34	34	34	34	34	34	34	34	34	34	34	34	34	18	18	18	18	18	18	18	18	18	18	18	18	31	34	
42	BMW Team Schnitzer	6	31	31	31	31	31	31	31	31	31	31	31	31	31	31	31	31	31	31	31	31	31	31	31	31	31	31	31	31	31	31	29	42	
30	Honda Team Motul	7	34	34	34	34	42	42	42	42	42	42	42	42	42	42	42	42	42	42	42	42	42	42	42	42	42	42	42	42	42	42	911	62	
10	Mercedes-AMG Team S	8	25	25	25	42	25	25	25	25	25	25	25	25	25	25	25	25	25	25	25	25	25	29	29	29	29	29	29	29	29	29	42	31	
35	KCMG	9	42	42	42	25	107	107	107	107	107	107	107	107	107	107	107	107	107	29	29	29	29	25	25	25	25	25	25	25	25	25	62	12	
18	KCMG	10	107	107	107	107	29	29	29	29	29	29	29	29	29	29	29	29	29	29	62	62	62	62	62	62	62	62	62	62	62	62	62	12	107
911	KUS Team 75 Bernhar	11	29	29	29	29	62	62	62	62	62	62	62	62	62	62	62	62	62	911	911	911	911	911	911	911	911	911	911	911	911	911	107	911	
76	R-Motorsport	12	911	911	911	911	911	911	911	911	911	911	911	911	911	911	911	911	911	6	6	6	6	6	6	6	6	6	6	6	6	6	6	6	25
107	Bentley Team M-Sport	13	6	6	6	6	6	6	6	6	6	6	6	6	6	6	6	6	6	107	107	107	107	107	107	107	107	107	107	107	107	107	25	6	
108	Bentley Team M-Sport	14	108	35	35	35	35	35	35	35	35	35	35	35	35	35	35	35	35	35	35	35	35	35	35	35	35	35	35	9	9	9	9	9	35
25	Audi Sport Team WRT	15	35	9	9	9	9	9	9	9	9	9	9	9	9	9	22	22	22	22	22	22	22	22	22	22	22	22	9	35	35	35	35	9	
34	Walkenhorst Motorspor	16	9	22	22	22	22	22	22	22	22	22	22	22	22	22	9	9	9	9	9	9	9	9	9	9	9	22	22	22	22	22	22	22	
6	Black Falcon	17	22	76	76	76	76	76	76	76	76	76	76	76	76	76	76	76	76	76	76	76	76	76	76	76	76	76	76	76	76	76	76	76	
9	Lechner Racing	18	76	40	40	40	40	40	40	40	40	40	40	40	40	40	40	40	40	40	40	40	40	108	108	108	108	108	108	108	108	108	108	108	
62	R-Motorsport	19	40	108	108	108	108	108	108	108	108	108	108	108	108	108	108	108	108	108	108	108	108	40	40	40	40	40	40	40	40	40	40	40	
44	Mercedes-AMG Team S	20	36	36	36	36	36	36	36	36	36	36	36	36	36	36	36	36	36	36	36	36	36	36	36	36	36	36	36	36	36	36	36	36	
22	WTM Racing powered b	21	43	43	43	43	43	43	43	43	43	43	43	43	43	43	43	43	43	43	43	43	43	43	43	43	43	43	43	43	43	43	43	43	
188	Garage 59	22	17	17	17	17	17	17	17	17	17	17	17	17	17	17	17	17	17	17	17	17	17	17	17	17	17	17	17	17	17	17	17	17	
36	Walkenhorst Motorspor	23																																	
40	SPS Automotive Perfor	24																																	
43	Strakka Racing	25																																	
13	Stradale Motorsport	26																																	
17	Pablo Clark Racing	27																																	
09	Team Perfect Circle	28																																	

Weather / Track : Showers / Wet

Kyalami Grand Prix Circuit  
 Circuit Length = 4.522 km  
 Start: 12:58 Flag 21:58 End: 22:03

# Kyalami 9 Hours

## RACE - POSITION CHART

No	Name	Lap Pos	193	194	195	196	197	198	199	200	201	202	203	204	205	206	207	208	209	210	211	212	213	214	215	216	217	218	219	220	221	222	223	224		
			31	Frikadelli Racing Team	1	29	29	29	20	20	20	20	20	20	20	20	20	20	20	20	20	20	20	20	20	20	20	20	20	20	20	20	20	20	20	20
29	Audi Sport Team Land	2	20	20	20	10	10	10	10	10	34	34	34	34	34	34	34	34	34	34	34	34	34	34	34	34	34	34	34	34	34	34	34	34	34	
999	Mercedes-AMG Team C	3	10	10	10	34	34	34	34	34	10	10	10	10	10	10	10	10	10	10	10	10	10	10	10	10	10	10	10	10	10	10	10	10	10	
20	GPX Racing	4	18	34	34	18	18	18	18	18	18	18	18	18	18	18	18	18	18	18	18	18	18	18	18	18	18	18	18	18	18	18	18	18	18	
12	Dinamic Motorsport	5	34	18	18	42	42	42	42	42	42	42	42	42	42	42	42	42	42	42	42	42	42	42	42	42	42	42	42	42	42	42	42	42	42	
42	BMW Team Schnitzer	6	42	42	42	62	62	62	62	62	62	62	62	62	62	62	62	62	62	62	62	62	62	62	62	62	62	62	62	62	62	62	62	62	62	62
30	Honda Team Motul	7	62	62	62	29	29	29	29	29	29	29	29	29	29	29	29	31	31	31	31	31	31	12	12	31	12	12	12	911	911	911	911	911	911	911
10	Mercedes-AMG Team S	8	12	12	12	12	31	31	31	31	31	31	31	31	31	31	31	12	12	12	12	12	12	29	29	18	62	62	62	12	12	12	12	12	12	12
35	KCMG	9	31	31	31	31	12	12	12	12	12	12	12	12	12	12	29	107	107	107	107	107	62	62	62	911	911	911	62	62	62	62	62	62	62	
18	KCMG	10	107	107	107	107	107	107	107	107	107	107	107	107	107	107	107	107	29	29	29	29	29	911	911	911	29	29	29	29	29	29	29	29	29	
911	KUS Team 75 Bernhar	11	911	911	911	911	911	911	911	911	911	911	911	911	911	911	911	911	911	911	911	911	911	25	25	25	25	25	25	25	25	25	25	25	25	
76	R-Motorsport	12	25	25	25	25	25	25	25	25	25	25	25	25	25	25	25	25	25	25	25	25	25	107	107	107	107	107	35	107	107	107	107	107	107	
107	Bentley Team M-Sport	13	6	6	6	6	6	6	6	6	6	6	6	6	6	6	6	6	35	35	35	35	6	6	6	6	6	35	107	35	35	35	35	35	35	
108	Bentley Team M-Sport	14	35	35	35	35	35	35	35	35	35	35	35	35	35	35	35	35	6	6	6	6	35	35	35	35	35	9	9	9	9	9	9	9	9	
25	Audi Sport Team WRT	15	9	9	9	9	9	9	9	9	9	9	9	9	9	9	9	9	9	9	9	9	9	9	9	9	9	76	76	76	76	76	76	76	76	
34	Walkenhorst Motorspor	16	22	22	22	22	22	22	22	22	22	22	22	22	22	22	22	22	22	22	22	22	76	76	76	76	76	22	22	22	22	22	22	22	22	
6	Black Falcon	17	76	76	76	76	76	76	76	76	76	76	76	76	76	76	76	76	76	76	76	76	22	22	22	22	22	6	6	6	6	6	6	6	6	
9	Lechner Racing	18	108	108	108	108	108	108	108	108	108	108	108	108	108	108	108	36	36	36	36	36	36	36	36	36	36	36	36	36	36	36	36	36	36	
62	R-Motorsport	19	40	40	40	40	36	36	36	36	36	36	36	36	36	36	36	40	40	40	40	40	40	40	40	40	40	40	40	40	40	40	40	40	40	
44	Mercedes-AMG Team S	20	36	36	36	36	40	40	40	40	40	40	40	40	40	40	43	43	43	43	43	43	43	43	43	43	43	43	43	43	43	43	43	43	43	
22	WTM Racing powered b	21	43	43	43	43	43	43	43	43	43	43	43	43	43	43	17	17	17	17	17	17	17	17	17	17	17	17	17	17	17	17	17	17	17	
188	Garage 59	22	17	17	17	17	17	17	17	17	17	17	17	17	17	17	17	17	17	17	17	17	17	17	17	17	17	17	17	17	17	17	17	17	17	
36	Walkenhorst Motorspor	23																																		
40	SPS Automotive Perfor	24																																		
43	Strakka Racing	25																																		
13	Stradale Motorsport	26																																		
17	Pablo Clark Racing	27																																		
09	Team Perfect Circle	28																																		

Weather / Track : Showers / Wet

Kyalami Grand Prix Circuit  
 Circuit Length = 4.522 km  
 Start: 12:58 Flag 21:58 End: 22:03

# Kyalami 9 Hours

## RACE - POSITION CHART

No	Name	Lap Pos	225	226	227	228	229	230	231	232	233	234	235	236	237	238	239	240	241	242	243	244	245	246	247	248	249	250	251	252	253	254	255	256	
			31	Frikadelli Racing Team	1	20	20	20	20	20	20	20	20	20	12	42	42	42	42	42	42	42	42	42	42	10	10	10	20	31	31	31	31	31	31
29	Audi Sport Team Land	2	34	34	34	34	10	10	10	31	31	42	10	10	10	10	10	10	10	10	10	10	20	20	20	31	20	20	20	20	34	34	34	34	
999	Mercedes-AMG Team C	3	42	42	10	10	31	31	31	18	12	10	20	20	20	20	20	20	20	20	20	20	31	31	31	34	34	34	34	34	20	20	20	20	
20	GPX Racing	4	10	10	31	31	18	18	18	911	62	20	31	31	31	31	31	31	31	31	31	31	34	34	34	10	10	10	10	10	10	10	10	10	
12	Dinamic Motorsport	5	31	31	18	18	911	911	911	12	10	31	34	34	34	34	34	34	34	34	34	34	42	29	29	29	29	29	29	29	29	29	29	29	
42	BMW Team Schnitzer	6	18	18	911	911	12	12	12	62	42	34	29	29	29	29	29	29	29	29	29	29	29	29	18	18	18	18	18	18	18	18	18	18	
30	Honda Team Motul	7	911	911	12	12	62	62	62	42	34	29	18	18	18	18	18	18	18	18	18	18	18	911	62	911	62	12	12	12	12	12	12	12	
10	Mercedes-AMG Team S	8	12	12	62	62	29	29	42	34	29	18	911	911	911	911	911	911	911	911	911	911	911	62	911	62	12	62	62	62	62	62	62	62	
35	KCMG	9	62	62	29	29	42	42	34	29	18	911	62	62	62	62	62	62	62	62	62	62	62	12	12	12	911	911	911	911	911	911	911	42	
18	KCMG	10	29	29	42	42	34	34	29	10	911	62	12	12	12	12	12	12	12	12	12	12	42	42	42	42	42	42	42	42	42	42	42	911	
911	KUS Team 75 Bernhar	11	25	25	107	107	107	107	107	107	107	25	25	25	25	25	25	25	25	25	25	25	25	25	25	25	25	25	25	25	25	25	25	25	
76	R-Motorsport	12	107	107	35	35	35	25	25	25	25	35	35	35	35	35	35	35	35	35	35	35	35	35	35	35	35	35	35	35	35	35	35	35	
107	Bentley Team M-Sport	13	35	35	25	25	25	35	35	35	35	107	107	107	107	107	107	107	107	107	107	107	107	107	107	107	107	107	107	9	9	9	9	9	
108	Bentley Team M-Sport	14	9	9	9	9	9	9	9	9	9	9	9	9	9	9	9	9	9	9	9	9	9	9	9	9	9	9	9	9	9	9	9	9	
25	Audi Sport Team WRT	15	76	76	76	76	76	76	76	6	6	6	6	6	6	6	6	6	6	6	6	6	6	6	6	6	6	6	6	6	6	6	6	6	
34	Walkenhorst Motorspor	16	22	22	22	6	6	6	6	22	22	22	22	22	22	22	22	22	22	22	22	22	22	22	22	22	22	22	22	22	22	22	22	22	
6	Black Falcon	17	6	6	6	22	22	22	22	76	76	76	76	76	76	76	76	76	76	76	76	76	76	22	22	22	22	22	22	22	22	22	36	36	
9	Lechner Racing	18	36	36	40	40	36	36	36	36	36	36	36	36	36	36	36	36	36	36	36	36	36	36	36	36	36	36	36	36	36	40	40		
62	R-Motorsport	19	40	40	36	36	40	40	40	40	40	40	40	40	40	40	40	40	40	40	40	40	40	40	40	40	40	40	40	40	40	40	40	40	
44	Mercedes-AMG Team S	20	43	43	43	43	43	43	43	43	43	43	43	43	43	43	43	43	43	43	43	43	43	43	43	43	43	43	43	43	43	43	43	43	
22	WTM Racing powered b	21	17	17	17	17	17	17	17	17	17	17	17	17	17	17	17	17	17	17	17	17	17	17	17	17	17	17	17	17	17	17	17	17	
188	Garage 59	22																																	
36	Walkenhorst Motorspor	23																																	
40	SPS Automotive Perfor	24																																	
43	Strakka Racing	25																																	
13	Stradale Motorsport	26																																	
17	Pablo Clark Racing	27																																	
09	Team Perfect Circle	28																																	

Weather / Track : Showers / Wet

Kyalami Grand Prix Circuit  
 Circuit Length = 4.522 km  
 Start: 12:58 Flag 21:58 End: 22:03



# Kyalami 9 Hours

## RACE - POSITION CHART

No	Name	Lap	257	258	259
		Pos			
31	Frikadelli Racing Team	1	31	31	31
29	Audi Sport Team Land	2	34	34	34
999	Mercedes-AMG Team C	3	20	20	20
20	GPX Racing	4	10	29	29
12	Dinamic Motorsport	5	29	10	10
42	BMW Team Schnitzer	6	18	18	18
30	Honda Team Motul	7	12	12	12
10	Mercedes-AMG Team S	8	42	42	42
35	KCMG	9	911	911	911
18	KCMG	10	62	62	62
911	KUS Team 75 Bernhar	11	25	25	
76	R-Motorsport	12	107	107	
107	Bentley Team M-Sport	13	9		
108	Bentley Team M-Sport	14			
25	Audi Sport Team WRT	15			
34	Walkenhorst Motorspor	16			
6	Black Falcon	17			
9	Lechner Racing	18			
62	R-Motorsport	19			
44	Mercedes-AMG Team S	20			
22	WTM Racing powered b	21			
188	Garage 59	22			
36	Walkenhorst Motorspor	23			
40	SPS Automotive Perfor	24			
43	Strakka Racing	25			
13	Stradale Motorsport	26			
17	Pablo Clark Racing	27			
09	Team Perfect Circle	28			

Weather / Track : Showers / Wet

Results can be found at [www.tsl-timing.com](http://www.tsl-timing.com)

Page 9 of 9

Kyalami Grand Prix Circuit  
Circuit Length = 4.522 km  
Start: 12:58 Flag 21:58 End: 22:03

Printed - 22:13 Saturday, 23 November 2019

# Kyalami 9 Hours

## RACE - BEST SECTORS

SECTOR 1			SECTOR 2			SECTOR 3			IDEAL / BEST COMPARISON						
POS	NO	NAME	TIME	NO	NAME	TIME	NO	NAME	TIME	POS	NO	NAME	IDEAL	BEST	DIFF
													<b>PERFECT LAP</b>	<b>1:42.433</b>	
1	34	Walkenhorst Motors	32.257	10	Mercedes-AMG Tea	40.819	31	Frikadelli Racing Te	29.357	1	31	Frikadelli Racing Tear	1:42.703	1:42.876	0.173
2	107	Bentley Team M-Sp	32.312	20	GPX Racing	40.825	29	Audi Sport Team La	29.464	2	35	KCMG	1:42.767	1:43.167	0.400
3	35	KCMG	32.367	35	KCMG	40.867	25	Audi Sport Team WI	29.464	3	34	Walkenhorst Motorspc	1:42.788	1:42.940	0.152
4	108	Bentley Team M-Sp	32.371	911	KUS Team 75 Berni	40.894	22	WTM Racing poweri	29.483	4	20	GPX Racing	1:42.814	1:43.034	0.220
5	18	KCMG	32.377	29	Audi Sport Team La	40.918	10	Mercedes-AMG Tea	29.496	5	10	Mercedes-AMG Team	1:42.817	1:43.000	0.183
6	31	Frikadelli Racing Te	32.390	31	Frikadelli Racing Te	40.956	20	GPX Racing	29.508	6	29	Audi Sport Team Lanc	1:42.892	1:43.144	0.252
7	42	BMW Team Schnitz	32.428	12	Dinamic Motorsport	40.966	12	Dinamic Motorsport	29.511	7	911	KUS Team 75 Bernha	1:42.895	1:43.351	0.456
8	36	Walkenhorst Motors	32.440	34	Walkenhorst Motors	41.009	911	KUS Team 75 Berni	29.518	8	12	Dinamic Motorsport	1:42.957	1:43.080	0.123
9	30	Honda Team Motul	32.473	9	Lechner Racing	41.037	34	Walkenhorst Motors	29.522	9	18	KCMG	1:43.044	1:43.228	0.184
10	12	Dinamic Motorsport	32.480	25	Audi Sport Team WI	41.085	9	Lechner Racing	29.529	10	9	Lechner Racing	1:43.076	1:43.366	0.290
11	20	GPX Racing	32.481	18	KCMG	41.087	107	Bentley Team M-Sp	29.531	11	25	Audi Sport Team WR1	1:43.077	1:43.300	0.223
12	911	KUS Team 75 Berni	32.483	42	BMW Team Schnitz	41.107	35	KCMG	29.533	12	107	Bentley Team M-Spor	1:43.109	1:43.326	0.217
13	76	R-Motorsport	32.499	22	WTM Racing poweri	41.147	30	Honda Team Motul	29.563	13	42	BMW Team Schnitzer	1:43.141	1:43.231	0.090
14	10	Mercedes-AMG Tea	32.502	44	Mercedes-AMG Tea	41.197	76	R-Motorsport	29.578	14	22	WTM Racing powered	1:43.233	1:43.241	0.008
15	29	Audi Sport Team La	32.510	6	Black Falcon	41.205	108	Bentley Team M-Sp	29.579	15	30	Honda Team Motul	1:43.278	1:43.503	0.225
16	9	Lechner Racing	32.510	76	R-Motorsport	41.207	18	KCMG	29.580	16	76	R-Motorsport	1:43.284	1:43.557	0.273
17	25	Audi Sport Team WI	32.528	30	Honda Team Motul	41.242	43	Strakka Racing	29.582	17	108	Bentley Team M-Spor	1:43.354	1:43.451	0.097
18	44	Mercedes-AMG Tea	32.567	107	Bentley Team M-Sp	41.266	44	Mercedes-AMG Tea	29.605	18	44	Mercedes-AMG Team	1:43.369	1:43.487	0.118
19	43	Strakka Racing	32.581	43	Strakka Racing	41.282	42	BMW Team Schnitz	29.606	19	6	Black Falcon	1:43.430	1:43.579	0.149
20	6	Black Falcon	32.595	62	R-Motorsport	41.292	6	Black Falcon	29.630	20	43	Strakka Racing	1:43.445	1:43.577	0.132
21	22	WTM Racing poweri	32.603	188	Garage 59	41.380	62	R-Motorsport	29.732	21	62	R-Motorsport	1:43.678	1:43.649	-0.029
22	62	R-Motorsport	32.654	108	Bentley Team M-Sp	41.404	36	Walkenhorst Motors	29.834	22	36	Walkenhorst Motorspc	1:43.693	1:44.015	0.322
23	40	SPS Automotive Per	32.665	36	Walkenhorst Motors	41.419	40	SPS Automotive Per	29.888	23	188	Garage 59	1:44.012	1:44.113	0.101
24	188	Garage 59	32.720	40	SPS Automotive Per	41.773	188	Garage 59	29.912	24	40	SPS Automotive Perc	1:44.326	1:44.544	0.218
25	17	Pablo Clark Racing	32.839	17	Pablo Clark Racing	41.947	17	Pablo Clark Racing	30.106	25	17	Pablo Clark Racing	1:44.892	1:44.980	0.088
26	13	Stradale Motorsport	33.474	13	Stradale Motorsport	42.471	13	Stradale Motorsport	30.506	26	13	Stradale Motorsport	1:46.451	1:46.488	0.037
27	09	Team Perfect Circle	33.731	09	Team Perfect Circle	43.618	09	Team Perfect Circle	31.406	27	09	Team Perfect Circle	1:48.755	1:49.368	0.613

Weather / Track : Showers / Wet

Kyalami Grand Prix Circuit

Circuit Length = 4.522 km

Start: 12:58 Flag 21:58 End: 22:03

Results can be found at [www.tsl-timing.com](http://www.tsl-timing.com)

Printed - 22:05 Saturday, 23 November 2019

# Kyalami 9 Hours

## RACE - BEST SPEEDS

POS	NO	NAME	VMAX	KPH
1	35	KCMG		248.2
2	107	Bentley Team M-Sport		243.2
3	34	Walkenhorst Motorsport		241.0
4	42	BMW Team Schnitzer		241.0
5	108	Bentley Team M-Sport		241.0
6	36	Walkenhorst Motorsport		240.5
7	18	KCMG		239.4
8	30	Honda Team Motul		239.4
9	76	R-Motorsport		237.3
10	17	Pablo Clark Racing		237.3
11	62	R-Motorsport		236.8
12	31	Frikadelli Racing Team		236.3
13	9	Lechner Racing		236.3
14	6	Black Falcon		236.3
15	44	Mercedes-AMG Team Strakka Racing		236.3
16	20	GPX Racing		235.8
17	29	Audi Sport Team Land		235.8
18	40	SPS Automotive Performance		235.8
19	10	Mercedes-AMG Team SPS Automotive Performance		235.2
20	188	Garage 59		235.2
21	09	Team Perfect Circle		235.2
22	12	Dinamic Motorsport		234.7
23	911	KUS Team 75 Bernhard		234.7
24	25	Audi Sport Team WRT		234.7
25	22	WTM Racing powered by Rinaldi		234.7
26	43	Strakka Racing		234.2
27	13	Stradale Motorsport		234.2
28	999	Mercedes-AMG Team GruppeM Racing		221.7

Weather / Track : Showers / Wet

Results can be found at [www.tsl-timing.com](http://www.tsl-timing.com)

Kyalami Grand Prix Circuit  
Circuit Length = 4.522 km  
Start: 12:58 Flag 21:58 End: 22:03

Printed - 22:06 Saturday, 23 November 2019

# Kyalami 9 Hours

## RACE - DRIVER STATISTICS

POS	NO	CL	PIC	TEAM / DRIVERS	CAR	LAPS	RACE TIME	%	BEST	ON	KPH
1	31	Pro	1	Frikadelli Racing Team (DEU)	Porsche 911 GT3 R	259	<b>9:00:06.106</b>				
				Mathieu JAMINET (FRA)		79	2:57:06.567	32.79	1:43.058	210	157.96
				Dennis OLSEN (NOR)		93	2:46:30.457	30.83	1:43.016	157	158.02
				Nick TANDY (GBR)		87	3:05:02.308	34.26	1:42.876	130	158.24
2	34	Pro	2	Walkenhorst Motorsport (DEU)	BMW M6 GT3	259	<b>9:00:12.851</b>				
				Christian KROGNES (NOR)		65	2:04:37.913	23.07	1:42.940	119	158.14
				Mikkel JENSEN (DNK)		98	3:00:45.360	33.46	1:42.965	176	158.10
				Nicky CATSBURG (NDL)		96	3:43:23.067	41.35	1:43.266	70	157.64
3	20	Pro	3	GPX Racing (UAE)	Porsche 911 GT3 R	259	<b>9:00:15.141</b>				
				Michael CHRISTENSEN (DNK)		70	2:15:20.304	25.05	1:43.034	127	157.99
				Kevin ESTRE (FRA)		94	2:52:33.110	31.94	1:43.138	171	157.83
				Richard LIETZ (AUT)		95	3:41:47.815	41.05	1:43.335	71	157.53
4	29	Pro	4	Audi Sport Team Land (DEU)	Audi R8 LMS GT3 2019	259	<b>9:00:21.431</b>				
				Markus WINKELHOCK (DEU)		79	2:22:07.853	26.30	1:43.279	142	157.62
				Christopher MIES (DEU)		104	3:06:22.778	34.49	1:43.144	68	157.82
				Christopher HAASE (DEU)		76	3:15:07.264	36.11	1:43.401	84	157.43
5	10	Pro	5	Mercedes-AMG Team SPS Automotive F	Mercedes-AMG GT3	259	<b>9:00:23.268</b>				
				Yelmer BUURMAN (NDL)		108	3:44:58.007	41.63	1:43.143	65	157.83
				Luca STOLZ (DEU)		74	2:14:17.206	24.85	1:43.000	156	158.05
				Maximilian GOETZ (DEU)		77	2:48:52.523	31.25	1:43.297	33	157.59
6	18	Pro	6	KCMG (HKG)	Nissan GT-R NISMO GT3	259	<b>9:00:36.837</b>				
				Alexandre IMPERATORI (CHE)		85	2:32:27.250	28.20	1:43.420	173	157.40
				Edoardo LIBERATI (ITA)		78	2:53:04.496	32.01	1:43.677	35	157.01
				Oliver JARVIS (GBR)		96	3:21:41.757	37.31	1:43.228	142	157.70
7	42	Pro	7	BMW Team Schnitzer (DEU)	BMW M6 GT3	259	<b>9:00:46.662</b>				
				Martin TOMCZYK (DEU)		106	3:36:34.967	40.05	1:43.449	171	157.36
				Sheldon VAN DER LINDE (ZAF)		64	2:01:48.722	22.53	1:43.231	120	157.69
				Augusto FARFUS (BRA)		89	3:09:41.625	35.08	1:43.791	62	156.84
8	12 *	Pro	8	Dinamic Motorsport (ITA)	Porsche 911 GT3 R	259	<b>9:00:47.271</b>				
				Laurens VANTHOOR (BEL)		93	2:47:02.585	30.90	1:43.342	154	157.52
				Earl BAMBER (NZL)		80	3:00:47.144	33.44	1:43.533	205	157.23
				Matt CAMPBELL (AUS)		86	3:01:11.209	33.51	1:43.080	132	157.92
9	911	Pro	9	KUS Team 75 Bernhard (DEU)	Porsche 911 GT3 R	259	<b>9:00:50.294</b>				
				Romain DUMAS (FRA)		61	1:46:52.187	19.76	1:43.386	69	157.46
				Dirk WERNER (DEU)		96	3:13:04.119	35.70	1:43.590	170	157.15
				Sven MUELLER (DEU)		102	3:46:44.492	41.92	1:43.351	211	157.51
10	62	Pro	10	R-Motorsport (CHE)	Aston Martin Vantage AMR GT3	259	<b>9:00:50.835</b>				
				Ricky COLLARD (GBR)		85	3:26:49.608	38.24	1:43.678	61	157.01
				Hugo de SADELEER (CHE)		84	2:30:21.650	27.80	1:43.649	118	157.06
				Marvin KIRCHHOEFER (DEU)		90	2:49:40.357	31.37	1:43.735	177	156.93
11	25	Pro	11	Audi Sport Team WRT (BEL)	Audi R8 LMS GT3 2019	258	<b>9:00:23.634</b>				
				Dries VANTHOOR (BEL)		87	3:13:34.842	35.82	1:43.300	121	157.59
				Kelvin VAN DER LINDE (ZAF)		89	3:04:24.776	34.13	1:43.407	72	157.42
				Frederic VERVISCH (BEL)		82	2:28:23.655	27.46	1:43.393	189	157.44
12	107	Pro	12	Bentley Team M-Sport (GBR)	Bentley Continental GT3	258	<b>9:00:52.859</b>				
				Jules GOUNON (FRA)		75	3:21:25.177	37.24	1:43.413	118	157.41
				Maxime SOULET (BEL)		78	2:21:32.706	26.17	1:43.326	154	157.55
				Jordan PEPPER (ZAF)		105	3:03:45.472	33.97	1:43.326	184	157.55
13	9	Silver	1	Lechner Racing (AUT)	Porsche 911 GT3 R	257	<b>9:00:58.545</b>				
				Saul HACK (ZAF)		69	2:04:20.092	22.98	1:43.985	172	156.55
				Lars KERN (DEU)		82	3:04:09.498	34.04	1:43.438	150	157.38
				Dylan PEREIRA (LUX)		106	3:36:13.043	39.97	1:43.366	119	157.49
14	76	Pro	13	R-Motorsport (CHE)	Aston Martin Vantage AMR GT3	256	<b>9:00:59.376</b>				
				Maxime MARTIN (BEL)		58	1:59:52.893	22.16	1:44.573	31	155.67
				Enaam AHMED (GBR)		108	3:14:34.791	35.97	1:43.790	140	156.84
				Jake DENNIS (GBR)		90	3:32:42.342	39.32	1:43.557	209	157.20

Kyalami Grand Prix Circuit

Circuit Length = 4.522 km

Start: 12:58 Flag 21:58 End: 22:03

Weather / Track : Showers / Wet

# Kyalami 9 Hours

## RACE - DRIVER STATISTICS

POS	NO	CL	PIC	TEAM / DRIVERS	CAR	LAPS	RACE TIME	%	BEST	ON	KPH
15	6	Silver	2	<b>Black Falcon (DEU)</b>	Mercedes-AMG GT3	256	<b>9:01:07.184</b>				
				77		2:24:49.378	26.76	1:43.579	119	157.16	
				114		3:24:40.797	37.83	1:43.601	178	157.13	
				65		2:58:35.038	33.00	1:45.201	208	154.74	
16	22	Silver	3	<b>WTM Racing powered by Rinaldi (DEU)</b>	Ferrari 488 GT3	256	<b>9:01:21.061</b>				
				78		2:20:34.247	25.97	1:44.694	66	155.49	
				74		2:46:51.109	30.82	1:44.323	124	156.04	
				104		3:37:30.360	40.18	1:43.241	179	157.68	
17	36	Am	1	<b>Walkenhorst Motorsport (DEU)</b>	BMW M6 GT3	253	<b>9:00:57.090</b>				
				64		1:59:04.599	22.01	1:46.239	169	153.23	
				93		3:34:00.955	39.56	1:44.433	116	155.88	
				96		3:10:59.761	35.31	1:44.015	121	156.50	
18	40	Am	2	<b>SPS Automotive Performance (DEU)</b>	Mercedes-AMG GT3	253	<b>9:02:05.581</b>				
				68		2:46:12.456	30.66	1:45.287	73	154.61	
				89		2:56:30.279	32.56	1:45.232	61	154.69	
				96		3:03:54.769	33.93	1:44.544	29	155.71	
19	35	Pro	14	<b>KCMG (HKG)</b>	Nissan GT-R NISMO GT3	251	<b>8:47:03.272</b>				
				92		3:05:45.195	35.24	1:43.280	123	157.62	
				96		2:56:58.470	33.58	1:43.353	169	157.51	
				63		2:31:02.866	28.66	1:43.167	79	157.79	
20	43	ProAm	1	<b>Strakka Racing (GBR)</b>	Mercedes-AMG GT3	251	<b>9:01:51.823</b>				
				91		3:04:59.161	34.14	1:44.470	172	155.82	
				65		2:00:44.477	22.28	1:48.312	139	150.29	
				95		3:40:28.389	40.69	1:43.577	75	157.17	
21	17	Nat	1	<b>Pablo Clark Racing (ZAF)</b>	Ferrari 458 Italia GT3	246	<b>9:00:22.454</b>				
				44		1:35:53.135	17.74	1:55.008	2	141.54	
				114		3:38:48.865	40.49	1:45.127	109	154.85	
				88		3:28:50.230	38.65	1:44.980	158	155.06	
22	108	Pro	15	<b>Bentley Team M-Sport (GBR)</b>	Bentley Continental GT3	206	<b>6:32:00.775</b>				
				61		1:47:22.887	27.39	1:43.686	65	157.00	
				68		2:09:10.446	32.95	1:43.683	134	157.00	
				77		2:20:45.530	35.91	1:43.451	167	157.36	
23	188	ProAm	2	<b>Garage 59 (GBR)</b>	Aston Martin Vantage AMR GT3	130	<b>6:48:48.440</b>				
				49		1:33:31.901	22.88	1:45.732	34	153.96	
				28		1:01:55.508	15.15	1:45.761	16	153.92	
				53		1:42:24.771	25.05	1:44.113	83	156.36	
24	44	Pro	16	<b>Mercedes-AMG Team Strakka Racing (C</b>	Mercedes-AMG GT3	98	<b>2:59:30.239</b>				
				65		1:53:26.555	63.20	1:43.487	56	157.30	
				0		0.000	0.00		0		
				33		1:02:57.809	35.08	1:43.540	84	157.22	
25	09	Am	3	<b>Team Perfect Circle (ZAF)</b>	Porsche 997 GT3 R	85	<b>3:17:58.803</b>				
				32		59:31.611	30.07	1:49.368	15	148.84	
				35		1:06:04.252	33.37	1:50.033	61	147.94	
				18		45:18.944	22.89	1:50.932	78	146.74	
26	13	Nat	2	<b>Stradale Motorsport (ZAF)</b>	Lamborghini Huracan GT3 2019	81	<b>2:34:10.268</b>				
				35		1:03:03.472	40.90	1:46.488	29	152.87	
				28		52:57.279	34.35	1:50.556	60	147.24	
				18		33:25.827	21.68	1:48.024	75	150.69	
27	30	Pro	17	<b>Honda Team Motul (ITA)</b>	Honda NSX GT3 2019	55	<b>1:37:33.513</b>				
				18		33:16.851	34.11	1:43.988	44	156.54	
				0		0.000	0.00		0		
				37		1:04:23.993	66.01	1:43.503	34	157.28	
28	999	Pro	18	<b>Mercedes-AMG Team GruppeM Racing</b>	Mercedes-AMG GT3	0					
				0		0.000	0.00		0		
				0		0.000	0.00		0		
				0		0.000	0.00		0		

\* Stewards decision 19 - Car 12, 10 seconds added to race time

Weather / Track : Showers / Wet

Kyalami Grand Prix Circuit

Circuit Length = 4.522 km

Start: 12:58 Flag 21:58 End: 22:03

# Kyalami 9 Hours

## RACE - PIT STOP ANALYSIS

<b>P1</b>	<b>31 Pro</b>	<b>Frikadelli Racing Team</b>	<b>Porsche 911 GT3 R</b>
D1: Mathieu JAMINET	Total Stint: 79 Laps - 2:57:06.567 (32.79%)		Best Lap: 1:43.058 On Lap 210 @ 157.96 kph
D2: Dennis OLSEN	Total Stint: 93 Laps - 2:46:30.457 (30.83%)		Best Lap: 1:43.016 On Lap 157 @ 158.02 kph
D3: Nick TANDY	Total Stint: 87 Laps - 3:05:02.308 (34.26%)		Best Lap: 1:42.876 On Lap 130 @ 158.24 kph

STOP	IN TIME	DRIVER IN	STINT TIME	STOP TIME	TOTAL STOP TIME	OUT TIME	DRIVER OUT
1 -	14:03:00.384	Dennis OLSEN	1:04:17.045	1:41.326	1:41.326	14:04:41.710	Mathieu JAMINET
2 -	15:08:42.544	Mathieu JAMINET	1:04:00.834	1:46.014	3:27.340	15:10:28.558	Nick TANDY
3 -	15:37:13.654	Nick TANDY	26:45.096	44.286	4:11.626	15:37:57.940	Nick TANDY
4 -	16:08:24.527	Nick TANDY	30:26.587	22.559	4:34.185	16:08:47.086	Nick TANDY
5 -	17:11:44.653	Nick TANDY	1:02:57.567	1:32.044	6:06.229	17:13:16.697	Dennis OLSEN
6 -	17:18:25.726	Dennis OLSEN	5:09.029	22.585	6:28.814	17:18:48.311	Dennis OLSEN
7 -	17:52:14.826	Dennis OLSEN	33:26.515	48.676	7:17.490	17:53:03.502	Dennis OLSEN
8 -	18:56:41.370	Dennis OLSEN	1:03:37.868	1:31.454	8:48.944	18:58:12.824	Mathieu JAMINET
9 -	19:35:30.603	Mathieu JAMINET	37:17.779	49.853	9:38.797	19:36:20.456	Mathieu JAMINET
10 -	19:42:50.790	Mathieu JAMINET	6:30.334	57.108	10:35.905	19:43:47.898	Mathieu JAMINET
11 -	20:53:05.518	Mathieu JAMINET	1:09:17.620	44.762	11:20.667	20:53:50.280	Nick TANDY
-	Finish	Nick TANDY	1:04:53.058				

<b>P2</b>	<b>34 Pro</b>	<b>Walkenhorst Motorsport</b>	<b>BMW M6 GT3</b>
D1: Christian KROGNES	Total Stint: 65 Laps - 2:04:37.913 (23.07%)		Best Lap: 1:42.940 On Lap 119 @ 158.14 kph
D2: Mikkel JENSEN	Total Stint: 98 Laps - 3:00:45.360 (33.46%)		Best Lap: 1:42.965 On Lap 176 @ 158.10 kph
D3: Nicky CATSBURG	Total Stint: 96 Laps - 3:43:23.067 (41.35%)		Best Lap: 1:43.266 On Lap 70 @ 157.64 kph

STOP	IN TIME	DRIVER IN	STINT TIME	STOP TIME	TOTAL STOP TIME	OUT TIME	DRIVER OUT
1 -	14:01:29.237	Mikkel JENSEN	1:02:45.898	1:31.753	1:31.753	14:03:00.990	Nicky CATSBURG
2 -	15:05:32.322	Nicky CATSBURG	1:02:31.332	48.743	2:20.496	15:06:21.065	Nicky CATSBURG
3 -	15:36:14.434	Nicky CATSBURG	29:53.369	1:30.867	3:51.363	15:37:45.301	Christian KROGNES
4 -	16:05:03.645	Christian KROGNES	27:18.344	22.558	4:13.921	16:05:26.203	Christian KROGNES
5 -	17:02:48.548	Christian KROGNES	57:22.345	48.471	5:02.392	17:03:37.019	Christian KROGNES
6 -	17:43:34.243	Christian KROGNES	39:57.224	1:30.468	6:32.860	17:45:04.711	Mikkel JENSEN
7 -	17:52:46.463	Mikkel JENSEN	7:41.752	22.602	6:55.462	17:53:09.065	Mikkel JENSEN
8 -	18:56:37.524	Mikkel JENSEN	1:03:28.459	46.817	7:42.279	18:57:24.341	Mikkel JENSEN
9 -	19:34:05.267	Mikkel JENSEN	36:40.926	46.851	8:29.130	19:34:52.118	Mikkel JENSEN
10 -	19:45:00.443	Mikkel JENSEN	10:08.325	1:32.003	10:01.133	19:46:32.446	Nicky CATSBURG
11 -	20:34:03.495	Nicky CATSBURG	47:31.049	47.283	10:48.416	20:34:50.778	Nicky CATSBURG
12 -	20:53:28.656	Nicky CATSBURG	18:37.878	25.243	11:13.659	20:53:53.899	Nicky CATSBURG
-	Finish	Nicky CATSBURG	1:04:49.439				

<b>P3</b>	<b>20 Pro</b>	<b>GPX Racing</b>	<b>Porsche 911 GT3 R</b>
D1: Michael CHRISTENSEN	Total Stint: 70 Laps - 2:15:20.304 (25.05%)		Best Lap: 1:43.034 On Lap 127 @ 157.99 kph
D2: Kevin ESTRE	Total Stint: 94 Laps - 2:52:33.110 (31.94%)		Best Lap: 1:43.138 On Lap 171 @ 157.83 kph
D3: Richard LIETZ	Total Stint: 95 Laps - 3:41:47.815 (41.05%)		Best Lap: 1:43.335 On Lap 71 @ 157.53 kph

STOP	IN TIME	DRIVER IN	STINT TIME	STOP TIME	TOTAL STOP TIME	OUT TIME	DRIVER OUT
1 -	14:02:59.444	Kevin ESTRE	1:04:16.105	1:31.212	1:31.212	14:04:30.656	Richard LIETZ
2 -	15:08:41.593	Richard LIETZ	1:04:10.937	47.067	2:18.279	15:09:28.660	Richard LIETZ
3 -	15:35:21.969	Richard LIETZ	25:53.309	1:31.081	3:49.360	15:36:53.050	Michael CHRISTENSEN
4 -	16:08:23.541	Michael CHRISTENSEN	31:30.491	22.312	4:11.672	16:08:45.853	Michael CHRISTENSEN
5 -	17:11:39.416	Michael CHRISTENSEN	1:02:53.563	47.725	4:59.397	17:12:27.141	Michael CHRISTENSEN
6 -	17:53:23.391	Michael CHRISTENSEN	40:56.250	1:30.961	6:30.358	17:54:54.352	Kevin ESTRE
7 -	18:58:10.923	Kevin ESTRE	1:03:16.571	47.563	7:17.921	18:58:58.486	Kevin ESTRE
8 -	19:33:54.005	Kevin ESTRE	34:55.519	47.778	8:05.699	19:34:41.783	Kevin ESTRE
9 -	19:44:46.698	Kevin ESTRE	10:04.915	1:31.070	9:36.769	19:46:17.768	Richard LIETZ
10 -	20:53:04.677	Richard LIETZ	1:06:46.909	42.001	10:18.770	20:53:46.678	Richard LIETZ
-	Finish	Richard LIETZ	1:04:56.660				

<b>P4</b>	<b>29 Pro</b>	<b>Audi Sport Team Land</b>	<b>Audi R8 LMS GT3 2019</b>
D1: Markus WINKELHOCK	Total Stint: 79 Laps - 2:22:07.853 (26.3%)		Best Lap: 1:43.279 On Lap 142 @ 157.62 kph
D2: Christopher MIES	Total Stint: 104 Laps 3:06:22.778 (34.49%)		Best Lap: 1:43.144 On Lap 68 @ 157.82 kph
D3: Christopher HAASE	Total Stint: 76 Laps - 3:15:07.264 (36.11%)		Best Lap: 1:43.401 On Lap 84 @ 157.43 kph

STOP	IN TIME	DRIVER IN	STINT TIME	STOP TIME	TOTAL STOP TIME	OUT TIME	DRIVER OUT
1 -	13:59:38.055	Markus WINKELHOCK	1:00:54.716	1:31.288	1:31.288	14:01:09.343	Christopher MIES
2 -	15:05:13.495	Christopher MIES	1:04:04.152	1:31.060	3:02.348	15:06:44.555	Christopher HAASE
3 -	15:36:55.141	Christopher HAASE	30:10.586	1:46.320	4:48.668	15:38:41.461	Christopher HAASE
4 -	15:56:23.508	Christopher HAASE	17:42.047	22.383	5:11.051	15:56:45.891	Christopher HAASE

Weather / Track : Showers / Wet

Kyalami Grand Prix Circuit

Circuit Length = 4.522 km

Start: 12:58 Flag 21:58 End: 22:03

# Kyalami 9 Hours

## RACE - PIT STOP ANALYSIS

5 -	16:06:01.491	Christopher HAASE	9:15.600	1:31.433	6:42.484	16:07:32.924	Markus WINKELHOCK
6 -	16:24:01.662	Markus WINKELHOCK	16:28.738	43.689	7:26.173	16:24:45.351	Markus WINKELHOCK
7 -	17:29:29.750	Markus WINKELHOCK	1:04:44.399	1:37.307	9:03.480	17:31:07.057	Christopher MIES
8 -	17:59:16.242	Christopher MIES	28:09.185	46.536	9:50.016	18:00:02.778	Christopher MIES
9 -	19:03:40.420	Christopher MIES	1:03:37.642	1:22.121	11:12.137	19:05:02.541	Christopher MIES
10 -	19:25:46.272	Christopher MIES	20:43.731	22.462	11:34.599	19:26:08.734	Christopher MIES
11 -	19:35:56.802	Christopher MIES	9:48.068	50.759	12:25.358	19:36:47.561	Christopher HAASE
12 -	19:47:22.216	Christopher HAASE	10:34.655	1:32.468	13:57.826	19:48:54.684	Christopher HAASE
13 -	19:53:50.644	Christopher HAASE	4:55.960	22.580	14:20.406	19:54:13.224	Christopher HAASE
14 -	19:56:49.362	Christopher HAASE	2:36.138	22.583	14:42.989	19:57:11.945	Christopher HAASE
15 -	20:06:34.197	Christopher HAASE	9:22.252	35.837	15:18.826	20:07:10.034	Christopher HAASE
16 -	20:41:38.018	Christopher HAASE	34:27.984	34.496	15:53.322	20:42:12.514	Christopher HAASE
17 -	20:53:31.250	Christopher HAASE	11:18.736	28.782	16:22.104	20:54:00.032	Christopher HAASE
-	Finish	Christopher HAASE	1:04:43.306				

<b>P5 10 Pro</b>		<b>Mercedes-AMG Team SPS Automotive F</b>		<b>Mercedes-AMG GT3</b>			
D1: Yelmer BUURMAN		Total Stint: 108 Laps - 3:44:58.007 (41.63%)		Best Lap: 1:43.143 On Lap 65 @ 157.83 kph			
D2: Luca STOLZ		Total Stint: 74 Laps - 2:14:17.206 (24.85%)		Best Lap: 1:43.000 On Lap 156 @ 158.05 kph			
D3: Maximilian GOETZ		Total Stint: 77 Laps - 2:48:52.523 (31.25%)		Best Lap: 1:43.297 On Lap 33 @ 157.59 kph			
STOP	IN TIME	DRIVER IN	STINT TIME	STOP TIME	TOTAL STOP TIME	OUT TIME	DRIVER OUT
1 -	13:44:03.935	Maximilian GOETZ	45:20.596	1:30.361	1:30.361	13:45:34.296	Maximilian GOETZ
2 -	14:41:00.257	Maximilian GOETZ	55:25.961	1:30.716	3:01.077	14:42:30.973	Yelmer BUURMAN
3 -	15:34:33.920	Yelmer BUURMAN	52:02.947	50.112	3:51.189	15:35:24.032	Yelmer BUURMAN
4 -	16:12:17.396	Yelmer BUURMAN	36:53.364	48.848	4:40.037	16:13:06.244	Yelmer BUURMAN
5 -	17:17:00.032	Yelmer BUURMAN	1:03:53.788	1:30.465	6:10.502	17:18:30.497	Luca STOLZ
6 -	17:51:23.939	Luca STOLZ	32:53.442	39.679	6:50.181	17:52:03.618	Luca STOLZ
7 -	18:56:31.603	Luca STOLZ	1:04:27.985	47.176	7:37.357	18:57:18.779	Luca STOLZ
8 -	19:34:14.558	Luca STOLZ	36:55.779	1:30.791	9:08.148	19:35:45.349	Maximilian GOETZ
9 -	19:42:15.325	Maximilian GOETZ	6:29.976	1:30.738	10:38.886	19:43:46.063	Maximilian GOETZ
10 -	20:45:22.053	Maximilian GOETZ	1:01:35.990	44.279	11:23.165	20:46:06.332	Yelmer BUURMAN
11 -	20:53:14.560	Yelmer BUURMAN	7:08.228	29.098	11:52.263	20:53:43.658	Yelmer BUURMAN
-	Finish	Yelmer BUURMAN	1:04:59.680				

<b>P6 18 Pro</b>		<b>KCMG</b>		<b>Nissan GT-R NISMO GT3</b>			
D1: Alexandre IMPERATORI		Total Stint: 85 Laps - 2:32:27.250 (28.2%)		Best Lap: 1:43.420 On Lap 173 @ 157.40 kph			
D2: Edoardo LIBERATI		Total Stint: 78 Laps - 2:53:04.496 (32.01%)		Best Lap: 1:43.677 On Lap 35 @ 157.01 kph			
D3: Oliver JARVIS		Total Stint: 96 Laps - 3:21:41.757 (37.31%)		Best Lap: 1:43.228 On Lap 142 @ 157.70 kph			
STOP	IN TIME	DRIVER IN	STINT TIME	STOP TIME	TOTAL STOP TIME	OUT TIME	DRIVER OUT
1 -	13:52:53.673	Alexandre IMPERATORI	54:10.334	1:33.081	1:33.081	13:54:26.754	Edoardo LIBERATI
2 -	14:55:18.059	Edoardo LIBERATI	1:00:51.305	48.048	2:21.129	14:56:06.107	Edoardo LIBERATI
3 -	15:36:52.612	Edoardo LIBERATI	40:46.505	1:31.331	3:52.460	15:38:23.943	Oliver JARVIS
4 -	16:23:47.432	Oliver JARVIS	45:23.489	1:31.471	5:23.931	16:25:18.903	Oliver JARVIS
5 -	17:27:39.168	Oliver JARVIS	1:02:20.265	48.230	6:12.161	17:28:27.398	Oliver JARVIS
6 -	17:54:12.739	Oliver JARVIS	25:45.341	1:31.167	7:43.328	17:55:43.906	Alexandre IMPERATORI
7 -	18:58:25.443	Alexandre IMPERATORI	1:02:41.537	47.700	8:31.028	18:59:13.143	Alexandre IMPERATORI
8 -	19:34:48.522	Alexandre IMPERATORI	35:35.379	1:30.392	10:01.420	19:36:18.914	Edoardo LIBERATI
9 -	19:42:46.442	Edoardo LIBERATI	6:27.528	1:31.458	11:32.878	19:44:17.900	Edoardo LIBERATI
10 -	20:49:17.058	Edoardo LIBERATI	1:04:59.158	49.484	12:22.362	20:50:06.542	Oliver JARVIS
11 -	20:53:37.259	Oliver JARVIS	3:30.717	24.134	12:46.496	20:54:01.393	Oliver JARVIS
-	Finish	Oliver JARVIS	1:04:41.945				

<b>P7 42 Pro</b>		<b>BMW Team Schnitzer</b>		<b>BMW M6 GT3</b>			
D1: Martin TOMCZYK		Total Stint: 106 Laps - 3:36:34.967 (40.05%)		Best Lap: 1:43.449 On Lap 171 @ 157.36 kph			
D2: Sheldon VAN DER LINDE		Total Stint: 64 Laps - 2:01:48.722 (22.53%)		Best Lap: 1:43.231 On Lap 120 @ 157.69 kph			
D3: Augusto FARFUS		Total Stint: 89 Laps - 3:09:41.625 (35.08%)		Best Lap: 1:43.791 On Lap 62 @ 156.84 kph			
STOP	IN TIME	DRIVER IN	STINT TIME	STOP TIME	TOTAL STOP TIME	OUT TIME	DRIVER OUT
1 -	13:54:56.795	Martin TOMCZYK	56:13.456	1:30.865	1:30.865	13:56:27.660	Augusto FARFUS
2 -	14:59:01.184	Augusto FARFUS	1:02:33.524	47.672	2:18.537	14:59:48.856	Augusto FARFUS
3 -	15:37:11.889	Augusto FARFUS	37:23.033	1:40.412	3:58.949	15:38:52.301	Sheldon VAN DER LINDE
4 -	16:05:34.197	Sheldon VAN DER LINDE	26:41.896	22.589	4:21.538	16:05:56.786	Sheldon VAN DER LINDE
5 -	17:08:10.985	Sheldon VAN DER LINDE	1:02:14.199	48.269	5:09.807	17:08:59.254	Sheldon VAN DER LINDE
6 -	17:41:51.881	Sheldon VAN DER LINDE	32:52.627	1:30.077	6:39.884	17:43:21.958	Martin TOMCZYK
7 -	17:52:50.498	Martin TOMCZYK	9:28.540	22.470	7:02.354	17:53:12.968	Martin TOMCZYK
8 -	18:55:01.753	Martin TOMCZYK	1:01:48.785	48.284	7:50.638	18:55:50.037	Martin TOMCZYK

Weather / Track : Showers / Wet

Results can be found at [www.tsl-timing.com](http://www.tsl-timing.com)

Page 2 of 8

Kyalami Grand Prix Circuit  
Circuit Length = 4.522 km  
Start: 12:58 Flag 21:58 End: 22:03  
Printed - 22:27 Saturday, 23 November 2019

# Kyalami 9 Hours

## RACE - PIT STOP ANALYSIS

9 -	19:34:59.056	Martin TOMCZYK	39:09.019	48.074	8:38.712	19:35:47.130	Martin TOMCZYK
10 -	19:46:04.393	Martin TOMCZYK	10:17.263	1:06.570	9:45.282	19:47:10.963	Martin TOMCZYK
11 -	20:26:48.867	Martin TOMCZYK	39:37.904	1:31.532	11:16.814	20:28:20.399	Augusto FARFUS
12 -	21:30:35.360	Augusto FARFUS	1:02:14.961	37.871	11:54.685	21:31:13.231	Augusto FARFUS
-	Finish	Augusto FARFUS	27:30.107				

P8 12 Pro Dinamic Motorsport			Porsche 911 GT3 R				
D1: Laurens VANTHOOR		Total Stint: 93 Laps - 2:47:02.585 (30.9%)	Best Lap: 1:43.342 On Lap 154 @ 157.52 kph				
D2: Earl BAMBER		Total Stint: 80 Laps - 3:00:47.144 (33.44%)	Best Lap: 1:43.533 On Lap 205 @ 157.23 kph				
D3: Matt CAMPBELL		Total Stint: 86 Laps - 3:01:11.209 (33.51%)	Best Lap: 1:43.080 On Lap 132 @ 157.92 kph				
STOP	IN TIME	DRIVER IN	STINT TIME	STOP TIME	TOTAL STOP TIME	OUT TIME	DRIVER OUT
1 -	14:01:16.725	Laurens VANTHOOR	1:02:33.386	1:32.165	1:32.165	14:02:48.890	Earl BAMBER
2 -	15:05:16.836	Earl BAMBER	1:02:27.946	1:30.750	3:02.915	15:06:47.586	Matt CAMPBELL
3 -	15:37:12.926	Matt CAMPBELL	30:25.340	41.960	3:44.875	15:37:54.886	Matt CAMPBELL
4 -	16:08:31.712	Matt CAMPBELL	30:36.826	22.340	4:07.215	16:08:54.052	Matt CAMPBELL
5 -	17:08:05.802	Matt CAMPBELL	59:11.750	1:32.281	5:39.496	17:09:38.083	Laurens VANTHOOR
6 -	17:51:19.895	Laurens VANTHOOR	41:41.812	48.259	6:27.755	17:52:08.154	Laurens VANTHOOR
7 -	18:54:55.541	Laurens VANTHOOR	1:02:47.387	1:30.803	7:58.558	18:56:26.344	Earl BAMBER
8 -	19:35:44.846	Earl BAMBER	39:18.502	54.647	8:53.205	19:36:39.493	Earl BAMBER
9 -	19:46:57.934	Earl BAMBER	10:18.441	53.210	9:46.415	19:47:51.144	Earl BAMBER
10 -	19:56:44.338	Earl BAMBER	8:53.194	24.103	10:10.518	19:57:08.441	Earl BAMBER
11 -	20:56:57.502	Earl BAMBER	59:49.061	48.543	10:59.061	20:57:46.045	Matt CAMPBELL
-	Finish	Matt CAMPBELL	1:00:57.293				

P9 911 Pro KUS Team 75 Bernhard			Porsche 911 GT3 R				
D1: Romain DUMAS		Total Stint: 61 Laps - 1:46:52.187 (19.76%)	Best Lap: 1:43.386 On Lap 69 @ 157.46 kph				
D2: Dirk WERNER		Total Stint: 96 Laps - 3:13:04.119 (35.7%)	Best Lap: 1:43.590 On Lap 170 @ 157.15 kph				
D3: Sven MUELLER		Total Stint: 102 Laps - 3:46:44.492 (41.92%)	Best Lap: 1:43.351 On Lap 211 @ 157.51 kph				
STOP	IN TIME	DRIVER IN	STINT TIME	STOP TIME	TOTAL STOP TIME	OUT TIME	DRIVER OUT
1 -	14:01:40.910	Dirk WERNER	1:02:57.571	1:33.015	1:33.015	14:03:13.925	Romain DUMAS
2 -	15:05:43.905	Romain DUMAS	1:02:29.980	1:34.265	3:07.280	15:07:18.170	Sven MUELLER
3 -	15:37:54.800	Sven MUELLER	30:36.630	40.854	3:48.134	15:38:35.654	Sven MUELLER
4 -	16:08:54.252	Sven MUELLER	30:18.598	39.183	4:27.317	16:09:33.435	Sven MUELLER
5 -	17:06:33.734	Sven MUELLER	57:00.299	1:34.918	6:02.235	17:08:08.652	Romain DUMAS
6 -	17:52:30.859	Romain DUMAS	44:22.207	1:30.575	7:32.810	17:54:01.434	Dirk WERNER
7 -	18:57:11.392	Dirk WERNER	1:03:09.958	1:32.660	9:05.470	18:58:44.052	Sven MUELLER
8 -	19:36:55.781	Sven MUELLER	38:11.729	46.789	9:52.259	19:37:42.570	Sven MUELLER
9 -	19:40:49.298	Sven MUELLER	3:06.728	57.840	10:50.099	19:41:47.138	Sven MUELLER
10 -	20:49:17.646	Sven MUELLER	1:07:30.508	2:05.531	12:55.630	20:51:23.177	Dirk WERNER
11 -	20:53:57.243	Dirk WERNER	2:34.066	23.572	13:19.202	20:54:20.815	Dirk WERNER
-	Finish	Dirk WERNER	1:04:22.523				

P10 62 Pro R-Motorsport			Aston Martin Vantage AMR GT3				
D1: Ricky COLLARD		Total Stint: 85 Laps - 3:26:49.608 (38.24%)	Best Lap: 1:43.678 On Lap 61 @ 157.01 kph				
D2: Hugo de SADELEER		Total Stint: 84 Laps - 2:30:21.650 (27.8%)	Best Lap: 1:43.649 On Lap 118 @ 157.06 kph				
D3: Marvin KIRCHHOEFER		Total Stint: 90 Laps - 2:49:40.357 (31.37%)	Best Lap: 1:43.735 On Lap 177 @ 156.93 kph				
STOP	IN TIME	DRIVER IN	STINT TIME	STOP TIME	TOTAL STOP TIME	OUT TIME	DRIVER OUT
1 -	13:51:33.772	Hugo de SADELEER	50:51.150	1:31.171	1:31.171	13:53:04.943	Ricky COLLARD
2 -	14:59:16.200	Ricky COLLARD	1:06:11.257	1:31.979	3:03.150	15:00:48.179	Marvin KIRCHHOEFER
3 -	15:35:57.383	Marvin KIRCHHOEFER	35:09.204	45.017	3:48.167	15:36:42.400	Marvin KIRCHHOEFER
4 -	16:09:11.800	Marvin KIRCHHOEFER	32:29.400	1:31.400	5:19.567	16:10:43.200	Hugo de SADELEER
5 -	17:12:01.700	Hugo de SADELEER	1:01:18.500	42.700	6:02.267	17:12:44.400	Hugo de SADELEER
6 -	17:50:56.400	Hugo de SADELEER	38:12.000	1:30.700	7:32.967	17:52:27.100	Marvin KIRCHHOEFER
7 -	18:09:59.400	Marvin KIRCHHOEFER	17:32.300	22.100	7:55.067	18:10:21.500	Marvin KIRCHHOEFER
8 -	18:55:26.300	Marvin KIRCHHOEFER	45:04.800	43.544	8:38.611	18:56:09.844	Marvin KIRCHHOEFER
9 -	19:35:29.821	Marvin KIRCHHOEFER	39:19.977	1:30.123	10:08.734	19:36:59.944	Ricky COLLARD
10 -	19:43:31.724	Ricky COLLARD	3:10.046	1:04.111	11:12.845	19:44:35.835	Ricky COLLARD
11 -	19:56:45.511	Ricky COLLARD	3:07.268	24.633	11:37.478	19:57:10.144	Ricky COLLARD
12 -	20:53:10.098	Ricky COLLARD	7:17.775	1:30.907	13:08.385	20:54:41.005	Ricky COLLARD
-	Finish	Ricky COLLARD	1:04:02.333				



# Kyalami 9 Hours

## RACE - PIT STOP ANALYSIS

<b>P11 25 Pro</b>	<b>Audi Sport Team WRT</b>	<b>Audi R8 LMS GT3 2019</b>
D1: Dries VANTHOOR	Total Stint: 87 Laps - 3:13:34.842 (35.82%)	Best Lap: 1:43.300 On Lap 121 @ 157.59 kph
D2: Kelvin VAN DER LINDE	Total Stint: 89 Laps - 3:04:24.776 (34.13%)	Best Lap: 1:43.407 On Lap 72 @ 157.42 kph
D3: Frederic VERVISCH	Total Stint: 82 Laps - 2:28:23.655 (27.46%)	Best Lap: 1:43.393 On Lap 189 @ 157.44 kph

STOP	IN TIME	DRIVER IN	STINT TIME	STOP TIME	TOTAL STOP TIME	OUT TIME	DRIVER OUT
1 -	14:01:53.518	Frederic VERVISCH	1:03:10.179	1:31.201	1:31.201	14:03:24.719	Kelvin VAN DER LINDE
2 -	15:07:30.220	Kelvin VAN DER LINDE	1:04:05.501	52.546	2:23.747	15:08:22.766	Kelvin VAN DER LINDE
3 -	15:36:47.550	Kelvin VAN DER LINDE	28:24.784	1:32.050	3:55.797	15:38:19.600	Dries VANTHOOR
4 -	16:21:30.963	Dries VANTHOOR	43:11.363	1:56.312	5:52.109	16:23:27.275	Dries VANTHOOR
5 -	17:27:36.986	Dries VANTHOOR	1:04:09.711	1:30.890	7:22.999	17:29:07.876	Frederic VERVISCH
6 -	17:52:25.926	Frederic VERVISCH	23:18.050	44.653	8:07.652	17:53:10.579	Frederic VERVISCH
7 -	18:55:06.005	Frederic VERVISCH	1:01:55.426	2:01.267	10:08.919	18:57:07.272	Kelvin VAN DER LINDE
8 -	19:41:25.525	Kelvin VAN DER LINDE	44:18.253	1:33.344	11:42.263	19:42:58.869	Kelvin VAN DER LINDE
9 -	20:30:35.107	Kelvin VAN DER LINDE	47:36.238	1:31.082	13:13.345	20:32:06.189	Dries VANTHOOR
10 -	20:53:25.655	Dries VANTHOOR	21:19.466	23.381	13:36.726	20:53:49.036	Dries VANTHOOR
-	Finish	Dries VANTHOOR	1:04:54.302				

<b>P12 107 Pro</b>	<b>Bentley Team M-Sport</b>	<b>Bentley Continental GT3</b>
D1: Jules GOUNON	Total Stint: 75 Laps - 3:21:25.177 (37.24%)	Best Lap: 1:43.413 On Lap 118 @ 157.41 kph
D2: Maxime SOULET	Total Stint: 78 Laps - 2:21:32.706 (26.17%)	Best Lap: 1:43.326 On Lap 154 @ 157.55 kph
D3: Jordan PEPPER	Total Stint: 105 Laps - 3:03:45.472 (33.97%)	Best Lap: 1:43.326 On Lap 184 @ 157.55 kph

STOP	IN TIME	DRIVER IN	STINT TIME	STOP TIME	TOTAL STOP TIME	OUT TIME	DRIVER OUT
1 -	13:59:53.715	Jordan PEPPER	1:01:10.376	49.746	49.746	14:00:43.461	Jordan PEPPER
2 -	15:01:32.196	Jordan PEPPER	1:00:48.735	1:31.396	2:21.142	15:03:03.592	Maxime SOULET
3 -	15:36:36.245	Maxime SOULET	33:32.653	1:30.789	3:51.931	15:38:07.034	Jules GOUNON
4 -	16:42:14.611	Jules GOUNON	1:04:07.577	1:31.383	5:23.314	16:43:45.994	Maxime SOULET
5 -	17:46:04.252	Maxime SOULET	1:02:18.258	50.710	6:14.024	17:46:54.962	Maxime SOULET
6 -	18:32:36.757	Maxime SOULET	45:41.795	1:30.725	7:44.749	18:34:07.482	Jordan PEPPER
7 -	19:35:53.843	Jordan PEPPER	1:01:46.361	3:03.156	10:47.905	19:38:56.999	Jules GOUNON
8 -	19:42:04.769	Jules GOUNON	3:07.770	57.971	11:45.876	19:43:02.740	Jules GOUNON
9 -	19:53:05.439	Jules GOUNON	10:02.699	39.654	12:25.530	19:53:45.093	Jules GOUNON
10 -	20:56:54.048	Jules GOUNON	1:03:08.955	51.114	13:16.644	20:57:45.162	Jules GOUNON
-	Finish	Jules GOUNON	1:00:58.176				

<b>P13 9 Silver</b>	<b>Lechner Racing</b>	<b>Porsche 911 GT3 R</b>
D1: Saul HACK	Total Stint: 69 Laps - 2:04:20.092 (22.98%)	Best Lap: 1:43.985 On Lap 172 @ 156.55 kph
D2: Lars KERN	Total Stint: 82 Laps - 3:04:09.498 (34.04%)	Best Lap: 1:43.438 On Lap 150 @ 157.38 kph
D3: Dylan PEREIRA	Total Stint: 106 Laps - 3:36:13.043 (39.97%)	Best Lap: 1:43.366 On Lap 119 @ 157.49 kph

STOP	IN TIME	DRIVER IN	STINT TIME	STOP TIME	TOTAL STOP TIME	OUT TIME	DRIVER OUT
1 -	14:01:57.948	Lars KERN	1:03:14.609	1:56.895	1:56.895	14:03:54.843	Saul HACK
2 -	15:05:45.848	Saul HACK	1:01:51.005	1:32.960	3:29.855	15:07:18.808	Dylan PEREIRA
3 -	15:38:14.169	Dylan PEREIRA	30:55.361	1:31.322	5:01.177	15:39:45.491	Dylan PEREIRA
4 -	16:09:04.251	Dylan PEREIRA	29:18.760	41.779	5:42.956	16:09:46.030	Dylan PEREIRA
5 -	17:08:20.600	Dylan PEREIRA	58:34.570	1:30.323	7:13.279	17:09:50.923	Lars KERN
6 -	17:55:04.888	Lars KERN	45:13.965	1:31.738	8:45.017	17:56:36.626	Saul HACK
7 -	18:59:05.713	Saul HACK	1:02:29.087	1:32.859	10:17.876	19:00:38.572	Dylan PEREIRA
8 -	19:26:50.018	Dylan PEREIRA	26:11.446	23.123	10:40.999	19:27:13.141	Dylan PEREIRA
9 -	19:41:49.403	Dylan PEREIRA	14:36.262	1:33.302	12:14.301	19:43:22.705	Lars KERN
10 -	20:45:20.793	Lars KERN	1:01:58.088	1:31.622	13:45.923	20:46:52.415	Lars KERN
11 -	21:00:35.251	Lars KERN	13:42.836	1:31.443	15:17.366	21:02:06.694	Dylan PEREIRA
-	Finish	Dylan PEREIRA	56:36.644				

<b>P14 76 Pro</b>	<b>R-Motorsport</b>	<b>Aston Martin Vantage AMR GT3</b>
D1: Maxime MARTIN	Total Stint: 58 Laps - 1:59:52.893 (22.16%)	Best Lap: 1:44.573 On Lap 31 @ 155.67 kph
D2: Enaam AHMED	Total Stint: 108 Laps - 3:14:34.791 (35.97%)	Best Lap: 1:43.790 On Lap 140 @ 156.84 kph
D3: Jake DENNIS	Total Stint: 90 Laps - 3:32:42.342 (39.32%)	Best Lap: 1:43.557 On Lap 209 @ 157.20 kph

STOP	IN TIME	DRIVER IN	STINT TIME	STOP TIME	TOTAL STOP TIME	OUT TIME	DRIVER OUT
1 -	13:58:23.082	Maxime MARTIN	59:39.743	1:32.107	1:32.107	13:59:55.189	Enaam AHMED
2 -	14:52:32.603	Enaam AHMED	52:37.414	1:30.495	3:02.602	14:54:03.098	Jake DENNIS
3 -	15:36:34.919	Jake DENNIS	42:31.821	50.828	3:53.430	15:37:25.747	Jake DENNIS
4 -	16:38:46.495	Jake DENNIS	1:01:20.748	1:31.569	5:24.999	16:40:18.064	Enaam AHMED
5 -	17:43:26.681	Enaam AHMED	1:03:08.617	48.245	6:13.244	17:44:14.926	Enaam AHMED
6 -	18:01:27.170	Enaam AHMED	17:12.244	1:31.435	7:44.679	18:02:58.605	Enaam AHMED

Weather / Track : Showers / Wet

Kyalami Grand Prix Circuit

Circuit Length = 4.522 km

Start: 12:58 Flag 21:58 End: 22:03

# Kyalami 9 Hours

## RACE - PIT STOP ANALYSIS

7 -	19:04:35.121	Enaam AHMED	1:01:36.516	1:30.284	9:14.963	19:06:05.405	Jake DENNIS
8 -	19:38:03.788	Jake DENNIS	31:58.383	44.186	9:59.149	19:38:47.974	Jake DENNIS
9 -	19:45:36.342	Jake DENNIS	6:48.368	55.740	10:54.889	19:46:32.082	Jake DENNIS
10 -	20:49:14.862	Jake DENNIS	1:02:42.780	23.953	11:18.842	20:49:38.815	Jake DENNIS
11 -	20:56:59.057	Jake DENNIS	7:20.242	1:31.132	12:49.974	20:58:30.189	Maxime MARTIN
-	Finish	Maxime MARTIN	1:00:13.149				

P15 6 Silver			Black Falcon		Mercedes-AMG GT3		
D1: Hubert HAUPT		Total Stint: 77 Laps - 2:24:49.378 (26.76%)		Best Lap: 1:43.579 On Lap 119 @ 157.16 kph			
D2: Patrick ASSENHEIMER		Total Stint: 114 Laps - 3:24:40.797 (37.83%)		Best Lap: 1:43.601 On Lap 178 @ 157.13 kph			
D3: Sergei AFANASIEV		Total Stint: 65 Laps - 2:58:35.038 (33%)		Best Lap: 1:45.201 On Lap 208 @ 154.74 kph			
STOP	IN TIME	DRIVER IN	STINT TIME	STOP TIME	TOTAL STOP TIME	OUT TIME	DRIVER OUT
1 -	13:54:59.107	Patrick ASSENHEIMER	56:15.768	46.481	46.481	13:55:45.588	Patrick ASSENHEIMER
2 -	14:58:46.263	Patrick ASSENHEIMER	1:03:00.675	1:34.148	2:20.629	15:00:20.411	Hubert HAUPT
3 -	15:35:12.441	Hubert HAUPT	34:52.030	46.510	3:07.139	15:35:58.951	Hubert HAUPT
4 -	16:05:48.766	Hubert HAUPT	29:49.815	37.833	3:44.972	16:06:26.599	Hubert HAUPT
5 -	16:23:54.271	Hubert HAUPT	17:27.672	1:30.832	5:15.804	16:25:25.103	Hubert HAUPT
6 -	17:28:04.964	Hubert HAUPT	1:02:39.861	1:31.036	6:46.840	17:29:36.000	Patrick ASSENHEIMER
7 -	17:53:31.064	Patrick ASSENHEIMER	23:55.064	33.645	7:20.485	17:54:04.709	Patrick ASSENHEIMER
8 -	18:55:33.999	Patrick ASSENHEIMER	1:01:29.290	1:31.382	8:51.867	18:57:05.381	Sergei AFANASIEV
9 -	19:35:17.673	Sergei AFANASIEV	38:12.292	22.531	9:14.398	19:35:40.204	Sergei AFANASIEV
10 -	19:42:09.781	Sergei AFANASIEV	6:29.577	1:30.547	10:44.945	19:43:40.328	Sergei AFANASIEV
11 -	20:06:35.490	Sergei AFANASIEV	22:55.162	32.068	11:17.013	20:07:07.558	Sergei AFANASIEV
12 -	20:57:00.639	Sergei AFANASIEV	49:53.081	37.773	11:54.786	20:57:38.412	Sergei AFANASIEV
-	Finish	Sergei AFANASIEV	1:01:04.926				

P16 22 Silver			WTM Racing powered by Rinaldi		Ferrari 488 GT3		
D1: Leonard WEISS		Total Stint: 78 Laps - 2:20:34.247 (25.97%)		Best Lap: 1:44.694 On Lap 66 @ 155.49 kph			
D2: Jochen KRUMBACH		Total Stint: 74 Laps - 2:46:51.109 (30.82%)		Best Lap: 1:44.323 On Lap 124 @ 156.04 kph			
D3: David PEREL		Total Stint: 104 Laps - 3:37:30.360 (40.18%)		Best Lap: 1:43.241 On Lap 179 @ 157.68 kph			
STOP	IN TIME	DRIVER IN	STINT TIME	STOP TIME	TOTAL STOP TIME	OUT TIME	DRIVER OUT
1 -	14:00:15.002	David PEREL	1:01:31.663	1:33.799	1:33.799	14:01:48.801	Leonard WEISS
2 -	15:05:15.756	Leonard WEISS	1:03:26.955	47.678	2:21.477	15:06:03.434	Leonard WEISS
3 -	15:36:33.993	Leonard WEISS	30:30.559	1:35.231	3:56.708	15:38:09.224	Jochen KRUMBACH
4 -	16:05:40.784	Jochen KRUMBACH	27:31.560	38.877	4:35.585	16:06:19.661	Jochen KRUMBACH
5 -	17:10:36.453	Jochen KRUMBACH	1:04:16.792	1:32.553	6:08.138	17:12:09.006	David PEREL
6 -	17:56:50.931	David PEREL	44:41.925	22.332	6:30.470	17:57:13.263	David PEREL
7 -	18:48:22.435	David PEREL	51:09.172	1:36.882	8:07.352	18:49:59.317	Leonard WEISS
8 -	19:36:36.050	Leonard WEISS	46:36.733	4:43.989	12:51.341	19:41:20.039	David PEREL
9 -	20:41:27.639	David PEREL	1:00:07.600	1:38.384	14:29.725	20:43:06.023	Jochen KRUMBACH
10 -	20:57:05.886	Jochen KRUMBACH	13:59.863	34.558	15:04.283	20:57:40.444	Jochen KRUMBACH
-	Finish	Jochen KRUMBACH	1:01:02.894				

P17 36 Am			Walkenhorst Motorsport		BMW M6 GT3		
D1: Henry WALKENHORST		Total Stint: 64 Laps - 1:59:04.599 (22.01%)		Best Lap: 1:46.239 On Lap 169 @ 153.23 kph			
D2: Michael Van ROOYEN		Total Stint: 93 Laps - 3:34:00.955 (39.56%)		Best Lap: 1:44.433 On Lap 116 @ 155.88 kph			
D3: Gennaro BONAFEDE		Total Stint: 96 Laps - 3:10:59.761 (35.31%)		Best Lap: 1:44.015 On Lap 121 @ 156.50 kph			
STOP	IN TIME	DRIVER IN	STINT TIME	STOP TIME	TOTAL STOP TIME	OUT TIME	DRIVER OUT
1 -	13:56:52.430	Gennaro BONAFEDE	58:09.091	1:30.464	1:30.464	13:58:22.894	Henry WALKENHORST
2 -	14:59:53.689	Henry WALKENHORST	1:01:30.795	1:33.779	3:04.243	15:01:27.468	Michael Van ROOYEN
3 -	15:37:52.605	Michael Van ROOYEN	36:25.137	1:17.018	4:21.261	15:39:09.623	Michael Van ROOYEN
4 -	16:42:33.627	Michael Van ROOYEN	1:03:24.004	4:53.526	9:14.787	16:47:27.153	Gennaro BONAFEDE
5 -	17:52:41.301	Gennaro BONAFEDE	1:05:14.148	1:43.058	10:57.845	17:54:24.359	Henry WALKENHORST
6 -	18:51:58.163	Henry WALKENHORST	57:33.804	1:30.894	12:28.739	18:53:29.057	Michael Van ROOYEN
7 -	19:41:24.846	Michael Van ROOYEN	47:55.789	1:32.681	14:01.420	19:42:57.527	Michael Van ROOYEN
8 -	20:49:13.552	Michael Van ROOYEN	1:06:16.025	1:30.662	15:32.082	20:50:44.214	Gennaro BONAFEDE
9 -	21:51:26.212	Gennaro BONAFEDE	1:00:41.998	22.603	15:54.685	21:51:48.815	Gennaro BONAFEDE
-	Finish	Gennaro BONAFEDE	6:54.523				

P18 40 Am			SPS Automotive Performance		Mercedes-AMG GT3		
D1: Valentin PIERBURG		Total Stint: 68 Laps - 2:46:12.456 (30.66%)		Best Lap: 1:45.287 On Lap 73 @ 154.61 kph			
D2: Tim Torsten MUELLER		Total Stint: 89 Laps - 2:56:30.279 (32.56%)		Best Lap: 1:45.232 On Lap 61 @ 154.69 kph			
D3: Miguel RAMOS		Total Stint: 96 Laps - 3:03:54.769 (33.93%)		Best Lap: 1:44.544 On Lap 29 @ 155.71 kph			
STOP	IN TIME	DRIVER IN	STINT TIME	STOP TIME	TOTAL STOP TIME	OUT TIME	DRIVER OUT

Weather / Track : Showers / Wet

Kyalami Grand Prix Circuit  
Circuit Length = 4.522 km  
Start: 12:58 Flag 21:58 End: 22:03

# Kyalami 9 Hours

## RACE - PIT STOP ANALYSIS

1 -	13:57:09.178	Miguel RAMOS	58:25.839	1:41.263	1:41.263	13:58:50.441	Tim Torsten MUELLER
2 -	14:55:47.839	Tim Torsten MUELLER	56:57.398	1:32.157	3:13.420	14:57:19.996	Valentin PIERBURG
3 -	15:41:14.214	Valentin PIERBURG	43:54.218	1:37.989	4:51.409	15:42:52.203	Miguel RAMOS
4 -	16:44:25.788	Miguel RAMOS	1:01:33.585	1:32.368	6:23.777	16:45:58.156	Tim Torsten MUELLER
5 -	17:45:16.723	Tim Torsten MUELLER	59:18.567	1:36.257	8:00.034	17:46:52.980	Miguel RAMOS
6 -	18:50:48.325	Miguel RAMOS	1:03:55.345	1:43.487	9:43.521	18:52:31.812	Valentin PIERBURG
7 -	19:42:18.519	Valentin PIERBURG	49:46.707	1:41.030	11:24.551	19:43:59.549	Valentin PIERBURG
8 -	19:56:41.658	Valentin PIERBURG	12:42.109	25.465	11:50.016	19:57:07.123	Valentin PIERBURG
9 -	20:56:56.545	Valentin PIERBURG	59:49.422	1:32.479	13:22.495	20:58:29.024	Tim Torsten MUELLER
-	Finish	Tim Torsten MUELLER	1:00:14.314				

P19 35 Pro		KCMG		Nissan GT-R NISMO GT3			
D1: Joao Paulo de OLIVEIRA	Total Stint: 92 Laps - 3:05:45.195 (35.24%)			Best Lap: 1:43.280 On Lap 123 @ 157.62 kph			
D2: Katsumasa CHIYO	Total Stint: 96 Laps - 2:56:58.470 (33.58%)			Best Lap: 1:43.353 On Lap 169 @ 157.51 kph			
D3: Joshua BURDON	Total Stint: 63 Laps - 2:31:02.866 (28.66%)			Best Lap: 1:43.167 On Lap 79 @ 157.79 kph			
STOP	IN TIME	DRIVER IN	STINT TIME	STOP TIME	TOTAL STOP TIME	OUT TIME	DRIVER OUT
1 -	14:01:24.647	Joao Paulo de OLIVEIRA	1:02:41.308	1:31.295	1:31.295	14:02:55.942	Katsumasa CHIYO
2 -	15:05:34.711	Katsumasa CHIYO	1:02:38.769	1:29.116	3:00.411	15:07:03.827	Joshua BURDON
3 -	15:37:30.188	Joshua BURDON	30:26.361	51.930	3:52.341	15:38:22.118	Joshua BURDON
4 -	16:42:16.599	Joshua BURDON	1:03:54.481	1:42.652	5:34.993	16:43:59.251	Joao Paulo de OLIVEIRA
5 -	17:44:51.765	Joao Paulo de OLIVEIRA	1:00:52.514	1:33.251	7:08.244	17:46:25.016	Katsumasa CHIYO
6 -	18:49:55.344	Katsumasa CHIYO	1:03:30.328	49.850	7:58.094	18:50:45.194	Katsumasa CHIYO
7 -	19:35:06.228	Katsumasa CHIYO	44:21.034	1:32.492	9:30.586	19:36:38.720	Katsumasa CHIYO
8 -	19:43:07.059	Katsumasa CHIYO	6:28.339	1:05.776	10:36.362	19:44:12.835	Joshua BURDON
9 -	20:02:19.690	Joshua BURDON	18:06.855	44.689	11:21.051	20:03:04.379	Joshua BURDON
10 -	20:41:39.548	Joshua BURDON	38:35.169	1:31.859	12:52.910	20:43:11.407	Joao Paulo de OLIVEIRA
11 -	20:53:34.203	Joao Paulo de OLIVEIRA	10:22.796	23.831	13:16.741	20:53:58.034	Joao Paulo de OLIVEIRA
-	Finish	Joao Paulo de OLIVEIRA	51:48.577				

P20 43 ProAm		Strakka Racing		Mercedes-AMG GT3			
D1: Christina NIELSEN	Total Stint: 91 Laps - 3:04:59.161 (34.14%)			Best Lap: 1:44.470 On Lap 172 @ 155.82 kph			
D2: Adrian Henry D SILVA	Total Stint: 65 Laps - 2:00:44.477 (22.28%)			Best Lap: 1:48.312 On Lap 139 @ 150.29 kph			
D3: Dominik BAUMANN	Total Stint: 95 Laps - 2:40:28.389 (40.69%)			Best Lap: 1:43.577 On Lap 75 @ 157.17 kph			
STOP	IN TIME	DRIVER IN	STINT TIME	STOP TIME	TOTAL STOP TIME	OUT TIME	DRIVER OUT
1 -	13:58:22.247	Adrian Henry D SILVA	59:38.908	2:06.259	2:06.259	14:00:28.506	Christina NIELSEN
2 -	15:03:59.302	Christina NIELSEN	1:03:30.796	1:31.203	3:37.462	15:05:30.505	Dominik BAUMANN
3 -	15:38:08.233	Dominik BAUMANN	32:37.728	38.336	4:15.798	15:38:46.569	Dominik BAUMANN
4 -	16:42:20.580	Dominik BAUMANN	1:03:34.011	1:31.672	5:47.470	16:43:52.252	Adrian Henry D SILVA
5 -	17:44:57.821	Adrian Henry D SILVA	1:01:05.569	1:31.315	7:18.785	17:46:29.136	Christina NIELSEN
6 -	18:48:53.897	Christina NIELSEN	1:02:24.761	1:30.588	8:49.373	18:50:24.485	Dominik BAUMANN
7 -	19:35:05.446	Dominik BAUMANN	44:40.961	48.633	9:38.006	19:35:54.079	Dominik BAUMANN
8 -	19:42:24.772	Dominik BAUMANN	6:30.693	58.559	10:36.565	19:43:23.331	Dominik BAUMANN
9 -	19:56:38.420	Dominik BAUMANN	13:15.089	26.890	11:03.455	19:57:05.310	Dominik BAUMANN
10 -	20:56:55.217	Dominik BAUMANN	59:49.907	1:30.554	12:34.009	20:58:25.771	Christina NIELSEN
11 -	21:33:42.281	Christina NIELSEN	35:16.510	23.651	12:57.660	21:34:05.932	Christina NIELSEN
12 -	21:49:15.433	Christina NIELSEN	15:09.501	50.312	13:47.972	21:50:05.745	Christina NIELSEN
-	Finish	Christina NIELSEN	8:37.593				

P21 17 Nat		Pablo Clark Racing		Ferrari 458 Italia GT3			
D1: Kishoor PITAMBER	Total Stint: 44 Laps - 1:35:53.135 (17.74%)			Best Lap: 1:55.008 On Lap 2 @ 141.54 kph			
D2: Leonard Charles THOMPSON	Total Stint: 114 Laps - 3:38:48.865 (40.49%)			Best Lap: 1:45.127 On Lap 109 @ 154.85 kph			
D3: Michael STEPHEN	Total Stint: 88 Laps - 3:28:50.230 (38.65%)			Best Lap: 1:44.980 On Lap 158 @ 155.06 kph			
STOP	IN TIME	DRIVER IN	STINT TIME	STOP TIME	TOTAL STOP TIME	OUT TIME	DRIVER OUT
1 -	13:45:39.128	Kishoor PITAMBER	46:55.789	1:53.049	1:53.049	13:47:32.177	Leonard Charles THOMPSON
2 -	14:41:10.189	Leonard Charles THOMPSON	53:38.012	1:41.243	3:34.292	14:42:51.432	Michael STEPHEN
3 -	15:37:44.339	Michael STEPHEN	54:52.907	1:54.139	5:28.431	15:39:38.478	Kishoor PITAMBER
4 -	16:28:35.824	Kishoor PITAMBER	48:57.346	1:41.902	7:10.333	16:30:17.726	Leonard Charles THOMPSON
5 -	17:27:10.419	Leonard Charles THOMPSON	56:52.693	1:53.575	9:03.908	17:29:03.994	Michael STEPHEN
6 -	18:26:24.259	Michael STEPHEN	57:20.265	1:41.768	10:45.676	18:28:06.027	Leonard Charles THOMPSON
7 -	19:24:01.952	Leonard Charles THOMPSON	55:55.925	1:40.233	12:25.909	19:25:42.185	Michael STEPHEN
8 -	19:44:00.130	Michael STEPHEN	18:17.945	1:15.068	13:40.977	19:45:15.198	Michael STEPHEN
9 -	20:03:15.119	Michael STEPHEN	17:59.921	28.667	14:09.644	20:03:43.786	Michael STEPHEN
10 -	21:04:02.978	Michael STEPHEN	1:00:19.192	1:53.671	16:03.315	21:05:56.649	Leonard Charles THOMPSON

Weather / Track : Showers / Wet

Kyalami Grand Prix Circuit

Circuit Length = 4.522 km

Start: 12:58 Flag 21:58 End: 22:03

# Kyalami 9 Hours

## RACE - PIT STOP ANALYSIS

11 - 21:35:58.513 Leonard Charles THOMP 30:01.864 24.454 16:27.769 21:36:22.967 Leonard Charles THOMPSON  
 - Finish Leonard Charles THOM 22:20.371

<b>P22 108 Pro</b>	<b>Bentley Team M-Sport</b>	<b>Bentley Continental GT3</b>
D1: Rodrigo BAPTISTA	Total Stint: 61 Laps - 1:47:22.887 (27.39%)	Best Lap: 1:43.686 On Lap 65 @ 157.00 kph
D2: Andy SOUCEK	Total Stint: 68 Laps - 2:09:10.446 (32.95%)	Best Lap: 1:43.683 On Lap 134 @ 157.00 kph
D3: Steven KANE	Total Stint: 77 Laps - 2:20:45.530 (35.91%)	Best Lap: 1:43.451 On Lap 167 @ 157.36 kph

STOP	IN TIME	DRIVER IN	STINT TIME	STOP TIME	TOTAL STOP TIME	OUT TIME	DRIVER OUT
1 -	14:01:56.470	Steven KANE	1:03:13.131	1:31.463	1:31.463	14:03:27.933	Rodrigo BAPTISTA
2 -	15:07:47.714	Rodrigo BAPTISTA	1:04:19.781	48.209	2:19.672	15:08:35.923	Rodrigo BAPTISTA
3 -	15:37:28.877	Rodrigo BAPTISTA	28:52.954	1:52.715	4:12.387	15:39:21.592	Andy SOUCEK
4 -	16:40:34.159	Andy SOUCEK	1:01:12.567	48.072	5:00.459	16:41:22.231	Andy SOUCEK
5 -	17:30:14.526	Andy SOUCEK	48:52.295	46.413	5:46.872	17:31:00.939	Andy SOUCEK
6 -	17:50:06.523	Andy SOUCEK	19:05.584	1:34.170	7:21.042	17:51:40.693	Steven KANE
7 -	18:06:27.893	Steven KANE	14:47.200	5:50.560	13:11.602	18:12:18.453	Steven KANE
8 -	19:15:03.652	Steven KANE	1:02:45.199	1:30.310	14:41.912	19:16:33.962	Rodrigo BAPTISTA
-	Finish	Rodrigo BAPTISTA	14:10.152				

<b>P23 188 ProAm</b>	<b>Garage 59</b>	<b>Aston Martin Vantage AMR GT3</b>
D1: Alex WEST	Total Stint: 49 Laps - 1:33:31.901 (22.88%)	Best Lap: 1:45.732 On Lap 34 @ 153.96 kph
D2: Chris GOODWIN	Total Stint: 28 Laps - 1:01:55.508 (15.15%)	Best Lap: 1:45.761 On Lap 16 @ 153.92 kph
D3: Côme LEDOGAR	Total Stint: 53 Laps - 1:42:24.771 (25.05%)	Best Lap: 1:44.113 On Lap 83 @ 156.36 kph

STOP	IN TIME	DRIVER IN	STINT TIME	STOP TIME	TOTAL STOP TIME	OUT TIME	DRIVER OUT
1 -	13:04:42.234	Chris GOODWIN	5:58.895	2:25:11.475	2:25:11.475	15:29:53.709	Chris GOODWIN
2 -	15:53:08.074	Chris GOODWIN	23:14.365	22.255	2:25:33.730	15:53:30.329	Chris GOODWIN
3 -	16:26:12.577	Chris GOODWIN	32:42.248	1:30.234	2:27:03.964	16:27:42.811	Alex WEST
4 -	17:30:45.510	Alex WEST	1:03:02.699	1:30.233	2:28:34.197	17:32:15.743	Alex WEST
5 -	18:02:44.945	Alex WEST	30:29.202	1:30.391	2:30:04.588	18:04:15.336	Côme LEDOGAR
6 -	19:05:49.932	Côme LEDOGAR	1:01:34.596	2:21.610	2:32:26.198	19:08:11.542	Côme LEDOGAR
7 -	19:42:31.712	Côme LEDOGAR	34:20.170	1:37.303	2:34:03.501	19:44:09.015	Côme LEDOGAR
8 -	19:50:39.020	Côme LEDOGAR					

<b>P24 44 Pro</b>	<b>Mercedes-AMG Team Strakka Racing</b>	<b>Mercedes-AMG GT3</b>
D1: Gary PAFFETT	Total Stint: 65 Laps - 1:53:26.555 (63.2%)	Best Lap: 1:43.487 On Lap 56 @ 157.30 kph
D2: Lewis WILLIAMSON	Total Stint: 0 Laps	
D3: Tristan VAUTIER	Total Stint: 33 Laps - 1:02:57.809 (35.08%)	Best Lap: 1:43.540 On Lap 84 @ 157.22 kph

STOP	IN TIME	DRIVER IN	STINT TIME	STOP TIME	TOTAL STOP TIME	OUT TIME	DRIVER OUT
1 -	13:47:55.681	Gary PAFFETT	49:12.342	48.355	48.355	13:48:44.036	Gary PAFFETT
2 -	14:52:58.249	Gary PAFFETT	1:04:14.213	1:30.332	2:18.687	14:54:28.581	Tristan VAUTIER
3 -	15:36:53.465	Tristan VAUTIER	42:24.884	47.188	3:05.875	15:37:40.653	Tristan VAUTIER
-	Finish	Tristan VAUTIER	20:32.925				

<b>P25 09 Am</b>	<b>Team Perfect Circle</b>	<b>Porsche 997 GT3 R</b>
D1: Franco SCRIBANTE	Total Stint: 32 Laps - 59:31.611 (30.07%)	Best Lap: 1:49.368 On Lap 15 @ 148.84 kph
D2: Silvio SCRIBANTE	Total Stint: 35 Laps - 1:06:04.252 (33.37%)	Best Lap: 1:50.033 On Lap 61 @ 147.94 kph
D3: Andre BEZUIDENHOUT	Total Stint: 18 Laps - 45:18.944 (22.89%)	Best Lap: 1:50.932 On Lap 78 @ 146.74 kph

STOP	IN TIME	DRIVER IN	STINT TIME	STOP TIME	TOTAL STOP TIME	OUT TIME	DRIVER OUT
1 -	13:58:14.950	Franco SCRIBANTE	59:31.611	2:19.446	2:19.446	14:00:34.396	Silvio SCRIBANTE
2 -	14:12:19.717	Silvio SCRIBANTE	11:45.321	8:31.740	10:51.186	14:20:51.457	Silvio SCRIBANTE
3 -	14:34:09.810	Silvio SCRIBANTE	13:18.353	15:00.021	25:51.207	14:49:09.831	Silvio SCRIBANTE
4 -	15:30:10.409	Silvio SCRIBANTE	41:00.578	2:44.674	28:35.881	15:32:55.083	Andre BEZUIDENHOUT
5 -	16:10:51.408	Andre BEZUIDENHOUT	37:56.325	53.466	29:29.347	16:11:44.874	Andre BEZUIDENHOUT
6 -	16:19:07.493	Andre BEZUIDENHOUT					

<b>P26 13 Nat</b>	<b>Stradale Motorsport</b>	<b>Lamborghini Huracan GT3 2019</b>
D1: Charl ARANGIES	Total Stint: 35 Laps - 1:03:03.472 (40.9%)	Best Lap: 1:46.488 On Lap 29 @ 152.87 kph
D2: Craig JARVIS	Total Stint: 28 Laps - 52:57.279 (34.35%)	Best Lap: 1:50.556 On Lap 60 @ 147.24 kph
D3: Dawie JOUBERT	Total Stint: 18 Laps - 33:25.827 (21.68%)	Best Lap: 1:48.024 On Lap 75 @ 150.69 kph

STOP	IN TIME	DRIVER IN	STINT TIME	STOP TIME	TOTAL STOP TIME	OUT TIME	DRIVER OUT
1 -	14:01:46.811	Charl ARANGIES	1:03:03.472	2:32.897	2:32.897	14:04:19.708	Craig JARVIS
2 -	14:57:16.987	Craig JARVIS	52:57.279	2:10.793	4:43.690	14:59:27.780	Dawie JOUBERT
-	Finish	Dawie JOUBERT	33:25.827				

# Kyalami 9 Hours

## RACE - PIT STOP ANALYSIS

STOP	IN TIME	DRIVER IN	STINT TIME	STOP TIME	TOTAL STOP TIME	OUT TIME	DRIVER OUT
1 -	14:03:07.332	Dane CAMERON	1:04:23.993	1:30.399	1:30.399	14:04:37.731	Marco BONANOMI
2 -	14:37:54.582	Marco BONANOMI					

**P27 30 Pro**

D1: Marco BONANOMI  
D2: Bertrand BAGUETTE  
D3: Dane CAMERON

**Honda Team Motul**

Total Stint: 18 Laps - 33:16.851 (34.11%)  
Total Stint: 0 Laps  
Total Stint: 37 Laps - 1:04:23.993 (66.01%)

**Honda NSX GT3 2019**

Best Lap: 1:43.988 On Lap 44 @ 156.54 kph  
Best Lap: 1:43.503 On Lap 34 @ 157.28 kph

# Kyalami 9 Hours

## RACE - STATISTICS

<b>Competitors Started</b>	28
<b>Planned Start</b>	2019-11-23 @ 13:00:00.000
<b>Actual Start</b>	2019-11-23 @ 12:58:43.338
<b>Finish Time</b>	2019-11-23 @ 21:58:48.393
<b>Track Length</b>	4.522km
<b>Total Laps</b>	6083
<b>Total Distance Covered</b>	27507.326km

### Session Fastest Lap History

NO	CL	NAME	LAP TIME	TIME OF DAY	LAP	VEHICLE
31	Pro	<b>Frikadelli Racing Team</b> <i>D. OLSEN</i>	<b>1:46.125</b>	13:02:18.762	2	Porsche 911 GT3 R
12	Pro	<b>Dinamic Motorsport</b> <i>L. VANTHOOR</i>	<b>1:45.789</b>	13:02:19.424	2	Porsche 911 GT3 R
29	Pro	<b>Audi Sport Team Land</b> <i>M. WINKELHOCK</i>	<b>1:45.690</b>	13:02:19.753	2	Audi R8 LMS GT3 2019
10	Pro	<b>Mercedes-AMG Team SPS Automotive</b> <i>M. GOETZ</i>	<b>1:45.579</b>	13:02:20.067	2	Mercedes-AMG GT3
35	Pro	<b>KCMG</b> <i>J. OLIVEIRA</i>	<b>1:45.497</b>	13:02:21.509	2	Nissan GT-R NISMO GT3
31	Pro	<b>Frikadelli Racing Team</b> <i>D. OLSEN</i>	<b>1:44.628</b>	13:04:03.390	3	Porsche 911 GT3 R
20	Pro	<b>GPX Racing</b> <i>K. ESTRE</i>	<b>1:44.545</b>	13:07:33.628	5	Porsche 911 GT3 R
34	Pro	<b>Walkenhorst Motorsport</b> <i>M. JENSEN</i>	<b>1:44.457</b>	13:11:11.981	7	BMW M6 GT3
31	Pro	<b>Frikadelli Racing Team</b> <i>D. OLSEN</i>	<b>1:44.440</b>	13:12:47.077	8	Porsche 911 GT3 R
34	Pro	<b>Walkenhorst Motorsport</b> <i>M. JENSEN</i>	<b>1:44.192</b>	13:12:56.173	8	BMW M6 GT3
12	Pro	<b>Dinamic Motorsport</b> <i>L. VANTHOOR</i>	<b>1:44.104</b>	13:16:18.971	10	Porsche 911 GT3 R
12	Pro	<b>Dinamic Motorsport</b> <i>L. VANTHOOR</i>	<b>1:43.969</b>	13:18:02.940	11	Porsche 911 GT3 R
12	Pro	<b>Dinamic Motorsport</b> <i>L. VANTHOOR</i>	<b>1:43.844</b>	13:24:59.282	15	Porsche 911 GT3 R
20	Pro	<b>GPX Racing</b> <i>K. ESTRE</i>	<b>1:43.773</b>	13:38:50.986	23	Porsche 911 GT3 R
30	Pro	<b>Honda Team Motul</b> <i>D. CAMERON</i>	<b>1:43.675</b>	13:45:54.780	27	Honda NSX GT3 2019
35	Pro	<b>KCMG</b> <i>J. OLIVEIRA</i>	<b>1:43.606</b>	13:45:56.604	27	Nissan GT-R NISMO GT3
10	Pro	<b>Mercedes-AMG Team SPS Automotive</b> <i>M. GOETZ</i>	<b>1:43.398</b>	13:54:19.499	31	Mercedes-AMG GT3
10	Pro	<b>Mercedes-AMG Team SPS Automotive</b> <i>M. GOETZ</i>	<b>1:43.297</b>	13:57:46.274	33	Mercedes-AMG GT3
10	Pro	<b>Mercedes-AMG Team SPS Automotive</b> <i>Y. BUURMAN</i>	<b>1:43.143</b>	14:54:46.689	65	Mercedes-AMG GT3
31	Pro	<b>Frikadelli Racing Team</b> <i>N. TANDY</i>	<b>1:43.035</b>	16:37:08.019	116	Porsche 911 GT3 R
31	Pro	<b>Frikadelli Racing Team</b> <i>N. TANDY</i>	<b>1:43.017</b>	16:38:51.036	117	Porsche 911 GT3 R
34	Pro	<b>Walkenhorst Motorsport</b> <i>C. KROGNES</i>	<b>1:43.007</b>	16:40:33.442	118	BMW M6 GT3
31	Pro	<b>Frikadelli Racing Team</b> <i>N. TANDY</i>	<b>1:42.897</b>	16:40:33.933	118	Porsche 911 GT3 R
31	Pro	<b>Frikadelli Racing Team</b> <i>N. TANDY</i>	<b>1:42.876</b>	17:01:14.648	130	Porsche 911 GT3 R

Weather / Track : Showers / Wet

Kyalami Grand Prix Circuit  
Circuit Length = 4.522 km  
Start: 12:58 Flag 21:58 End: 22:03

# Kyalami 9 Hours

## RACE - STATISTICS

### Session Leader History

NO	CL	NAME	FROM LAP	LAPS LED	DISTANCE	VEHICLE
31	Pro	<b>Frikadelli Racing Team</b> <i>D. OLSEN</i>	1	18	81.39 km	Porsche 911 GT3 R
20	Pro	<b>GPX Racing</b> <i>K. ESTRE</i>	19	18	81.39 km	Porsche 911 GT3 R
107	Pro	<b>Bentley Team M-Sport</b> <i>J. PEPPER</i>	37	33	149.22 km	Bentley Continental GT3
20	Pro	<b>GPX Racing</b> <i>R. LIETZ</i>	70	20	90.44 km	Porsche 911 GT3 R
20	Pro	<b>GPX Racing</b> <i>M. CHRISTENSEN</i>	90	46	208.01 km	Porsche 911 GT3 R
10	Pro	<b>Mercedes-AMG Team SPS Automotive</b> <i>Y. BUURMAN</i>	136	3	13.56 km	Mercedes-AMG GT3
25	Pro	<b>Audi Sport Team WRT</b> <i>D. VANTHOOR</i>	139	6	27.13 km	Audi R8 LMS GT3 2019
29	Pro	<b>Audi Sport Team Land</b> <i>M. WINKELHOCK</i>	145	1	4.52 km	Audi R8 LMS GT3 2019
34	Pro	<b>Walkenhorst Motorsport</b> <i>C. KROGNES</i>	146	8	36.17 km	BMW M6 GT3
20	Pro	<b>GPX Racing</b> <i>M. CHRISTENSEN</i>	154	6	27.13 km	Porsche 911 GT3 R
20	Pro	<b>GPX Racing</b> <i>K. ESTRE</i>	160	33	149.22 km	Porsche 911 GT3 R
29	Pro	<b>Audi Sport Team Land</b> <i>C. MIES</i>	193	3	13.56 km	Audi R8 LMS GT3 2019
20	Pro	<b>GPX Racing</b> <i>K. ESTRE</i>	196	21	94.96 km	Porsche 911 GT3 R
20	Pro	<b>GPX Racing</b> <i>R. LIETZ</i>	217	17	76.87 km	Porsche 911 GT3 R
12	Pro	<b>Dynamic Motorsport</b> <i>E. BAMBER</i>	234	1	4.52 km	Porsche 911 GT3 R
42	Pro	<b>BMW Team Schnitzer</b> <i>A. FARFUS</i>	235	10	45.22 km	BMW M6 GT3
10	Pro	<b>Mercedes-AMG Team SPS Automotive</b> <i>Y. BUURMAN</i>	245	3	13.56 km	Mercedes-AMG GT3
20	Pro	<b>GPX Racing</b> <i>R. LIETZ</i>	248	1	4.52 km	Porsche 911 GT3 R
31	Pro	<b>Frikadelli Racing Team</b> <i>N. TANDY</i>	249	11	49.74 km	Porsche 911 GT3 R

### Flag History

TYPE	TIME OF DAY
GREEN	12:58:43.338
FCY	15:35:08.793
SAFETY	15:43:18.821
GREEN	15:51:02.343
GREEN	15:51:02.352
FCY	16:04:33.334
SAFETY	16:12:52.980
GREEN	16:28:25.014
GREEN	16:28:25.023
FCY	17:50:52.747
SAFETY	18:01:55.535
GREEN	18:06:25.321
GREEN	18:06:25.324
FCY	19:33:19.641
SAFETY	19:50:23.066
GREEN	21:33:33.100
GREEN	21:33:33.105
FINISH	21:58:48.393

### Flag Statistics

TYPE	COUNT	TOTAL LAPS	TOTAL TIME
Green	9	208	6:08:58.030
Red	0	0	0.000
Safety Car	4	38	2:10:55.375
FCY	4	13	44:35.886

Weather / Track : Showers / Wet

Kyalami Grand Prix Circuit  
Circuit Length = 4.522 km  
Start: 12:58 Flag 21:58 End: 22:03

# Kyalami 9 Hours

## RACE - STATISTICS

CLASS : Pro

18 Starters

### Fastest Lap History

NO	NAME	LAP TIME	TIME OF DAY	LAP	VEHICLE
31	<b>Frikadelli Racing Team</b> <i>D. OLSEN</i>	<b>1:46.125</b>	13:02:18.762	2	Porsche 911 GT3 R
12	<b>Dinamic Motorsport</b> <i>L. VANTHOOR</i>	<b>1:45.789</b>	13:02:19.424	2	Porsche 911 GT3 R
29	<b>Audi Sport Team Land</b> <i>M. WINKELHOEK</i>	<b>1:45.690</b>	13:02:19.753	2	Audi R8 LMS GT3 2019
10	<b>Mercedes-AMG Team SPS Automotive</b> <i>M. GOETZ</i>	<b>1:45.579</b>	13:02:20.067	2	Mercedes-AMG GT3
35	<b>KCMG</b> <i>J. OLIVEIRA</i>	<b>1:45.497</b>	13:02:21.509	2	Nissan GT-R NISMO GT3
31	<b>Frikadelli Racing Team</b> <i>D. OLSEN</i>	<b>1:44.628</b>	13:04:03.390	3	Porsche 911 GT3 R
20	<b>GPX Racing</b> <i>K. ESTRE</i>	<b>1:44.545</b>	13:07:33.628	5	Porsche 911 GT3 R
34	<b>Walkenhorst Motorsport</b> <i>M. JENSEN</i>	<b>1:44.457</b>	13:11:11.981	7	BMW M6 GT3
31	<b>Frikadelli Racing Team</b> <i>D. OLSEN</i>	<b>1:44.440</b>	13:12:47.077	8	Porsche 911 GT3 R
34	<b>Walkenhorst Motorsport</b> <i>M. JENSEN</i>	<b>1:44.192</b>	13:12:56.173	8	BMW M6 GT3
12	<b>Dinamic Motorsport</b> <i>L. VANTHOOR</i>	<b>1:44.104</b>	13:16:18.971	10	Porsche 911 GT3 R
12	<b>Dinamic Motorsport</b> <i>L. VANTHOOR</i>	<b>1:43.969</b>	13:18:02.940	11	Porsche 911 GT3 R
12	<b>Dinamic Motorsport</b> <i>L. VANTHOOR</i>	<b>1:43.844</b>	13:24:59.282	15	Porsche 911 GT3 R
20	<b>GPX Racing</b> <i>K. ESTRE</i>	<b>1:43.773</b>	13:38:50.986	23	Porsche 911 GT3 R
30	<b>Honda Team Motul</b> <i>D. CAMERON</i>	<b>1:43.675</b>	13:45:54.780	27	Honda NSX GT3 2019
35	<b>KCMG</b> <i>J. OLIVEIRA</i>	<b>1:43.606</b>	13:45:56.604	27	Nissan GT-R NISMO GT3
10	<b>Mercedes-AMG Team SPS Automotive</b> <i>M. GOETZ</i>	<b>1:43.398</b>	13:54:19.499	31	Mercedes-AMG GT3
10	<b>Mercedes-AMG Team SPS Automotive</b> <i>M. GOETZ</i>	<b>1:43.297</b>	13:57:46.274	33	Mercedes-AMG GT3
10	<b>Mercedes-AMG Team SPS Automotive</b> <i>Y. BUURMAN</i>	<b>1:43.143</b>	14:54:46.689	65	Mercedes-AMG GT3
31	<b>Frikadelli Racing Team</b> <i>N. TANDY</i>	<b>1:43.035</b>	16:37:08.019	116	Porsche 911 GT3 R
31	<b>Frikadelli Racing Team</b> <i>N. TANDY</i>	<b>1:43.017</b>	16:38:51.036	117	Porsche 911 GT3 R
34	<b>Walkenhorst Motorsport</b> <i>C. KROGNES</i>	<b>1:43.007</b>	16:40:33.442	118	BMW M6 GT3
31	<b>Frikadelli Racing Team</b> <i>N. TANDY</i>	<b>1:42.897</b>	16:40:33.933	118	Porsche 911 GT3 R
31	<b>Frikadelli Racing Team</b> <i>N. TANDY</i>	<b>1:42.876</b>	17:01:14.648	130	Porsche 911 GT3 R

### Leader History

NO	NAME	FROM LAP	LAPS LED	DISTANCE	VEHICLE
31	<b>Frikadelli Racing Team</b> <i>D. OLSEN</i>	1	18	81.39 km	Porsche 911 GT3 R
20	<b>GPX Racing</b> <i>K. ESTRE</i>	19	18	81.39 km	Porsche 911 GT3 R
107	<b>Bentley Team M-Sport</b> <i>J. PEPPER</i>	37	33	149.22 km	Bentley Continental GT3
20	<b>GPX Racing</b> <i>R. LIETZ</i>	70	20	90.44 km	Porsche 911 GT3 R
20	<b>GPX Racing</b> <i>M. CHRISTENSEN</i>	90	46	208.01 km	Porsche 911 GT3 R

Weather / Track : Showers / Wet

Kyalami Grand Prix Circuit  
Circuit Length = 4.522 km  
Start: 12:58 Flag 21:58 End: 22:03



# Kyalami 9 Hours

## RACE - STATISTICS

### Leader History

NO	NAME	FROM LAP	LAPS LED	DISTANCE	VEHICLE
10	<b>Mercedes-AMG Team SPS Automotive</b> <i>Y. BUURMAN</i>	136	3	13.56 km	Mercedes-AMG GT3
25	<b>Audi Sport Team WRT</b> <i>D. VANTHOOR</i>	139	6	27.13 km	Audi R8 LMS GT3 2019
29	<b>Audi Sport Team Land</b> <i>M. WINKELHOCK</i>	145	1	4.52 km	Audi R8 LMS GT3 2019
34	<b>Walkenhorst Motorsport</b> <i>C. KROGNES</i>	146	8	36.17 km	BMW M6 GT3
20	<b>GPX Racing</b> <i>M. CHRISTENSEN</i>	154	6	27.13 km	Porsche 911 GT3 R
20	<b>GPX Racing</b> <i>K. ESTRE</i>	160	33	149.22 km	Porsche 911 GT3 R
29	<b>Audi Sport Team Land</b> <i>C. MIES</i>	193	3	13.56 km	Audi R8 LMS GT3 2019
20	<b>GPX Racing</b> <i>K. ESTRE</i>	196	21	94.96 km	Porsche 911 GT3 R
20	<b>GPX Racing</b> <i>R. LIETZ</i>	217	17	76.87 km	Porsche 911 GT3 R
12	<b>Dinamic Motorsport</b> <i>E. BAMBER</i>	234	1	4.52 km	Porsche 911 GT3 R
42	<b>BMW Team Schnitzer</b> <i>A. FARFUS</i>	235	10	45.22 km	BMW M6 GT3
10	<b>Mercedes-AMG Team SPS Automotive</b> <i>Y. BUURMAN</i>	245	3	13.56 km	Mercedes-AMG GT3
20	<b>GPX Racing</b> <i>R. LIETZ</i>	248	1	4.52 km	Porsche 911 GT3 R
31	<b>Frikadelli Racing Team</b> <i>N. TANDY</i>	249	11	49.74 km	Porsche 911 GT3 R

# Kyalami 9 Hours

## RACE - STATISTICS

CLASS : Am

3 Starters

### Fastest Lap History

NO	NAME	LAP TIME	TIME OF DAY	LAP	VEHICLE
36	<b>Walkenhorst Motorsport</b> <i>G. BONAFEDE</i>	<b>1:49.788</b>	13:02:32.794	2	BMW M6 GT3
40	<b>SPS Automotive Performance</b> <i>M. RAMOS</i>	<b>1:49.610</b>	13:02:33.234	2	Mercedes-AMG GT3
36	<b>Walkenhorst Motorsport</b> <i>G. BONAFEDE</i>	<b>1:45.296</b>	13:04:18.090	3	BMW M6 GT3
40	<b>SPS Automotive Performance</b> <i>M. RAMOS</i>	<b>1:45.069</b>	13:22:09.382	13	Mercedes-AMG GT3
36	<b>Walkenhorst Motorsport</b> <i>G. BONAFEDE</i>	<b>1:45.057</b>	13:37:45.427	22	BMW M6 GT3
36	<b>Walkenhorst Motorsport</b> <i>G. BONAFEDE</i>	<b>1:44.886</b>	13:41:15.669	24	BMW M6 GT3
36	<b>Walkenhorst Motorsport</b> <i>G. BONAFEDE</i>	<b>1:44.737</b>	13:43:00.406	25	BMW M6 GT3
36	<b>Walkenhorst Motorsport</b> <i>G. BONAFEDE</i>	<b>1:44.591</b>	13:44:44.997	26	BMW M6 GT3
40	<b>SPS Automotive Performance</b> <i>M. RAMOS</i>	<b>1:44.544</b>	13:50:16.350	29	Mercedes-AMG GT3
36	<b>Walkenhorst Motorsport</b> <i>M. ROOYEN</i>	<b>1:44.541</b>	15:15:39.861	75	BMW M6 GT3
36	<b>Walkenhorst Motorsport</b> <i>M. ROOYEN</i>	<b>1:44.528</b>	15:17:24.389	76	BMW M6 GT3
36	<b>Walkenhorst Motorsport</b> <i>M. ROOYEN</i>	<b>1:44.475</b>	16:35:38.158	113	BMW M6 GT3
36	<b>Walkenhorst Motorsport</b> <i>M. ROOYEN</i>	<b>1:44.433</b>	16:40:53.907	116	BMW M6 GT3
36	<b>Walkenhorst Motorsport</b> <i>G. BONAFEDE</i>	<b>1:44.133</b>	16:51:05.634	119	BMW M6 GT3
36	<b>Walkenhorst Motorsport</b> <i>G. BONAFEDE</i>	<b>1:44.015</b>	16:54:34.447	121	BMW M6 GT3

### Leader History

NO	NAME	FROM LAP	LAPS LED	DISTANCE	VEHICLE
36	<b>Walkenhorst Motorsport</b> <i>G. BONAFEDE</i>	1	33	149.22 km	BMW M6 GT3
36	<b>Walkenhorst Motorsport</b> <i>H. WALKENHORST</i>	34	18	81.39 km	BMW M6 GT3
40	<b>SPS Automotive Performance</b> <i>T. MUELLER</i>	52	13	58.78 km	Mercedes-AMG GT3
36	<b>Walkenhorst Motorsport</b> <i>H. WALKENHORST</i>	65	2	9.04 km	BMW M6 GT3
40	<b>SPS Automotive Performance</b> <i>V. PIERBURG</i>	67	21	94.96 km	Mercedes-AMG GT3
36	<b>Walkenhorst Motorsport</b> <i>M. ROOYEN</i>	88	29	131.13 km	BMW M6 GT3
40	<b>SPS Automotive Performance</b> <i>M. RAMOS</i>	117	2	9.04 km	Mercedes-AMG GT3
40	<b>SPS Automotive Performance</b> <i>T. MUELLER</i>	119	32	144.70 km	Mercedes-AMG GT3
36	<b>Walkenhorst Motorsport</b> <i>G. BONAFEDE</i>	151	3	13.56 km	BMW M6 GT3
40	<b>SPS Automotive Performance</b> <i>M. RAMOS</i>	154	31	140.18 km	Mercedes-AMG GT3
40	<b>SPS Automotive Performance</b> <i>V. PIERBURG</i>	185	12	54.26 km	Mercedes-AMG GT3
36	<b>Walkenhorst Motorsport</b> <i>M. ROOYEN</i>	197	30	135.66 km	BMW M6 GT3
40	<b>SPS Automotive Performance</b> <i>V. PIERBURG</i>	227	2	9.04 km	Mercedes-AMG GT3
36	<b>Walkenhorst Motorsport</b> <i>G. BONAFEDE</i>	229	25	113.05 km	BMW M6 GT3

Weather / Track : Showers / Wet

Kyalami Grand Prix Circuit  
Circuit Length = 4.522 km  
Start: 12:58 Flag 21:58 End: 22:03

# Kyalami 9 Hours

## RACE - STATISTICS

### Leader History

NO	NAME	FROM LAP	LAPS LED	DISTANCE	VEHICLE
----	------	----------	----------	----------	---------

---

# Kyalami 9 Hours

## RACE - STATISTICS

CLASS : ProAm

2 Starters

### Fastest Lap History

NO	NAME	LAP TIME	TIME OF DAY	LAP	VEHICLE
43	<b>Strakka Racing</b> <i>A. D SILVA</i>	<b>1:49.000</b>	13:02:34.869	2	Mercedes-AMG GT3
43	<b>Strakka Racing</b> <i>C. NIELSEN</i>	<b>1:48.002</b>	14:04:12.690	34	Mercedes-AMG GT3
43	<b>Strakka Racing</b> <i>C. NIELSEN</i>	<b>1:46.659</b>	14:05:59.348	35	Mercedes-AMG GT3
43	<b>Strakka Racing</b> <i>C. NIELSEN</i>	<b>1:45.543</b>	14:09:32.409	37	Mercedes-AMG GT3
43	<b>Strakka Racing</b> <i>C. NIELSEN</i>	<b>1:45.145</b>	14:23:41.108	45	Mercedes-AMG GT3
43	<b>Strakka Racing</b> <i>C. NIELSEN</i>	<b>1:44.820</b>	14:25:25.928	46	Mercedes-AMG GT3
43	<b>Strakka Racing</b> <i>C. NIELSEN</i>	<b>1:44.748</b>	14:43:03.032	56	Mercedes-AMG GT3
43	<b>Strakka Racing</b> <i>C. NIELSEN</i>	<b>1:44.512</b>	14:48:18.098	59	Mercedes-AMG GT3
43	<b>Strakka Racing</b> <i>D. BAUMANN</i>	<b>1:44.137</b>	15:12:39.051	72	Mercedes-AMG GT3
43	<b>Strakka Racing</b> <i>D. BAUMANN</i>	<b>1:44.095</b>	15:14:23.146	73	Mercedes-AMG GT3
43	<b>Strakka Racing</b> <i>D. BAUMANN</i>	<b>1:43.577</b>	15:17:50.921	75	Mercedes-AMG GT3

### Leader History

NO	NAME	FROM LAP	LAPS LED	DISTANCE	VEHICLE
188	<b>Garage 59</b> <i>C. GOODWIN</i>	1	1	4.52 km	Aston Martin Vantage AMR GT3
43	<b>Strakka Racing</b> <i>A. D SILVA</i>	2	31	140.18 km	Mercedes-AMG GT3
43	<b>Strakka Racing</b> <i>C. NIELSEN</i>	33	36	162.79 km	Mercedes-AMG GT3
43	<b>Strakka Racing</b> <i>D. BAUMANN</i>	69	48	217.05 km	Mercedes-AMG GT3
43	<b>Strakka Racing</b> <i>A. D SILVA</i>	117	33	149.22 km	Mercedes-AMG GT3
43	<b>Strakka Racing</b> <i>C. NIELSEN</i>	150	32	144.70 km	Mercedes-AMG GT3
43	<b>Strakka Racing</b> <i>D. BAUMANN</i>	182	47	212.53 km	Mercedes-AMG GT3
43	<b>Strakka Racing</b> <i>C. NIELSEN</i>	229	23	104.00 km	Mercedes-AMG GT3

Weather / Track : Showers / Wet

Kyalami Grand Prix Circuit  
Circuit Length = 4.522 km  
Start: 12:58 Flag 21:58 End: 22:03

# Kyalami 9 Hours

## RACE - STATISTICS

CLASS : Silver

3 Starters

### Fastest Lap History

NO	NAME	LAP TIME	TIME OF DAY	LAP	VEHICLE
6	<b>Black Falcon</b> <i>P. ASSENHEIMER</i>	<b>1:46.678</b>	13:02:28.640	2	Mercedes-AMG GT3
6	<b>Black Falcon</b> <i>P. ASSENHEIMER</i>	<b>1:45.606</b>	13:04:14.246	3	Mercedes-AMG GT3
9	<b>Lechner Racing</b> <i>L. KERN</i>	<b>1:45.105</b>	13:09:32.729	6	Porsche 911 GT3 R
6	<b>Black Falcon</b> <i>P. ASSENHEIMER</i>	<b>1:44.985</b>	13:18:21.889	11	Mercedes-AMG GT3
9	<b>Lechner Racing</b> <i>L. KERN</i>	<b>1:44.963</b>	13:20:05.967	12	Porsche 911 GT3 R
9	<b>Lechner Racing</b> <i>L. KERN</i>	<b>1:44.926</b>	13:23:36.223	14	Porsche 911 GT3 R
9	<b>Lechner Racing</b> <i>L. KERN</i>	<b>1:44.821</b>	13:32:22.946	19	Porsche 911 GT3 R
6	<b>Black Falcon</b> <i>P. ASSENHEIMER</i>	<b>1:44.756</b>	13:37:38.874	22	Mercedes-AMG GT3
9	<b>Lechner Racing</b> <i>L. KERN</i>	<b>1:44.712</b>	13:41:08.060	24	Porsche 911 GT3 R
6	<b>Black Falcon</b> <i>P. ASSENHEIMER</i>	<b>1:44.659</b>	13:41:08.542	24	Mercedes-AMG GT3
9	<b>Lechner Racing</b> <i>L. KERN</i>	<b>1:44.302</b>	13:44:37.071	26	Porsche 911 GT3 R
6	<b>Black Falcon</b> <i>H. HAUPT</i>	<b>1:44.209</b>	15:17:53.769	78	Mercedes-AMG GT3
9	<b>Lechner Racing</b> <i>D. PEREIRA</i>	<b>1:43.392</b>	15:17:55.009	77	Porsche 911 GT3 R
9	<b>Lechner Racing</b> <i>D. PEREIRA</i>	<b>1:43.366</b>	16:44:12.944	119	Porsche 911 GT3 R
22	<b>WTM Racing powered by Rinaldi</b> <i>D. PEREL</i>	<b>1:43.241</b>	18:36:20.296	179	Ferrari 488 GT3

### Leader History

NO	NAME	FROM LAP	LAPS LED	DISTANCE	VEHICLE
6	<b>Black Falcon</b> <i>P. ASSENHEIMER</i>	1	4	18.08 km	Mercedes-AMG GT3
9	<b>Lechner Racing</b> <i>L. KERN</i>	5	31	140.18 km	Porsche 911 GT3 R
6	<b>Black Falcon</b> <i>P. ASSENHEIMER</i>	36	32	144.70 km	Mercedes-AMG GT3
22	<b>WTM Racing powered by Rinaldi</b> <i>L. WEISS</i>	68	3	13.56 km	Ferrari 488 GT3
6	<b>Black Falcon</b> <i>H. HAUPT</i>	71	75	339.15 km	Mercedes-AMG GT3
6	<b>Black Falcon</b> <i>P. ASSENHEIMER</i>	146	46	208.01 km	Mercedes-AMG GT3
6	<b>Black Falcon</b> <i>S. AFANASIEV</i>	192	25	113.05 km	Mercedes-AMG GT3
9	<b>Lechner Racing</b> <i>L. KERN</i>	217	18	81.39 km	Porsche 911 GT3 R
9	<b>Lechner Racing</b> <i>D. PEREIRA</i>	235	23	104.00 km	Porsche 911 GT3 R

Weather / Track : Showers / Wet

Kyalami Grand Prix Circuit  
Circuit Length = 4.522 km  
Start: 12:58 Flag 21:58 End: 22:03

# Kyalami 9 Hours

## RACE - STATISTICS

CLASS : Nat

2 Starters

### Fastest Lap History

NO	NAME	LAP TIME	TIME OF DAY	LAP	VEHICLE
13	<b>Stradale Motorsport</b> <i>C. ARANGIES</i>	<b>1:49.542</b>	13:02:33.652	2	Lamborghini Huracan GT3 2019
13	<b>Stradale Motorsport</b> <i>C. ARANGIES</i>	<b>1:48.214</b>	13:04:21.866	3	Lamborghini Huracan GT3 2019
13	<b>Stradale Motorsport</b> <i>C. ARANGIES</i>	<b>1:47.987</b>	13:06:09.852	4	Lamborghini Huracan GT3 2019
13	<b>Stradale Motorsport</b> <i>C. ARANGIES</i>	<b>1:47.085</b>	13:07:56.938	5	Lamborghini Huracan GT3 2019
13	<b>Stradale Motorsport</b> <i>C. ARANGIES</i>	<b>1:47.035</b>	13:36:45.049	21	Lamborghini Huracan GT3 2019
13	<b>Stradale Motorsport</b> <i>C. ARANGIES</i>	<b>1:46.705</b>	13:38:31.753	22	Lamborghini Huracan GT3 2019
13	<b>Stradale Motorsport</b> <i>C. ARANGIES</i>	<b>1:46.488</b>	13:51:05.397	29	Lamborghini Huracan GT3 2019
17	<b>Pablo Clark Racing</b> <i>L. THOMPSON</i>	<b>1:46.069</b>	14:07:26.907	34	Ferrari 458 Italia GT3
17	<b>Pablo Clark Racing</b> <i>L. THOMPSON</i>	<b>1:46.065</b>	14:09:12.973	35	Ferrari 458 Italia GT3
17	<b>Pablo Clark Racing</b> <i>L. THOMPSON</i>	<b>1:46.048</b>	14:18:04.755	40	Ferrari 458 Italia GT3
17	<b>Pablo Clark Racing</b> <i>M. STEPHEN</i>	<b>1:45.930</b>	14:55:36.283	60	Ferrari 458 Italia GT3
17	<b>Pablo Clark Racing</b> <i>M. STEPHEN</i>	<b>1:45.897</b>	15:09:51.395	68	Ferrari 458 Italia GT3
17	<b>Pablo Clark Racing</b> <i>M. STEPHEN</i>	<b>1:45.669</b>	15:17:00.206	72	Ferrari 458 Italia GT3
17	<b>Pablo Clark Racing</b> <i>M. STEPHEN</i>	<b>1:45.443</b>	15:27:42.604	78	Ferrari 458 Italia GT3
17	<b>Pablo Clark Racing</b> <i>L. THOMPSON</i>	<b>1:45.317</b>	16:37:38.970	108	Ferrari 458 Italia GT3
17	<b>Pablo Clark Racing</b> <i>L. THOMPSON</i>	<b>1:45.127</b>	16:39:24.098	109	Ferrari 458 Italia GT3
17	<b>Pablo Clark Racing</b> <i>M. STEPHEN</i>	<b>1:44.980</b>	18:14:04.121	158	Ferrari 458 Italia GT3

### Leader History

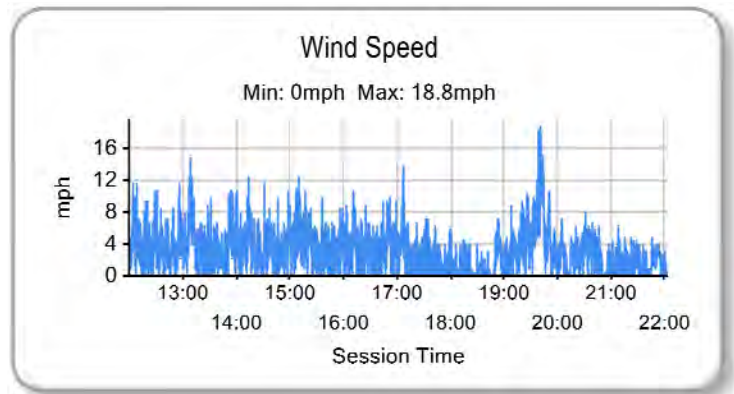
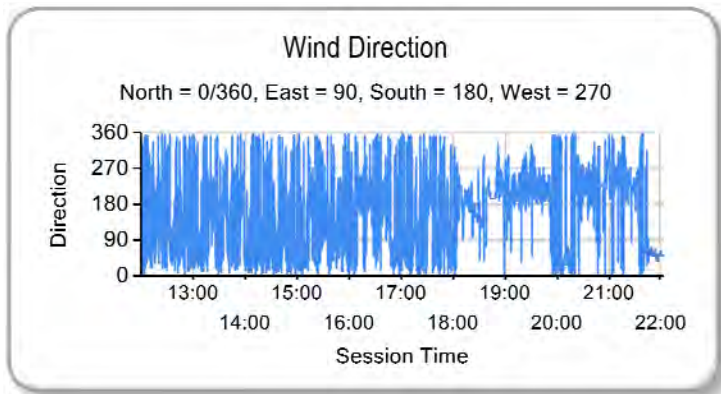
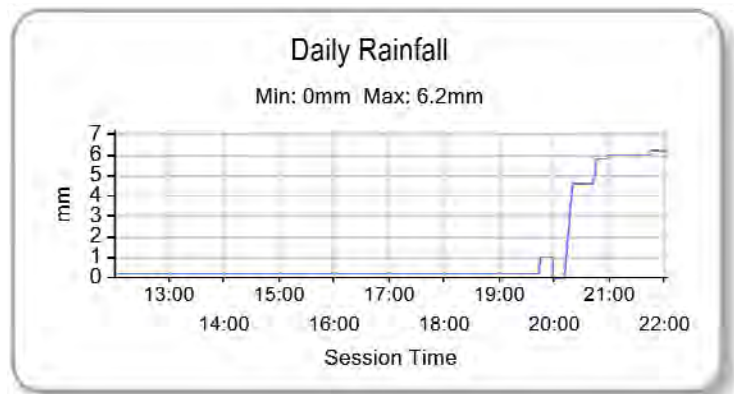
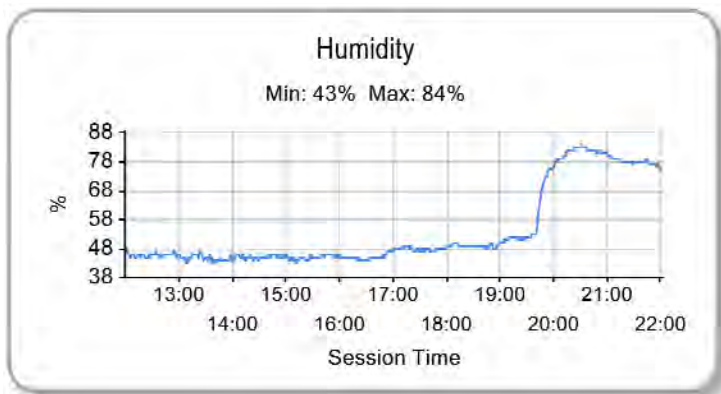
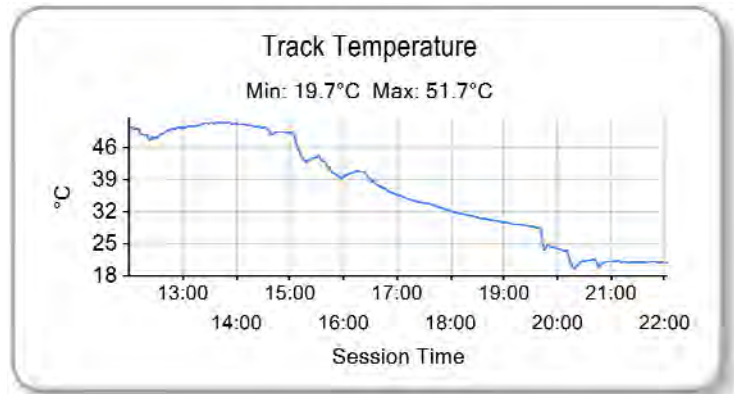
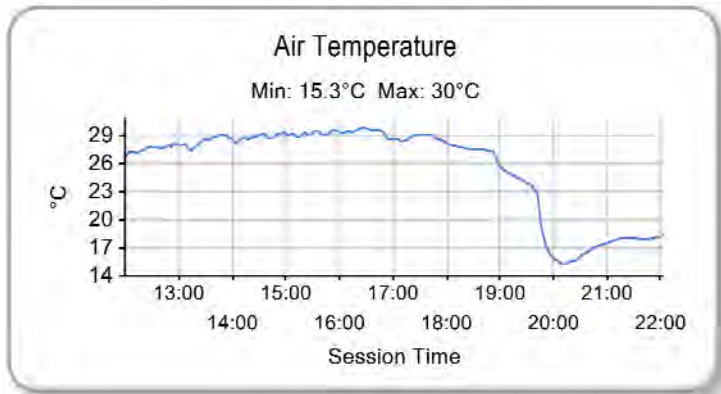
NO	NAME	FROM LAP	LAPS LED	DISTANCE	VEHICLE
13	<b>Stradale Motorsport</b> <i>C. ARANGIES</i>	1	35	158.27 km	Lamborghini Huracan GT3 2019
13	<b>Stradale Motorsport</b> <i>C. JARVIS</i>	36	28	126.61 km	Lamborghini Huracan GT3 2019
13	<b>Stradale Motorsport</b> <i>D. JOUBERT</i>	64	18	81.39 km	Lamborghini Huracan GT3 2019
17	<b>Pablo Clark Racing</b> <i>M. STEPHEN</i>	82	2	9.04 km	Ferrari 458 Italia GT3
17	<b>Pablo Clark Racing</b> <i>K. PITAMBER</i>	84	21	94.96 km	Ferrari 458 Italia GT3
17	<b>Pablo Clark Racing</b> <i>L. THOMPSON</i>	105	32	144.70 km	Ferrari 458 Italia GT3
17	<b>Pablo Clark Racing</b> <i>M. STEPHEN</i>	137	29	131.13 km	Ferrari 458 Italia GT3
17	<b>Pablo Clark Racing</b> <i>L. THOMPSON</i>	166	31	140.18 km	Ferrari 458 Italia GT3
17	<b>Pablo Clark Racing</b> <i>M. STEPHEN</i>	197	29	131.13 km	Ferrari 458 Italia GT3
17	<b>Pablo Clark Racing</b> <i>L. THOMPSON</i>	226	21	94.96 km	Ferrari 458 Italia GT3

Weather / Track : Showers / Wet

Kyalami Grand Prix Circuit  
Circuit Length = 4.522 km  
Start: 12:58 Flag 21:58 End: 22:03

# Kyalami 9 Hours

## RACE - WEATHER CONDITIONS



Weather / Track : Showers / Wet

Results can be found at [www.tsl-timing.com](http://www.tsl-timing.com)

Kyalami Grand Prix Circuit  
Circuit Length = 4.522 km  
Start: 12:58 Flag 21:58 End: 22:03

Printed - 22:17 Saturday, 23 November 2019