



POWERED BY



## KYLAMI 9 HOURS

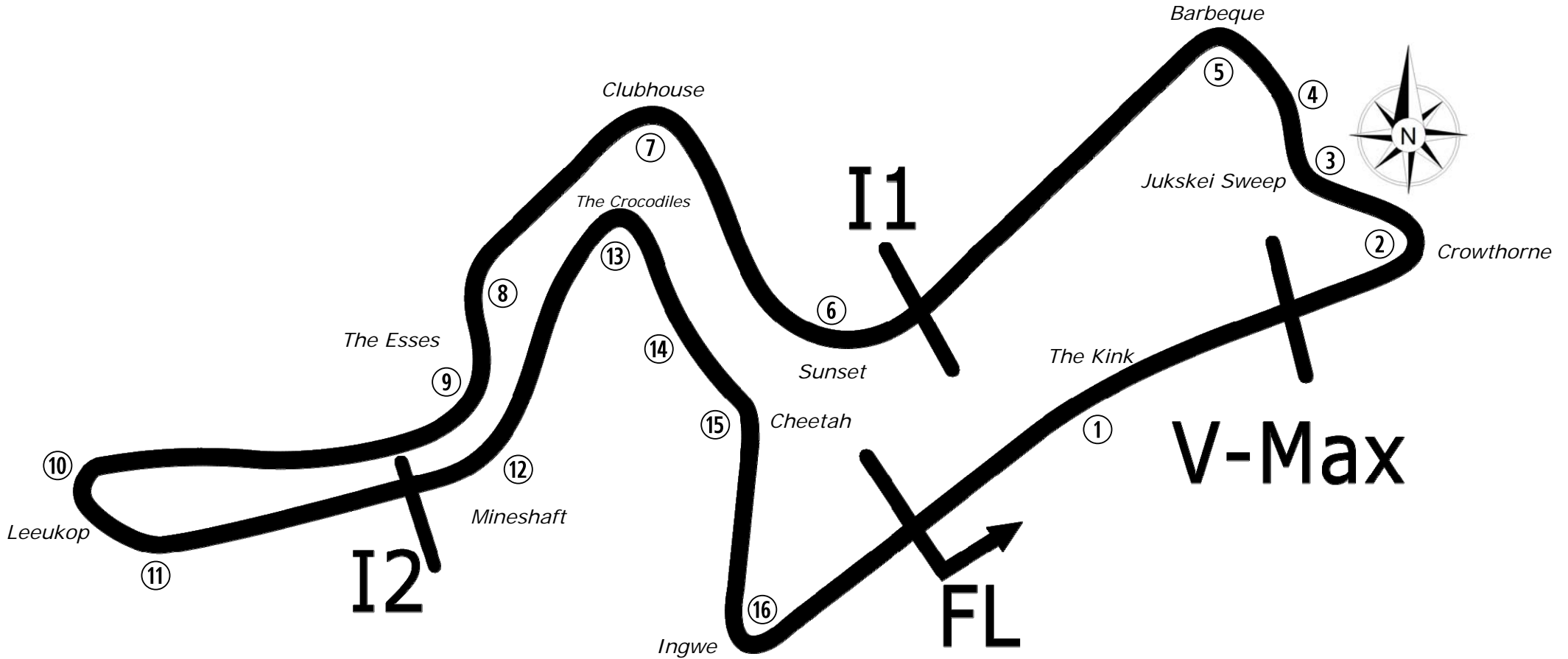
**Kyalami Grand Prix Circuit**

**21<sup>st</sup> – 23<sup>rd</sup> November 2019**



Results Provided by Timing Solutions Ltd  
[www.tsl-timing.com](http://www.tsl-timing.com)

# Kyalami Grand Prix Circuit



Length	2.810 miles	4522 m
FL		
Vmax	444m	
I1	1470m	
I2	3253m	
Pit Entry	4237m	
Pit Exit	22m after FL	
Pit Entry–Pit Exit	309m, 18.5s @60kph, 22.2s @50kph	

All results available at [www.tsl-timing.com](http://www.tsl-timing.com)

## Kyalami 9 Hours

### PAID TEST SESSION 1 - CLASSIFICATION

POS	NO	CL	PIC	TEAM / DRIVERS	CAR	TIME	ON	LAPS	GAP	DIFF	KPH
1	31	Pro	1	Frikadelli Racing Team (DEU) Mathieu JAMINET (FRA) / Dennis OLSEN (NOR) / Nick TANDY (GBR)	Porsche 911 GT3 R	1:42.386	37	48			158.99
2	44	Pro	2	Mercedes-AMG Team Strakka Racing (GBR) Gary PAFFETT (GBR) / Lewis WILLIAMSON (GBR) / Tristan VAUTIER (FRA)	Mercedes-AMG GT3	1:42.577	42	48	0.191	0.191	158.70
3	18	Pro	3	KCMG (HKG) Alexandre IMPERATORI (CHE) / Edoardo LIBERATI (ITA) / Oliver JARVIS (GBR)	Nissan GT-R NISMO GT3	1:42.593	40	50	0.207	0.016	158.67
4	35	Pro	4	KCMG (HKG) Joao Paulo de OLIVEIRA (BRA) / Katsumasa CHIYO (JPN) / Joshua BURDON (AUS)	Nissan GT-R NISMO GT3	1:42.696	28	43	0.310	0.103	158.51
5	10	Pro	5	Mercedes-AMG Team SPS Automotive Performance (DEU) Yelmer BUURMAN (NDL) / Luca STOLZ (DEU) / Maximilian GOETZ (DEU)	Mercedes-AMG GT3	1:42.891	47	47	0.505	0.195	158.21
6	76	Pro	6	R-Motorsport (CHE) Maxime MARTIN (BEL) / Enaam AHMED (GBR) / Jake DENNIS (GBR)	Aston Martin Vantage AMR GT3	1:42.974	43	51	0.588	0.083	158.09
7	999	Pro	7	Mercedes-AMG Team GruppeM Racing (HKG) Maxi BUHK (DEU) / Maro ENGEL (DEU) / Raffaele MARCIELLO (ITA)	Mercedes-AMG GT3	1:43.001	42	48	0.615	0.027	158.04
8	12	Pro	8	Dinamic Motorsport (ITA) Laurens VANTHOOR (BEL) / Earl BAMBER (NZL) / Matt CAMPBELL (AUS)	Porsche 911 GT3 R	1:43.019	43	46	0.633	0.018	158.02
9	911	Pro	9	KUS Team 75 Bernhard (DEU) Romain DUMAS (FRA) / Dirk WERNER (DEU) / Sven MUELLER (DEU)	Porsche 911 GT3 R	1:43.242	49	51	0.856	0.223	157.68
10	20	Pro	10	GPX Racing (UAE) Michael CHRISTENSEN (DNK) / Kevin ESTRE (FRA) / Richard LIETZ (AUT)	Porsche 911 GT3 R	1:43.252	26	45	0.866	0.010	157.66
11	30	Pro	11	Honda Team Motul (ITA) Marco BONANOMI (ITA) / Bertrand BAGUETTE (BEL) / Dane CAMERON (USA)	Honda NSX GT3 2019	1:43.259	47	49	0.873	0.007	157.65
12	34	Pro	12	Walkenhorst Motorsport (DEU) Christian KROGNES (NOR) / Mikkel JENSEN (DNK) / Nicky CATSBURG (NDL)	BMW M6 GT3	1:43.276	50	52	0.890	0.017	157.62
13	42	Pro	13	BMW Team Schnitzer (DEU) Martin TOMCZYK (DEU) / Sheldon VAN DER LINDE (ZAF) / Augusto FARFUS (BRA)	BMW M6 GT3	1:43.321	61	61	0.935	0.045	157.55
14	108	Pro	14	Bentley Team M-Sport (GBR) Rodrigo BAPTISTA (BRA) / Andy SOUCEK (ESP) / Steven KANE (GBR)	Bentley Continental GT3	1:43.385	29	49	0.999	0.064	157.46
15	22	Silver	1	WTM Racing powered by Rinaldi (DEU) Leonard WEISS (DEU) / Jochen KRUMBACH (DEU) / David PEREL (ZAF)	Ferrari 488 GT3	1:43.469	36	49	1.083	0.084	157.33
16	43	ProAm	1	Strakka Racing (GBR) Christina NIELSEN (DNK) / Adrian Henry D'SLIVA (MYS) / Dominik BAUMANN (AUT)	Mercedes-AMG GT3	1:43.490	9	43	1.104	0.021	157.30
17	25	Pro	15	Audi Sport Team WRT (BEL) Dries VANTHOOR (BEL) / Kelvin VAN DER LINDE (ZAF) / Frederic VERVISCH (BEL)	Audi R8 LMS GT3 2019	1:43.512	26	51	1.126	0.022	157.26
18	107	Pro	16	Bentley Team M-Sport (GBR) Jules GOUNON (FRA) / Maxime SOULET (BEL) / Jordan PEPPER (ZAF)	Bentley Continental GT3	1:43.606	36	48	1.220	0.094	157.12
19	29	Pro	17	Audi Sport Team Land (DEU) Markus WINKELHOECK (DEU) / Christopher MIES (DEU) / Christopher HAASE (DEU)	Audi R8 LMS GT3 2019	1:43.933	43	43	1.547	0.327	156.63
20	6	Silver	2	Black Falcon (DEU) Hubert HAUPT (DEU) / Patrick ASSENHEIMER (DEU) / Sergei AFANASIEV (RUS)	Mercedes-AMG GT3	1:43.955	39	50	1.569	0.022	156.59
21	188	ProAm	2	Garage 59 (GBR) Alex WEST (SWE) / Chris GOODWIN (GBR) / Côme LEDOGAR (FRA)	Aston Martin Vantage AMR GT3	1:43.960	16	51	1.574	0.005	156.59
22	62	Pro	18	R-Motorsport (CHE) Ricky COLLARD (GBR) / Hugo de SADELEER (CHE) / Marvin KIRCHHOEFER (DEU)	Aston Martin Vantage AMR GT3	1:44.616	8	26	2.230	0.656	155.60
23	9	Silver	3	Lechner Racing (AUT) Saul HACK (ZAF) / Lars KERN (DEU) / Dylan PEREIRA (LUX)	Porsche 911 GT3 R	1:44.785	36	50	2.399	0.169	155.35
24	36	Am	1	Walkenhorst Motorsport (DEU) Henry WALKENHORST (DEU) / Michael Von ROOYEN (ZAF) / Gennaro BONAFEDE	BMW M6 GT3	1:44.799	8	48	2.413	0.014	155.33
25	40	Am	2	SPS Automotive Performance (DEU) Valentin PIERBURG (DEU) / Tim Torsten MULLER (DEU) / Miguel RAMOS (PRT)	Mercedes-AMG GT3	1:45.232	13	51	2.846	0.433	154.69
26	17	Nat	1	Pablo Clark Racing (ZAF) Kishoor PITAMBER (ZAF) / Leonard Charles THOMPSON (ZAF) / Michael STEPHEN	Ferrari 458 Italia GT3	1:45.430	7	8	3.044	0.198	154.40
27	13	Nat	2	Stradale Motorsport (ZAF) Charl ARANGIES (ZAF) / Craig JARVIS (ZAF) / Dawie JOUBERT (ZAF)	Lamborghini Huracan GT3 2019	1:50.033	5	5	7.647	4.603	147.94
28	09	Am	3	Team Perfect Circle (ZAF) Franco SCRIBANTE (ZAF) / Silvio SCRIBANTE (ZAF) / Andre BEZUIDENHOUT (ZAF)	Porsche 997 GT3 R	1:50.567	7	12	8.181	0.534	147.23

Kyalami Grand Prix Circuit  
Circuit Length = 4.522 km  
Start: 10:00 Flag 11:59 End: 12:03

Weather / Track : Cloudy / Dry

These results are provisional until the conclusion of any judicial and technical matters.

Race Director :	Timekeeper :
-----------------	--------------

Results can be found at [www.tsl-timing.com](http://www.tsl-timing.com)

Printed - 12:06 Thursday, 21 November 2019

## Kyalami 9 Hours

### PAID TEST SESSION 1 - CLASSIFICATION BY CLASS

#### CLASS : ICGT - Pro

POS	NO	TEAM / DRIVERS	CAR	TIME	ON	LAPS	GAP	DIFF	KPH
1	31	Frikadelli Racing Team (DEU) Mathieu JAMINET (FRA) / Dennis OLSEN (NOR) / Nick TANDY (GBR)	Porsche 911 GT3 R	1:42.386	37	48			158.99
2	44	Mercedes-AMG Team Strakka Racing (GBR) Gary PAFFETT (GBR) / Lewis WILLIAMSON (GBR) / Tristan VAUTIER (FRA)	Mercedes-AMG GT3	1:42.577	42	48	0.191	0.191	158.70
3	18	KCMG (HKG) Alexandre IMPERATORI (CHE) / Edoardo LIBERATI (ITA) / Oliver JARVIS (GBR)	Nissan GT-R NISMO GT3	1:42.593	40	50	0.207	0.016	158.67
4	35	KCMG (HKG) Joao Paulo de OLIVEIRA (BRA) / Katsumasa CHIYO (JPN) / Joshua BURDON (AUS)	Nissan GT-R NISMO GT3	1:42.696	28	43	0.310	0.103	158.51
5	10	Mercedes-AMG Team SPS Automotive Performance (DEU) Yelmer BUURMAN (NDL) / Luca STOLZ (DEU) / Maximilian GOETZ (DEU)	Mercedes-AMG GT3	1:42.891	47	47	0.505	0.195	158.21
6	76	R-Motorsport (CHE) Maxime MARTIN (BEL) / Enaam AHMED (GBR) / Jake DENNIS (GBR)	Aston Martin Vantage AMR GT3	1:42.974	43	51	0.588	0.083	158.09
7	999	Mercedes-AMG Team GruppeM Racing (HKG) Maxi BUHK (DEU) / Maro ENGEL (DEU) / Raffaele MARCIELLO (ITA)	Mercedes-AMG GT3	1:43.001	42	48	0.615	0.027	158.04
8	12	Dinamic Motorsport (ITA) Laurens VANTHOOR (BEL) / Earl BAMBER (NZL) / Matt CAMPBELL (AUS)	Porsche 911 GT3 R	1:43.019	43	46	0.633	0.018	158.02
9	911	KUS Team 75 Bernhard (DEU) Romain DUMAS (FRA) / Dirk WERNER (DEU) / Sven MUELLER (DEU)	Porsche 911 GT3 R	1:43.242	49	51	0.856	0.223	157.68
10	20	GPX Racing (UAE) Michael CHRISTENSEN (DNK) / Kevin ESTRE (FRA) / Richard LIETZ (AUT)	Porsche 911 GT3 R	1:43.252	26	45	0.866	0.010	157.66
11	30	Honda Team Motul (ITA) Marco BONANOMI (ITA) / Bertrand BAGUETTE (BEL) / Dane CAMERON (USA)	Honda NSX GT3 2019	1:43.259	47	49	0.873	0.007	157.65
12	34	Walkenhorst Motorsport (DEU) Christian KROGNES (NOR) / Mikkel JENSEN (DNK) / Nicky CATSBURG (NDL)	BMW M6 GT3	1:43.276	50	52	0.890	0.017	157.62
13	42	BMW Team Schnitzer (DEU) Martin TOMCZYK (DEU) / Sheldon VAN DER LINDE (ZAF) / Augusto FARFUS (BRA)	BMW M6 GT3	1:43.321	61	61	0.935	0.045	157.55
14	108	Bentley Team M-Sport (GBR) Rodrigo BAPTISTA (BRA) / Andy SOUCEK (ESP) / Steven KANE (GBR)	Bentley Continental GT3	1:43.385	29	49	0.999	0.064	157.46
15	25	Audi Sport Team WRT (BEL) Dries VANTHOOR (BEL) / Kelvin VAN DER LINDE (ZAF) / Frederic VERVISCH (BEL)	Audi R8 LMS GT3 2019	1:43.512	26	51	1.126	0.127	157.26
16	107	Bentley Team M-Sport (GBR) Jules GOUNON (FRA) / Maxime SOULET (BEL) / Jordan PEPPER (ZAF)	Bentley Continental GT3	1:43.606	36	48	1.220	0.094	157.12
17	29	Audi Sport Team Land (DEU) Markus WINKELHOCK (DEU) / Christopher MIES (DEU) / Christopher HAASE (DEU)	Audi R8 LMS GT3 2019	1:43.933	43	43	1.547	0.327	156.63
18	62	R-Motorsport (CHE) Ricky COLLARD (GBR) / Hugo de SADELEER (CHE) / Marvin KIRCHHOEFER (DEU)	Aston Martin Vantage AMR GT3	1:44.616	8	26	2.230	0.683	155.60

#### CLASS : ICGT - ProAm

POS	NO	TEAM / DRIVERS	CAR	TIME	ON	LAPS	GAP	DIFF	KPH
1	43	Strakka Racing (GBR) Christina NIELSEN (DNK) / Adrian Henry D'SLIVA (MYS) / Dominik BAUMANN (AUT)	Mercedes-AMG GT3	1:43.490	9	43			157.30
2	188	Garage 59 (GBR) Alex WEST (SWE) / Chris GOODWIN (GBR) / Come LEDOGAR (FRA)	Aston Martin Vantage AMR GT3	1:43.960	16	51	0.470	0.470	156.59

#### CLASS : ICGT - Silver

POS	NO	TEAM / DRIVERS	CAR	TIME	ON	LAPS	GAP	DIFF	KPH
1	22	WTM Racing powered by Rinaldi (DEU) Leonard WEISS (DEU) / Jochen KRUMBACH (DEU) / David PEREL (ZAF)	Ferrari 488 GT3	1:43.469	36	49			157.33
2	6	Black Falcon (DEU) Hubert HAUPT (DEU) / Patrick ASSENHEIMER (DEU) / Sergei AFANASIEV (RUS)	Mercedes-AMG GT3	1:43.955	39	50	0.486	0.486	156.59
3	9	Lechner Racing (AUT) Saul HACK (ZAF) / Lars KERN (DEU) / Dylan PEREIRA (LUX)	Porsche 911 GT3 R	1:44.785	36	50	1.316	0.830	155.35

Weather / Track : Cloudy / Dry

These results are provisional until the conclusion of any judicial and technical matters.

Kyalami Grand Prix Circuit

Circuit Length = 4.522 km

Start: 10:00 Flag 11:59 End: 12:03

Race Director :

Timekeeper :

## Kyalami 9 Hours

### PAID TEST SESSION 1 - CLASSIFICATION BY CLASS

#### CLASS : ICGT - Am

POS	NO	TEAM / DRIVERS	CAR	TIME	ON	LAPS	GAP	DIFF	KPH
1	36	Walkenhorst Motorsport (DEU) Henry WALKENHORST (DEU) / Michael Von ROOYEN (ZAF) / Gennaro BONAFEDE (ZAF)	BMW M6 GT3	1:44.799	8	48			155.33
2	40	SPS Automotive Performance (DEU) Valentin PIERBURG (DEU) / Tim Torsten MÜLLER (DEU) / Miguel RAMOS (PRT)	Mercedes-AMG GT3	1:45.232	13	51	0.433	0.433	154.69
3	09	Team Perfect Circle (ZAF) Franco SCRIBANTE (ZAF) / Silvio SCRIBANTE (ZAF) / André BEZUIDENHOUT (ZAF)	Porsche 997 GT3 R	1:50.567	7	12	5.768	5.335	147.23

#### CLASS : ICGT - Nat

POS	NO	TEAM / DRIVERS	CAR	TIME	ON	LAPS	GAP	DIFF	KPH
1	17	Pablo Clark Racing (ZAF) Kishoor PITAMBER (ZAF) / Leonard Charles THOMPSON (ZAF) / Michael STEPHEN (ZAF)	Ferrari 458 Italia GT3	1:45.430	7	8			154.40
2	13	Stradale Motorsport (ZAF) Chari ARANGIES (ZAF) / Craig JARVIS (ZAF) / Dawie JOUBERT (ZAF)	Lamborghini Huracan GT3 2019	1:50.033	5	5	4.603	4.603	147.94

Weather / Track : Cloudy / Dry

These results are provisional until the conclusion of any judicial and technical matters.

Kyalami Grand Prix Circuit

Circuit Length = 4.522 km

Start: 10:00 Flag 11:59 End: 12:03

Race Director :	Timekeeper :
-----------------	--------------

# Kyalami 9 Hours

## PAID TEST SESSION 1 - BEST SECTORS

SECTOR 1			SECTOR 2			SECTOR 3			IDEAL / BEST COMPARISON						
POS	NO	NAME	TIME	NO	NAME	TIME	NO	NAME	TIME	POS	NO	NAME	IDEAL	BEST	DIFF
													<b>PERFECT LAP</b>	<b>1:42.244</b>	
1	30	Honda Team Motul	32.272	31	Frikadelli Racing Te	40.624	31	Frikadelli Racing Te	29.348	1	31	Frikadelli Racing Tear	1:42.287	1:42.386	0.099
2	18	KCMG	32.282	44	Mercedes-AMG Tea	40.652	44	Mercedes-AMG Tea	29.408	2	18	KCMG	1:42.421	1:42.593	0.172
3	31	Frikadelli Racing Te	32.315	18	KCMG	40.692	911	KUS Team 75 Bernl	29.420	3	44	Mercedes-AMG Team	1:42.577	1:42.577	0.000
4	35	KCMG	32.317	76	R-Motorsport	40.772	18	KCMG	29.447	4	35	KCMG	1:42.660	1:42.696	0.036
5	76	R-Motorsport	32.368	12	Dinamic Motorsport	40.831	35	KCMG	29.496	5	999	Mercedes-AMG Team	1:42.777	1:43.001	0.224
6	999	Mercedes-AMG Tea	32.398	35	KCMG	40.847	999	Mercedes-AMG Tea	29.509	6	10	Mercedes-AMG Team	1:42.891	1:42.891	0.000
7	108	Bentley Team M-Sp	32.415	999	Mercedes-AMG Tea	40.870	10	Mercedes-AMG Tea	29.517	7	76	R-Motorsport	1:42.895	1:42.974	0.079
8	34	Walkenhorst Motors	32.418	10	Mercedes-AMG Tea	40.879	25	Audi Sport Team WI	29.524	8	12	Dinamic Motorsport	1:42.996	1:43.019	0.023
9	42	BMW Team Schnitz	32.475	20	GPX Racing	40.953	107	Bentley Team M-Sp	29.535	9	20	GPX Racing	1:43.054	1:43.252	0.198
10	12	Dinamic Motorsport	32.493	42	BMW Team Schnitz	41.021	20	GPX Racing	29.536	10	911	KUS Team 75 Bernha	1:43.058	1:43.242	0.184
11	10	Mercedes-AMG Tea	32.495	911	KUS Team 75 Bernl	41.053	34	Walkenhorst Motors	29.575	11	34	Walkenhorst Motorspc	1:43.120	1:43.276	0.156
12	44	Mercedes-AMG Tea	32.517	25	Audi Sport Team WI	41.080	108	Bentley Team M-Sp	29.595	12	42	BMW Team Schnitzer	1:43.149	1:43.321	0.172
13	20	GPX Racing	32.565	43	Strakka Racing	41.094	30	Honda Team Motul	29.630	13	30	Honda Team Motul	1:43.228	1:43.259	0.031
14	22	WTM Racing power	32.572	22	WTM Racing power	41.117	42	BMW Team Schnitz	29.653	14	25	Audi Sport Team WRT	1:43.275	1:43.512	0.237
15	107	Bentley Team M-Sp	32.573	34	Walkenhorst Motors	41.127	12	Dinamic Motorsport	29.672	15	108	Bentley Team M-Spor	1:43.283	1:43.385	0.102
16	911	KUS Team 75 Bernl	32.585	188	Garage 59	41.220	29	Audi Sport Team La	29.699	16	107	Bentley Team M-Spor	1:43.354	1:43.606	0.252
17	6	Black Falcon	32.603	107	Bentley Team M-Sp	41.246	43	Strakka Racing	29.708	17	22	WTM Racing powered	1:43.466	1:43.469	0.003
18	25	Audi Sport Team WI	32.671	108	Bentley Team M-Sp	41.273	6	Black Falcon	29.739	18	43	Strakka Racing	1:43.490	1:43.490	0.000
19	43	Strakka Racing	32.688	29	Audi Sport Team La	41.279	76	R-Motorsport	29.755	19	6	Black Falcon	1:43.749	1:43.955	0.206
20	188	Garage 59	32.708	30	Honda Team Motul	41.326	22	WTM Racing power	29.777	20	29	Audi Sport Team Lanc	1:43.796	1:43.933	0.137
21	36	Walkenhorst Motors	32.766	6	Black Falcon	41.407	188	Garage 59	29.975	21	188	Garage 59	1:43.903	1:43.960	0.057
22	29	Audi Sport Team La	32.818	62	R-Motorsport	41.437	36	Walkenhorst Motors	30.065	22	36	Walkenhorst Motorspc	1:44.351	1:44.799	0.448
23	62	R-Motorsport	32.931	36	Walkenhorst Motors	41.520	40	SPS Automotive Per	30.152	23	62	R-Motorsport	1:44.532	1:44.616	0.084
24	17	Pablo Clark Racing	33.016	40	SPS Automotive Per	41.874	62	R-Motorsport	30.164	24	40	SPS Automotive Perc	1:45.052	1:45.232	0.180
25	40	SPS Automotive Per	33.026	17	Pablo Clark Racing	41.960	17	Pablo Clark Racing	30.357	25	17	Pablo Clark Racing	1:45.333	1:45.430	0.097
26	13	Stradale Motorsport	34.085	13	Stradale Motorsport	42.630	13	Stradale Motorsport	31.768	26	13	Stradale Motorsport	1:48.483	1:50.033	1.550
27	09	Team Perfect Circle	34.122	09	Team Perfect Circle	43.900	09	Team Perfect Circle	31.842	27	09	Team Perfect Circle	1:49.864	1:50.567	0.703
28										28	9	Lechner Racing		1:44.785	

Weather / Track : Cloudy / Dry

Kyalami Grand Prix Circuit

Circuit Length = 4.522 km

Start: 10:00 Flag 11:59 End: 12:03

Results can be found at [www.tsl-timing.com](http://www.tsl-timing.com)

Printed - 12:10 Thursday, 21 November 2019

# Kyalami 9 Hours

## PAID TEST SESSION 1 - BEST SPEEDS

POS	NO	NAME	VMAX	KPH
1	18	KCMG		238.9
2	108	Bentley Team M-Sport		238.9
3	34	Walkenhorst Motorsport		238.4
4	30	Honda Team Motul		237.8
5	42	BMW Team Schnitzer		237.8
6	107	Bentley Team M-Sport		237.8
7	36	Walkenhorst Motorsport		237.8
8	35	KCMG		237.3
9	188	Garage 59		237.3
10	76	R-Motorsport		236.8
11	17	Pablo Clark Racing		236.3
12	62	R-Motorsport		235.8
13	999	Mercedes-AMG Team GruppeM Racing		235.2
14	12	Dinamic Motorsport		235.2
15	911	KUS Team 75 Bernhard		235.2
16	6	Black Falcon		235.2
17	10	Mercedes-AMG Team SPS Automotive Performance		234.7
18	20	GPX Racing		234.7
19	43	Strakka Racing		234.7
20	40	SPS Automotive Performance		234.7
21	31	Frikadelli Racing Team		234.2
22	09	Team Perfect Circle		234.2
23	44	Mercedes-AMG Team Strakka Racing		233.2
24	22	WTM Racing powered by Rinaldi		233.2
25	25	Audi Sport Team WRT		232.7
26	29	Audi Sport Team Land		232.7
27	13	Stradale Motorsport		232.7
28				

Weather / Track : Cloudy / Dry

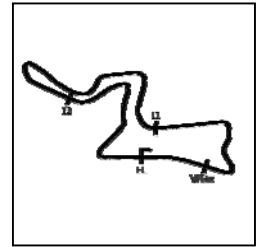
Results can be found at [www.tsl-timing.com](http://www.tsl-timing.com)

Kyalami Grand Prix Circuit  
Circuit Length = 4.522 km  
Start: 10:00 Flag 11:59 End: 12:03

Printed - 12:11 Thursday, 21 November 2019

# Kyalami 9 Hours

## PAID TEST SESSION 1 - SECTOR ANALYSIS



SECTOR 1 = FL to I1, SECTOR 2 = I1 to I2 SECTOR 3 = I2 to I3, SECTOR 4 = I3 to FL, DIFF = Difference To Personal Best Lap, P = Crossed Finish Line in Pit Lane, D = Time Disallowed

P1 31 Pro		Frikadelli Racing Team			Porsche 911 GT3 R				
IDEAL LAP TIME : 1:42.287		BEST LAP TIME : 1:42.386			DIFFERENCE : 0.099				
D1: Mathieu JAMINET		D2: Dennis OLSEN		D3: Nick TANDY					
LAP	SECTOR 1	SECTOR 2	SECTOR 3	SPEED TRAP	LAP TIME	KPH	DIFF	TIME OF DAY	
1 - D1			IN PIT					10:01:00.317	
2 - D2	OUTLAP	46.886	IN PIT	182.7	5:21.651	50.61	3:39.265	10:06:21.968	
3 - D2	OUTLAP	44.410	31.134	171.9	1:56.973	139.17	14.587	10:08:18.941	
4 - D2	33.359	42.003	29.946	172.2	231.2	145.308	2.922	10:10:04.249	
5 - D2	33.113	41.343	30.279	172.5	232.2	144.735	2.349	10:11:48.984	
6 - D2	33.076	41.839	30.275	173.0	232.7	145.190	2.804	10:13:34.174	
7 - D2	32.856	41.254	29.728	173.0	233.2	143.838	1.452	10:15:18.012	
8 - D2	32.929	41.242	29.659	172.8	233.7	143.830	1.444	10:17:01.842	
9 - D2	33.100	41.640	29.913	172.8	233.2	144.653	2.267	10:18:46.495	
10 - D2	32.845	41.262	29.835	172.5	232.2	143.942	1.556	10:20:30.437	
11 - D2	33.445	41.391	29.745	173.3	232.7	144.581	2.195	10:22:15.018	
12 - D2	32.899	41.219	29.635	173.0	233.7	143.753	1.367	10:23:58.771	
13 - D2	32.906	41.702	IN PIT	233.2	8:48.656	30.79	7:06.270	10:32:47.427	
14 - D1	OUTLAP	44.042	32.008	171.9	203.0	1:57.062	139.06	14.676	10:34:44.489
15 - D1	34.550	41.928	30.398	172.5	231.7	1:46.876	152.31	4.490	10:36:31.365
16 - D1	33.083	41.565	30.508	172.8	231.7	1:45.156	154.80	2.770	10:38:16.521
17 - D1	32.868	41.281	29.856	173.0	232.2	1:44.005	156.52	1.619	10:40:00.526
18 - D1	32.725	41.232	29.870	171.9	232.7	1:43.827	156.79	1.441	10:41:44.353
19 - D1	32.679	41.162	29.635	172.8	231.7	1:43.476	157.32	1.090	10:43:27.829
20 - D1	32.698	41.089	29.662	172.8	232.2	1:43.449	157.36	1.063	10:45:11.278
21 - D1	32.818	40.939	29.580	173.0	232.7	1:43.337	157.53	0.951	10:46:54.615
22 - D1	32.718	41.013	30.064	171.9	233.2	1:43.795	156.83	1.409	10:48:38.410
23 - D1	34.237	42.004	IN PIT	<b>234.2</b>	6:54.252	39.29	5:11.866	10:55:32.662	
24 - D3	OUTLAP	44.630	30.229	173.0	162.4	1:56.848	139.31	14.462	10:57:29.510
25 - D3	33.054	41.691	30.082	173.0	232.2	1:44.827	155.29	2.441	10:59:14.337
26 - D3	33.263	41.758	29.833	173.3	232.2	1:44.854	155.25	2.468	11:00:59.191
27 - D3	32.938	41.394	29.724	173.9	231.7	1:44.056	156.44	1.670	11:02:43.247
28 - D3	33.423	41.808	29.872	173.0	232.2	1:45.103	154.88	2.717	11:04:28.350
29 - D3	32.564	41.075	29.717	174.4	232.7	1:43.356	157.50	0.970	11:06:11.706
30 - D3	32.581	41.424	IN PIT	233.2	7:23.558	36.70	5:41.172	11:13:35.264	
31 - D3	OUTLAP	41.408	30.805	174.4	205.3	1:50.529	147.28	8.143	11:15:25.793
32 - D3	32.627	41.173	31.621	<b>174.7</b>	233.2	1:45.421	154.42	3.035	11:17:11.214
33 - D3	32.625	41.092	29.643	173.0	232.7	1:43.360	157.50	0.974	11:18:54.574
34 - D3	32.746	41.245	IN PIT	232.7	5:31.670	49.08	3:49.284	11:24:26.244	
35 - D3	OUTLAP	43.056	30.209	172.8	204.5	1:53.406	143.54	11.020	11:26:19.650
36 - D3	32.619	40.831	<b>29.348</b>	174.4	230.7	1:42.798	158.36	0.412	11:28:02.448
<b>37 - D3</b>	32.340	<b>40.624</b>	29.422	174.1	232.7	<b>1:42.386 (1)</b>	<b>158.99</b>		<b>11:29:44.834</b>
38 - D3	<b>32.315</b>	40.694	IN PIT	233.7	5:47.034	46.90	4:04.648	11:35:31.868	
39 - D2	OUTLAP	42.227	29.953	171.9	204.5	1:51.066	146.57	8.680	11:37:22.934
40 - D2	32.810	41.515	29.847	172.5	231.2	1:44.172	156.27	1.786	11:39:07.106
41 - D2	1:06.774	1:19.409	IN PIT	80.0	10:02.522	27.01	8:20.136	11:49:09.628	
42 - D2	OUTLAP	41.793	30.126	171.4	203.3	1:50.607	147.18	8.221	11:51:00.235
43 - D2	32.768	41.996	29.861	171.7	230.2	1:44.625	155.59	2.239	11:52:44.860
44 - D2	32.646	41.143	29.590	172.2	231.7	1:43.379	157.47	0.993	11:54:28.239
45 - D2	32.606	41.235	29.594	171.9	231.7	1:43.435	157.38	1.049	11:56:11.674
46 - D2	32.799	41.504	29.670	172.2	230.7	1:43.973	156.57	1.587	11:57:55.647
47 - D2	32.685	41.095	29.569	171.7	230.7	1:43.349	157.51	0.963	11:59:38.996
48 - D2	32.721	41.087	29.892	171.9	230.2	1:43.700	156.98	1.314	12:01:22.696

Weather / Track : Cloudy / Dry

Kyalami Grand Prix Circuit

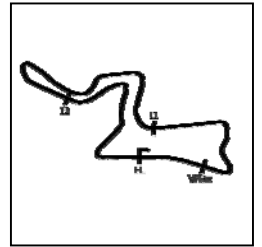
Circuit Length = 4.522 km

Start: 10:00 Flag 11:59 End: 12:03



# Kyalami 9 Hours

## PAID TEST SESSION 1 - SECTOR ANALYSIS



SECTOR 1 = FL to I1, SECTOR 2 = I1 to I2 SECTOR 3 = I2 to I3, SECTOR 4 = I3 to FL, DIFF = Difference To Personal Best Lap, P = Crossed Finish Line in Pit Lane, D = Time Disallowed

P2 44 Pro		Mercedes-AMG Team Strakka Racing			Mercedes-AMG GT3				
IDEAL LAP TIME : 1:42.577		BEST LAP TIME : 1:42.577			DIFFERENCE : 0.000				
D1: Gary PAFFETT		D2: Lewis WILLIAMSON		D3: Tristan VAUTIER					
LAP	SECTOR 1	SECTOR 2	SECTOR 3	SPEED TRAP	LAP TIME	KPH	DIFF	TIME OF DAY	
1 - D1	OUTLAP		IN PIT					10:01:18.310	
2 - D1	OUTLAP	47.941	33.310	171.9	2:07.637	127.54	25.060	10:03:25.947	
3 - D1	33.903	42.657	30.344	172.8	1:46.904	152.27	4.327	10:05:12.851	
4 - D1	33.401	41.729	29.932	173.3	1:45.062	154.94	2.485	10:06:57.913	
5 - D1	33.142	40.994	30.230	173.0	1:44.366	155.98	1.789	10:08:42.279	
6 - D1	32.968	40.859	29.759	174.1	1:43.586	157.15	1.009	10:10:25.865	
7 - D1	32.881	46.161	31.195	174.4	1:50.237	147.67	7.660	10:12:16.102	
8 - D1	32.559	40.977	29.887	<b>174.7</b>	1:43.423	<b>(3)</b> 157.40	0.846	10:13:59.525	
9 - D1	33.031	41.764	IN PIT	232.7	11:35.256	<b>P</b> 23.41	9:52.679	10:25:34.781	
10 - D1	OUTLAP	41.899	33.016	172.5	1:54.510	142.16	11.933	10:27:29.291	
11 - D1	33.012	41.184	29.868	172.8	1:44.064	156.43	1.487	10:29:13.355	
12 - D1	32.734	41.126	29.850	172.8	1:43.710	156.96	1.133	10:30:57.065	
13 - D1	32.896	41.107	30.156	173.6	1:44.159	156.29	1.582	10:32:41.224	
14 - D1	32.904	41.690	30.192	173.0	1:44.786	155.35	2.209	10:34:26.010	
15 - D1	32.960	41.664	IN PIT	231.7	6:41.618	<b>P</b> 40.53	4:59.041	10:41:07.628	
16 - D3	OUTLAP	44.188	31.878	172.2	1:59.766	135.92	17.189	10:43:07.394	
17 - D3	33.792	45.130	32.576	173.0	1:51.498	146.00	8.921	10:44:58.892	
18 - D3	33.310	43.054	31.232	171.7	1:47.596	151.29	5.019	10:46:46.488	
19 - D3	33.077	42.023	30.253	172.5	1:45.353	154.52	2.776	10:48:31.841	
20 - D3	32.950	41.917	29.928	172.8	1:44.795	155.34	2.218	10:50:16.636	
21 - D3	32.803	41.781	31.034	173.6	1:45.618	154.13	3.041	10:52:02.254	
22 - D3	33.365	43.397	IN PIT	<b>233.2</b>	3:02.767	<b>P</b> 89.07	1:20.190	10:55:05.021	
23 - D3	OUTLAP	42.375	30.429	171.9	1:50.822	146.89	8.245	10:56:55.843	
24 - D3	32.884	41.605	29.903	173.0	1:44.392	155.94	1.815	10:58:40.235	
25 - D3	32.644	41.410	29.701	173.3	1:43.755	156.90	1.178	11:00:23.990	
26 - D3	32.669	41.181	30.239	173.0	1:44.089	156.39	1.512	11:02:08.079	
27 - D3	32.770	41.317	29.810	<b>174.7</b>	1:43.897	156.68	1.320	11:03:51.976	
28 - D3	33.657	42.899	IN PIT	<b>233.2</b>	3:18.193	<b>P</b> 82.13	1:35.616	11:07:10.169	
29 - D2	OUTLAP	43.496	30.256	172.8	1:52.741	144.39	10.164	11:09:02.910	
30 - D2	32.950	41.838	30.023	172.8	1:44.811	155.31	2.234	11:10:47.721	
31 - D2	32.899	41.817	29.951	172.5	1:44.667	155.53	2.090	11:12:32.388	
32 - D2	32.764	41.311	29.864	173.3	1:43.939	156.62	1.362	11:14:16.327	
33 - D2	32.674	41.482	29.760	173.0	1:43.916	156.65	1.339	11:16:00.243	
34 - D2	32.736	41.295	29.758	172.8	1:43.789	156.84	1.212	11:17:44.032	
35 - D2	32.623	41.176	29.659	173.6	1:43.458	157.35	0.881	11:19:27.490	
36 - D2	32.645	41.275	29.639	173.3	1:43.559	157.19	0.982	11:21:11.049	
37 - D2	33.851	49.481	30.859	173.6	1:54.191	142.56	11.614	11:23:05.240	
38 - D2	32.610	41.424	29.782	173.0	1:43.816	156.80	1.239	11:24:49.056	
39 - D2	32.603	41.200	29.807	173.0	1:43.610	157.11	1.033	11:26:32.666	
40 - D2	32.873	42.804	IN PIT	231.7	5:28.718	<b>P</b> 49.52	3:46.141	11:32:01.384	
41 - D2	OUTLAP	43.197	37.039	173.0	2:01.884	133.56	19.307	11:34:03.268	
42 - D2	<b>32.517</b>	<b>40.652</b>	<b>29.408</b>	173.9	230.7	<b>1:42.577 (1)</b> 158.70		<b>11:35:45.845</b>	
43 - D2	32.521	40.841	29.548	173.3	1:42.910	<b>(2)</b> 158.18	0.333	11:37:28.755	
44 - D2	32.615	43.250	31.219	174.1	1:47.084	152.02	4.507	11:39:15.839	
45 - D2	32.723	43.253	IN PIT	231.2	9:58.257	<b>P</b> 27.21	8:15.680	11:49:14.096	
46 - D2	OUTLAP	43.701	IN PIT	191.1	3:08.690	<b>P</b> 86.27	1:26.113	11:52:22.786	
47 - D1	OUTLAP	41.702	IN PIT	202.6	3:00.795	<b>P</b> 90.04	1:18.218	11:55:23.581	
48 - D3	OUTLAP	42.242	IN PIT	203.3	3:01.879	<b>P</b> 89.50	1:19.302	11:58:25.460	

Weather / Track : Cloudy / Dry

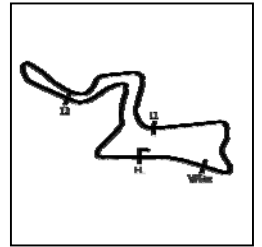
Kyalami Grand Prix Circuit

Circuit Length = 4.522 km

Start: 10:00 Flag 11:59 End: 12:03

# Kyalami 9 Hours

## PAID TEST SESSION 1 - SECTOR ANALYSIS



SECTOR 1 = FL to I1, SECTOR 2 = I1 to I2 SECTOR 3 = I2 to I3, SECTOR 4 = I3 to FL, DIFF = Difference To Personal Best Lap, P = Crossed Finish Line in Pit Lane, D = Time Disallowed

P3 18 Pro KCMG			Nissan GT-R NISMO GT3						
IDEAL LAP TIME : 1:42.421		BEST LAP TIME : 1:42.593		DIFFERENCE : 0.172					
D1: Alexandre IMPERATORI		D2: Edoardo LIBERATI		D3: Oliver JARVIS					
LAP	SECTOR 1	SECTOR 2	SECTOR 3	SPEED TRAP	LAP TIME	KPH	DIFF	TIME OF DAY	
1 - D1			IN PIT					10:00:37.085	
2 - D1	OUTLAP	51.829	35.356	173.6	136.1	2:17.960	117.99	10:02:55.045	
3 - D1	36.279	46.350	31.794	174.7	225.0	1:54.423	142.27	10:04:49.468	
4 - D1	33.851	44.488	31.021	177.0	236.8	1:49.360	148.85	10:06:38.828	
5 - D1	33.389	42.550	30.299	<b>177.6</b>	237.3	1:46.238	153.23	10:08:25.066	
6 - D1	32.805	44.492	IN PIT		237.3	10:15.153	<b>P</b> 26.46	8:32.560	10:18:40.219
7 - D1	OUTLAP	45.385	32.013	156.9	177.9	2:00.483	135.11	17.890	10:20:40.702
8 - D1	36.078	43.489	31.335	176.7	194.9	1:50.902	146.78	8.309	10:22:31.604
9 - D1	33.620	42.230	31.160	177.0	224.0	1:47.010	152.12	4.417	10:24:18.614
10 - D1	32.654	41.822	30.245	175.3	235.8	1:44.721	155.45	2.128	10:26:03.335
11 - D1	32.582	41.246	30.047	176.1	237.3	1:43.875	156.71	1.282	10:27:47.210
12 - D1	32.712	41.531	29.971	175.3	237.3	1:44.214	156.20	1.621	10:29:31.424
13 - D1	32.934	41.922	29.693	175.6	237.3	1:44.549	155.70	1.956	10:31:15.973
14 - D1	32.591	41.178	29.611	175.8	237.8	1:43.380	<b>(3)</b> 157.46	0.787	10:32:59.353
15 - D1	32.728	44.749	33.215	176.1	237.8	1:50.692	147.06	8.099	10:34:50.045
16 - D1	32.578	41.552	IN PIT		236.8	4:34.986	<b>P</b> 59.20	2:52.393	10:39:25.031
17 - D1	OUTLAP	44.314	31.238	175.6	192.5	1:58.393	137.50	15.800	10:41:23.424
18 - D1	33.636	42.535	30.296	176.4	234.7	1:46.467	152.90	3.874	10:43:09.891
19 - D1	32.994	42.039	30.259	175.6	235.8	1:45.292	154.61	2.699	10:44:55.183
20 - D1	33.163	42.435	30.116	174.7	236.8	1:45.714	153.99	3.121	10:46:40.897
21 - D1	32.746	41.905	30.042	175.3	235.2	1:44.693	155.49	2.100	10:48:25.590
22 - D1	32.811	41.634	30.077	175.8	236.3	1:44.522	155.74	1.929	10:50:10.112
23 - D1	34.021	44.501	30.766	175.8	<b>238.9</b>	1:49.288	148.95	6.695	10:51:59.400
24 - D1	32.785	41.552	29.978	175.6	236.3	1:44.315	156.05	1.722	10:53:43.715
25 - D1	32.630	41.314	29.891	175.3	235.8	1:43.835	156.77	1.242	10:55:27.550
26 - D1	33.888	42.260	IN PIT		236.3	3:39.606	<b>P</b> 74.12	1:57.013	10:59:07.156
27 - D2	OUTLAP	46.090	31.406	175.0	148.7	2:01.668	133.80	19.075	11:01:08.824
28 - D2	33.600	42.842	30.612	177.0	235.8	1:47.054	152.06	4.461	11:02:55.878
29 - D2	32.918	42.712	30.406	176.4	236.3	1:46.036	153.52	3.443	11:04:41.914
30 - D2	33.019	41.998	30.242	176.7	236.3	1:45.259	154.65	2.666	11:06:27.173
31 - D2	33.229	41.852	30.189	177.3	236.3	1:45.270	154.64	2.677	11:08:12.443
32 - D2	32.814	41.919	29.897	176.7	236.8	1:44.630	155.58	2.037	11:09:57.073
33 - D2	32.665	41.662	29.732	175.8	237.3	1:44.059	156.44	1.466	11:11:41.132
34 - D2	32.603	41.553	29.818	176.1	235.8	1:43.974	156.56	1.381	11:13:25.106
35 - D2	32.624	43.987	33.547	177.3	236.8	1:50.158	147.78	7.565	11:15:15.264
36 - D2	32.697	41.391	IN PIT		237.3	8:59.535	<b>P</b> 30.17	7:16.942	11:24:14.799
37 - D2	OUTLAP	51.724	32.692	167.4	155.1	2:14.808	120.75	32.215	11:26:29.607
38 - D2	42.320	42.841	32.368	177.0	190.1	1:57.529	138.51	14.936	11:28:27.136
39 - D2	32.554	40.792	<b>29.447</b>	177.0	235.8	1:42.793	<b>(2)</b> 158.36	0.200	11:30:09.929
<b>40 - D2</b>	<b>32.282</b>	<b>40.692</b>	29.619	175.8	235.8	<b>1:42.593</b>	<b>(1)</b> <b>158.67</b>		<b>11:31:52.522</b>
41 - D2	32.985	41.515	IN PIT		236.8	3:46.187	<b>P</b> 71.97	2:03.594	11:35:38.709
42 - D1	OUTLAP	46.358	33.358	176.1	199.6	2:02.073	133.35	19.480	11:37:40.782
43 - D1	32.602	41.572	30.430	176.7	235.8	1:44.604	155.62	2.011	11:39:25.386
44 - D1	32.624	41.397	IN PIT		237.8	8:39.261	<b>P</b> 31.35	6:56.668	11:48:04.647
45 - D3	OUTLAP	45.301	31.422	175.6	191.4	2:00.748	134.81	18.155	11:50:05.395
46 - D3	32.627	42.663	31.771	176.1	234.7	1:47.061	152.05	4.468	11:51:52.456
47 - D3	32.622	41.293	29.840	175.8	234.7	1:43.755	156.90	1.162	11:53:36.211
48 - D3	32.541	41.504	29.964	174.4	235.2	1:44.009	156.51	1.416	11:55:20.220
49 - D3	33.110	43.832	29.946	175.8	235.2	1:46.888	152.30	4.295	11:57:07.108
50 - D3	32.587	41.471	29.687	174.1	234.2	1:43.745	156.91	1.152	11:58:50.853

Weather / Track : Cloudy / Dry

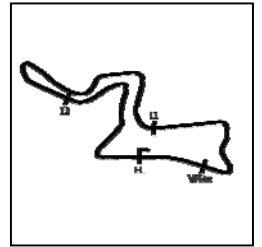
Kyalami Grand Prix Circuit

Circuit Length = 4.522 km

Start: 10:00 Flag 11:59 End: 12:03

# Kyalami 9 Hours

## PAID TEST SESSION 1 - SECTOR ANALYSIS



SECTOR 1 = FL to I1, SECTOR 2 = I1 to I2 SECTOR 3 = I2 to I3, SECTOR 4 = I3 to FL, DIFF = Difference To Personal Best Lap, P = Crossed Finish Line in Pit Lane, D = Time Disallowed

P4 35 Pro KCMG		Nissan GT-R NISMO GT3							
IDEAL LAP TIME : 1:42.660		BEST LAP TIME : 1:42.696		DIFFERENCE : 0.036					
D1: Joao Paulo de OLIVEIRA		D2: Katsumasa CHIYO		D3: Joshua BURDON					
LAP	SECTOR 1	SECTOR 2	SECTOR 3	SPEED TRAP	LAP TIME	KPH	DIFF	TIME OF DAY	
1 - D1			IN PIT					10:01:06.948	
2 - D2	OUTLAP		IN PIT	121.4	6:09.427	P 44.06	4:26.731	10:07:16.375	
3 - D2	OUTLAP	53.917	33.591 174.7	163.3	2:12.097	123.23	29.401	10:09:28.472	
4 - D2	35.670	45.396	31.756 175.8	226.4	1:52.822	144.29	10.126	10:11:21.294	
5 - D2	34.367	43.120	IN PIT	234.7	9:19.946	P 29.07	7:37.250	10:20:41.240	
6 - D2	OUTLAP	45.882	31.717 175.0	192.8	2:03.952	131.33	21.256	10:22:45.192	
7 - D2	33.791	42.740	30.749 174.4	235.8	1:47.280	151.74	4.584	10:24:32.472	
8 - D2	33.205	42.955	IN PIT	236.3	8:41.191	P 31.23	6:58.495	10:33:13.663	
9 - D2	OUTLAP	44.077	33.167 173.6	183.6	2:01.051	134.48	18.355	10:35:14.714	
10 - D2	33.474	44.568	31.739 175.0	233.2	1:49.781	148.28	7.085	10:37:04.495	
11 - D2	32.906	42.895	IN PIT	232.7	8:23.645	P 32.32	6:40.949	10:45:28.140	
12 - D2	OUTLAP	42.964	36.312 176.7	200.0	2:00.019	135.63	17.323	10:47:28.159	
13 - D2	33.085	41.846	30.178 175.3	234.7	1:45.109	154.87	2.413	10:49:13.268	
14 - D2	32.753	41.797	29.950 175.8	234.2	1:44.500	155.78	1.804	10:50:57.768	
15 - D2	32.597	41.421	29.903 175.3	235.8	1:43.921	156.64	1.225	10:52:41.689	
16 - D2	32.572	41.555	30.012 174.4	235.8	1:44.139	156.32	1.443	10:54:25.828	
17 - D2	32.641	42.758	33.299 176.7	236.8	1:48.698	149.76	6.002	10:56:14.526	
18 - D2	<b>32.317</b>	41.330	29.698 176.4	236.8	1:43.345	(2) 157.52	0.649	10:57:57.871	
19 - D2	33.627	43.482	IN PIT	236.8	6:10.249	P 43.96	4:27.553	11:04:08.120	
20 - D3	OUTLAP	45.137	31.272 175.3	166.9	1:59.038	136.75	16.342	11:06:07.158	
21 - D3	32.911	42.413	30.761 175.6	234.7	1:46.085	153.45	3.389	11:07:53.243	
22 - D3	33.443	41.652	29.919 175.8	235.2	1:45.014	155.01	2.318	11:09:38.257	
23 - D3	33.324	41.525	30.226 175.3	235.2	1:45.075	154.92	2.379	11:11:23.332	
24 - D3	32.613	41.151	29.967 174.7	235.2	1:43.731	156.93	1.035	11:13:07.063	
25 - D3	32.903	42.023	30.056 176.1	234.2	1:44.982	155.06	2.286	11:14:52.045	
26 - D3	33.016	41.813	IN PIT	236.3	4:38.218	P 58.51	2:55.522	11:19:30.263	
27 - D3	OUTLAP	43.764	30.348 175.8	188.1	1:57.200	138.90	14.504	11:21:27.463	
<del>28 - D3</del>	32.353	<b>40.847</b>	<b>29.496</b> 176.4	235.8	<b>1:42.696</b>	(1) <b>158.51</b>		<b>11:23:10.159</b>	
29 - D3	33.183	42.289	29.615 175.8	236.3	1:45.087	154.91	2.391	11:24:55.246	
30 - D3	32.413	41.131	IN PIT	235.8	5:39.048	P 48.01	3:56.352	11:30:34.294	
31 - D1	OUTLAP	43.971	31.083 175.8	142.2	2:03.163	132.17	20.467	11:32:37.457	
32 - D1	32.952	41.887	30.467 175.8	236.3	1:45.306	154.58	2.610	11:34:22.763	
33 - D1	32.801	41.678	30.169 176.7	<b>237.3</b>	1:44.648	155.56	1.952	11:36:07.411	
34 - D1	32.521	41.319	29.940 176.4	236.8	1:43.780	156.86	1.084	11:37:51.191	
35 - D1	32.591	41.428	29.788 <b>177.3</b>	236.3	1:43.807	156.82	1.111	11:39:34.998	
36 - D1	33.427	44.098	IN PIT	<b>237.3</b>	8:32.910	P 31.73	6:50.214	11:48:07.908	
37 - D1	OUTLAP	45.397	32.859 175.6	193.5	1:59.288	136.46	16.592	11:50:07.196	
38 - D1	32.491	42.968	32.161 176.4	236.3	1:47.620	151.26	4.924	11:51:54.816	
39 - D1	32.800	44.700	31.153 176.1	236.8	1:48.653	149.82	5.957	11:53:43.469	
40 - D1	32.436	41.378	29.743 175.8	236.8	1:43.557	157.20	0.861	11:55:27.026	
41 - D1	32.559	41.239	29.683 177.0	235.8	1:43.481	157.31	0.785	11:57:10.507	
42 - D1	34.054	43.109	30.584 175.6	236.8	1:47.747	151.08	5.051	11:58:58.254	
43 - D1	32.418	41.211	29.742 175.6	236.3	1:43.371	(3) 157.48	0.675	12:00:41.625	

Weather / Track : Cloudy / Dry

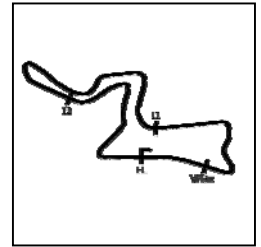
Kyalami Grand Prix Circuit

Circuit Length = 4.522 km

Start: 10:00 Flag 11:59 End: 12:03

# Kyalami 9 Hours

## PAID TEST SESSION 1 - SECTOR ANALYSIS



SECTOR 1 = FL to I1, SECTOR 2 = I1 to I2 SECTOR 3 = I2 to I3, SECTOR 4 = I3 to FL, DIFF = Difference To Personal Best Lap, P = Crossed Finish Line in Pit Lane, D = Time Disallowed

P5 10 Pro Mercedes-AMG Team SPS Automotive Perf Mercedes-AMG GT3										
IDEAL LAP TIME : 1:42.891		BEST LAP TIME : 1:42.891		DIFFERENCE : 0.000						
D1: Yelmer BUURMAN		D2: Luca STOLZ		D3: Maximilian GOETZ						
LAP	SECTOR 1	SECTOR 2	SECTOR 3	SPEED TRAP	LAP TIME	KPH	DIFF	TIME OF DAY		
1 - D1			IN PIT						P	10:00:33.581
2 - D1	OUTLAP	49.098	32.799	171.9	93.6	2:10.525	124.72	27.634		10:02:44.106
3 - D1	34.740	44.718	31.118	172.8	230.2	1:50.576	147.22	7.685		10:04:34.682
4 - D1	33.658	43.385	IN PIT		231.2	5:12.006	P 52.17	3:29.115		10:09:46.688
5 - D1	OUTLAP	43.010	30.237	174.1	206.1	1:51.899	145.48	9.008		10:11:38.587
6 - D1	32.734	42.432	30.081	174.1	231.2	1:45.247	154.67	2.356		10:13:23.834
7 - D1	33.371	41.886	30.068	172.8	232.7	1:45.325	154.56	2.434		10:15:09.159
8 - D1	32.846	41.478	29.887	173.9	231.7	1:44.211	156.21	1.320		10:16:53.370
9 - D1	32.744	41.478	29.678	174.4	232.2	1:43.900	156.68	1.009		10:18:37.270
10 - D1	32.668	41.619	29.776	173.6	233.2	1:44.063	156.43	1.172		10:20:21.333
11 - D1	33.247	42.366	IN PIT		232.2	10:48.971	P 25.08	9:06.080		10:31:10.304
12 - D1	OUTLAP	47.702	33.956	172.8	155.6	2:02.427	132.97	19.536		10:33:12.731
13 - D1	33.037	41.573	30.046	173.6	229.7	1:44.656	155.54	1.765		10:34:57.387
14 - D1	33.102	41.721	29.764	173.3	232.2	1:44.587	155.65	1.696		10:36:41.974
15 - D1	32.767	42.056	29.777	173.6	232.2	1:44.600	155.63	1.709		10:38:26.574
16 - D1	32.637	41.572	29.741	173.6	231.7	1:43.950	156.60	1.059		10:40:10.524
17 - D1	32.804	41.680	30.046	174.1	232.7	1:44.530	155.73	1.639		10:41:55.054
18 - D1	32.878	41.549	29.759	173.9	233.2	1:44.186	156.25	1.295		10:43:39.240
19 - D1	32.595	41.282	29.848	173.6	232.7	1:43.725	156.94	0.834		10:45:22.965
20 - D1	32.656	43.571	30.118	174.4	232.2	1:46.345	153.07	3.454		10:47:09.310
21 - D1	32.624	41.351	29.700	174.1	233.2	1:43.675	157.02	0.784		10:48:52.985
22 - D1	32.632	41.118	30.038	173.3	233.2	1:43.788	156.85	0.897		10:50:36.773
23 - D1	32.633	41.458	IN PIT		233.2	11:59.849	P 22.61	10:16.958		11:02:36.622
24 - D2	OUTLAP	42.541	30.402	173.0	203.3	1:54.296	142.43	11.405		11:04:30.918
25 - D2	33.054	42.821	30.229	173.6	230.2	1:46.104	153.42	3.213		11:06:17.022
26 - D2	32.962	41.749	29.885	173.9	230.7	1:44.596	155.63	1.705		11:08:01.618
27 - D2	32.782	41.440	29.648	173.6	231.7	1:43.870	156.72	0.979		11:09:45.488
28 - D2	32.904	41.390	29.778	173.0	232.2	1:44.072	156.42	1.181		11:11:29.560
29 - D2	32.562	41.422	29.715	173.6	231.7	1:43.699	156.98	0.808		11:13:13.259
30 - D2	32.584	41.132	29.676	174.7	232.2	1:43.392	157.45	0.501		11:14:56.651
31 - D2	32.777	41.741	IN PIT		233.2	6:00.264	P 45.18	4:17.373		11:20:56.915
32 - D2	OUTLAP	41.545	29.677	174.1	206.1	1:49.090	149.22	6.199		11:22:46.005
33 - D2	32.654	41.345	29.690	173.3	232.7	1:43.689	157.00	0.798		11:24:29.694
34 - D2	32.593	41.051	29.660	173.9	232.7	1:43.304	(2) 157.58	0.413		11:26:12.998
35 - D2	32.735	41.463	IN PIT		232.7	1:57.316	P 138.76	14.425		11:28:10.314
36 - D2	OUTLAP	41.594	IN PIT		207.2	4:27.056	P 60.95	2:44.165		11:32:37.370
37 - D3	OUTLAP	43.018	30.777	174.1	202.2	1:53.064	143.98	10.173		11:34:30.434
38 - D3	33.078	42.413	IN PIT		234.7	3:53.055	P 69.85	2:10.164		11:38:23.489
39 - D3	OUTLAP	42.350	30.182	174.1	206.8	1:50.581	147.21	7.690		11:40:14.070
40 - D3	42.575	1:19.495	IN PIT		231.7	8:04.706	P 33.58	6:21.815		11:48:18.776
41 - D3	OUTLAP	45.372	33.764	172.8	183.3	2:02.228	133.18	19.337		11:50:21.004
42 - D3	33.690	42.959	31.177	173.6	230.7	1:47.826	150.97	4.935		11:52:08.830
43 - D3	32.726	41.393	30.782	174.1	231.7	1:44.901	155.18	2.010		11:53:53.731
44 - D3	32.580	41.164	30.547	174.7	232.2	1:44.291	156.09	1.400		11:55:38.022
45 - D3	32.544	40.973	29.815	172.8	231.7	1:43.332	(3) 157.54	0.441		11:57:21.354
46 - D3	32.509	42.731	31.721	174.1	231.2	1:46.961	152.19	4.070		11:59:08.315
47 - D3	32.495	40.879	29.517	173.6	231.2	1:42.891	(1) 158.21			12:00:51.206

Weather / Track : Cloudy / Dry

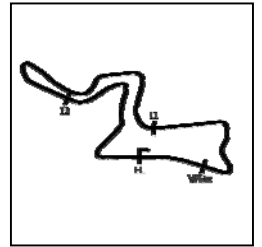
Kyalami Grand Prix Circuit

Circuit Length = 4.522 km

Start: 10:00 Flag 11:59 End: 12:03

# Kyalami 9 Hours

## PAID TEST SESSION 1 - SECTOR ANALYSIS



SECTOR 1 = FL to I1, SECTOR 2 = I1 to I2 SECTOR 3 = I2 to I3, SECTOR 4 = I3 to FL, DIFF = Difference To Personal Best Lap, P = Crossed Finish Line in Pit Lane, D = Time Disallowed

P6 76 Pro R-Motorsport		Aston Martin Vantage AMR GT3							
IDEAL LAP TIME : 1:42.895		BEST LAP TIME : 1:42.974		DIFFERENCE : 0.079					
D1: Maxime MARTIN		D2: Enaam AHMED		D3: Jake DENNIS					
LAP	SECTOR 1	SECTOR 2	SECTOR 3	SPEED TRAP	LAP TIME	KPH	DIFF	TIME OF DAY	
1 - D1			IN PIT				<b>P</b>	10:00:40.732	
2 - D3	OUTLAP		IN PIT	146.9	2:32.209	106.95	49.235	10:03:12.941	
3 - D3	OUTLAP	52.814	33.142	171.1	188.4	2:03.855	131.43	20.881	
4 - D3	35.052	44.049	32.249	171.9	232.7	1:51.350	146.19	8.376	
5 - D3	33.223	42.083	31.401	175.0	233.7	1:46.707	152.55	3.733	
6 - D3	32.931	41.813	30.419	175.3	235.2	1:45.163	154.79	2.189	
7 - D3	33.175	41.492	30.248	175.6	235.8	1:44.915	155.16	1.941	
8 - D3	32.872	41.613	30.287	174.4	236.3	1:44.772	155.37	1.798	
9 - D3	34.444	47.065	IN PIT	235.2	5:43.676	<b>P</b>	47.36	4:00.702	
10 - D1	OUTLAP	43.930	30.893	173.9	203.7	1:55.273	141.22	12.299	
11 - D1	33.560	42.346	30.279	174.7	234.2	1:46.185	153.30	3.211	
12 - D1	32.819	41.894	31.098	174.7	235.8	1:45.811	153.85	2.837	
13 - D1	32.883	41.809	30.166	173.6	235.8	1:44.858	155.24	1.884	
14 - D1	32.862	41.650	30.344	174.1	235.8	1:44.856	155.25	1.882	
15 - D1	32.896	41.546	30.124	173.6	235.8	1:44.566	155.68	1.592	
16 - D1	32.821	41.538	29.985	174.7	236.3	1:44.344	156.01	1.370	
17 - D1	32.950	42.886	IN PIT	235.8	7:36.403	<b>P</b>	35.66	5:53.429	
18 - D2	OUTLAP	49.921	34.142	172.2	175.6	2:12.411	122.94	29.437	
19 - D2	35.370	45.537	31.769	173.9	233.7	1:52.676	144.47	9.702	
20 - D2	33.949	43.815	31.045	175.0	234.2	1:48.809	149.61	5.835	
21 - D2	33.549	42.883	30.971	171.9	235.2	1:47.403	151.57	4.429	
22 - D2	33.571	42.780	30.610	173.3	235.2	1:46.961	152.19	3.987	
23 - D2	37.540	52.581	34.532	174.4	236.3	2:04.653	130.59	21.679	
24 - D2	33.268	43.582	31.047	174.1	<b>236.8</b>	1:47.897	150.87	4.923	
25 - D2	33.135	42.817	30.574	172.8	<b>236.8</b>	1:46.526	152.81	3.552	
26 - D2	34.119	43.205	IN PIT	236.3	5:55.082	<b>P</b>	45.84	4:12.108	
27 - D2	OUTLAP	50.287	34.963	174.1	125.1	2:15.273	120.34	32.299	
28 - D2	33.010	42.308	30.242	174.7	234.7	1:45.560	154.21	2.586	
29 - D2	32.932	41.974	30.324	174.7	235.8	1:45.230	154.70	2.256	
30 - D2	33.136	43.736	32.586	<b>175.8</b>	235.8	1:49.458	148.72	6.484	
31 - D2	32.829	45.912	IN PIT	236.3	3:34.288	<b>P</b>	75.96	1:51.314	
32 - D1	OUTLAP	45.670	30.884	175.0	183.9	1:59.628	136.08	16.654	
33 - D1	32.987	41.643	29.917	174.7	235.8	1:44.547	155.71	1.573	
34 - D1	32.625	41.303	29.838	<b>175.8</b>	235.8	1:43.766	(2) 156.88	0.792	
35 - D1	32.675	41.468	29.805	175.3	235.8	1:43.948	(3) 156.60	0.974	
36 - D1	32.722	41.684	IN PIT	<b>236.8</b>	3:49.067	<b>P</b>	71.06	2:06.093	
37 - D3	OUTLAP	43.618	31.723	171.9	188.1	1:57.054	139.07	14.080	
38 - D3	33.220	41.603	30.194	174.4	234.2	1:45.017	155.01	2.043	
39 - D3	32.781	41.441	30.042	175.0	235.8	1:44.264	156.13	1.290	
40 - D3	32.687	41.725	IN PIT	235.8	2:41.583	<b>P</b>	100.74	58.609	
41 - D3	OUTLAP	44.520	30.970	174.7	196.3	1:57.535	138.50	14.561	
42 - D3	32.442	<b>40.772</b>	31.265	173.9	234.7	1:44.479	155.81	1.505	
43 - D3	<b>32.368</b>	40.851	<b>29.755</b>	175.6	235.8	<b>1:42.974</b>	(1) <b>158.09</b>	<b>11:34:58.790</b>	
44 - D3	36.688	48.819	38.332	<b>175.8</b>	197.4	2:03.839	131.45	20.865	
45 - D3	33.800	47.603	IN PIT	235.8	10:09.691	<b>P</b>	26.70	8:26.717	
46 - D2	OUTLAP	50.583	34.048	173.9	182.1	2:11.552	123.74	28.578	
47 - D2	33.035	42.582	31.016	173.3	232.7	1:46.633	152.66	3.659	
48 - D2	32.748	45.579	35.180	173.9	234.2	1:53.507	143.42	10.533	
49 - D2	32.909	42.001	30.610	174.7	234.2	1:45.520	154.27	2.546	
50 - D2	32.862	41.565	30.332	174.1	234.7	1:44.759	155.39	1.785	
51 - D2	33.063	41.749	30.091	174.7	234.7	1:44.903	155.18	1.929	

Weather / Track : Cloudy / Dry

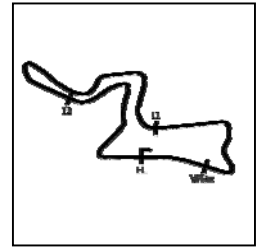
Kyalami Grand Prix Circuit

Circuit Length = 4.522 km

Start: 10:00 Flag 11:59 End: 12:03

# Kyalami 9 Hours

## PAID TEST SESSION 1 - SECTOR ANALYSIS



SECTOR 1 = FL to I1, SECTOR 2 = I1 to I2 SECTOR 3 = I2 to I3, SECTOR 4 = I3 to FL, DIFF = Difference To Personal Best Lap, P = Crossed Finish Line in Pit Lane, D = Time Disallowed

P7 999 Pro		Mercedes-AMG Team GruppeM Racing			Mercedes-AMG GT3				
IDEAL LAP TIME : 1:42.777		BEST LAP TIME : 1:43.001			DIFFERENCE : 0.224				
D1: Maxi BUHK		D2: Maro ENGEL		D3: Raffaele MARCIELLO					
LAP	SECTOR 1	SECTOR 2	SECTOR 3	SPEED TRAP	LAP TIME	KPH	DIFF	TIME OF DAY	
1 - D1	OUTLAP		IN PIT					10:00:58.051	
2 - D3	OUTLAP	47.438	33.917	170.8	2:06.462	128.72	23.461	10:03:04.513	
3 - D3	34.835	42.967	31.311	172.8	2:18.1	149.19	6.112	10:04:53.626	
4 - D3	33.765	42.233	30.345	173.3	2:16.343	153.08	3.342	10:06:39.969	
5 - D3	33.718	42.041	30.171	173.9	2:15.930	153.67	2.929	10:08:25.899	
6 - D3	41.886	45.015	30.190	174.1	2:15.091	139.03	14.090	10:10:22.990	
7 - D3	32.853	41.444	30.311	174.4	2:14.608	155.62	1.607	10:12:07.598	
8 - D3	32.845	41.524	29.781	173.9	2:14.150	156.30	1.149	10:13:51.748	
9 - D3	32.980	43.467	30.325	174.1	2:14.772	152.46	3.771	10:15:38.520	
10 - D3	33.112	41.092	IN PIT		2:14.703	29.83	7:22.702	10:24:44.223	
11 - D1	OUTLAP	44.470	31.563	172.8	2:15.175	140.12	13.174	10:26:40.398	
12 - D1	33.279	42.467	30.890	173.3	2:14.636	152.66	3.635	10:28:27.034	
13 - D1	33.153	42.086	30.022	173.9	2:15.261	154.65	2.260	10:30:12.295	
14 - D1	33.126	42.057	29.876	173.9	2:15.059	154.95	2.058	10:31:57.354	
15 - D1	33.037	41.756	29.808	174.4	2:14.601	155.63	1.600	10:33:41.955	
16 - D1	33.206	41.721	29.747	174.4	2:14.674	155.52	1.673	10:35:26.629	
17 - D1	32.956	41.779	29.760	175.0	2:14.495	155.78	1.494	10:37:11.124	
18 - D1	32.951	41.950	29.885	173.9	2:14.786	155.35	1.785	10:38:55.910	
19 - D1	32.666	41.375	29.623	173.6	2:13.664	157.03	0.663	10:40:39.574	
20 - D1	32.485	41.311	29.615	174.1	2:13.411	157.42	0.410	10:42:22.985	
21 - D1	32.594	41.197	29.618	174.4	2:13.409	157.42	0.408	10:44:06.394	
22 - D1	33.228	41.701	IN PIT		2:13.566	29.78	7:23.565	10:53:12.960	
23 - D2	OUTLAP	47.790	33.198	170.8	2:04.941	130.29	21.940	10:55:17.901	
24 - D2	34.649	44.884	32.085	172.2	2:15.618	145.84	8.617	10:57:09.519	
25 - D2	33.218	46.783	IN PIT		2:14.409	96.09	1:06.408	10:59:58.928	
26 - D2	OUTLAP	47.900	34.125	172.5	2:00.646	134.93	17.645	11:01:59.574	
27 - D2	32.980	42.349	30.144	173.9	2:15.473	154.34	2.472	11:03:45.047	
28 - D2	33.103	41.571	30.395	173.9	2:15.069	154.93	2.068	11:05:30.116	
29 - D2	32.756	41.585	29.869	174.1	2:14.210	156.21	1.209	11:07:14.326	
30 - D2	32.619	41.353	29.906	172.8	2:13.878	156.71	0.877	11:08:58.204	
31 - D2	32.887	41.171	29.768	173.6	2:13.826	156.79	0.825	11:10:42.030	
32 - D2	32.608	41.160	29.681	173.6	2:13.449	157.36	0.448	11:12:25.479	
33 - D2	32.577	41.274	29.707	174.1	2:13.558	157.19	0.557	11:14:09.037	
34 - D2	33.111	42.313	33.774	175.6	2:14.198	149.07	6.197	11:15:58.235	
35 - D2	<b>32.398</b>	41.214	<b>29.509</b>	175.0	2:13.121	157.86	0.120	11:17:41.356	
36 - D2	32.521	41.406	IN PIT		2:09.980	37.86	5:26.979	11:24:51.336	
37 - D3	OUTLAP	42.234	32.579	174.4	2:15.451	139.79	13.450	11:26:47.787	
38 - D3	32.672	41.746	29.903	174.1	2:14.321	156.04	1.320	11:28:32.108	
39 - D3	32.919	44.424	39.792	<b>176.1</b>	2:15.135	138.97	14.134	11:30:29.243	
40 - D3	32.821	41.635	30.114	174.1	2:14.570	155.67	1.569	11:32:13.813	
41 - D3	32.741	41.296	29.604	174.7	2:13.641	157.07	0.640	11:33:57.454	
42 - D3	32.602	<b>40.870</b>	29.529	174.7	<b>2:13.001</b>	<b>158.04</b>		<b>11:35:40.455</b>	
43 - D3	32.579	41.700	IN PIT		2:14.796	101.24	57.795	11:38:21.251	
44 - D3	OUTLAP	40.923	IN PIT		10:03.260	26.98	8:20.259	11:48:24.511	
45 - D3	OUTLAP	43.095	IN PIT		2:14.553	98.92	1:01.552	11:51:09.064	
46 - D3	OUTLAP	41.098	IN PIT		2:14.542	100.77	58.541	11:53:50.606	
47 - D1	OUTLAP	42.090	29.697	175.0	2:15.129	147.81	7.128	11:55:40.735	
48 - D1	33.018	41.518	IN PIT		2:14.557	105.32	51.556	11:58:15.292	

Weather / Track : Cloudy / Dry

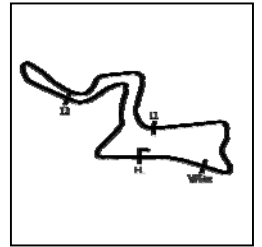
Kyalami Grand Prix Circuit

Circuit Length = 4.522 km

Start: 10:00 Flag 11:59 End: 12:03

# Kyalami 9 Hours

## PAID TEST SESSION 1 - SECTOR ANALYSIS



SECTOR 1 = FL to I1, SECTOR 2 = I1 to I2 SECTOR 3 = I2 to I3, SECTOR 4 = I3 to FL, DIFF = Difference To Personal Best Lap, P = Crossed Finish Line in Pit Lane, D = Time Disallowed

P8 12 Pro		Dinamic Motorsport		Porsche 911 GT3 R					
IDEAL LAP TIME : 1:42.996		BEST LAP TIME : 1:43.019		DIFFERENCE : 0.023					
D1: Laurens VANTHOOR		D2: Earl BAMBER		D3: Matt CAMPBELL					
LAP	SECTOR 1	SECTOR 2	SECTOR 3	SPEED TRAP	LAP TIME	KPH	DIFF	TIME OF DAY	
1 - D1			IN PIT					10:01:11.540	
2 - D1	OUTLAP		IN PIT	129.3	3:53.332	P 69.76	2:10.313	10:05:04.872	
3 - D1	OUTLAP	44.066	31.710	169.5	189.4	1:56.450	139.79	10:07:01.322	
4 - D1	33.894	42.427	30.050	173.0	229.7	1:46.371	153.04	10:08:47.693	
5 - D1	33.151	42.163	30.297	173.9	231.7	1:45.611	154.14	10:10:33.304	
6 - D1	32.780	41.530	29.707	173.0	232.7	1:44.017	156.50	10:12:17.321	
7 - D1	32.820	41.338	30.071	173.0	233.7	1:44.229	156.18	10:14:01.550	
8 - D1	33.095	42.257	IN PIT	234.2	4:02.835	P 67.03	2:19.816	10:18:04.385	
9 - D1	OUTLAP	42.011	29.929	173.6	199.6	2:01.976	133.46	10:20:06.361	
10 - D1	32.741	41.717	30.004	172.8	233.2	1:44.462	155.83	10:21:50.823	
11 - D1	32.761	41.705	33.832	174.4	233.2	1:48.298	150.31	10:23:39.121	
12 - D1	32.592	41.398	29.970	174.1	233.7	1:43.960	156.59	10:25:23.081	
13 - D1	33.251	42.516	IN PIT	234.7	3:58.401	P 68.28	2:15.382	10:29:21.482	
14 - D2	OUTLAP	44.439	31.073	173.0	165.6	1:57.857	138.12	10:31:19.339	
15 - D2	33.350	41.978	1:30.898	233.7	2:46.226	97.93	1:03.207	10:34:05.565	
16 - D2	36.304	42.166	IN PIT	210.5	14:54.563	P 18.19	13:11.544	10:49:00.128	
17 - D2	OUTLAP	42.118	30.333	172.2	183.0	1:53.033	144.02	10:50:53.161	
18 - D2	32.970	42.345	30.010	172.8	231.7	1:45.325	154.56	10:52:38.486	
19 - D2	33.012	42.390	30.166	173.0	233.2	1:45.568	154.20	10:54:24.054	
20 - D2	32.909	41.439	31.499	173.0	233.2	1:45.847	153.79	10:56:09.901	
21 - D2	32.881	41.251	29.925	173.3	233.2	1:44.057	156.44	10:57:53.958	
22 - D2	32.626	40.979	29.977	173.3	233.2	1:43.582 (2)	157.16	10:59:37.540	
23 - D2	32.829	41.652	IN PIT	233.2	5:07.580	P 52.92	3:24.561	11:04:45.120	
24 - D2	OUTLAP	43.178	31.859	173.3	159.0	1:56.420	139.83	11:06:41.540	
25 - D2	33.054	41.149	31.226	172.8	231.7	1:45.429	154.40	11:08:26.969	
26 - D2	33.433	41.242	29.901	173.3	232.2	1:44.576	155.66	11:10:11.545	
27 - D2	32.746	41.406	29.832	173.0	232.7	1:43.984	156.55	11:11:55.529	
28 - D2	32.747	41.540	29.817	173.9	232.7	1:44.104	156.37	11:13:39.633	
29 - D2	32.685	41.226	29.807	173.6	232.7	1:43.718	156.95	11:15:23.351	
30 - D2	32.687	41.223	35.784	174.7	234.2	1:49.694	148.40	11:17:13.045	
31 - D2	32.789	42.002	IN PIT	234.2	3:27.844	P 78.32	1:44.825	11:20:40.889	
32 - D3	OUTLAP	44.620	30.700	173.6	154.9	1:57.968	137.99	11:22:38.857	
33 - D3	32.823	42.610	30.180	173.0	233.2	1:45.613	154.14	11:24:24.470	
34 - D3	32.830	41.790	29.833	172.5	233.2	1:44.453	155.85	11:26:08.923	
35 - D3	32.632	46.237	30.880	174.7	232.7	1:49.749	148.33	11:27:58.672	
36 - D3	32.650	41.674	31.709	164.1	233.2	1:46.033	153.52	11:29:44.705	
37 - D3	33.790	41.459	31.149	175.6	233.6	1:46.398	153.00	11:31:31.103	
38 - D3	32.708	41.995	31.137	176.1	234.7	1:45.840	153.80	11:33:16.943	
39 - D3	33.285	41.530	29.832	173.9	235.2	1:44.647	155.56	11:35:01.590	
40 - D3	32.620	41.978	IN PIT	234.7	4:03.131	P 66.95	2:20.112	11:39:04.721	
41 - D3	OUTLAP	43.598	32.526	174.1	173.0	10:56.793	24.78	11:50:01.514	
42 - D3	32.619	41.279	33.633	174.4	231.7	1:47.531	151.39	11:51:49.045	
43 - D3	32.516	40.831	29.672	172.5	232.2	1:43.019 (1)	158.02	11:53:32.064	
44 - D3	32.532	42.401	31.154	174.4	232.2	1:46.087	153.45	11:55:18.151	
45 - D3	32.765	41.121	29.755	172.2	232.2	1:43.641 (3)	157.07	11:57:01.792	
46 - D3	32.591	41.130	30.462	173.3	231.2	1:44.183	156.25	11:58:45.975	

Weather / Track : Cloudy / Dry

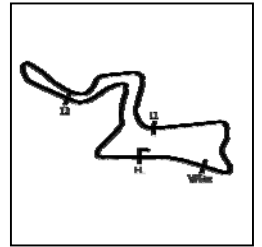
Kyalami Grand Prix Circuit

Circuit Length = 4.522 km

Start: 10:00 Flag 11:59 End: 12:03

# Kyalami 9 Hours

## PAID TEST SESSION 1 - SECTOR ANALYSIS



SECTOR 1 = FL to I1, SECTOR 2 = I1 to I2 SECTOR 3 = I2 to I3, SECTOR 4 = I3 to FL, DIFF = Difference To Personal Best Lap, P = Crossed Finish Line in Pit Lane, D = Time Disallowed

P9 911 Pro		KUS Team 75 Bernhard			Porsche 911 GT3 R				
IDEAL LAP TIME : 1:43.058		BEST LAP TIME : 1:43.242			DIFFERENCE : 0.184				
D1: Romain DUMAS		D2: Dirk WERNER			D3: Sven MUELLER				
LAP	SECTOR 1	SECTOR 2	SECTOR 3	SPEED TRAP	LAP TIME	KPH	DIFF	TIME OF DAY	
1 - D1			IN PIT					10:00:17.620	
2 - D2	OUTLAP	54.980	36.349	168.2	2:19.368	116.80	36.126	10:02:36.988	
3 - D2	39.897	49.048	32.944	172.2	2:01.889	133.55	18.647	10:04:38.877	
4 - D2	36.894	46.448	31.804	172.2	1:55.146	141.37	11.904	10:06:34.023	
5 - D2	34.837	44.484	31.396	173.0	1:50.717	147.03	7.475	10:08:24.740	
6 - D2	34.489	44.613	31.655	<b>173.9</b>	1:50.757	146.98	7.515	10:10:15.497	
7 - D2	33.471	44.371	31.177	<b>173.9</b>	1:49.019	149.32	5.777	10:12:04.516	
8 - D2	34.407	47.012	IN PIT	234.2	3:16.781	<b>P</b> 82.72	1:33.539	10:15:21.297	
9 - D2	OUTLAP	43.909	30.921	173.0	1:54.473	142.20	11.231	10:17:15.770	
10 - D2	33.447	43.308	IN PIT	233.7	3:07.364	<b>P</b> 86.88	1:24.122	10:20:23.134	
11 - D2	OUTLAP	43.674	IN PIT	206.5	12:09.076	<b>P</b> 22.32	10:25.834	10:32:32.210	
12 - D2	OUTLAP	44.883	31.316	170.6	1:58.750	137.08	15.508	10:34:30.960	
13 - D2	33.829	42.088	30.186	172.8	1:46.103	153.42	2.861	10:36:17.063	
14 - D2	33.133	41.878	30.359	172.5	1:45.370	154.49	2.128	10:38:02.433	
15 - D2	32.699	41.461	29.805	172.5	1:43.965	156.58	0.723	10:39:46.398	
16 - D2	32.873	42.109	29.943	172.5	1:44.925	155.15	1.683	10:41:31.323	
17 - D2	32.963	41.615	31.021	172.5	1:45.599	154.16	2.357	10:43:16.922	
18 - D2	32.959	41.749	29.981	173.3	1:44.689	155.50	1.447	10:45:01.611	
19 - D2	32.782	41.902	30.872	171.4	1:45.556	154.22	2.314	10:46:47.167	
20 - D2	33.093	42.150	30.042	172.5	1:45.285	154.62	2.043	10:48:32.452	
21 - D2	32.979	41.937	29.860	172.2	1:44.776	155.37	1.534	10:50:17.228	
22 - D2	32.941	41.747	30.897	171.9	1:45.585	154.18	2.343	10:52:02.813	
23 - D2	33.075	42.089	30.127	172.2	1:45.291	154.61	2.049	10:53:48.104	
24 - D2	32.925	41.385	29.860	172.2	1:44.170	156.27	0.928	10:55:32.274	
25 - D2	32.644	41.656	29.821	172.2	1:44.121	156.34	0.879	10:57:16.395	
26 - D2	32.710	41.320	29.844	172.5	1:43.874	156.72	0.632	10:59:00.269	
27 - D2	32.734	41.826	29.999	172.2	1:44.559	155.69	1.317	11:00:44.828	
28 - D2	32.771	41.553	29.784	172.2	1:44.108	156.36	0.866	11:02:28.936	
29 - D2	32.755	41.550	29.881	172.2	1:44.186	156.25	0.944	11:04:13.122	
30 - D2	<b>32.585</b>	41.515	29.790	172.2	1:43.890	156.69	0.648	11:05:57.012	
31 - D2	33.110	41.422	29.964	173.0	1:44.496	155.78	1.254	11:07:41.508	
32 - D2	32.929	41.732	IN PIT	232.7	3:44.890	<b>P</b> 72.38	2:01.648	11:11:26.398	
33 - D3	OUTLAP	44.617	32.360	171.9	1:56.787	139.39	13.545	11:13:23.185	
34 - D3	33.155	43.370	31.028	173.0	1:47.553	151.35	4.311	11:15:10.738	
35 - D3	32.904	42.479	30.293	173.0	1:45.676	154.04	2.434	11:16:56.414	
36 - D3	32.821	42.010	30.214	173.0	1:45.045	154.97	1.803	11:18:41.459	
37 - D3	33.079	42.214	30.062	172.5	1:45.355	154.51	2.113	11:20:26.814	
38 - D3	32.764	41.953	29.774	172.5	1:44.491	155.79	1.249	11:22:11.305	
39 - D3	32.838	42.393	30.052	172.2	1:45.283	154.62	2.041	11:23:56.588	
40 - D3	32.860	41.623	29.842	171.7	1:44.325	156.04	1.083	11:25:40.913	
41 - D3	32.953	41.569	29.893	171.4	1:44.415	155.90	1.173	11:27:25.328	
42 - D3	32.786	41.418	29.764	173.0	1:43.968	156.57	0.726	11:29:09.296	
43 - D3	32.698	41.649	29.841	173.0	1:44.188	156.24	0.946	11:30:53.484	
44 - D3	32.769	41.468	30.019	173.3	1:44.256	156.14	1.014	11:32:37.740	
45 - D3	33.305	42.032	31.357	173.3	1:46.694	152.57	3.452	11:34:24.434	
46 - D3	32.679	41.445	29.686	173.6	1:43.810	<b>(2)</b> 156.81	0.568	11:36:08.244	
47 - D3	OUTLAP	43.870	30.853	170.8	13:50.905	19.59	12:07.663	11:49:59.149	
48 - D3	33.646	41.846	31.703	173.6	1:47.195	151.86	3.953	11:51:46.344	
49 - D3	32.769	<b>41.053</b>	<b>29.420</b>	171.9	<b>1:43.242</b>	<b>(1)</b> 157.68		<b>11:53:29.586</b>	
50 - D3	32.792	41.286	32.169	172.2	1:46.247	153.22	3.005	11:55:15.833	
51 - D3	32.692	41.424	29.733	172.2	1:43.849	<b>(3)</b> 156.75	0.607	11:56:59.682	

Weather / Track : Cloudy / Dry

Kyalami Grand Prix Circuit

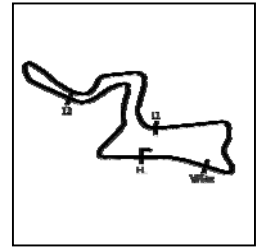
Circuit Length = 4.522 km

Start: 10:00 Flag 11:59 End: 12:03



# Kyalami 9 Hours

## PAID TEST SESSION 1 - SECTOR ANALYSIS



SECTOR 1 = FL to I1, SECTOR 2 = I1 to I2 SECTOR 3 = I2 to I3, SECTOR 4 = I3 to FL, DIFF = Difference To Personal Best Lap, P = Crossed Finish Line in Pit Lane, D = Time Disallowed

P10 20 Pro		GPX Racing		Porsche 911 GT3 R					
IDEAL LAP TIME : 1:43.054		BEST LAP TIME : 1:43.252		DIFFERENCE : 0.198					
D1: Michael CHRISTENSEN		D2: Kevin ESTRE		D3: Richard LIETZ					
LAP	SECTOR 1	SECTOR 2	SECTOR 3	SPEED TRAP	LAP TIME	KPH	DIFF	TIME OF DAY	
1 - D1			IN PIT					10:15:23.893	
2 - D2	OUTLAP	48.429	34.506	170.3	2:09.427	125.77	26.175	10:17:33.320	
3 - D2	34.564	43.361	30.511	172.2	1:48.436	150.12	5.184	10:19:21.756	
4 - D2	33.399	41.833	29.932	171.4	1:45.164	154.79	1.912	10:21:06.920	
5 - D2	32.994	41.965	30.082	173.9	1:45.041	154.97	1.789	10:22:51.961	
6 - D2	32.928	41.706	29.851	173.3	1:44.485	155.80	1.233	10:24:36.446	
7 - D2	32.820	41.228	29.818	172.8	1:43.866	156.73	0.614	10:26:20.312	
8 - D2	33.032	41.308	29.728	173.3	1:44.068	156.42	0.816	10:28:04.380	
9 - D2	33.091	41.194	29.686	173.3	1:43.971	156.57	0.719	10:29:48.351	
10 - D2	32.718	41.456	29.925	173.6	1:44.099	156.38	0.847	10:31:32.450	
11 - D2	33.192	41.756	IN PIT	233.7	8:02.475	33.74	6:19.223	10:39:34.925	
12 - D2	OUTLAP	41.658	31.741	173.3	1:52.395	144.83	9.143	10:41:27.320	
13 - D2	32.806	41.860	29.910	173.6	1:44.576	155.66	1.324	10:43:11.896	
14 - D2	32.845	41.303	29.877	173.9	1:44.025	156.49	0.773	10:44:55.921	
15 - D2	32.899	42.437	33.001	173.6	1:48.337	150.26	5.085	10:46:44.258	
16 - D2	32.780	41.289	29.639	173.3	1:43.708	156.97	0.456	10:48:27.966	
17 - D2	32.592	41.150	IN PIT	233.2	3:59.588	67.94	2:16.336	10:52:27.554	
18 - D1	OUTLAP	43.249	31.119	173.0	1:53.546	143.37	10.294	10:54:21.100	
19 - D1	34.103	41.878	30.510	173.3	1:46.491	152.86	3.239	10:56:07.591	
20 - D1	33.042	41.716	30.086	172.8	1:44.844	155.27	1.592	10:57:52.435	
21 - D1	32.818	41.627	29.986	173.3	1:44.431	155.88	1.179	10:59:36.866	
22 - D1	32.778	41.544	29.782	173.9	1:44.104	156.37	0.852	11:01:20.970	
23 - D1	32.574	41.173	29.840	172.8	1:43.587	(3) 157.15	0.335	11:03:04.557	
24 - D1	32.647	41.597	31.871	174.4	1:46.115	153.41	2.863	11:04:50.672	
25 - D1	32.672	41.205	29.985	174.1	1:43.862	156.73	0.610	11:06:34.534	
26 - D1	32.565	40.953	29.734	173.9	1:43.252	(1) 157.66		11:08:17.786	
27 - D1	32.736	42.045	IN PIT	234.2	3:27.752	78.35	1:44.500	11:11:45.538	
28 - D3	OUTLAP	45.349	32.001	173.0	2:04.143	131.13	20.891	11:13:49.681	
29 - D3	35.539	44.302	31.167	173.9	1:51.008	146.64	7.756	11:15:40.689	
30 - D3	33.300	42.478	30.481	174.4	1:46.259	153.20	3.007	11:17:26.948	
31 - D3	32.824	41.894	30.143	174.4	1:44.861	155.24	1.609	11:19:11.809	
32 - D3	32.582	41.877	30.093	173.0	1:44.552	155.70	1.300	11:20:56.361	
33 - D3	32.942	42.002	30.087	173.3	1:45.031	154.99	1.779	11:22:41.392	
34 - D3	32.720	41.742	30.195	174.1	1:44.657	155.54	1.405	11:24:26.049	
35 - D3	32.619	41.646	30.041	174.4	1:44.306	156.07	1.054	11:26:10.355	
36 - D3	32.662	42.440	30.045	174.1	1:45.147	154.82	1.895	11:27:55.502	
37 - D3	32.619	41.256	29.754	173.9	1:43.629	157.09	0.377	11:29:39.131	
38 - D3	34.019	43.685	IN PIT	231.2	18:30.868	14.65	16:47.616	11:48:09.999	
39 - D3	OUTLAP	48.868	37.196	149.3	2:13.263	122.15	30.011	11:50:23.262	
40 - D3	38.301	49.871	33.805	171.1	2:01.977	133.46	18.725	11:52:25.239	
41 - D3	36.951	45.248	32.909	154.7	1:55.108	141.42	11.856	11:54:20.347	
42 - D3	39.256	46.138	32.474	171.4	1:57.868	138.11	14.616	11:56:18.215	
43 - D3	33.158	43.012	30.585	172.8	1:46.755	152.49	3.503	11:58:04.970	
44 - D3	33.017	41.519	29.894	173.0	1:44.430	155.88	1.178	11:59:49.400	
45 - D3	32.636	41.087	29.536	173.9	1:43.259	(2) 157.65	0.007	12:01:32.659	

Weather / Track : Cloudy / Dry

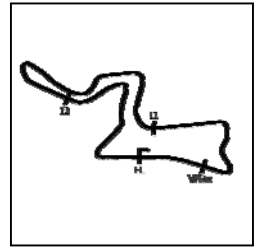
Kyalami Grand Prix Circuit

Circuit Length = 4.522 km

Start: 10:00 Flag 11:59 End: 12:03

# Kyalami 9 Hours

## PAID TEST SESSION 1 - SECTOR ANALYSIS



SECTOR 1 = FL to I1, SECTOR 2 = I1 to I2 SECTOR 3 = I2 to I3, SECTOR 4 = I3 to FL, DIFF = Difference To Personal Best Lap, P = Crossed Finish Line in Pit Lane, D = Time Disallowed

P11 30 Pro		Honda Team Motul		Honda NSX GT3 2019				
IDEAL LAP TIME : 1:43.228		BEST LAP TIME : 1:43.259		DIFFERENCE : 0.031				
D1: Marco BONANOMI		D2: Bertrand BAGUETTE		D3: Dane CAMERON				
LAP	SECTOR 1	SECTOR 2	SECTOR 3	SPEED TRAP	LAP TIME	KPH	DIFF	TIME OF DAY
1 - D1			IN PIT					10:01:08.190
2 - D3	OUTLAP	51.826	IN PIT	129.9	5:22.269	P 50.51	3:39.010	10:06:30.459
3 - D3	OUTLAP	45.512	31.870 174.1	108.2	2:05.472	129.74	22.213	10:08:35.931
4 - D3	34.414	43.147	30.730 175.3	234.2	1:48.291	150.32	5.032	10:10:24.222
5 - D3	33.350	42.816	30.194 175.0	236.8	1:46.360	153.05	3.101	10:12:10.582
6 - D3	33.149	42.853	30.417 175.0	235.8	1:46.419	152.97	3.160	10:13:57.001
7 - D3	33.062	43.312	30.509 175.3	236.8	1:46.883	152.30	3.624	10:15:43.884
8 - D3	33.672	42.835	30.692 175.3	<b>237.8</b>	1:47.199	151.85	3.940	10:17:31.083
9 - D3	35.982	43.523	IN PIT	237.3	4:30.035	P 60.28	2:46.776	10:22:01.118
10 - D3	OUTLAP	42.474	30.308 174.4	206.1	1:51.818	145.58	8.559	10:23:52.936
11 - D3	32.945	41.780	31.865 173.6	235.2	1:46.590	152.72	3.331	10:25:39.526
12 - D3	33.224	42.017	30.080 174.4	235.2	1:45.321	154.56	2.062	10:27:24.847
13 - D3	32.924	41.952	30.161 174.1	235.8	1:45.037	154.98	1.778	10:29:09.884
14 - D3	32.948	41.757	30.136 174.4	235.8	1:44.841	155.27	1.582	10:30:54.725
15 - D3	33.153	41.930	IN PIT	236.3	2:46.089	P 98.01	1:02.830	10:33:40.814
16 - D2	OUTLAP	43.431	31.714 173.3	206.8	1:54.207	142.54	10.948	10:35:35.021
17 - D2	33.358	42.478	30.374 173.0	235.2	1:46.210	153.27	2.951	10:37:21.231
18 - D2	33.076	42.120	30.338 173.6	234.7	1:45.534	154.25	2.275	10:39:06.765
19 - D2	33.020	42.261	30.294 174.1	234.7	1:45.575	154.19	2.316	10:40:52.340
20 - D2	32.835	42.149	30.114 173.3	235.2	1:45.098	154.89	1.839	10:42:37.438
21 - D2	32.885	41.764	30.088 173.9	234.7	1:44.737	155.42	1.478	10:44:22.175
22 - D2	32.809	41.920	30.249 175.3	235.2	1:44.978	155.07	1.719	10:46:07.153
23 - D2	33.040	42.501	IN PIT	236.8	5:12.504	P 52.09	3:29.245	10:51:19.657
24 - D2	OUTLAP	41.938	31.477 175.0	204.1	1:52.956	144.11	9.697	10:53:12.613
25 - D2	32.760	42.271	29.988 174.1	235.2	1:45.019	155.01	1.760	10:54:57.632
26 - D2	32.658	41.800	30.053 174.7	235.8	1:44.511	155.76	1.252	10:56:42.143
27 - D2	32.542	41.518	29.928 175.0	235.2	1:43.988	156.54	0.729	10:58:26.131
28 - D2	32.717	42.632	IN PIT	234.7	5:16.879	P 51.37	3:33.620	11:03:43.010
29 - D1	OUTLAP	47.254	32.846 174.7	200.0	2:01.145	134.37	17.886	11:05:44.155
30 - D1	33.765	43.577	30.802 174.4	235.2	1:48.144	150.53	4.885	11:07:32.299
31 - D1	33.390	42.785	30.943 173.6	235.8	1:47.118	151.97	3.859	11:09:19.417
32 - D1	33.063	42.496	30.447 175.0	234.7	1:46.006	153.56	2.747	11:11:05.423
33 - D1	32.916	42.027	30.191 174.1	234.7	1:45.134	154.84	1.875	11:12:50.557
34 - D1	32.837	41.865	30.259 175.0	234.7	1:44.961	155.09	1.702	11:14:35.518
35 - D1	32.769	41.723	30.264 <b>175.6</b>	235.2	1:44.756	155.40	1.497	11:16:20.274
36 - D1	32.721	41.910	30.297 175.3	236.3	1:44.928	155.14	1.669	11:18:05.202
37 - D1	32.919	42.893	IN PIT	235.8	4:05.320	P 66.35	2:22.061	11:22:10.522
38 - D1	OUTLAP	42.982	30.486 174.7	208.0	1:51.829	145.57	8.570	11:24:02.351
39 - D1	32.958	42.459	30.290 174.1	235.8	1:45.707	154.00	2.448	11:25:48.058
40 - D1	32.790	41.885	30.186 175.0	235.2	1:44.861	155.24	1.602	11:27:32.919
41 - D1	32.527	41.512	29.936 175.3	235.2	1:43.975	156.56	0.716	11:29:16.894
42 - D1	32.999	42.238	IN PIT	236.3	9:55.839	P 27.32	8:12.580	11:39:12.733
43 - D2	OUTLAP	49.498	IN PIT	205.3	10:22.276	P 26.16	8:39.017	11:49:35.009
44 - D2	OUTLAP	45.075	32.681 171.9	202.6	1:59.077	136.71	15.818	11:51:34.086
45 - D2	33.889	41.850	29.698 175.0	232.2	1:45.437	154.39	2.178	11:53:19.523
46 - D2	<b>32.272</b>	41.991	29.696 <b>175.6</b>	235.2	1:43.959	156.59	0.700	11:55:03.482
<b>47 - D2</b>	32.287	<b>41.326</b>	29.646 175.3	235.8	<b>1:43.259 (1)</b>	<b>157.65</b>		<b>11:56:46.741</b>
48 - D2	32.367	41.485	<b>29.630</b> 175.0	234.2	1:43.482 <b>(2)</b>	157.31	0.223	11:58:30.223
49 - D2	32.417	41.410	29.738 175.3	234.7	1:43.565 <b>(3)</b>	157.18	0.306	12:00:13.788

Weather / Track : Cloudy / Dry

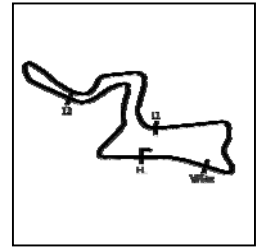
Kyalami Grand Prix Circuit

Circuit Length = 4.522 km

Start: 10:00 Flag 11:59 End: 12:03

# Kyalami 9 Hours

## PAID TEST SESSION 1 - SECTOR ANALYSIS



SECTOR 1 = FL to I1, SECTOR 2 = I1 to I2 SECTOR 3 = I2 to I3, SECTOR 4 = I3 to FL, DIFF = Difference To Personal Best Lap, P = Crossed Finish Line in Pit Lane, D = Time Disallowed

P12 34 Pro		Walkenhorst Motorsport			BMW M6 GT3				
IDEAL LAP TIME : 1:43.120		BEST LAP TIME : 1:43.276			DIFFERENCE : 0.156				
D1: Christian KROGNES		D2: Mikkel JENSEN		D3: Nicky CATSBURG					
LAP	SECTOR 1	SECTOR 2	SECTOR 3	SPEED TRAP	LAP TIME	KPH	DIFF	TIME OF DAY	
1 - D1			IN PIT					10:01:17.334	
2 - D1	OUTLAP		IN PIT	162.6	4:20.934	62.38		10:05:38.268	
3 - D1	OUTLAP	43.751	30.634	173.9	1:56.657	139.54	13.381	10:07:34.925	
4 - D1	33.613	42.018	30.265	173.3	234.7	145.896	2.620	10:09:20.821	
5 - D1	33.163	41.664	30.387	173.3	233.7	145.214	1.938	10:11:06.035	
6 - D1	33.120	41.605	30.227	173.0	235.2	144.952	1.676	10:12:50.987	
7 - D1	33.290	41.674	30.146	173.9	235.2	145.110	1.834	10:14:36.097	
8 - D1	33.100	41.617	29.961	173.6	235.8	144.678	1.402	10:16:20.775	
9 - D1	33.203	42.305	IN PIT	235.2	5:51.343	46.33	4:08.067	10:22:12.118	
10 - D1	OUTLAP	43.275	30.930	174.1	204.9	1:54.117	10.841	10:24:06.235	
11 - D1	32.863	41.474	30.229	173.6	234.2	144.566	1.290	10:25:50.801	
12 - D1	32.867	41.385	29.948	173.9	235.2	144.200	0.924	10:27:35.001	
13 - D1	32.733	41.418	29.850	174.7	235.8	144.001	0.725	10:29:19.002	
14 - D1	32.784	42.367	30.352	175.3	236.8	145.503	2.227	10:31:04.505	
15 - D1	32.832	41.505	29.934	174.4	236.8	144.271	0.995	10:32:48.776	
16 - D1	32.787	41.576	IN PIT	236.3	4:28.025	60.73	2:44.749	10:37:16.801	
17 - D2	OUTLAP	42.849	30.432	173.0	200.7	1:52.855	9.579	10:39:09.656	
18 - D2	33.468	41.948	30.288	173.3	235.2	145.704	2.428	10:40:55.360	
19 - D2	33.325	41.480	30.093	173.9	236.8	144.898	1.622	10:42:40.258	
20 - D2	33.010	41.576	30.215	174.1	236.8	144.801	1.525	10:44:25.059	
21 - D2	33.333	41.566	29.935	174.7	237.3	144.834	1.558	10:46:09.893	
22 - D2	32.776	42.184	30.453	175.0	236.8	145.413	2.137	10:47:55.306	
23 - D2	32.750	41.460	30.088	175.0	237.3	144.298	1.022	10:49:39.604	
24 - D2	32.763	41.232	29.745	174.4	237.3	143.740	0.464	10:51:23.344	
25 - D2	32.658	42.883	30.095	173.9	236.8	145.636	2.360	10:53:08.980	
26 - D2	32.831	41.338	29.735	173.9	237.3	143.904	0.628	10:54:52.884	
27 - D2	32.570	<b>41.127</b>	32.014	174.7	<b>238.4</b>	145.711	2.435	10:56:38.595	
28 - D2	32.499	41.132	29.704	<b>175.8</b>	237.8	143.335	(2) 0.059	10:58:21.930	
29 - D2	32.615	42.339	30.890	175.3	237.8	145.844	2.568	11:00:07.774	
30 - D2	32.946	41.927	IN PIT	237.8	3:51.527	70.31	2:08.251	11:03:59.301	
31 - D3	OUTLAP	43.287	30.480	173.6	167.4	1:54.591	11.315	11:05:53.892	
32 - D3	33.765	44.431	31.486	175.0	236.8	149.682	6.406	11:07:43.574	
33 - D3	33.230	42.157	30.063	174.1	237.3	145.450	2.174	11:09:29.024	
34 - D3	33.167	41.820	29.874	174.4	237.8	144.861	1.585	11:11:13.885	
35 - D3	33.852	41.772	30.258	175.0	237.3	145.882	2.606	11:12:59.767	
36 - D3	32.595	42.517	30.035	<b>175.8</b>	237.3	145.147	1.871	11:14:44.914	
37 - D3	32.593	42.187	29.722	175.3	237.8	144.502	1.226	11:16:29.416	
38 - D3	32.583	41.530	<b>29.575</b>	<b>175.8</b>	237.8	143.688	0.412	11:18:13.104	
39 - D3	32.735	41.472	IN PIT	<b>238.4</b>	3:41.588	73.46	1:58.312	11:21:54.692	
40 - D1	OUTLAP	43.148	30.536	175.6	207.6	1:53.862	10.586	11:23:48.554	
41 - D1	32.661	41.391	29.826	174.1	237.3	143.878	0.602	11:25:32.432	
42 - D1	32.537	41.304	29.769	<b>175.8</b>	237.8	143.610	(3) 0.334	11:27:16.042	
43 - D1	32.666	41.584	29.789	175.6	237.8	144.039	0.763	11:29:00.081	
44 - D1	32.465	41.460	IN PIT	<b>238.4</b>	7:04.963	38.30	5:21.687	11:36:05.044	
45 - D3	OUTLAP	44.662	30.666	175.3	167.1	1:59.561	16.285	11:38:04.605	
46 - D3	32.509	44.211	33.017	175.3	235.8	149.737	6.461	11:39:54.342	
47 - D3	34.353	1:04.595	IN PIT	237.3	8:22.345	32.40	6:39.069	11:48:16.687	
48 - D3	OUTLAP	43.143	35.320	174.1	180.3	2:00.440	17.164	11:50:17.127	
49 - D3	32.740	41.307	29.819	174.1	236.3	143.866	0.590	11:52:00.993	
50 - D3	32.450	41.146	29.680	175.3	236.8	<b>1:43.276</b>	(1) <b>157.62</b>	<b>11:53:44.269</b>	
51 - D3	32.533	44.415	31.903	175.0	<b>238.4</b>	148.851	5.575	11:55:33.120	
52 - D3	<b>32.418</b>	41.768	29.873	173.9	236.8	144.059	0.783	11:57:17.179	

Weather / Track : Cloudy / Dry

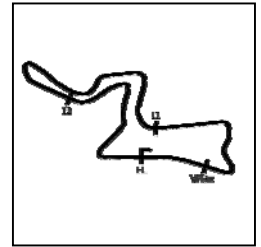
Kyalami Grand Prix Circuit

Circuit Length = 4.522 km

Start: 10:00 Flag 11:59 End: 12:03

# Kyalami 9 Hours

## PAID TEST SESSION 1 - SECTOR ANALYSIS



SECTOR 1 = FL to I1, SECTOR 2 = I1 to I2 SECTOR 3 = I2 to I3, SECTOR 4 = I3 to FL, DIFF = Difference To Personal Best Lap, P = Crossed Finish Line in Pit Lane, D = Time Disallowed

P13 42 Pro		BMW Team Schnitzer		BMW M6 GT3					
IDEAL LAP TIME : 1:43.149		BEST LAP TIME : 1:43.321		DIFFERENCE : 0.172					
D1: Martin TOMCZYK		D2: Sheldon VAN DER LINDE		D3: Augusto FARFUS					
LAP	SECTOR 1	SECTOR 2	SECTOR 3	SPEED TRAP	LAP TIME	KPH	DIFF	TIME OF DAY	
1 - D1			IN PIT					10:00:21.108	
2 - D2	OUTLAP	50.767	33.473	166.6	145.3	2:12.417	122.93	29.096	10:02:33.525
3 - D2	34.465	43.009	30.942	174.7	229.7	1:48.416	150.15	5.095	10:04:21.941
4 - D2	33.214	41.341	29.968	174.7	235.8	1:44.523	155.74	1.202	10:06:06.464
5 - D2	32.848	41.060	30.129	174.4	236.8	1:44.037	156.47	0.716	10:07:50.501
6 - D2	32.857	41.375	30.147	174.7	236.3	1:44.379	155.96	1.058	10:09:34.880
7 - D2	32.840	41.301	30.145	174.4	236.8	1:44.286	156.10	0.965	10:11:19.166
8 - D2	32.864	41.184	30.072	173.9	235.8	1:44.120	156.35	0.799	10:13:03.286
9 - D2	33.049	41.606	30.252	173.9	236.3	1:44.907	155.17	1.586	10:14:48.193
10 - D2	32.941	41.511	30.107	174.1	236.3	1:44.559	155.69	1.238	10:16:32.752
11 - D2	33.397	43.233	IN PIT		237.3	4:11.219	P 64.80	2:27.898	10:20:43.971
12 - D2	OUTLAP	43.126	30.974	174.7	169.8	1:54.965	141.60	11.644	10:22:38.936
13 - D2	32.948	41.649	30.075	174.1	235.8	1:44.672	155.52	1.351	10:24:23.608
14 - D2	32.751	41.440	30.020	174.1	235.8	1:44.211	156.21	0.890	10:26:07.819
15 - D2	32.906	41.867	30.912	175.8	236.3	1:45.685	154.03	2.364	10:27:53.504
16 - D2	32.793	41.515	30.138	174.7	236.8	1:44.446	155.86	1.125	10:29:37.950
17 - D2	32.781	41.432	29.991	174.4	236.8	1:44.204	156.22	0.883	10:31:22.154
18 - D2	32.817	41.521	30.726	168.7	237.8	1:45.064	154.94	1.743	10:33:07.218
19 - D2	33.190	41.398	30.033	174.1	235.8	1:44.621	155.60	1.300	10:34:51.839
20 - D2	33.078	43.078	IN PIT		237.8	3:09.594	P 85.86	1:26.273	10:38:01.433
21 - D1	OUTLAP	44.164	30.974	173.3	197.4	1:56.709	139.48	13.388	10:39:58.142
22 - D1	33.459	42.994	31.170	172.2	234.2	1:47.623	151.26	4.302	10:41:45.765
23 - D1	33.300	42.318	31.170	171.9	234.2	1:46.788	152.44	3.467	10:43:32.553
24 - D1	33.315	42.260	30.427	174.1	234.7	1:46.002	153.57	2.681	10:45:18.555
25 - D1	33.146	42.044	30.248	172.5	234.7	1:45.438	154.39	2.117	10:47:03.993
26 - D1	33.254	42.057	30.309	172.8	235.2	1:45.620	154.12	2.299	10:48:49.613
27 - D1	33.012	42.080	29.954	173.6	235.8	1:45.046	154.97	1.725	10:50:34.659
28 - D1	32.972	41.872	30.059	172.5	235.2	1:44.903	155.18	1.582	10:52:19.562
29 - D1	33.013	41.881	31.616	173.0	235.8	1:46.510	152.84	3.189	10:54:06.072
30 - D1	32.889	41.854	30.099	173.0	235.8	1:44.842	155.27	1.521	10:55:50.914
31 - D1	33.070	41.713	30.039	172.8	235.2	1:44.822	155.30	1.501	10:57:35.736
32 - D1	32.909	41.759	29.921	173.9	235.2	1:44.589	155.64	1.268	10:59:20.325
33 - D1	32.844	41.998	29.971	172.8	235.2	1:44.813	155.31	1.492	11:01:05.138
34 - D1	32.847	42.017	30.119	174.1	235.8	1:44.983	155.06	1.662	11:02:50.121
35 - D1	33.466	43.863	IN PIT		235.2	3:42.517	P 73.15	1:59.196	11:06:32.638
36 - D1	OUTLAP	47.933	31.674	171.9	194.5	2:03.089	132.25	19.768	11:08:35.727
37 - D1	33.657	42.460	30.018	174.4	233.7	1:46.135	153.38	2.814	11:10:21.862
38 - D1	32.701	41.489	29.717	173.9	234.7	1:43.907	(3) 156.67	0.586	11:12:05.769
39 - D1	32.594	41.560	30.169	173.0	235.2	1:44.323	156.04	1.002	11:13:50.092
40 - D1	33.958	42.052	30.009	173.9	234.7	1:46.019	153.54	2.698	11:15:36.111
41 - D1	32.666	41.631	29.802	173.9	236.3	1:44.099	156.38	0.778	11:17:20.210
42 - D1	32.758	41.440	29.964	174.1	236.3	1:44.162	156.28	0.841	11:19:04.372
43 - D1	32.686	41.429	29.936	173.9	237.3	1:44.051	156.45	0.730	11:20:48.423
44 - D1	32.836	41.558	29.903	173.9	236.8	1:44.297	156.08	0.976	11:22:32.720
45 - D1	32.956	43.079	IN PIT		236.3	3:07.078	P 87.01	1:23.757	11:25:39.798
46 - D3	OUTLAP	44.113	31.042	172.5	197.4	1:57.023	139.11	13.702	11:27:36.821
47 - D3	33.360	46.363	30.263	173.9	234.7	1:49.986	148.01	6.665	11:29:26.807
48 - D3	33.061	42.182	30.213	173.0	235.8	1:45.456	154.36	2.135	11:31:12.263
49 - D3	32.927	42.170	30.550	172.8	235.8	1:45.647	154.09	2.326	11:32:57.910
50 - D3	33.064	42.036	30.096	173.3	236.3	1:45.196	154.75	1.875	11:34:43.106
51 - D3	32.864	42.318	29.907	174.4	236.8	1:45.089	154.90	1.768	11:36:28.195
52 - D3	32.938	41.738	29.779	173.9	236.3	1:44.455	155.84	1.134	11:38:12.650
53 - D3	32.821	41.726	29.927	173.3	237.3	1:44.474	155.82	1.153	11:39:57.124
54 - D3	32.828	1:04.189	IN PIT		236.3	8:14.398	P 32.92	6:31.077	11:48:11.522
55 - D3	OUTLAP	42.406	34.079	173.3	173.6	1:58.000	137.95	14.679	11:50:09.522
56 - D3	32.761	41.664	30.219	171.9	236.3	1:44.644	155.56	1.323	11:51:54.166
57 - D3	33.068	41.577	IN PIT		236.3	2:27.575	P 110.31	44.254	11:54:21.741
58 - D3	OUTLAP	46.089	33.384	170.3	158.3	2:02.611	132.77	19.290	11:56:24.352
59 - D3	34.552	44.340	30.406	174.4	229.7	1:49.298	148.94	5.977	11:58:13.650
60 - D3	32.475	41.160	29.713	172.8	235.2	1:43.348	(2) 157.51	0.027	11:59:56.998

Weather / Track : Cloudy / Dry

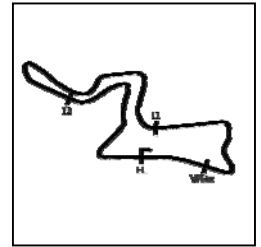
Kyalami Grand Prix Circuit

Circuit Length = 4.522 km

Start: 10:00 Flag 11:59 End: 12:03

# Kyalami 9 Hours

## PAID TEST SESSION 1 - SECTOR ANALYSIS



SECTOR 1 = FL to I1, SECTOR 2 = I1 to I2 SECTOR 3 = I2 to I3, SECTOR 4 = I3 to FL, DIFF = Difference To Personal Best Lap, P = Crossed Finish Line in Pit Lane, D = Time Disallowed  
 61 - D3 32.647 41.021 29.653 172.8 235.2 1:43.321 (1) 157.55 12:01:40.319

P14 108 Pro		Bentley Team M-Sport			Bentley Continental GT3				
IDEAL LAP TIME : 1:43.283		BEST LAP TIME : 1:43.385			DIFFERENCE : 0.102				
D1: Rodrigo BAPTISTA		D2: Andy SOUCEK		D3: Steven KANE					
LAP	SECTOR 1	SECTOR 2	SECTOR 3	SPEED TRAP	LAP TIME	KPH	DIFF	TIME OF DAY	
1 - D1			IN PIT				P	10:00:19.258	
2 - D2	OUTLAP	49.914	32.912	175.0	144.7	2:10.228	125.00	26.843	10:02:29.486
3 - D2	36.105	46.540	IN PIT		227.8	5:07.898	P 52.87	3:24.513	10:07:37.384
4 - D2	OUTLAP	45.550	31.132	177.0	139.5	2:08.356	126.82	24.971	10:09:45.740
5 - D2	33.307	42.004	30.162	177.0	237.3	1:45.473	154.34	2.088	10:11:31.213
6 - D2	33.236	41.706	29.595	177.9	238.4	1:44.537	155.72	1.152	10:13:15.750
7 - D2	32.572	41.738	29.792	177.6	238.4	1:44.102	156.37	0.717	10:14:59.852
8 - D2	32.671	41.537	29.715	177.6	238.9	1:43.923	156.64	0.538	10:16:43.775
9 - D2	32.849	41.296	29.603	177.3	238.4	1:43.748	(3) 156.91	0.363	10:18:27.523
10 - D2	34.261	43.034	IN PIT		238.4	5:51.526	P 46.31	4:08.141	10:24:19.049
11 - D1	OUTLAP	46.227	32.236	172.8	196.7	2:00.338	135.27	16.953	10:26:19.387
12 - D1	35.709	43.602	30.838	174.1	234.7	1:50.149	147.79	6.764	10:28:09.536
13 - D1	33.540	42.691	30.407	175.6	236.3	1:46.638	152.65	3.253	10:29:56.174
14 - D1	33.374	42.309	30.212	175.6	236.8	1:45.895	153.72	2.510	10:31:42.069
15 - D1	33.126	41.925	30.421	175.3	237.3	1:45.472	154.34	2.087	10:33:27.541
16 - D1	33.443	41.963	30.113	175.3	238.4	1:45.519	154.27	2.134	10:35:13.060
17 - D1	33.117	41.948	IN PIT		236.8	4:02.147	P 67.22	2:18.762	10:39:15.207
18 - D3	OUTLAP	46.184	31.603	173.9	164.8	1:59.911	135.76	16.526	10:41:15.118
19 - D3	33.685	43.370	30.785	175.0	234.7	1:47.840	150.95	4.455	10:43:02.958
20 - D3	33.008	43.288	30.330	174.4	235.2	1:46.626	152.67	3.241	10:44:49.584
21 - D3	33.133	42.285	30.279	175.6	235.8	1:45.697	154.01	2.312	10:46:35.281
22 - D3	32.795	41.689	30.209	175.0	236.8	1:44.693	155.49	1.308	10:48:19.974
23 - D3	32.855	44.116	30.726	172.8	236.8	1:47.697	151.15	4.312	10:50:07.671
24 - D3	32.887	41.944	29.893	175.6	235.8	1:44.724	155.44	1.339	10:51:52.395
25 - D3	32.817	41.893	IN PIT		236.8	8:24.784	P 32.24	6:41.399	11:00:17.179
26 - D2	OUTLAP	41.895	29.941	176.4	181.2	1:53.714	143.15	10.329	11:02:10.893
27 - D2	32.683	41.368	29.716	177.0	236.8	1:43.767	156.88	0.382	11:03:54.660
28 - D2	32.483	42.963	31.192	176.1	237.3	1:46.638	152.65	3.253	11:05:41.298
29 - D2	32.470	41.273	29.642	177.0	236.3	1:43.385	(1) 157.46		11:07:24.683
30 - D2	32.445	41.401	32.308	177.3	236.8	1:46.154	153.35	2.769	11:09:10.837
31 - D2	32.415	41.383	29.741	177.0	237.8	1:43.539	(2) 157.22	0.154	11:10:54.376
32 - D2	32.789	42.250	IN PIT		237.3	6:33.230	P 41.39	4:49.845	11:17:27.606
33 - D1	OUTLAP	42.861	30.622	175.3	201.4	1:55.359	141.11	11.974	11:19:22.965
34 - D1	33.225	41.984	29.942	176.1	237.3	1:45.151	154.81	1.766	11:21:08.116
35 - D1	33.020	41.586	30.063	175.8	237.3	1:44.669	155.53	1.284	11:22:52.785
36 - D1	32.646	41.520	29.672	175.8	236.8	1:43.838	156.77	0.453	11:24:36.623
37 - D1	32.943	41.851	33.695	175.8	237.3	1:48.489	150.05	5.104	11:26:25.112
38 - D1	32.787	41.596	29.917	176.4	237.8	1:44.300	156.08	0.915	11:28:09.412
39 - D1	32.878	41.893	IN PIT		238.4	5:48.185	P 46.75	4:04.800	11:33:57.597
40 - D3	OUTLAP	42.383	30.484	176.7	205.7	1:53.516	143.40	10.131	11:35:51.113
41 - D3	32.809	41.621	29.959	177.0	237.3	1:44.389	155.94	1.004	11:37:35.502
42 - D3	32.597	41.724	29.803	176.4	237.3	1:44.124	156.34	0.739	11:39:19.626
43 - D3	34.220	43.374	IN PIT		236.8	9:15.752	P 29.29	7:32.367	11:48:35.378
44 - D3	OUTLAP	43.234	31.199	176.4	202.6	1:55.026	141.52	11.641	11:50:30.404
45 - D3	32.701	43.191	29.864	177.3	236.3	1:45.756	153.93	2.371	11:52:16.160
46 - D3	34.215	41.701	IN PIT		236.8	2:56.282	P 92.34	1:12.897	11:55:12.442
47 - D1	OUTLAP	42.808	30.664	176.7	194.2	1:55.848	140.52	12.463	11:57:08.290
48 - D1	32.873	41.628	29.693	175.6	236.8	1:44.194	156.23	0.809	11:58:52.484
49 - D1	32.796	41.740	29.877	175.8	237.8	1:44.413	155.91	1.028	12:00:36.897

Weather / Track : Cloudy / Dry

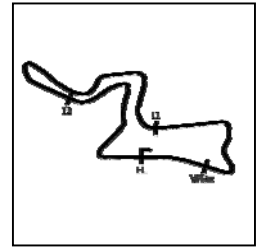
Kyalami Grand Prix Circuit

Circuit Length = 4.522 km

Start: 10:00 Flag 11:59 End: 12:03

# Kyalami 9 Hours

## PAID TEST SESSION 1 - SECTOR ANALYSIS



SECTOR 1 = FL to I1, SECTOR 2 = I1 to I2 SECTOR 3 = I2 to I3, SECTOR 4 = I3 to FL, DIFF = Difference To Personal Best Lap, P = Crossed Finish Line in Pit Lane, D = Time Disallowed

P15 22 Silver		WTM Racing powered by Rinaldi			Ferrari 488 GT3				
IDEAL LAP TIME : 1:43.466		BEST LAP TIME : 1:43.469			DIFFERENCE : 0.003				
D1: Leonard WEISS		D2: Jochen KRUMBACH		D3: David PEREL					
LAP	SECTOR 1	SECTOR 2	SECTOR 3	SPEED TRAP	LAP TIME	KPH	DIFF	TIME OF DAY	
1 - D1			IN PIT					10:00:24.024	
2 - D2	OUTLAP	58.818	39.020	150.8	94.3	2:38.502	102.70	10:03:02.526	
3 - D2	40.308	49.190	34.512	168.7	177.9	2:04.010	131.27	10:05:06.536	
4 - D2	39.570	51.114	IN PIT		153.8	6:25.125	P 42.26	10:11:31.661	
5 - D2	OUTLAP	51.160	35.553	147.3	130.7	2:16.129	119.58	10:13:47.790	
6 - D2	38.675	48.343	31.367	169.0	192.8	1:58.385	137.51	10:15:46.175	
7 - D2	35.046	46.543	IN PIT		229.2	4:24.048	P 61.65	10:20:10.223	
8 - D2	OUTLAP	43.435	30.738	169.8	201.1	1:59.584	136.13	10:22:09.807	
9 - D2	33.808	42.565	30.962	168.4	228.8	1:47.335	151.66	10:23:57.142	
10 - D2	35.086	42.359	30.374	170.0	227.8	1:47.819	150.98	10:25:44.961	
11 - D2	33.307	42.326	30.424	170.3	230.2	1:46.057	153.49	10:27:31.018	
12 - D2	33.292	42.434	30.764	170.8	230.2	1:46.490	152.87	10:29:17.508	
13 - D2	33.575	43.561	30.525	171.1	230.7	1:47.661	151.20	10:31:05.169	
14 - D2	33.248	42.186	30.309	171.4	231.7	1:45.743	153.95	10:32:50.912	
15 - D2	33.426	42.306	IN PIT		231.2	7:57.778	P 34.07	10:40:48.690	
16 - D2	OUTLAP	43.878	30.225	170.8	202.6	1:56.178	140.12	10:42:44.868	
17 - D2	33.397	42.389	30.223	172.2	230.7	1:46.009	153.56	10:44:30.877	
18 - D2	33.414	42.444	30.883	171.4	232.7	1:46.741	152.51	10:46:17.618	
19 - D2	33.423	42.268	30.222	171.4	231.2	1:45.913	153.70	10:48:03.531	
20 - D2	33.385	42.453	30.049	171.7	231.7	1:45.887	153.74	10:49:49.418	
21 - D2	33.347	42.221	30.515	171.4	231.7	1:46.083	153.45	10:51:35.501	
22 - D2	33.596	42.404	IN PIT		232.7	3:26.019	P 79.01	10:55:01.520	
23 - D3	OUTLAP	44.778	31.224	172.2	199.6	1:56.254	140.03	10:56:57.774	
24 - D3	33.537	42.055	31.002	171.1	231.7	1:46.594	152.72	10:58:44.368	
25 - D3	34.166	42.328	30.589	170.6	215.1	1:47.083	152.02	11:00:31.451	
26 - D3	33.236	42.098	30.172	171.4	231.2	1:45.506	154.29	11:02:16.957	
27 - D3	33.108	41.775	30.280	171.7	230.2	1:45.163	154.79	11:04:02.120	
28 - D3	33.196	41.863	IN PIT		231.7	7:57.333	P 34.10	11:11:59.453	
29 - D3	OUTLAP	42.254	30.276	171.7	199.6	1:53.581	143.32	11:13:53.034	
30 - D3	32.995	42.565	30.127	171.1	230.7	1:45.687	154.03	11:15:38.721	
31 - D3	33.146	42.777	30.084	172.5	231.2	1:46.007	153.56	11:17:24.728	
32 - D3	33.004	41.874	30.054	171.4	231.7	1:44.932	(3) 155.14	11:19:09.660	
33 - D3	32.998	41.678	IN PIT		231.7	4:16.877	P 63.37	11:23:26.537	
34 - D3	OUTLAP	44.552	31.024	172.5	178.5	1:57.088	139.03	11:25:23.625	
35 - D3	33.162	41.724	<b>29.777</b>	<b>172.8</b>	230.2	1:44.663	(2) 155.53	11:27:08.288	
<b>36 - D3</b>	<b>32.572</b>	<b>41.117</b>	29.780	172.5	231.7	<b>1:43.469</b>	(1) <b>157.33</b>	<b>11:28:51.757</b>	
37 - D3	32.680	41.506	IN PIT		231.2	4:07.888	P 65.67	11:32:59.645	
38 - D1	OUTLAP	45.685	33.120	172.5	205.3	1:59.569	136.14	11:34:59.214	
39 - D1	34.454	44.659	31.711	<b>172.8</b>	<b>233.2</b>	1:50.824	146.89	11:36:50.038	
40 - D1	34.082	43.316	31.597	172.2	232.2	1:48.995	149.35	11:38:39.033	
41 - D1	33.918	43.040	31.041	172.5	232.2	1:47.999	150.73	11:40:27.032	
42 - D1	44.652	1:19.289	IN PIT		232.2	8:00.946	P 33.84	11:48:27.978	
43 - D1	OUTLAP	45.118	31.997	171.4	150.2	2:00.161	135.47	11:50:28.139	
44 - D1	34.266	44.361	31.119	171.4	230.2	1:49.746	148.33	11:52:17.885	
45 - D1	33.823	43.387	30.660	171.9	231.7	1:47.870	150.91	11:54:05.755	
46 - D1	33.590	43.311	30.868	171.4	231.2	1:47.769	151.05	11:55:53.524	
47 - D1	34.721	42.793	30.542	172.2	230.7	1:48.056	150.65	11:57:41.580	
48 - D1	33.556	42.561	30.400	172.5	231.2	1:46.517	152.83	11:59:28.097	
49 - D1	33.308	42.639	30.451	172.2	232.7	1:46.398	153.00	12:01:14.495	

Weather / Track : Cloudy / Dry

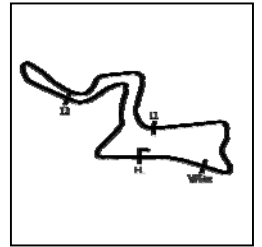
Kyalami Grand Prix Circuit

Circuit Length = 4.522 km

Start: 10:00 Flag 11:59 End: 12:03

# Kyalami 9 Hours

## PAID TEST SESSION 1 - SECTOR ANALYSIS



SECTOR 1 = FL to I1, SECTOR 2 = I1 to I2 SECTOR 3 = I2 to I3, SECTOR 4 = I3 to FL, DIFF = Difference To Personal Best Lap, P = Crossed Finish Line in Pit Lane, D = Time Disallowed

P16 43 ProAm Strakka Racing			Mercedes-AMG GT3						
IDEAL LAP TIME : 1:43.490		BEST LAP TIME : 1:43.490		DIFFERENCE : 0.000					
D1: Christina NIELSEN		D2: Adrian Henry D'SLIVA		D3: Dominik BAUMANN					
LAP	SECTOR 1	SECTOR 2	SECTOR 3	SPEED TRAP	LAP TIME	KPH	DIFF	TIME OF DAY	
1 - D1			IN PIT					10:01:28.128	
2 - D3	OUTLAP	54.608	35.556	170.0	124.4	2:22.986	113.85	10:03:51.114	
3 - D3	36.553	45.612	31.628	173.3	201.8	1:53.793	143.05	10:05:44.907	
4 - D3	34.127	42.959	30.543	173.3	231.2	1:47.629	151.25	10:07:32.536	
5 - D3	33.649	42.595	29.968	174.1	232.2	1:46.212	153.27	10:09:18.748	
6 - D3	32.913	41.583	29.912	175.3	232.7	1:44.408	155.91	10:11:03.156	
7 - D3	33.205	46.552	34.473	175.6	234.2	1:54.230	142.51	10:12:57.386	
8 - D3	32.754	41.323	29.724	175.3	233.7	1:43.801	156.83	10:14:41.187	
9 - D3	32.688	41.094	29.708	175.3	233.7	1:43.490 (1)	157.30	10:16:24.677	
10 - D3	32.828	41.852	IN PIT		234.7	10:42.748	P 25.32	8:59.258	10:27:07.425
11 - D3	OUTLAP	42.852	30.033	173.6	133.4	1:56.357	139.90	12.867	10:29:03.782
12 - D3	32.706	41.607	29.708	174.4	232.2	1:44.021	156.49	0.531	10:30:47.803
13 - D3	32.704	41.444	29.784	175.0	233.7	1:43.932 (3)	156.63	0.442	10:32:31.735
14 - D3	32.754	41.606	29.952	174.4	233.2	1:44.312	156.06	0.822	10:34:16.047
15 - D3	33.023	41.971	IN PIT		233.7	6:27.186	P 42.04	4:43.696	10:40:43.233
16 - D1	OUTLAP	47.693	34.798	171.9	137.7	2:13.825	121.64	30.335	10:42:57.058
17 - D1	35.447	47.622	32.940	171.4	230.7	1:56.009	140.32	12.519	10:44:53.067
18 - D1	35.023	45.767	33.246	170.8	231.7	1:54.036	142.75	10.546	10:46:47.103
19 - D1	34.982	44.375	31.401	172.5	216.4	1:50.758	146.97	7.268	10:48:37.861
20 - D1	34.559	45.063	31.130	171.7	232.2	1:50.752	146.98	7.262	10:50:28.613
21 - D1	34.028	43.557	31.139	171.7	231.7	1:48.724	149.72	5.234	10:52:17.337
22 - D1	33.912	43.717	IN PIT		232.7	4:01.944	P 67.28	2:18.454	10:56:19.281
23 - D1	OUTLAP	43.986	31.335	170.6	206.1	1:55.137	141.38	11.647	10:58:14.418
24 - D1	34.111	43.084	30.698	171.9	230.2	1:47.893	150.88	4.403	11:00:02.311
25 - D1	33.830	43.325	31.055	172.2	231.7	1:48.210	150.44	4.720	11:01:50.521
26 - D1	33.374	42.861	30.583	172.5	231.7	1:46.818	152.40	3.328	11:03:37.339
27 - D1	33.367	42.572	30.185	173.0	231.7	1:46.124	153.39	2.634	11:05:23.463
28 - D1	33.264	42.400	30.048	173.6	232.2	1:45.712	153.99	2.222	11:07:09.175
29 - D1	33.179	42.399	30.323	172.5	232.2	1:45.901	153.72	2.411	11:08:55.076
30 - D1	36.913	46.678	IN PIT		232.2	4:56.246	P 54.95	3:12.756	11:13:51.322
31 - D2	OUTLAP	55.984	37.590	169.2	145.3	2:26.750	110.93	43.260	11:16:18.072
32 - D2	37.782	46.371	34.651	172.2	224.5	1:58.804	137.02	15.314	11:18:16.876
33 - D2	35.349	45.114	33.392	171.4	231.2	1:53.855	142.98	10.365	11:20:10.731
34 - D2	34.668	45.690	35.562	170.6	231.2	1:55.920	140.43	12.430	11:22:06.651
35 - D2	34.932	45.407	32.766	170.8	230.7	1:53.105	143.92	9.615	11:23:59.756
36 - D2	34.185	44.998	32.274	168.7	230.7	1:51.457	146.05	7.967	11:25:51.213
37 - D2	37.013	46.497	31.980	172.8	230.7	1:55.490	140.95	12.000	11:27:46.703
38 - D2	35.094	44.001	32.510	169.0	228.3	1:51.605	145.86	8.115	11:29:38.308
39 - D2	34.185	43.894	32.001	171.9	230.7	1:50.080	147.88	6.590	11:31:28.388
40 - D2	34.237	45.627	31.606	172.5	231.2	1:51.470	146.04	7.980	11:33:19.858
41 - D2	35.065	44.037	32.270	170.0	194.5	1:51.372	146.16	7.882	11:35:11.230
42 - D2	33.717	43.106	31.072	172.5	231.7	1:47.895	150.88	4.405	11:36:59.125
43 - D2	33.745	42.985	31.462	171.9	231.7	1:48.192	150.46	4.702	11:38:47.317

Weather / Track : Cloudy / Dry

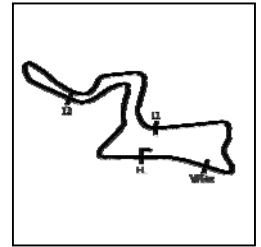
Kyalami Grand Prix Circuit

Circuit Length = 4.522 km

Start: 10:00 Flag 11:59 End: 12:03

# Kyalami 9 Hours

## PAID TEST SESSION 1 - SECTOR ANALYSIS



SECTOR 1 = FL to I1, SECTOR 2 = I1 to I2 SECTOR 3 = I2 to I3, SECTOR 4 = I3 to FL, DIFF = Difference To Personal Best Lap, P = Crossed Finish Line in Pit Lane, D = Time Disallowed

P17 25 Pro		Audi Sport Team WRT			Audi R8 LMS GT3 2019				
IDEAL LAP TIME : 1:43.275		BEST LAP TIME : 1:43.512			DIFFERENCE : 0.237				
D1: Dries VANTHOOR		D2: Kelvin VAN DER LINDE		D3: Frederic VERVISCH					
LAP	SECTOR 1	SECTOR 2	SECTOR 3	SPEED TRAP	LAP TIME	KPH	DIFF	TIME OF DAY	
1 - D1			IN PIT					10:00:28.315	
2 - D2	OUTLAP	46.193	IN PIT	99.6	2:20.780	115.63	37.268	10:02:49.095	
3 - D2	OUTLAP	42.945	30.551	170.6	138.6	2:02.078	133.35	10:04:51.173	
4 - D2	33.329	42.494	30.398	171.9	230.2	1:46.221	2.709	10:06:37.394	
5 - D2	33.203	41.739	30.093	171.7	230.2	1:45.035	1.523	10:08:22.429	
6 - D2	33.597	41.344	32.468	172.5	231.7	1:47.409	3.897	10:10:09.838	
7 - D2	33.082	41.306	29.839	172.2	231.2	1:44.227	0.715	10:11:54.065	
8 - D2	32.895	41.277	29.823	172.2	231.2	1:43.995	0.483	10:13:38.060	
9 - D2	32.953	41.309	29.876	171.4	230.7	1:44.138	0.626	10:15:22.198	
10 - D2	32.965	41.289	29.884	171.7	231.2	1:44.138	0.626	10:17:06.336	
11 - D2	33.048	41.490	IN PIT	230.7	4:51.139	55.91	3:07.627	10:21:57.475	
12 - D2	OUTLAP	41.496	29.968	171.1	200.3	1:50.291	6.779	10:23:47.766	
13 - D2	32.913	41.374	29.820	171.9	229.7	1:44.107	0.595	10:25:31.873	
14 - D2	32.952	41.208	29.953	171.9	230.7	1:44.113	0.601	10:27:15.986	
15 - D2	32.826	<b>41.080</b>	29.727	171.7	230.7	1:43.633	0.121	10:28:59.619	
16 - D2	32.979	42.176	IN PIT	230.7	4:49.049	56.31	3:05.537	10:33:48.668	
17 - D1	OUTLAP	42.876	30.696	171.1	202.2	1:53.899	10.387	10:35:42.567	
18 - D1	33.705	42.086	30.793	171.1	230.7	1:46.584	3.072	10:37:29.151	
19 - D1	33.079	41.841	30.065	171.9	231.2	1:44.985	1.473	10:39:14.136	
20 - D1	32.992	41.454	29.869	171.1	231.2	1:44.315	0.803	10:40:58.451	
21 - D1	33.095	42.002	30.043	170.8	231.2	1:45.140	1.628	10:42:43.591	
22 - D1	33.625	41.602	30.003	171.7	231.7	1:45.230	1.718	10:44:28.821	
23 - D1	32.878	41.580	29.724	172.8	230.7	1:44.182	0.670	10:46:13.003	
24 - D1	32.692	41.300	29.644	171.4	231.7	1:43.636	0.124	10:47:56.639	
25 - D1	32.902	41.321	34.958	170.6	231.7	1:49.181	5.669	10:49:45.820	
26 - D1	32.802	41.083	29.627	171.9	230.7	<b>1:43.512</b>	<b>157.26</b>	<b>10:51:29.332</b>	
27 - D1	32.773	41.809	31.902	172.5	<b>232.7</b>	1:46.484	2.972	10:53:15.816	
28 - D1	<b>32.671</b>	41.533	30.237	171.4	231.2	1:44.441	0.929	10:55:00.257	
29 - D1	33.199	41.147	IN PIT	231.7	8:40.722	31.26	6:57.210	11:03:40.979	
30 - D3	OUTLAP	43.843	30.933	171.1	201.4	1:54.209	10.697	11:05:35.188	
31 - D3	33.126	42.727	30.514	171.4	229.7	1:46.367	2.855	11:07:21.555	
32 - D3	33.121	41.658	30.155	171.4	230.2	1:44.934	1.422	11:09:06.489	
33 - D3	33.066	41.883	30.008	171.4	230.2	1:44.957	1.445	11:10:51.446	
34 - D3	32.814	41.511	29.899	171.4	230.2	1:44.224	0.712	11:12:35.670	
35 - D3	32.965	41.624	29.973	171.4	230.7	1:44.562	1.050	11:14:20.232	
36 - D3	33.017	41.574	29.685	171.4	230.7	1:44.276	0.764	11:16:04.508	
37 - D3	33.245	41.795	29.837	<b>173.0</b>	230.7	1:44.877	1.365	11:17:49.385	
38 - D3	32.756	41.514	29.832	171.9	231.7	1:44.102	0.590	11:19:33.487	
39 - D3	32.984	41.278	<b>29.524</b>	172.2	231.7	1:43.786	0.274	11:21:17.273	
40 - D3	32.732	41.602	29.869	172.5	231.7	1:44.203	0.691	11:23:01.476	
41 - D3	32.736	41.334	30.319	171.9	231.2	1:44.389	0.877	11:24:45.865	
42 - D3	32.830	41.603	IN PIT	230.7	12:39.514	21.43	10:56.002	11:37:25.379	
43 - D3	OUTLAP	45.628	31.101	169.8	197.8	1:56.957	13.445	11:39:22.336	
44 - D3	33.837	42.105	IN PIT	228.8	8:50.696	30.67	7:07.184	11:48:13.032	
45 - D3	OUTLAP	42.432	34.703	170.6	194.5	1:59.004	15.492	11:50:12.036	
46 - D3	32.837	41.228	29.791	170.6	228.3	1:43.856	0.344	11:51:55.892	
47 - D3	32.800	41.552	29.690	169.8	229.7	1:44.042	0.530	11:53:39.934	
48 - D3	32.787	41.991	29.975	169.8	229.2	1:44.753	1.241	11:55:24.687	
49 - D3	32.920	41.623	30.753	169.8	228.3	1:45.296	1.784	11:57:09.983	
50 - D3	33.093	41.616	30.562	170.6	228.3	1:45.271	1.759	11:58:55.254	
51 - D3	32.942	41.429	30.282	169.5	228.8	1:44.653	1.141	12:00:39.907	

Weather / Track : Cloudy / Dry

Kyalami Grand Prix Circuit

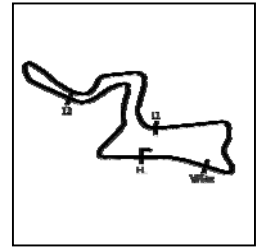
Circuit Length = 4.522 km

Start: 10:00 Flag 11:59 End: 12:03



# Kyalami 9 Hours

## PAID TEST SESSION 1 - SECTOR ANALYSIS



SECTOR 1 = FL to I1, SECTOR 2 = I1 to I2 SECTOR 3 = I2 to I3, SECTOR 4 = I3 to FL, DIFF = Difference To Personal Best Lap, P = Crossed Finish Line in Pit Lane, D = Time Disallowed

P18 107 Pro		Bentley Team M-Sport			Bentley Continental GT3				
IDEAL LAP TIME : 1:43.354		BEST LAP TIME : 1:43.606			DIFFERENCE : 0.252				
D1: Jules GOUNON		D2: Maxime SOULET			D3: Jordan PEPPER				
LAP	SECTOR 1	SECTOR 2	SECTOR 3	SPEED TRAP	LAP TIME	KPH	DIFF	TIME OF DAY	
1 - D1			IN PIT					10:00:31.320	
2 - D3	OUTLAP	46.421	32.494	171.7	97.0	2:08.522	126.66	24.916	
3 - D3	34.206	42.870	30.474	174.1	232.2	1:47.550	151.36	3.944	
4 - D3	33.243	48.278	IN PIT		234.7	20:06.890	P 13.48	18:23.284	
5 - D3	OUTLAP	44.243	34.928	174.4	183.6	2:02.711	132.66	19.105	
6 - D3	32.852	41.527	<b>29.535</b>	175.3	233.7	1:43.914	156.66	0.308	
7 - D3	32.778	41.303	30.005	173.9	235.2	1:44.086	156.40	0.480	
8 - D3	32.778	41.347	29.606	175.8	234.7	1:43.731	156.93	0.125	
9 - D3	32.764	41.347	29.692	175.3	235.8	1:43.803	156.82	0.197	
10 - D3	32.700	41.583	31.393	175.0	236.3	1:45.676	154.04	2.070	
11 - D3	32.628	41.248	IN PIT		236.3	2:54.083	P 93.51	1:10.477	
12 - D2	OUTLAP	44.115	31.084	174.1	205.3	1:55.432	141.02	11.826	
13 - D2	33.806	42.507	30.783	173.9	234.2	1:47.096	152.00	3.490	
14 - D2	33.746	41.850	29.928	175.0	235.2	1:45.524	154.27	1.918	
15 - D2	33.563	41.965	30.338	174.4	236.3	1:45.866	153.77	2.260	
16 - D2	33.296	41.615	30.023	175.3	235.8	1:44.934	155.13	1.328	
17 - D2	32.931	41.695	29.911	174.7	236.3	1:44.537	155.72	0.931	
18 - D2	32.911	41.498	29.923	174.7	235.8	1:44.332	156.03	0.726	
19 - D2	33.314	41.378	29.890	175.6	236.3	1:44.582	155.65	0.976	
20 - D2	32.863	41.313	31.202	174.1	236.3	1:45.378	154.48	1.772	
21 - D2	32.912	41.777	IN PIT		236.8	3:02.386	P 89.25	1:18.780	
22 - D1	OUTLAP	42.976	30.883	175.6	207.6	1:52.383	144.85	8.777	
23 - D1	33.028	42.029	30.205	175.3	237.3	1:45.262	154.65	1.656	
24 - D1	33.497	41.914	30.612	175.6	236.8	1:46.023	153.54	2.417	
25 - D1	32.881	41.415	30.034	176.1	237.3	1:44.330	156.03	0.724	
26 - D1	32.675	41.799	30.167	177.0	237.3	1:44.641	155.57	1.035	
27 - D1	32.781	42.245	29.997	<b>177.6</b>	237.3	1:45.023	155.00	1.417	
28 - D1	32.752	41.515	29.877	176.7	<b>237.8</b>	1:44.144	156.31	0.538	
29 - D1	32.719	41.372	IN PIT		237.3	5:25.139	P 50.06	3:41.533	
30 - D1	OUTLAP	41.473	30.202	<b>177.6</b>	205.3	1:50.557	147.24	6.951	
31 - D1	<b>32.573</b>	41.347	29.749	175.8	237.3	1:43.669	(2) 157.03	0.063	
32 - D1	32.759	41.269	30.959	175.8	236.3	1:44.987	155.05	1.381	
33 - D1	32.670	41.459	IN PIT		237.3	5:32.201	P 49.00	3:48.595	
34 - D1	OUTLAP	42.449	32.207	177.0	205.7	1:53.823	143.02	10.217	
35 - D1	32.685	41.502	34.645	175.3	236.3	1:48.832	149.58	5.226	
<b>36 - D1</b>	32.613	41.321	29.672	175.8	236.8	<b>1:43.606</b>	(1) <b>157.12</b>	<b>11:31:16.973</b>	
37 - D1	32.657	41.422	IN PIT		236.3	2:50.776	P 95.32	1:07.170	
38 - D2	OUTLAP	42.047	30.063	173.3	206.5	1:51.592	145.88	7.986	
39 - D2	33.313	41.305	30.079	175.6	234.7	1:44.697	155.48	1.091	
40 - D2	32.989	41.532	29.858	174.4	235.8	1:44.379	155.96	0.773	
41 - D2	33.164	41.456	IN PIT		236.8	9:01.330	P 30.07	7:17.724	
42 - D2	OUTLAP	42.687	30.201	175.6	201.1	1:53.387	143.57	9.781	
43 - D2	32.682	41.486	29.695	174.7	235.8	1:43.863	156.73	0.257	
44 - D2	32.878	<b>41.246</b>	29.715	175.3	235.2	1:43.839	156.77	0.233	
45 - D2	33.424	41.542	29.932	175.0	235.2	1:44.898	155.19	1.292	
46 - D2	32.651	41.454	29.904	175.6	236.3	1:44.009	156.51	0.403	
47 - D2	32.857	41.593	30.343	175.3	235.2	1:44.793	155.34	1.187	
48 - D2	32.778	41.305	29.640	175.3	236.8	1:43.723	(3) 156.94	0.117	

Weather / Track : Cloudy / Dry

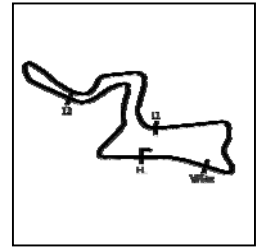
Kyalami Grand Prix Circuit

Circuit Length = 4.522 km

Start: 10:00 Flag 11:59 End: 12:03

# Kyalami 9 Hours

## PAID TEST SESSION 1 - SECTOR ANALYSIS



SECTOR 1 = FL to I1, SECTOR 2 = I1 to I2 SECTOR 3 = I2 to I3, SECTOR 4 = I3 to FL, DIFF = Difference To Personal Best Lap, P = Crossed Finish Line in Pit Lane, D = Time Disallowed

P19 29 Pro		Audi Sport Team Land			Audi R8 LMS GT3 2019				
IDEAL LAP TIME : 1:43.796		BEST LAP TIME : 1:43.933			DIFFERENCE : 0.137				
D1: Markus WINKELHOCK		D2: Christopher MIES		D3: Christopher HAASE					
LAP	SECTOR 1	SECTOR 2	SECTOR 3	SPEED TRAP	LAP TIME	KPH	DIFF	TIME OF DAY	
1 - D1			IN PIT					10:04:29.556	
2 - D2	OUTLAP	45.581	31.475	169.0	184.6	2:00.579	135.00	16.646	
3 - D2	34.116	42.727	30.561	170.0	228.3	1:47.404	151.56	3.471	
4 - D2	33.673	41.824	29.849	170.8	230.2	1:45.346	154.53	1.413	
5 - D2	33.238	43.627	29.901	171.7	230.2	1:46.766	152.47	2.833	
6 - D2	33.192	41.987	29.957	171.7	232.2	1:45.136	154.83	1.203	
7 - D2	32.946	41.547	29.738	<b>172.2</b>	<b>232.7</b>	1:44.231	156.18	0.298	
8 - D2	33.187	41.495	29.867	170.8	<b>232.7</b>	1:44.549	155.70	0.616	
9 - D2	33.031	42.002	IN PIT		232.2	11:22.515	<b>P</b> 23.85	9:38.582	
10 - D2	OUTLAP	41.885	32.426	171.1	201.1	1:53.367	143.59	9.434	
11 - D2	33.089	41.633	30.430	170.3	230.2	1:45.152	154.81	1.219	
12 - D2	33.194	41.553	29.947	171.1	230.7	1:44.694	155.49	0.761	
13 - D2	32.945	41.737	30.272	171.7	231.2	1:44.954	155.10	1.021	
14 - D2	33.492	41.794	29.999	170.8	231.7	1:45.285	154.62	1.352	
15 - D2	33.132	41.554	29.788	171.4	230.7	1:44.474	155.82	0.541	
16 - D2	33.004	41.627	29.893	171.4	231.2	1:44.524	155.74	0.591	
17 - D2	32.976	41.435	29.890	171.1	231.2	1:44.301	156.07	0.368	
18 - D2	32.983	41.561	29.834	171.7	231.7	1:44.378	155.96	0.445	
19 - D2	33.482	41.509	29.870	171.9	232.2	1:44.861	155.24	0.928	
20 - D2	<b>32.818</b>	41.445	29.812	171.1	231.2	1:44.075	<b>(2)</b> 156.41	0.142	
21 - D2	33.576	41.940	IN PIT		231.2	3:44.902	<b>P</b> 72.38	2:00.969	
22 - D1	OUTLAP	44.562	31.316	171.4	194.5	1:56.424	139.82	12.491	
23 - D1	33.530	43.030	30.305	170.6	230.7	1:46.865	152.33	2.932	
24 - D1	33.266	42.173	30.105	171.1	230.7	1:45.544	154.24	1.611	
25 - D1	33.171	41.720	29.905	<b>172.2</b>	229.7	1:44.796	155.34	0.863	
26 - D1	32.945	41.588	29.962	170.8	231.7	1:44.495	155.78	0.562	
27 - D1	32.890	41.632	29.855	171.7	231.2	1:44.377	155.96	0.444	
28 - D1	32.974	41.596	32.742	<b>172.2</b>	231.7	1:47.312	151.69	3.379	
29 - D1	32.973	41.455	IN PIT		231.2	16:27.887	<b>P</b> 16.47	14:43.954	
30 - D1	OUTLAP	43.007	30.520	170.8	201.4	1:52.905	144.18	8.972	
31 - D1	33.099	41.663	29.918	170.0	230.2	1:44.680	155.51	0.747	
32 - D1	33.173	41.804	30.258	171.4	229.7	1:45.235	154.69	1.302	
33 - D1	34.920	42.597	30.885	171.7	231.2	1:48.402	150.17	4.469	
34 - D1	33.035	41.696	29.937	171.7	231.7	1:44.668	155.53	0.735	
35 - D1	33.025	41.454	29.816	171.4	230.7	1:44.295	156.08	0.362	
36 - D1	33.117	41.479	IN PIT		231.2	9:27.953	<b>P</b> 28.66	7:44.020	
37 - D3	OUTLAP	44.171	31.251	167.9	194.5	9:20.082	29.06	7:36.149	
38 - D3	33.590	42.653	30.254	169.2	227.3	1:46.497	152.86	2.564	
39 - D3	33.402	41.695	30.139	168.2	228.3	1:45.236	154.69	1.303	
40 - D3	33.210	<b>41.279</b>	29.881	168.4	228.3	1:44.370	155.97	0.437	
41 - D3	33.107	41.994	29.718	169.5	228.3	1:44.819	155.30	0.886	
42 - D3	33.084	41.319	29.716	169.2	227.8	1:44.119	<b>(3)</b> 156.35	0.186	
43 - D3	32.859	41.375	<b>29.699</b>	168.4	228.3	<b>1:43.933</b>	<b>(1)</b> 156.63	<b>12:00:25.943</b>	

Weather / Track : Cloudy / Dry

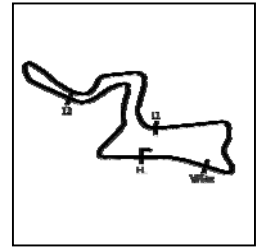
Kyalami Grand Prix Circuit

Circuit Length = 4.522 km

Start: 10:00 Flag 11:59 End: 12:03

# Kyalami 9 Hours

## PAID TEST SESSION 1 - SECTOR ANALYSIS



SECTOR 1 = FL to I1, SECTOR 2 = I1 to I2 SECTOR 3 = I2 to I3, SECTOR 4 = I3 to FL, DIFF = Difference To Personal Best Lap, P = Crossed Finish Line in Pit Lane, D = Time Disallowed

P20 6 Silver Black Falcon			Mercedes-AMG GT3						
IDEAL LAP TIME : 1:43.749		BEST LAP TIME : 1:43.955		DIFFERENCE : 0.206					
D1: Hubert HAUPT		D2: Patrick ASSENHEIMER		D3: Sergei AFANASIEV					
LAP	SECTOR 1	SECTOR 2	SECTOR 3	SPEED TRAP	LAP TIME	KPH	DIFF	TIME OF DAY	
1 - D1			IN PIT					10:00:26.071	
2 - D1	OUTLAP	48.939	IN PIT	101.3	2:27.596	110.29		10:02:53.667	
3 - D1	OUTLAP	44.447	31.242 173.9	136.8	2:00.522	135.07	16.567	10:04:54.189	
4 - D1	33.754	42.219	30.567 174.1	233.2	1:46.540	152.79	2.585	10:06:40.729	
5 - D1	33.539	42.325	29.969 174.1	234.7	1:45.833	153.81	1.878	10:08:26.562	
6 - D1	33.051	41.741	30.857 175.0	234.7	1:45.649	154.08	1.694	10:10:12.211	
7 - D1	33.113	41.516	30.139 174.1	234.2	1:44.768	155.38	0.813	10:11:56.979	
8 - D1	32.927	41.631	IN PIT	233.2	3:38.181	74.61	1:54.226	10:15:35.160	
9 - D1	OUTLAP	42.096	30.651 174.7	206.8	1:51.448	146.06	7.493	10:17:26.608	
10 - D1	32.936	<b>41.407</b>	30.353 173.3	232.7	1:44.696	155.49	0.741	10:19:11.304	
11 - D1	33.072	41.607	30.280 174.4	232.2	1:44.959	155.10	1.004	10:20:56.263	
12 - D1	32.954	41.708	30.069 174.1	233.2	1:44.731	155.43	0.776	10:22:40.994	
13 - D1	33.733	41.968	IN PIT	232.7	3:18.803	81.88	1:34.848	10:25:59.797	
14 - D2	OUTLAP	44.301	31.797 173.3	203.3	1:56.251	140.03	12.296	10:27:56.048	
15 - D2	33.698	43.807	31.334 174.4	232.7	1:48.839	149.57	4.884	10:29:44.887	
16 - D2	33.440	42.606	30.996 173.6	233.2	1:47.042	152.08	3.087	10:31:31.929	
17 - D2	33.661	42.956	30.411 174.7	232.7	1:47.028	152.10	3.073	10:33:18.957	
18 - D2	33.187	41.903	30.817 175.0	233.7	1:45.907	153.71	1.952	10:35:04.864	
19 - D2	33.156	41.933	31.152 173.9	233.2	1:46.241	153.22	2.286	10:36:51.105	
20 - D2	33.375	41.826	30.361 173.9	233.2	1:45.562	154.21	1.607	10:38:36.667	
21 - D2	33.111	41.708	30.430 175.3	233.2	1:45.249	154.67	1.294	10:40:21.916	
22 - D2	32.904	43.862	30.507 174.4	233.2	1:47.273	151.75	3.318	10:42:09.189	
23 - D2	33.530	41.640	30.205 175.3	233.2	1:45.375	154.48	1.420	10:43:54.564	
24 - D2	33.017	41.534	30.421 175.3	233.2	1:44.972	155.08	1.017	10:45:39.536	
25 - D2	32.680	41.439	29.936 174.7	233.7	1:44.055	156.44	0.100	10:47:23.591	
26 - D2	32.855	42.274	IN PIT	233.7	3:03.922	88.51	1:19.967	10:50:27.513	
27 - D3	OUTLAP	47.085	32.934 172.8	122.7	2:09.354	125.84	25.399	10:52:36.867	
28 - D3	34.167	45.843	31.400 173.9	232.7	1:51.410	146.11	7.455	10:54:28.277	
29 - D3	33.631	42.900	31.465 173.9	233.7	1:47.996	150.73	4.041	10:56:16.273	
30 - D3	33.152	42.766	31.008 173.0	233.7	1:46.926	152.24	2.971	10:58:03.199	
31 - D3	33.389	42.553	30.862 173.3	233.2	1:46.804	152.42	2.849	10:59:50.003	
32 - D3	33.099	42.259	30.581 174.1	233.2	1:45.939	153.66	1.984	11:01:35.942	
33 - D3	32.776	41.750	30.212 174.7	233.7	1:44.738	155.42	0.783	11:03:20.680	
34 - D3	<b>32.603</b>	41.895	30.077 174.7	234.2	1:44.575	155.67	0.620	11:05:05.255	
35 - D3	32.723	41.587	30.190 174.7	234.2	1:44.500	155.78	0.545	11:06:49.755	
36 - D3	33.106	42.419	38.358 174.7	234.2	1:53.883	142.94	9.928	11:08:43.638	
37 - D3	32.830	41.847	30.022 175.0	233.7	1:44.699	155.48	0.744	11:10:28.337	
38 - D3	32.824	42.461	30.017 174.1	234.2	1:45.302	154.59	1.347	11:12:13.639	
<b>39 - D3</b>	32.652	41.564	<b>29.739</b> 174.7	234.2	<b>1:43.955 (1)</b>	<b>156.59</b>		<b>11:13:57.594</b>	
40 - D3	32.811	41.447	29.909 <b>175.6</b>	233.7	1:44.167 <b>(3)</b>	156.27	0.212	11:15:41.761	
41 - D3	32.839	42.675	IN PIT	<b>235.2</b>	12:12.736	22.21	10:28.781	11:27:54.497	
42 - D3	OUTLAP	52.771	37.295 127.5	106.6	2:25.743	111.69	41.788	11:30:20.240	
43 - D3	40.413	47.339	34.320 167.7	141.5	2:02.072	133.35	18.117	11:32:22.312	
44 - D3	35.675	44.954	32.550 172.2	174.1	1:53.179	143.83	9.224	11:34:15.491	
45 - D3	33.805	43.535	31.199 173.6	221.7	1:48.539	149.98	4.584	11:36:04.030	
46 - D3	39.375	1:05.719	IN PIT	228.3	12:22.419	21.92	10:38.464	11:48:26.449	
47 - D3	OUTLAP	49.993	36.351 169.0	145.9	2:15.127	120.47	31.172	11:50:41.576	
48 - D3	38.659	45.833	34.008 171.1	144.5	1:58.500	137.37	14.545	11:52:40.076	
49 - D3	34.675	46.481	32.192 172.8	186.2	1:53.348	143.62	9.393	11:54:33.424	
50 - D3	34.114	44.026	33.785 165.8	221.3	1:51.925	145.44	7.970	11:56:25.349	

Weather / Track : Cloudy / Dry

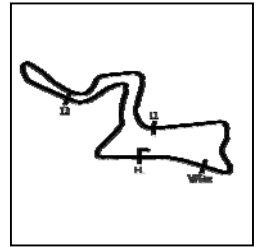
Kyalami Grand Prix Circuit

Circuit Length = 4.522 km

Start: 10:00 Flag 11:59 End: 12:03

# Kyalami 9 Hours

## PAID TEST SESSION 1 - SECTOR ANALYSIS



SECTOR 1 = FL to I1, SECTOR 2 = I1 to I2 SECTOR 3 = I2 to I3, SECTOR 4 = I3 to FL, DIFF = Difference To Personal Best Lap, P = Crossed Finish Line in Pit Lane, D = Time Disallowed

P21 188 ProAm Garage 59				Aston Martin Vantage AMR GT3					
IDEAL LAP TIME : 1:43.903		BEST LAP TIME : 1:43.960		DIFFERENCE : 0.057					
D1: Alex WEST		D2: Chris GOODWIN		D3: Côme LEDOGAR					
LAP	SECTOR 1	SECTOR 2	SECTOR 3	SPEED TRAP	LAP TIME	KPH	DIFF	TIME OF DAY	
1 - D1			IN PIT					P	10:00:27.376
2 - D3	OUTLAP	50.754	IN PIT	98.0	6:01.270	45.06	4:17.310	P	10:06:28.646
3 - D3	OUTLAP	47.647	31.683	168.7	2:02.404	132.99	18.444		10:08:31.050
4 - D3	34.004	43.361	31.107	172.5	1:48.472	150.07	4.512		10:10:19.522
5 - D3	33.695	42.940	32.040	<b>176.4</b>	1:48.675	149.79	4.715		10:12:08.197
6 - D3	33.267	43.015	30.685	174.1	1:46.967	152.18	3.007		10:13:55.164
7 - D3	33.331	44.187	30.764	174.4	1:48.282	150.34	4.322		10:15:43.446
8 - D3	33.278	43.009	31.062	175.3	<b>237.3</b>	151.64	3.389		10:17:30.795
9 - D3	32.989	42.145	30.541	174.4	1:45.675	154.04	1.715		10:19:16.470
10 - D3	33.089	41.879	30.310	175.3	1:45.278	154.63	1.318		10:21:01.748
11 - D3	33.146	42.508	38.571	175.6	1:54.225	142.51	10.265		10:22:55.973
12 - D3	33.125	41.906	30.342	174.4	1:45.373	154.49	1.413		10:24:41.346
13 - D3	33.075	42.262	IN PIT	236.8	6:10.735	43.91	4:26.775	P	10:30:52.081
14 - D3	OUTLAP	43.372	30.599	174.4	1:54.833	141.76	10.873		10:32:46.914
15 - D3	32.811	41.324	30.124	175.6	1:44.259	156.14	0.299	(2)	10:34:31.173
<b>16 - D3</b>	<b>32.765</b>	<b>41.220</b>	<b>29.975</b>	173.9	<b>1:43.960</b>	<b>156.59</b>		<b>(1)</b>	<b>10:36:15.133</b>
17 - D3	32.755	41.318	30.233	174.1	1:44.306	156.07	0.346	<b>(3)</b>	10:37:59.439
18 - D3	<b>32.708</b>	41.484	IN PIT	236.3	4:30.710	60.13	2:46.750	P	10:42:30.149
19 - D1	OUTLAP	46.711	32.225	171.4	2:07.839	127.34	23.879		10:44:37.988
20 - D1	35.064	44.132	31.160	173.3	1:50.356	147.51	6.396		10:46:28.344
21 - D1	34.346	44.120	31.480	171.9	1:49.946	148.06	5.986		10:48:18.290
22 - D1	34.115	45.508	31.482	172.2	1:51.105	146.52	7.145		10:50:09.395
23 - D1	35.053	45.584	31.324	172.8	1:51.961	145.40	8.001		10:52:01.356
24 - D1	35.126	43.637	31.486	171.9	1:50.249	147.65	6.289		10:53:51.605
25 - D1	33.871	43.693	30.989	173.0	1:48.553	149.96	4.593		10:55:40.158
26 - D1	34.035	46.099	31.640	172.2	1:51.774	145.64	7.814		10:57:31.932
27 - D1	34.442	44.281	31.535	173.6	1:50.258	147.64	6.298		10:59:22.190
28 - D1	34.153	43.639	30.897	173.0	1:48.689	149.77	4.729		11:01:10.879
29 - D1	33.604	43.308	31.165	173.3	1:48.077	150.62	4.117		11:02:58.956
30 - D1	33.846	42.876	31.500	171.7	1:48.222	150.42	4.262		11:04:47.178
31 - D1	34.412	44.812	IN PIT	235.2	3:09.094	86.09	1:25.134	P	11:07:56.272
32 - D2	OUTLAP	47.111	33.965	172.2	2:07.911	127.26	23.951		11:10:04.183
33 - D2	34.621	43.503	31.404	171.9	1:49.528	148.63	5.568		11:11:53.711
34 - D2	33.956	44.232	31.306	173.0	1:49.494	148.67	5.534		11:13:43.205
35 - D2	33.404	42.765	30.765	172.8	1:46.934	152.23	2.974		11:15:30.139
36 - D2	33.109	42.960	30.728	174.1	1:46.797	152.43	2.837		11:17:16.936
37 - D2	33.239	42.504	30.427	173.0	1:46.170	153.33	2.210		11:19:03.106
38 - D2	35.919	43.627	IN PIT	235.2	7:11.381	37.73	5:27.421	P	11:26:14.487
39 - D2	OUTLAP	45.956	30.922	173.0	1:57.505	138.54	13.545		11:28:11.992
40 - D2	33.785	42.686	30.972	173.3	1:47.443	151.51	3.483		11:29:59.435
41 - D2	33.491	42.559	30.705	172.5	1:46.755	152.49	2.795		11:31:46.190
42 - D2	33.020	42.293	30.345	171.9	1:45.658	154.07	1.698		11:33:31.848
43 - D2	33.193	42.092	30.247	173.3	1:45.532	154.25	1.572		11:35:17.380
44 - D2	34.735	43.731	IN PIT	221.7	13:04.268	20.75	11:20.308	P	11:48:21.648
45 - D1	OUTLAP	49.048	33.601	171.7	2:10.755	124.50	26.795		11:50:32.403
46 - D1	34.225	43.431	30.607	172.8	1:48.263	150.36	4.303		11:52:20.666
47 - D1	33.313	42.360	30.176	174.1	1:45.849	153.79	1.889		11:54:06.515
48 - D1	33.408	42.934	31.041	173.6	1:47.383	151.59	3.423		11:55:53.898
49 - D1	33.758	42.340	30.580	173.3	1:46.678	152.60	2.718		11:57:40.576
50 - D1	33.513	42.577	30.682	171.1	1:46.772	152.46	2.812		11:59:27.348
51 - D1	33.419	42.438	30.915	172.2	1:46.772	152.46	2.812		12:01:14.120

Weather / Track : Cloudy / Dry

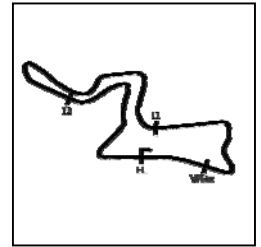
Kyalami Grand Prix Circuit

Circuit Length = 4.522 km

Start: 10:00 Flag 11:59 End: 12:03

# Kyalami 9 Hours

## PAID TEST SESSION 1 - SECTOR ANALYSIS



SECTOR 1 = FL to I1, SECTOR 2 = I1 to I2 SECTOR 3 = I2 to I3, SECTOR 4 = I3 to FL, DIFF = Difference To Personal Best Lap, P = Crossed Finish Line in Pit Lane, D = Time Disallowed

P22 62 Pro R-Motorsport		Aston Martin Vantage AMR GT3							
IDEAL LAP TIME : 1:44.532		BEST LAP TIME : 1:44.616		DIFFERENCE : 0.084					
D1: Ricky COLLARD		D2: Hugo de SADELEER		D3: Marvin KIRCHHOEFER					
LAP	SECTOR 1	SECTOR 2	SECTOR 3	SPEED TRAP	LAP TIME	KPH	DIFF	TIME OF DAY	
1 - D1	OUTLAP		IN PIT					10:00:38.832	
2 - D3	OUTLAP		IN PIT	138.6	2:46.892	P 97.54	1:02.276	10:03:25.724	
3 - D3	OUTLAP	50.314	IN PIT	181.5	7:49.072	P 34.70	6:04.456	10:11:14.796	
4 - D3	OUTLAP	48.861	32.782	169.2	147.5	2:12.425	122.93	27.809	10:13:27.221
5 - D3	34.508	43.387	30.461	173.9	231.7	1:48.356	150.23	3.740	10:15:15.577
6 - D3	33.225	41.532	30.436	173.3	234.2	1:45.193 (3)	154.75	0.577	10:17:00.770
7 - D3	33.016	45.476	37.076	173.3	234.2	1:55.568	140.86	10.952	10:18:56.338
8 - D3	<b>32.931</b>	<b>41.437</b>	30.248	172.8	233.7	<b>1:44.616 (1)</b>	<b>155.60</b>		<b>10:20:40.954</b>
9 - D3	35.222	42.351	<b>30.164</b>	174.1	234.2	1:47.737	151.10	3.121	10:22:28.691
10 - D3	33.115	41.751	30.252	<b>174.4</b>	234.7	1:45.118 (2)	154.86	0.502	10:24:13.809
11 - D3	33.777	47.514	39.063	173.6	235.2	2:00.354	135.26	15.738	10:26:14.163
12 - D3	32.938	41.517	IN PIT	234.7	5:08.952	P 52.69	3:24.336	10:31:23.115	
13 - D2	OUTLAP	46.067	33.302	171.4	193.5	2:03.752	131.54	19.136	10:33:26.867
14 - D2	36.192	45.187	31.761	173.3	233.7	1:53.140	143.88	8.524	10:35:20.007
15 - D2	33.880	43.860	31.256	173.6	<b>235.8</b>	1:48.996	149.35	4.380	10:37:09.003
16 - D2	33.436	43.679	31.196	172.8	234.7	1:48.311	150.30	3.695	10:38:57.314
17 - D2	33.437	42.762	30.668	173.0	234.7	1:46.867	152.33	2.251	10:40:44.181
18 - D2	33.301	42.834	30.756	173.3	234.2	1:46.891	152.29	2.275	10:42:31.072
19 - D2	33.247	41.840	30.800	172.5	234.7	1:45.887	153.74	1.271	10:44:16.959
20 - D2	34.168	43.715	31.892	173.6	234.2	1:49.775	148.29	5.159	10:46:06.734
21 - D2	34.954	43.766	IN PIT	233.7	12:53.023	P 21.05	11:08.407	10:58:59.757	
22 - D1	OUTLAP	46.135	IN PIT	139.1	7:35.358	P 35.75	5:50.742	11:06:35.115	
23 - D1	OUTLAP	46.514	32.056	172.2	203.7	2:01.316	134.18	16.700	11:08:36.431
24 - D1	34.237	44.683	30.919	171.7	232.2	1:49.839	148.20	5.223	11:10:26.270
25 - D1	34.007	44.449	30.843	166.9	229.7	1:49.299	148.94	4.683	11:12:15.569
26 - D1	34.555	43.869	IN PIT	220.8	43:23.325	P 6.25	41:38.709	11:55:38.894	

Weather / Track : Cloudy / Dry

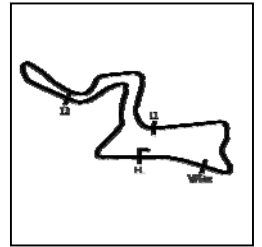
Kyalami Grand Prix Circuit

Circuit Length = 4.522 km

Start: 10:00 Flag 11:59 End: 12:03

# Kyalami 9 Hours

## PAID TEST SESSION 1 - SECTOR ANALYSIS



SECTOR 1 = FL to I1, SECTOR 2 = I1 to I2 SECTOR 3 = I2 to I3, SECTOR 4 = I3 to FL, DIFF = Difference To Personal Best Lap, P = Crossed Finish Line in Pit Lane, D = Time Disallowed

P23 9 Silver Lechner Racing			Porsche 911 GT3 R					
IDEAL LAP TIME :		BEST LAP TIME : 1:44.785		DIFFERENCE :				
D1: Saul HACK		D2: Lars KERN		D3: Dylan PEREIRA				
LAP	SECTOR 1	SECTOR 2	SECTOR 3	SPEED TRAP	LAP TIME	KPH	DIFF	TIME OF DAY
1 - D1								10:04:29.045
2 - D1					2:08.144	127.03	23.359	10:06:37.189
3 - D1					2:02.956	132.39	18.171	10:08:40.145
4 - D1					1:56.691	139.50	11.906	10:10:36.836
5 - D1					1:54.057	142.72	9.272	10:12:30.893
6 - D1					1:46.578	152.74	1.793	10:14:17.471
7 - D1					1:46.407	152.98	1.622	10:16:03.878
8 - D1					1:54.653	141.98	9.868	10:17:58.531
9 - D1			IN PIT		11:15.951	P 24.08	9:31.166	10:29:14.482
10 - D1					2:19.607	116.60	34.822	10:31:34.090
11 - D1					2:04.282	130.98	19.497	10:33:38.372
12 - D1					1:59.096	136.68	14.311	10:35:37.468
13 - D1					1:52.351	144.89	7.566	10:37:29.819
14 - D1					1:49.269	148.98	4.484	10:39:19.088
15 - D1					1:48.098	150.59	3.313	10:41:07.186
16 - D1					1:47.931	150.82	3.146	10:42:55.117
17 - D1					1:59.890	135.78	15.105	10:44:55.007
18 - D1					1:56.080	140.24	11.295	10:46:51.087
19 - D1			IN PIT		5:12.695	P 52.06	3:27.910	10:52:03.782
20 - D2					2:02.123	133.30	17.338	10:54:05.906
21 - D2					1:51.000	146.65	6.215	10:55:56.906
22 - D2					1:47.713	151.13	2.928	10:57:44.619
23 - D2					1:46.765	152.47	1.980	10:59:31.384
24 - D2					1:45.825	153.83	1.040	11:01:17.209
25 - D2					1:45.603	154.15	0.818	11:03:02.812
26 - D2					1:48.904	149.48	4.119	11:04:51.716
27 - D2					1:46.241	153.22	1.456	11:06:37.957
28 - D2					1:45.670	154.05	0.885	11:08:23.627
29 - D2					1:45.703	154.00	0.918	11:10:09.330
30 - D2			IN PIT		4:12.785	P 64.39	2:28.000	11:14:22.115
31 - D2					1:51.076	146.55	6.291	11:16:13.192
32 - D2					1:45.667	154.06	0.882	11:17:58.859
33 - D2					1:44.964	(2) 155.09	0.179	11:19:43.823
34 - D2					1:45.537	154.25	0.752	11:21:29.360
35 - D2					1:45.308	154.58	0.523	11:23:14.668
36 - D2					1:44.785	(1) 155.35		11:24:59.453
37 - D2					1:45.247	154.67	0.462	11:26:44.700
38 - D2					1:45.954	153.64	1.169	11:28:30.654
39 - D2					1:45.611	154.14	0.826	11:30:16.265
40 - D2					1:45.069	(3) 154.93	0.284	11:32:01.334
41 - D2			IN PIT		4:40.905	P 57.95	2:56.120	11:36:42.239
42 - D2					2:14.043	121.44	29.258	11:38:56.283
43 - D2			IN PIT		9:47.367	P 27.71	8:02.582	11:48:43.650
44 - D2					1:59.737	135.95	14.952	11:50:43.388
45 - D2					1:49.612	148.51	4.827	11:52:33.000
46 - D2					1:48.168	150.49	3.383	11:54:21.168
47 - D2					1:47.356	151.63	2.571	11:56:08.524
48 - D2					1:48.814	149.60	4.029	11:57:57.338
49 - D2					1:47.299	151.71	2.514	11:59:44.637
50 - D2					1:46.288	153.16	1.503	12:01:30.925

Weather / Track : Cloudy / Dry

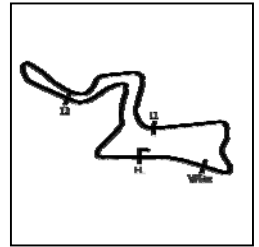
Kyalami Grand Prix Circuit

Circuit Length = 4.522 km

Start: 10:00 Flag 11:59 End: 12:03

# Kyalami 9 Hours

## PAID TEST SESSION 1 - SECTOR ANALYSIS



SECTOR 1 = FL to I1, SECTOR 2 = I1 to I2 SECTOR 3 = I2 to I3, SECTOR 4 = I3 to FL, DIFF = Difference To Personal Best Lap, P = Crossed Finish Line in Pit Lane, D = Time Disallowed

P24 36 Am Walkenhorst Motorsport		BMW M6 GT3							
IDEAL LAP TIME : 1:44.351		BEST LAP TIME : 1:44.799		DIFFERENCE : 0.448					
D1: Henry WALKENHORST		D2: Michael Von ROOYEN		D3: Gennaro BONAFEDE					
LAP	SECTOR 1	SECTOR 2	SECTOR 3	SPEED TRAP	LAP TIME	KPH	DIFF	TIME OF DAY	
1 - D1			IN PIT					10:00:30.446	
2 - D3	OUTLAP	1:01.721	IN PIT	88.7	9:25.128	28.80	7:40.329	10:09:55.574	
3 - D3	OUTLAP	46.331	31.939	173.3	113.0	2:03.260	132.07	10:11:58.834	
4 - D3	33.795	42.758	31.128	174.4	234.7	1:47.681	151.17	10:13:46.515	
5 - D3	33.184	42.137	IN PIT	235.8	4:02.933	67.01	2:18.134	10:17:49.448	
6 - D3	OUTLAP	42.679	30.664	174.1	208.8	1:52.619	144.55	10:19:42.067	
7 - D3	33.099	41.710	30.340	173.9	235.2	1:45.149	154.82	10:21:27.216	
8 - D3	32.883	<b>41.520</b>	30.396	172.8	235.8	<b>1:44.799 (1)</b>	<b>155.33</b>	<b>10:23:12.015</b>	
9 - D3	32.998	41.612	30.535	173.0	235.2	1:45.145	154.82	10:24:57.160	
10 - D3	33.612	43.524	30.783	173.0	235.8	1:47.919	150.84	10:26:45.079	
11 - D3	32.968	41.962	30.411	173.3	236.3	1:45.341	154.53	10:28:30.420	
12 - D3	33.071	41.836	30.564	173.3	235.8	1:45.471	154.34	10:30:15.891	
13 - D3	33.009	41.959	IN PIT	236.3	4:19.917	62.63	2:35.118	10:34:35.808	
14 - D1	OUTLAP	45.314	32.689	169.2	193.8	2:01.862	133.58	10:36:37.670	
15 - D1	35.245	44.704	32.074	172.2	234.7	1:52.023	145.32	10:38:29.693	
16 - D1	34.661	44.757	IN PIT	235.8	3:20.526	81.18	1:35.727	10:41:50.219	
17 - D1	OUTLAP	44.971	32.560	172.5	201.4	1:58.818	137.00	10:43:49.037	
18 - D1	34.670	44.853	32.694	173.0	235.2	1:52.217	145.06	10:45:41.254	
19 - D1	34.259	44.909	32.158	173.3	236.8	1:51.326	146.22	10:47:32.580	
20 - D1	34.057	44.140	31.543	174.1	236.3	1:49.740	148.34	10:49:22.320	
21 - D1	33.840	43.366	31.916	172.2	236.3	1:49.122	149.18	10:51:11.442	
22 - D1	34.086	43.428	31.138	173.3	236.3	1:48.652	149.82	10:53:00.094	
23 - D1	34.295	43.160	31.015	173.9	236.3	1:48.470	150.08	10:54:48.564	
24 - D1	33.700	43.718	IN PIT	237.3	5:02.105	53.88	3:17.306	10:59:50.669	
25 - D2	OUTLAP	44.287	37.454	166.4	166.6	2:04.722	130.52	11:01:55.391	
26 - D2	35.086	44.787	32.303	173.0	225.9	1:52.176	145.12	11:03:47.567	
27 - D2	34.407	43.532	IN PIT	232.7	4:11.849	64.63	2:27.050	11:07:59.416	
28 - D2	OUTLAP	43.246	31.282	173.6	184.9	1:56.195	140.10	11:09:55.611	
29 - D2	34.611	43.527	31.150	174.1	236.3	1:49.288	148.95	11:11:44.899	
30 - D2	33.716	42.867	31.401	173.6	236.3	1:47.984	150.75	11:13:32.883	
31 - D2	33.617	42.737	31.256	174.4	236.8	1:47.610	151.27	11:15:20.493	
32 - D2	33.316	42.582	31.092	171.9	237.3	1:46.990	152.15	11:17:07.483	
33 - D2	33.502	42.451	30.662	173.9	235.8	1:46.615	152.69	11:18:54.098	
34 - D2	35.085	42.816	30.742	174.1	236.3	1:48.643	149.84	11:20:42.741	
35 - D2	33.263	42.534	IN PIT	237.3	5:27.190	49.75	3:42.391	11:26:09.931	
36 - D3	OUTLAP	42.791	32.359	174.4	206.1	1:53.892	142.93	11:28:03.823	
37 - D3	32.797	41.885	30.521	174.1	235.8	1:45.203	154.74	11:29:49.026	
38 - D3	32.883	41.563	30.397	173.9	236.8	1:44.843	155.27	11:31:33.869	
39 - D3	32.826	42.049	31.452	172.2	237.3	1:46.327	153.10	11:33:20.196	
40 - D3	32.905	41.629	30.782	173.6	236.3	1:45.316	154.57	11:35:05.512	
41 - D3	<b>32.766</b>	41.818	30.325	<b>175.3</b>	237.3	1:44.909	155.17	11:36:50.421	
42 - D3	32.900	42.265	IN PIT	<b>237.8</b>	11:24.579	23.77	9:39.780	11:48:15.000	
43 - D2	OUTLAP	47.309	32.556	174.4	169.0	2:09.370	125.83	11:50:24.370	
44 - D2	33.303	41.936	30.114	<b>175.3</b>	234.7	1:45.353	154.52	11:52:09.723	
45 - D2	32.987	41.852	<b>30.065</b>	175.0	236.8	1:44.904	155.18	11:53:54.627	
46 - D2	32.939	41.767	30.415	174.1	236.3	1:45.121	154.86	11:55:39.748	
47 - D2	33.155	41.771	30.277	174.1	235.8	1:45.203	154.74	11:57:24.951	
48 - D2	33.108	41.922	30.328	173.3	235.2	1:45.358	154.51	11:59:10.309	

Weather / Track : Cloudy / Dry

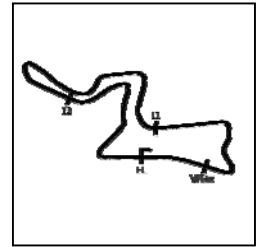
Kyalami Grand Prix Circuit

Circuit Length = 4.522 km

Start: 10:00 Flag 11:59 End: 12:03

# Kyalami 9 Hours

## PAID TEST SESSION 1 - SECTOR ANALYSIS



SECTOR 1 = FL to I1, SECTOR 2 = I1 to I2 SECTOR 3 = I2 to I3, SECTOR 4 = I3 to FL, DIFF = Difference To Personal Best Lap, P = Crossed Finish Line in Pit Lane, D = Time Disallowed

P25 40 Am		SPS Automotive Performance			Mercedes-AMG GT3				
IDEAL LAP TIME : 1:45.052		BEST LAP TIME : 1:45.232			DIFFERENCE : 0.180				
D1: Valentin PIERBURG		D2: Tim Torsten MÜLLER			D3: Miguel RAMOS				
LAP	SECTOR 1	SECTOR 2	SECTOR 3	SPEED TRAP	LAP TIME	KPH	DIFF	TIME OF DAY	
1 - D1			IN PIT					10:00:45.491	
2 - D3	OUTLAP	57.529	36.608	168.4	116.3	2:30.182	108.39	44.950	
3 - D3	37.920	50.875	33.491	170.6	227.3	2:02.286	133.12	17.054	
4 - D3	36.180	47.268	32.637	171.4	231.2	1:56.085	140.23	10.853	
5 - D3	35.250	44.538	31.691	172.2	230.7	1:51.479	146.02	6.247	
6 - D3	34.378	43.434	31.242	171.9	232.2	1:49.054	149.27	3.822	
7 - D3	33.863	43.580	30.742	171.9	230.2	1:48.185	150.47	2.953	
8 - D3	33.742	42.898	30.680	171.7	231.2	1:47.320	151.68	2.088	
9 - D3	33.644	42.366	30.545	172.2	231.2	1:46.555	152.77	1.323	
10 - D3	33.764	42.538	30.679	173.0	231.2	1:46.981	152.16	1.749	
11 - D3	33.330	42.098	30.395	173.3	231.2	1:45.823	153.83	0.591	
12 - D3	33.181	<b>41.874</b>	30.342	172.5	231.2	1:45.397 (2)	154.45	0.165	
13 - D3	33.034	41.998	30.200	173.3	233.2	<b>1:45.232 (1)</b>	<b>154.69</b>	<b>10:23:20.070</b>	
14 - D3	33.491	41.967	IN PIT		231.7	6:12.962	43.64	4:27.730	
15 - D1	OUTLAP	49.273	32.744	171.9	203.7	2:03.126	132.21	17.894	
16 - D1	34.302	45.025	33.181	171.1	231.2	1:52.508	144.69	7.276	
17 - D1	33.996	45.171	31.314	172.8	<b>234.7</b>	1:50.481	147.34	5.249	
18 - D1	33.894	45.085	32.159	171.4	232.2	1:51.138	146.47	5.906	
19 - D1	35.045	43.604	32.153	<b>175.0</b>	231.2	1:50.802	146.92	5.570	
20 - D1	33.434	44.642	30.936	173.9	232.2	1:49.012	149.33	3.780	
21 - D1	33.915	44.409	32.712	173.0	230.2	1:51.036	146.61	5.804	
22 - D1	34.364	43.695	30.845	172.8	233.2	1:48.904	149.48	3.672	
23 - D1	33.421	42.922	31.854	174.7	228.3	1:48.197	150.45	2.965	
24 - D1	33.544	43.163	30.796	173.6	233.7	1:47.503	151.43	2.271	
25 - D1	34.314	43.127	30.605	172.5	232.2	1:48.046	150.66	2.814	
26 - D1	33.814	42.956	IN PIT		232.7	6:23.509	42.44	4:38.277	
27 - D2	OUTLAP	46.351	32.841	171.4	200.3	2:00.984	134.55	15.752	
28 - D2	35.384	45.236	32.084	172.2	229.2	1:52.704	144.44	7.472	
29 - D2	34.444	44.254	31.737	171.7	231.7	1:50.435	147.40	5.203	
30 - D2	34.259	44.222	31.373	173.0	230.7	1:49.854	148.18	4.622	
31 - D2	34.011	45.280	31.569	172.2	231.7	1:50.860	146.84	5.628	
32 - D2	33.925	43.676	31.036	172.2	230.7	1:48.637	149.84	3.405	
33 - D2	33.910	43.318	IN PIT		228.8	9:23.609	28.88	7:38.377	
34 - D2	OUTLAP	43.814	30.803	174.1	193.8	1:55.369	141.10	10.137	
35 - D2	34.078	43.349	30.889	171.9	230.2	1:48.316	150.29	3.084	
36 - D2	34.023	43.275	30.774	173.3	229.2	1:48.072	150.63	2.840	
37 - D2	33.697	42.802	31.031	172.8	230.7	1:47.530	151.39	2.298	
38 - D2	33.701	43.022	IN PIT		231.2	4:37.683	58.62	2:52.451	
39 - D3	OUTLAP	43.888	31.169	171.7	128.8	2:01.042	134.49	15.810	
40 - D3	34.504	43.388	30.697	173.9	230.2	1:48.589	149.91	3.357	
41 - D3	33.279	42.629	30.403	<b>175.0</b>	230.7	1:46.311	153.12	1.079	
42 - D3	33.229	42.297	30.354	173.6	231.7	1:45.880	153.75	0.648	
43 - D3	33.961	42.779	30.377	172.2	232.2	1:47.117	151.97	1.885	
44 - D3	33.362	42.152	IN PIT		231.7	10:23.144	26.12	8:37.912	
45 - D1	OUTLAP	48.152	33.629	171.9	180.3	2:10.335	124.90	25.103	
46 - D1	33.576	43.487	30.649	174.7	231.2	1:47.712	151.13	2.480	
47 - D1	33.273	42.736	30.484	171.9	228.8	1:46.493	152.86	1.261	
48 - D1	33.261	42.467	IN PIT		231.2	1:59.453	136.28	14.221	
49 - D1	OUTLAP	43.672	30.422	173.9	205.7	1:52.657	144.50	7.425	
50 - D1	33.057	42.592	<b>30.152</b>	173.6	230.7	1:45.801	153.86	0.569	
51 - D1	<b>33.026</b>	42.348	30.265	172.8	231.7	1:45.639 (3)	154.10	0.407	

Weather / Track : Cloudy / Dry

Kyalami Grand Prix Circuit

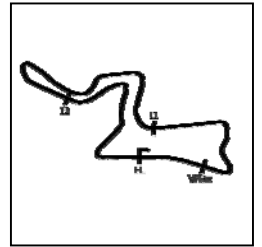
Circuit Length = 4.522 km

Start: 10:00 Flag 11:59 End: 12:03



# Kyalami 9 Hours

## PAID TEST SESSION 1 - SECTOR ANALYSIS



SECTOR 1 = FL to I1, SECTOR 2 = I1 to I2 SECTOR 3 = I2 to I3, SECTOR 4 = I3 to FL, DIFF = Difference To Personal Best Lap, P = Crossed Finish Line in Pit Lane, D = Time Disallowed

P26 17 Nat		Pablo Clark Racing		Ferrari 458 Italia GT3				
IDEAL LAP TIME : 1:45.333		BEST LAP TIME : 1:45.430		DIFFERENCE : 0.097				
D1: Kishoor PITAMBER		D2: Leonard Charles THOMPS		D3: Michael STEPHEN				
LAP	SECTOR 1	SECTOR 2	SECTOR 3	SPEED TRAP	LAP TIME	KPH	DIFF	TIME OF DAY
1 - D1			IN PIT				<b>P</b>	10:01:37.896
2 - D2	OUTLAP	1:00.490	IN PIT	106.4	5:10.915	52.35		10:06:48.811
3 - D2	OUTLAP	56.715	37.313	167.9	2:23.414	113.51	37.984	10:09:12.225
4 - D2	35.229	44.069	31.162	173.6	230.7	1:50.460	5.030	10:11:02.685
5 - D2	33.190	<b>41.960</b>	30.875	172.5	234.2	1:46.025 <b>(3)</b>	0.595	10:12:48.710
6 - D2	33.296	42.059	30.643	173.3	234.2	1:45.998 <b>(2)</b>	0.568	10:14:34.708
7 - D2	<b>33.016</b>	42.057	<b>30.357</b>	173.0	235.2	<b>1:45.430 (1)</b>	<b>154.40</b>	<b>10:16:20.138</b>
8 - D2	33.349	42.070	30.691	<b>175.0</b>	<b>236.3</b>	1:46.110	0.680	10:18:06.248

P27 13 Nat		Stradale Motorsport		Lamborghini Huracan GT3 2019				
IDEAL LAP TIME : 1:48.483		BEST LAP TIME : 1:50.033		DIFFERENCE : 1.550				
D1: Charl ARANGIES		D2: Craig JARVIS		D3: Dawie JOUBERT				
LAP	SECTOR 1	SECTOR 2	SECTOR 3	SPEED TRAP	LAP TIME	KPH	DIFF	TIME OF DAY
1 - D1			IN PIT				<b>P</b>	10:01:23.839
2 - D1	OUTLAP	50.373	IN PIT	172.8	3:10.174	85.60	1:20.141	10:04:34.013
3 - D1	OUTLAP	44.586	31.887	169.8	198.1	1:57.508	7.475	10:06:31.521
4 - D1	34.588	44.075	<b>31.768</b>	171.1	229.7	1:50.431 <b>(2)</b>	0.398	10:08:21.952
5 - D1	35.081	43.150	31.802	<b>171.4</b>	231.7	<b>1:50.033 (1)</b>	<b>147.94</b>	<b>10:10:11.985</b>

P28 09 Am		Team Perfect Circle		Porsche 997 GT3 R				
IDEAL LAP TIME : 1:49.864		BEST LAP TIME : 1:50.567		DIFFERENCE : 0.703				
D1: Franco SCRIBANTE		D2: Silvio SCRIBANTE		D3: Andre BEZUIDENHOUT				
LAP	SECTOR 1	SECTOR 2	SECTOR 3	SPEED TRAP	LAP TIME	KPH	DIFF	TIME OF DAY
1 - D1	OUTLAP		IN PIT				<b>P</b>	10:01:48.046
2 - D1	OUTLAP	56.484	39.089	167.4	110.9	2:28.783	38.216	10:04:16.829
3 - D1	41.090	52.282	IN PIT	184.6	12:06.842	22.39	10:16.275	10:16:23.671
4 - D1	OUTLAP	51.415	34.260	170.0	159.5	2:11.627	21.060	10:18:35.298
5 - D1	37.084	45.305	32.231	171.1	226.4	1:54.620 <b>(3)</b>	4.053	10:20:29.918
6 - D1	35.274	44.142	<b>31.842</b>	<b>172.5</b>	230.7	1:51.258 <b>(2)</b>	0.691	10:22:21.176
7 - D1	34.456	<b>43.900</b>	32.211	170.6	232.7	<b>1:50.567 (1)</b>	<b>147.23</b>	<b>10:24:11.743</b>
8 - D1	34.424	44.176	IN PIT	232.2	23:47.193	11.40	21:56.626	10:47:58.936
9 - D1	OUTLAP	49.116	34.312	171.1	158.1	2:09.272	18.705	10:50:08.208
10 - D1	35.494	46.787	32.942	<b>172.5</b>	215.5	1:55.223	4.656	10:52:03.431
11 - D1	<b>34.122</b>	45.121	56.611	165.6	<b>234.2</b>	2:15.854	25.287	10:54:19.285
12 - D1	36.676	46.906	IN PIT	194.2	13:54.464	19.50	12:03.897	11:08:13.749

Weather / Track : Cloudy / Dry

Kyalami Grand Prix Circuit

Circuit Length = 4.522 km

Start: 10:00 Flag 11:59 End: 12:03

# Kyalami 9 Hours

## PAID TEST SESSION 1 - DRIVER STATISTICS

POS	NO	CL	PIC	TEAM / DRIVERS	CAR	LAPS	RACE TIME	%	BEST	ON	KPH
1	31	Pro	1	Frikadelli Racing Team (DEU)	Porsche 911 GT3 R	48	<b>2:00:22.379</b>				
				10		22:45.256	18.90	1:43.337	21	157.53	
				22		49:07.887	40.82	1:43.349	47	157.51	
				15		30:14.261	25.12	1:42.386	37	158.99	
2	44	Pro	2	Mercedes-AMG Team Strakka Racing (C	Mercedes-AMG GT3	48	<b>1:57:07.150</b>				
				15		32:51.802	28.06	1:43.423	8	157.40	
				18		34:52.732	29.78	1:42.577	42	158.70	
				14		27:40.173	23.63	1:43.755	25	156.90	
3	18	Pro	3	KCMG (HKG)	Nissan GT-R NISMO GT3	50	<b>1:58:13.768</b>				
				28		59:26.842	50.28	1:43.380	14	157.46	
				15		29:06.413	24.62	1:42.593	40	158.67	
				6		12:22.289	10.46	1:43.745	50	156.91	
4	35	Pro	4	KCMG (HKG)	Nissan GT-R NISMO GT3	43	<b>1:59:34.677</b>				
				13		23:18.032	19.49	1:43.371	43	157.48	
				18		37:42.978	31.54	1:43.345	18	157.52	
				11		23:24.995	19.58	1:42.696	28	158.51	
5	10	Pro	5	Mercedes-AMG Team SPS Automotive F	Mercedes-AMG GT3	47	<b>2:00:17.625</b>				
				22		49:21.013	41.02	1:43.675	21	157.02	
				13		25:14.681	20.99	1:43.304	34	157.58	
				11		20:31.476	17.06	1:42.891	47	158.21	
6	76	Pro	6	R-Motorsport (CHE)	Aston Martin Vantage AMR GT3	51	<b>1:59:21.436</b>				
				13		31:03.248	26.02	1:43.766	34	156.88	
				20		39:05.128	32.75	1:44.759	50	155.39	
				17		43:36.627	36.54	1:42.974	43	158.09	
7	999	Pro	7	Mercedes-AMG Team GruppeM Racing	Mercedes-AMG GT3	48	<b>1:57:17.241</b>				
				14		33:32.038	28.59	1:43.409	21	157.42	
				14		30:38.432	26.12	1:43.121	35	157.86	
				19		42:18.586	36.07	1:43.001	42	158.04	
8	12	Pro	8	Dinamic Motorsport (ITA)	Porsche 911 GT3 R	46	<b>1:57:34.435</b>				
				12		23:51.842	20.30	1:43.960	12	156.59	
				18		34:32.789	29.38	1:43.582	22	157.16	
				15		30:14.761	25.73	1:43.019	43	158.02	
9	911	Pro	9	KUS Team 75 Bernhard (DEU)	Porsche 911 GT3 R	51	<b>1:56:42.062</b>				
				0		0.000	0.00		0		
				31		57:44.758	49.48	1:43.874	26	156.72	
				19		36:50.775	31.57	1:43.242	49	157.68	
10	20	Pro	10	GPX Racing (UAE)	Porsche 911 GT3 R	45	<b>1:46:08.766</b>				
				10		19:17.982	18.18	1:43.252	26	157.66	
				16		30:38.111	28.86	1:43.708	16	156.97	
				18		32:53.999	30.99	1:43.259	45	157.65	
11	30	Pro	11	Honda Team Motul (ITA)	Honda NSX GT3 2019	49	<b>1:59:05.598</b>				
				14		33:01.037	27.72	1:43.975	41	156.56	
				20		39:07.361	32.85	1:43.259	47	157.65	
				14		26:34.502	22.31	1:44.841	14	155.27	
12	34	Pro	12	Walkenhorst Motorsport (DEU)	BMW M6 GT3	52	<b>1:55:59.845</b>				
				20		43:35.459	37.58	1:43.610	42	157.11	
				14		26:42.497	23.02	1:43.335	28	157.53	
				17		34:41.496	29.91	1:43.276	50	157.62	
13	42	Pro	13	BMW Team Schnitzer (DEU)	BMW M6 GT3	61	<b>2:01:19.211</b>				
				25		45:34.371	37.56	1:43.907	38	156.67	
				19		35:08.272	28.96	1:44.037	5	156.47	
				16		29:10.731	24.05	1:43.321	61	157.55	
14	108	Pro	14	Bentley Team M-Sport (GBR)	Bentley Continental GT3	49	<b>2:00:17.639</b>				
				17		36:48.990	30.61	1:43.838	36	156.77	
				16		37:49.133	31.44	1:43.385	29	157.46	
				15		34:46.803	28.91	1:44.124	42	156.34	

Kyalami Grand Prix Circuit

Circuit Length = 4.522 km

Start: 10:00 Flag 11:59 End: 12:03

Weather / Track : Cloudy / Dry

# Kyalami 9 Hours

## PAID TEST SESSION 1 - DRIVER STATISTICS

POS	NO	CL	PIC	TEAM / DRIVERS	CAR	LAPS	RACE TIME	%	BEST	ON	KPH
15	22	Silver	1	WTM Racing powered by Rinaldi (DEU) Leonard WEISS (DEU) Jochen KRUMBACH (DEU) David PEREL (ZAF)	Ferrari 488 GT3	49	<b>2:00:50.471</b>				
						12	22:55.644	18.97	1:46.398	49	153.00
						21	41:15.072	34.14	1:45.743	14	153.95
						15	28:55.334	23.93	1:43.469	36	157.33
16	43	ProAm	1	Strakka Racing (GBR) Christina NIELSEN (DNK) Adrian Henry D'SLIVA (MYS) Dominik BAUMANN (AUT)	Mercedes-AMG GT3	43	<b>1:37:19.189</b>				
						15	30:45.866	31.61	1:45.712	28	153.99
						13	33:23.097	34.30	1:47.895	42	150.88
						14	30:09.519	30.99	1:43.490	9	157.30
17	25	Pro	15	Audi Sport Team WRT (BEL) Dries VANTHOOR (BEL) Kelvin VAN DER LINDE (ZAF) Frederic VERVISCH (BEL)	Audi R8 LMS GT3 2019	51	<b>2:00:11.592</b>				
						13	29:52.312	24.85	1:43.512	26	157.26
						15	29:43.795	24.74	1:43.633	15	157.08
						22	38:48.851	32.29	1:43.786	39	156.85
18	107	Pro	16	Bentley Team M-Sport (GBR) Jules GOUNON (FRA) Maxime SOULET (BEL) Jordan PEPPER (ZAF)	Bentley Continental GT3	48	<b>2:00:16.939</b>				
						16	29:07.459	24.21	1:43.606	36	157.12
						21	38:23.630	31.92	1:43.723	48	156.94
						10	19:24.578	16.14	1:43.731	8	156.93
19	29	Pro	17	Audi Sport Team Land (DEU) Markus WINKELHOCK (DEU) Christopher MIES (DEU) Christopher HAASE (DEU)	Audi R8 LMS GT3 2019	43	<b>1:55:56.387</b>				
						15	41:35.583	35.87	1:44.295	35	156.08
						20	37:15.660	32.14	1:44.075	20	156.41
						7	12:25.092	10.71	1:43.933	43	156.63
20	6	Silver	2	Black Falcon (DEU) Hubert HAUPT (DEU) Patrick ASSENHEIMER (DEU) Sergei AFANASIEV (RUS)	Mercedes-AMG GT3	50	<b>1:55:59.278</b>				
						12	23:13.614	20.03	1:44.696	10	155.49
						13	24:27.699	21.09	1:44.055	25	156.44
						24	47:37.459	41.06	1:43.955	39	156.59
21	188	ProAm	2	Garage 59 (GBR) Alex WEST (SWE) Chris GOODWIN (GBR) Côme LEDOGAR (FRA)	Aston Martin Vantage AMR GT3	51	<b>2:00:46.744</b>				
						20	38:16.506	31.69	1:45.849	47	153.79
						13	34:55.130	28.91	1:45.532	43	154.25
						17	33:36.884	27.83	1:43.960	16	156.59
22	62	Pro	18	R-Motorsport (CHE) Ricky COLLARD (GBR) Hugo de SADELEER (CHE) Marvin KIRCHHOEFER (DEU)	Aston Martin Vantage AMR GT3	26	<b>1:55:00.062</b>				
						5	11:42.720	10.18	1:49.299	25	148.94
						9	27:36.646	24.01	1:45.887	19	153.74
						11	24:21.397	21.18	1:44.616	8	155.60
23	9	Silver	3	Lechner Racing (AUT) Saul HACK (ZAF) Lars KERN (DEU) Dylan PEREIRA (LUX)	Porsche 911 GT3 R	50	<b>1:57:01.880</b>				
						49	1:57:01.880	100.00	1:44.785	36	155.35
						0	0.000	0.00		0	
						0	0.000	0.00		0	
24	36	Am	1	Walkenhorst Motorsport (DEU) Henry WALKENHORST (DEU) Michael Von ROOYEN (ZAF) Gennaro BONAFEDE (ZAF)	BMW M6 GT3	48	<b>1:58:39.863</b>				
						11	23:37.974	19.92	1:48.470	23	150.08
						17	36:35.775	30.84	1:44.904	45	155.18
						19	46:48.788	39.45	1:44.799	8	155.33
25	40	Am	2	SPS Automotive Performance (DEU) Valentin PIERBURG (DEU) Tim Torsten MÜLLER (DEU) Miguel RAMOS (PRT)	Mercedes-AMG GT3	51	<b>2:00:46.029</b>				
						19	39:28.203	32.68	1:45.639	51	154.10
						12	24:49.009	20.55	1:47.530	37	151.39
						19	48:21.509	40.04	1:45.232	13	154.69
26	17	Nat	1	Pablo Clark Racing (ZAF) Kishoor PITAMBER (ZAF) Leonard Charles THOMPSON (ZAF) Michael STEPHEN (ZAF)	Ferrari 458 Italia GT3	8	<b>16:28.352</b>				
						0	0.000	0.00		0	
						7	15:33.842	94.48	1:45.430	7	154.40
						0	0.000	0.00		0	
27	13	Nat	2	Stradale Motorsport (ZAF) Charl ARANGIES (ZAF) Craig JARVIS (ZAF) Dawie JOUBERT (ZAF)	Lamborghini Huracan GT3 2019	5	<b>8:48.146</b>				
						4	9:28.832	100.00	1:50.033	5	147.94
						0	0.000	0.00		0	
						0	0.000	0.00		0	
28	09	Am	3	Team Perfect Circle (ZAF) Franco SCRIBANTE (ZAF) Silvio SCRIBANTE (ZAF) Andre BEZUIDENHOUT (ZAF)	Porsche 997 GT3 R	12	<b>1:06:25.703</b>				
						11	24:35.350	37.02	1:50.567	7	147.23
						0	0.000	0.00		0	
						0	0.000	0.00		0	

Kyalami Grand Prix Circuit

Circuit Length = 4.522 km

Start: 10:00 Flag 11:59 End: 12:03

Weather / Track : Cloudy / Dry

# Kyalami 9 Hours

## PAID TEST SESSION 1 - PIT STOP ANALYSIS

<b>P1</b>	<b>31 Pro</b>	<b>Frikadelli Racing Team</b>	<b>Porsche 911 GT3 R</b>
D1: Mathieu JAMINET	Total Stint: 10 Laps - 22:45.256 (18.9%)	Best Lap: 1:43.337 On Lap 21 @ 157.53 kph	
D2: Dennis OLSEN	Total Stint: 22 Laps - 49:07.887 (40.82%)	Best Lap: 1:43.349 On Lap 47 @ 157.51 kph	
D3: Nick TANDY	Total Stint: 15 Laps - 30:14.261 (25.12%)	Best Lap: 1:42.386 On Lap 37 @ 158.99 kph	

STOP	IN TIME	DRIVER IN	STINT TIME	STOP TIME	TOTAL STOP TIME	OUT TIME	DRIVER OUT
1 -	10:02:58.037	Dennis OLSEN	1:57.720	3:25.582	3:25.582	10:06:23.619	Dennis OLSEN
2 -	10:25:35.370	Dennis OLSEN	19:11.751	7:13.693	10:39.275	10:32:49.063	Mathieu JAMINET
3 -	10:50:16.915	Mathieu JAMINET	17:27.852	5:17.404	15:56.679	10:55:34.319	Nick TANDY
4 -	11:07:47.815	Nick TANDY	12:13.496	5:49.102	21:45.781	11:13:36.917	Nick TANDY
5 -	11:20:32.063	Nick TANDY	6:55.146	3:55.832	25:41.613	11:24:27.895	Nick TANDY
6 -	11:31:21.002	Nick TANDY	6:53.107	4:12.512	29:54.125	11:35:33.514	Dennis OLSEN
7 -	11:44:06.817	Dennis OLSEN	10:23.347	5:04.459	34:58.584	11:49:11.276	Dennis OLSEN
-	Finish	Dennis OLSEN	12:11.420				

<b>P2</b>	<b>44 Pro</b>	<b>Mercedes-AMG Team Strakka Racing</b>	<b>Mercedes-AMG GT3</b>
D1: Gary PAFFETT	Total Stint: 15 Laps - 32:51.802 (28.06%)	Best Lap: 1:43.423 On Lap 8 @ 157.40 kph	
D2: Lewis WILLIAMSON	Total Stint: 18 Laps - 34:52.732 (29.78%)	Best Lap: 1:42.577 On Lap 42 @ 158.70 kph	
D3: Tristan VAUTIER	Total Stint: 14 Laps - 27:40.173 (23.63%)	Best Lap: 1:43.755 On Lap 25 @ 156.90 kph	

STOP	IN TIME	DRIVER IN	STINT TIME	STOP TIME	TOTAL STOP TIME	OUT TIME	DRIVER OUT
1 -	10:15:36.470	Gary PAFFETT	14:18.160	9:59.910	9:59.910	10:25:36.380	Gary PAFFETT
2 -	10:36:02.354	Gary PAFFETT	10:25.974	5:06.871	15:06.781	10:41:09.225	Tristan VAUTIER
3 -	10:53:42.370	Tristan VAUTIER	12:33.145	1:24.249	16:31.030	10:55:06.619	Tristan VAUTIER
4 -	11:05:32.644	Tristan VAUTIER	10:26.025	1:39.126	18:10.156	11:07:11.770	Lewis WILLIAMSON
5 -	11:28:11.813	Lewis WILLIAMSON	21:00.043	3:51.159	22:01.315	11:32:02.972	Lewis WILLIAMSON
6 -	11:41:06.027	Lewis WILLIAMSON	9:03.055	8:09.668	30:10.983	11:49:15.695	Lewis WILLIAMSON
7 -	11:51:01.595	Lewis WILLIAMSON	1:45.900	1:22.787	31:33.770	11:52:24.382	Gary PAFFETT
8 -	11:54:04.931	Gary PAFFETT	1:40.549	1:20.248	32:54.018	11:55:25.179	Tristan VAUTIER
9 -	11:57:06.651	Tristan VAUTIER	1:41.472	1:20.405	34:14.423	11:58:27.056	Lewis WILLIAMSON
10 -	12:00:08.003	Lewis WILLIAMSON					

<b>P3</b>	<b>18 Pro</b>	<b>KCMG</b>	<b>Nissan GT-R NISMO GT3</b>
D1: Alexandre IMPERATORI	Total Stint: 28 Laps - 59:26.842 (50.28%)	Best Lap: 1:43.380 On Lap 14 @ 157.46 kph	
D2: Edoardo LIBERATI	Total Stint: 15 Laps - 29:06.413 (24.62%)	Best Lap: 1:42.593 On Lap 40 @ 158.67 kph	
D3: Oliver JARVIS	Total Stint: 6 Laps - 12:22.289 (10.46%)	Best Lap: 1:43.745 On Lap 50 @ 156.91 kph	

STOP	IN TIME	DRIVER IN	STINT TIME	STOP TIME	TOTAL STOP TIME	OUT TIME	DRIVER OUT
1 -	10:10:09.363	Alexandre IMPERATORI	9:32.278	8:32.472	8:32.472	10:18:41.835	Alexandre IMPERATORI
2 -	10:36:27.116	Alexandre IMPERATORI	17:45.281	2:59.525	11:31.997	10:39:26.641	Alexandre IMPERATORI
3 -	10:57:07.561	Alexandre IMPERATORI	17:40.920	2:01.205	13:33.202	10:59:08.766	Edoardo LIBERATI
4 -	11:16:51.281	Edoardo LIBERATI	17:42.515	7:25.139	20:58.341	11:24:16.420	Edoardo LIBERATI
5 -	11:33:29.805	Edoardo LIBERATI	9:13.385	2:10.513	23:08.854	11:35:40.318	Alexandre IMPERATORI
6 -	11:41:14.542	Alexandre IMPERATORI	5:34.224	6:52.934	30:01.788	11:48:07.476	Oliver JARVIS
7 -	12:00:29.765	Oliver JARVIS					

<b>P4</b>	<b>35 Pro</b>	<b>KCMG</b>	<b>Nissan GT-R NISMO GT3</b>
D1: Joao Paulo de OLIVEIRA	Total Stint: 13 Laps - 23:18.032 (19.49%)	Best Lap: 1:43.371 On Lap 43 @ 157.48 kph	
D2: Katsumasa CHIYO	Total Stint: 18 Laps - 37:42.978 (31.54%)	Best Lap: 1:43.345 On Lap 18 @ 157.52 kph	
D3: Joshua BURDON	Total Stint: 11 Laps - 23:24.995 (19.58%)	Best Lap: 1:42.696 On Lap 28 @ 158.51 kph	

STOP	IN TIME	DRIVER IN	STINT TIME	STOP TIME	TOTAL STOP TIME	OUT TIME	DRIVER OUT
1 -	10:03:27.502	Katsumasa CHIYO	2:20.554	3:50.507	3:50.507	10:07:18.009	Katsumasa CHIYO
2 -	10:13:02.562	Katsumasa CHIYO	5:44.553	7:40.300	11:30.807	10:20:42.862	Katsumasa CHIYO
3 -	10:26:11.521	Katsumasa CHIYO	5:28.659	7:03.759	18:34.566	10:33:15.280	Katsumasa CHIYO
4 -	10:38:44.516	Katsumasa CHIYO	5:29.236	6:45.247	25:19.813	10:45:29.763	Katsumasa CHIYO
5 -	10:59:37.439	Katsumasa CHIYO	14:07.676	4:32.300	29:52.113	11:04:09.739	Joshua BURDON
6 -	11:16:30.382	Joshua BURDON	12:20.643	3:01.499	32:53.612	11:19:31.881	Joshua BURDON
7 -	11:26:31.451	Joshua BURDON	6:59.570	4:04.782	36:58.394	11:30:36.233	Joao Paulo de OLIVEIRA
8 -	11:41:22.371	Joao Paulo de OLIVEIRA	10:46.138	6:47.360	43:45.754	11:48:09.731	Joao Paulo de OLIVEIRA
-	Finish	Joao Paulo de OLIVEIRA	12:31.894				

<b>P5</b>	<b>10 Pro</b>	<b>Mercedes-AMG Team SPS Automotive F</b>	<b>Mercedes-AMG GT3</b>
D1: Yelmer BUURMAN	Total Stint: 22 Laps - 49:21.013 (41.02%)	Best Lap: 1:43.675 On Lap 21 @ 157.02 kph	
D2: Luca STOLZ	Total Stint: 13 Laps - 25:14.681 (20.99%)	Best Lap: 1:43.304 On Lap 34 @ 157.58 kph	
D3: Maximilian GOETZ	Total Stint: 11 Laps - 20:31.476 (17.06%)	Best Lap: 1:42.891 On Lap 47 @ 158.21 kph	

STOP	IN TIME	DRIVER IN	STINT TIME	STOP TIME	TOTAL STOP TIME	OUT TIME	DRIVER OUT
------	---------	-----------	------------	-----------	-----------------	----------	------------

Weather / Track : Cloudy / Dry

Kyalami Grand Prix Circuit

Circuit Length = 4.522 km

Start: 10:00 Flag 11:59 End: 12:03

# Kyalami 9 Hours

## PAID TEST SESSION 1 - PIT STOP ANALYSIS

1 -	10:06:16.803	Yelmer BUURMAN	5:43.222	3:31.473	3:31.473	10:09:48.276	Yelmer BUURMAN
2 -	10:21:59.749	Yelmer BUURMAN	12:11.473	9:12.145	12:43.618	10:31:11.894	Yelmer BUURMAN
3 -	10:52:12.977	Yelmer BUURMAN	21:01.083	10:25.235	23:08.853	11:02:38.212	Luca STOLZ
4 -	11:16:34.539	Luca STOLZ	13:56.327	4:23.971	27:32.824	11:20:58.510	Luca STOLZ
5 -	11:27:49.805	Luca STOLZ	6:51.295	22.097	27:54.921	11:28:11.902	Luca STOLZ
6 -	11:29:51.918	Luca STOLZ	1:40.016	2:47.043	30:41.964	11:32:38.961	Maximilian GOETZ
7 -	11:36:08.698	Maximilian GOETZ	3:29.737	2:16.380	32:58.344	11:38:25.078	Maximilian GOETZ
8 -	11:42:56.987	Maximilian GOETZ	4:31.909	5:24.389	38:22.733	11:48:21.376	Maximilian GOETZ
-	Finish	Maximilian GOETZ	12:29.830				

P6	76 Pro	R-Motorsport	Aston Martin Vantage AMR GT3				
D1: Maxime MARTIN		Total Stint: 13 Laps - 31:03.248 (26.02%)	Best Lap: 1:43.766 On Lap 34 @ 156.88 kph				
D2: Enaam AHMED		Total Stint: 20 Laps - 39:05.128 (32.75%)	Best Lap: 1:44.759 On Lap 50 @ 155.39 kph				
D3: Jake DENNIS		Total Stint: 17 Laps - 43:36.627 (36.54%)	Best Lap: 1:42.974 On Lap 43 @ 158.09 kph				
STOP	IN TIME	DRIVER IN	STINT TIME	STOP TIME	TOTAL STOP TIME	OUT TIME	DRIVER OUT

1 -	10:02:51.975	Jake DENNIS	2:11.243	22.564	22.564	10:03:14.539	Jake DENNIS
2 -	10:16:00.243	Jake DENNIS	12:45.704	3:54.742	4:17.306	10:19:54.985	Maxime MARTIN
3 -	10:33:58.648	Maxime MARTIN	14:03.663	5:58.626	10:15.932	10:39:57.274	Enaam AHMED
4 -	10:56:47.332	Enaam AHMED	16:50.058	4:12.359	14:28.291	11:00:59.691	Enaam AHMED
5 -	11:10:17.290	Enaam AHMED	9:17.599	1:52.202	16:20.493	11:12:09.492	Maxime MARTIN
6 -	11:20:56.154	Maxime MARTIN	8:46.662	2:14.297	18:34.790	11:23:10.451	Jake DENNIS
7 -	11:30:16.862	Jake DENNIS	7:06.411	1:01.510	19:36.300	11:31:18.372	Jake DENNIS
8 -	11:40:31.825	Jake DENNIS	9:13.453	8:25.074	28:01.374	11:48:56.899	Enaam AHMED
-	Finish	Enaam AHMED	11:05.269				

P7	999 Pro	Mercedes-AMG Team GruppeM Racing	Mercedes-AMG GT3				
D1: Maxi BUHK		Total Stint: 14 Laps - 33:32.038 (28.59%)	Best Lap: 1:43.409 On Lap 21 @ 157.42 kph				
D2: Maro ENGEL		Total Stint: 14 Laps - 30:38.432 (26.12%)	Best Lap: 1:43.121 On Lap 35 @ 157.86 kph				
D3: Raffaele MARCIELLO		Total Stint: 19 Laps - 42:18.586 (36.07%)	Best Lap: 1:43.001 On Lap 42 @ 158.04 kph				
STOP	IN TIME	DRIVER IN	STINT TIME	STOP TIME	TOTAL STOP TIME	OUT TIME	DRIVER OUT

1 -	10:17:14.863	Raffaele MARCIELLO	16:16.812	7:30.948	7:30.948	10:24:45.811	Maxi BUHK
2 -	10:45:43.735	Maxi BUHK	20:57.924	7:30.813	15:01.761	10:53:14.548	Maro ENGEL
3 -	10:59:00.567	Maro ENGEL	5:46.019	59.946	16:01.707	11:00:00.513	Maro ENGEL
4 -	11:19:19.012	Maro ENGEL	19:18.499	5:33.914	21:35.621	11:24:52.926	Raffaele MARCIELLO
5 -	11:37:19.642	Raffaele MARCIELLO	12:26.716	1:03.196	22:38.817	11:38:22.838	Raffaele MARCIELLO
6 -	11:40:00.665	Raffaele MARCIELLO	1:37.827	8:25.624	31:04.441	11:48:26.289	Raffaele MARCIELLO
7 -	11:50:11.060	Raffaele MARCIELLO	1:44.771	59.619	32:04.060	11:51:10.679	Raffaele MARCIELLO
8 -	11:52:49.514	Raffaele MARCIELLO	1:38.835	1:02.677	33:06.737	11:53:52.191	Maxi BUHK
9 -	11:57:16.859	Maxi BUHK	3:24.668	1:00.024	34:06.761	11:58:16.883	Maxi BUHK
10 -	11:59:55.516	Maxi BUHK					

P8	12 Pro	Dinamic Motorsport	Porsche 911 GT3 R				
D1: Laurens VANTHOOR		Total Stint: 12 Laps - 23:51.842 (20.3%)	Best Lap: 1:43.960 On Lap 12 @ 156.59 kph				
D2: Earl BAMBER		Total Stint: 18 Laps - 34:32.789 (29.38%)	Best Lap: 1:43.582 On Lap 22 @ 157.16 kph				
D3: Matt CAMPBELL		Total Stint: 15 Laps - 30:14.761 (25.73%)	Best Lap: 1:43.019 On Lap 43 @ 158.02 kph				
STOP	IN TIME	DRIVER IN	STINT TIME	STOP TIME	TOTAL STOP TIME	OUT TIME	DRIVER OUT

1 -	10:03:13.687	Laurens VANTHOOR	2:02.147	1:52.826	1:52.826	10:05:06.513	Laurens VANTHOOR
2 -	10:15:39.106	Laurens VANTHOOR	10:32.593	2:26.908	4:19.734	10:18:06.014	Laurens VANTHOOR
3 -	10:27:01.096	Laurens VANTHOOR	8:55.082	2:22.020	6:41.754	10:29:23.116	Earl BAMBER
4 -	10:35:47.107	Earl BAMBER	6:23.991	13:14.232	19:55.986	10:49:01.339	Earl BAMBER
5 -	11:01:14.371	Earl BAMBER	12:13.032	3:32.385	23:28.371	11:04:46.756	Earl BAMBER
6 -	11:18:50.302	Earl BAMBER	14:03.546	1:52.220	25:20.591	11:20:42.522	Matt CAMPBELL
7 -	11:36:38.586	Matt CAMPBELL	15:56.064	2:27.787	27:48.378	11:39:06.373	Matt CAMPBELL
8 -	11:41:04.828	Matt CAMPBELL	1:58.455	6:59.340	34:47.718	11:48:04.168	Matt CAMPBELL
9 -	12:00:24.410	Matt CAMPBELL					

P9	911 Pro	KUS Team 75 Bernhard	Porsche 911 GT3 R				
D1: Romain DUMAS		Total Stint: 0 Laps	Best Lap: 1:43.874 On Lap 26 @ 156.72 kph				
D2: Dirk WERNER		Total Stint: 31 Laps - 57:44.758 (49.48%)	Best Lap: 1:43.242 On Lap 49 @ 157.68 kph				
D3: Sven MUELLER		Total Stint: 19 Laps - 36:50.775 (31.57%)					
STOP	IN TIME	DRIVER IN	STINT TIME	STOP TIME	TOTAL STOP TIME	OUT TIME	DRIVER OUT

1 -	10:13:52.100	Dirk WERNER	13:34.480	1:30.847	1:30.847	10:15:22.947	Dirk WERNER
2 -	10:18:55.167	Dirk WERNER	3:32.220	1:29.606	3:00.453	10:20:24.773	Dirk WERNER
3 -	10:22:08.695	Dirk WERNER	1:43.922	10:25.243	13:25.696	10:32:33.938	Dirk WERNER

Weather / Track : Cloudy / Dry

Kyalami Grand Prix Circuit  
Circuit Length = 4.522 km  
Start: 10:00 Flag 11:59 End: 12:03

# Kyalami 9 Hours

## PAID TEST SESSION 1 - PIT STOP ANALYSIS

4 -	11:09:18.089	Dirk WERNER	36:44.151	2:09.985	15:35.681	11:11:28.074	Sven MUELLER
5 -	11:37:43.990	Sven MUELLER	26:15.916	10:18.211	25:53.892	11:48:02.201	Sven MUELLER
6 -	11:58:37.060	Sven MUELLER					

<b>P10 20 Pro</b>	<b>GPX Racing</b>	<b>Porsche 911 GT3 R</b>
D1: Michael CHRISTENSEN	Total Stint: 10 Laps - 19:17.982 (18.18%)	Best Lap: 1:43.252 On Lap 26 @ 157.66 kph
D2: Kevin ESTRE	Total Stint: 16 Laps - 30:38.111 (28.86%)	Best Lap: 1:43.708 On Lap 16 @ 156.97 kph
D3: Richard LIETZ	Total Stint: 18 Laps - 32:53.999 (30.99%)	Best Lap: 1:43.259 On Lap 45 @ 157.65 kph

STOP	IN TIME	DRIVER IN	STINT TIME	STOP TIME	TOTAL STOP TIME	OUT TIME	DRIVER OUT
1 -	10:33:09.377	Kevin ESTRE	17:45.484	6:27.186	6:27.186	10:39:36.563	Kevin ESTRE
2 -	10:50:03.463	Kevin ESTRE	10:26.900	2:25.727	8:52.913	10:52:29.190	Michael CHRISTENSEN
3 -	11:09:54.663	Michael CHRISTENSEN	17:25.473	1:52.509	10:45.422	11:11:47.172	Richard LIETZ
4 -	11:31:20.219	Richard LIETZ	19:33.047	16:51.488	27:36.910	11:48:11.707	Richard LIETZ
-	Finish	Richard LIETZ	13:20.952				

<b>P11 30 Pro</b>	<b>Honda Team Motul</b>	<b>Honda NSX GT3 2019</b>
D1: Marco BONANOMI	Total Stint: 14 Laps - 33:01.037 (27.72%)	Best Lap: 1:43.975 On Lap 41 @ 156.56 kph
D2: Bertrand BAGUETTE	Total Stint: 20 Laps - 39:07.361 (32.85%)	Best Lap: 1:43.259 On Lap 47 @ 157.65 kph
D3: Dane CAMERON	Total Stint: 14 Laps - 26:34.502 (22.31%)	Best Lap: 1:44.841 On Lap 14 @ 155.27 kph

STOP	IN TIME	DRIVER IN	STINT TIME	STOP TIME	TOTAL STOP TIME	OUT TIME	DRIVER OUT
1 -	10:03:22.364	Dane CAMERON	2:14.174	3:09.690	3:09.690	10:06:32.054	Dane CAMERON
2 -	10:19:12.684	Dane CAMERON	12:40.630	2:50.041	5:59.731	10:22:02.725	Dane CAMERON
3 -	10:32:31.658	Dane CAMERON	10:28.933	1:10.765	7:10.496	10:33:42.423	Bertrand BAGUETTE
4 -	10:47:44.492	Bertrand BAGUETTE	14:02.069	3:36.772	10:47.268	10:51:21.264	Bertrand BAGUETTE
5 -	11:00:03.352	Bertrand BAGUETTE	8:42.088	3:41.268	14:28.536	11:03:44.620	Marco BONANOMI
6 -	11:19:43.412	Marco BONANOMI	15:58.792	2:28.684	16:57.220	11:22:12.096	Marco BONANOMI
7 -	11:30:54.441	Marco BONANOMI	8:42.345	8:19.900	25:17.120	11:39:14.341	Bertrand BAGUETTE
8 -	11:41:19.111	Bertrand BAGUETTE	2:04.770	8:17.511	33:34.631	11:49:36.622	Bertrand BAGUETTE
-	Finish	Bertrand BAGUETTE	10:37.166				

<b>P12 34 Pro</b>	<b>Walkenhorst Motorsport</b>	<b>BMW M6 GT3</b>
D1: Christian KROGNES	Total Stint: 20 Laps - 43:35.459 (37.58%)	Best Lap: 1:43.610 On Lap 42 @ 157.11 kph
D2: Mikkel JENSEN	Total Stint: 14 Laps - 26:42.497 (23.02%)	Best Lap: 1:43.335 On Lap 28 @ 157.53 kph
D3: Nicky CATSBURG	Total Stint: 17 Laps - 34:41.496 (29.91%)	Best Lap: 1:43.276 On Lap 50 @ 157.62 kph

STOP	IN TIME	DRIVER IN	STINT TIME	STOP TIME	TOTAL STOP TIME	OUT TIME	DRIVER OUT
1 -	10:03:19.000	Christian KROGNES	2:01.666	2:20.884	2:20.884	10:05:39.884	Christian KROGNES
2 -	10:17:58.623	Christian KROGNES	12:18.739	4:15.109	6:35.993	10:22:13.732	Christian KROGNES
3 -	10:34:25.524	Christian KROGNES	12:11.792	2:52.886	9:28.879	10:37:18.410	Mikkel JENSEN
4 -	11:01:45.201	Mikkel JENSEN	24:26.791	2:15.706	11:44.585	11:04:00.907	Nicky CATSBURG
5 -	11:19:54.423	Nicky CATSBURG	15:53.516	2:01.870	13:46.455	11:21:56.293	Christian KROGNES
6 -	11:30:35.372	Christian KROGNES	8:39.079	5:31.297	19:17.752	11:36:06.669	Nicky CATSBURG
7 -	11:42:16.002	Nicky CATSBURG	6:09.333	6:02.756	25:20.508	11:48:18.758	Nicky CATSBURG
8 -	11:58:55.535	Nicky CATSBURG					

<b>P13 42 Pro</b>	<b>BMW Team Schnitzer</b>	<b>BMW M6 GT3</b>
D1: Martin TOMCZYK	Total Stint: 25 Laps - 45:34.371 (37.56%)	Best Lap: 1:43.907 On Lap 38 @ 156.67 kph
D2: Sheldon VAN DER LINDE	Total Stint: 19 Laps - 35:08.272 (28.96%)	Best Lap: 1:44.037 On Lap 5 @ 156.47 kph
D3: Augusto FARFUS	Total Stint: 16 Laps - 29:10.731 (24.05%)	Best Lap: 1:43.321 On Lap 61 @ 157.55 kph

STOP	IN TIME	DRIVER IN	STINT TIME	STOP TIME	TOTAL STOP TIME	OUT TIME	DRIVER OUT
1 -	10:18:11.913	Sheldon VAN DER LINDE	17:50.805	2:33.660	2:33.660	10:20:45.573	Sheldon VAN DER LINDE
2 -	10:36:32.033	Sheldon VAN DER LINDE	15:46.460	1:31.007	4:04.667	10:38:03.040	Martin TOMCZYK
3 -	11:04:30.261	Martin TOMCZYK	26:27.221	2:03.996	6:08.663	11:06:34.257	Martin TOMCZYK
4 -	11:24:12.067	Martin TOMCZYK	17:37.810	1:29.340	7:38.003	11:25:41.407	Augusto FARFUS
5 -	11:42:17.730	Augusto FARFUS	16:36.323	5:56.039	13:34.042	11:48:13.769	Augusto FARFUS
6 -	11:53:31.215	Augusto FARFUS	5:17.446	52.142	14:26.184	11:54:23.357	Augusto FARFUS
-	Finish	Augusto FARFUS	7:16.962				

<b>P14 108 Pro</b>	<b>Bentley Team M-Sport</b>	<b>Bentley Continental GT3</b>
D1: Rodrigo BAPTISTA	Total Stint: 17 Laps - 36:48.990 (30.61%)	Best Lap: 1:43.838 On Lap 36 @ 156.77 kph
D2: Andy SOUCEK	Total Stint: 16 Laps - 37:49.133 (31.44%)	Best Lap: 1:43.385 On Lap 29 @ 157.46 kph
D3: Steven KANE	Total Stint: 15 Laps - 34:46.803 (28.91%)	Best Lap: 1:44.124 On Lap 42 @ 156.34 kph

STOP	IN TIME	DRIVER IN	STINT TIME	STOP TIME	TOTAL STOP TIME	OUT TIME	DRIVER OUT
1 -	10:04:16.376	Andy SOUCEK	3:57.118	3:22.704	3:22.704	10:07:39.080	Andy SOUCEK
2 -	10:20:07.719	Andy SOUCEK	12:28.639	4:13.013	7:35.717	10:24:20.732	Rodrigo BAPTISTA

Weather / Track : Cloudy / Dry

Kyalami Grand Prix Circuit  
Circuit Length = 4.522 km  
Start: 10:00 Flag 11:59 End: 12:03

# Kyalami 9 Hours

## PAID TEST SESSION 1 - PIT STOP ANALYSIS

3 -	10:36:49.891	Rodrigo BAPTISTA	12:29.159	2:26.998	10:02.715	10:39:16.889	Steven KANE
4 -	10:53:28.801	Steven KANE	14:11.912	6:50.056	16:52.771	11:00:18.857	Andy SOUCEK
5 -	11:12:31.486	Andy SOUCEK	12:12.629	4:57.734	21:50.505	11:17:29.220	Rodrigo BAPTISTA
6 -	11:29:45.911	Rodrigo BAPTISTA	12:16.691	4:13.400	26:03.905	11:33:59.311	Steven KANE
7 -	11:41:07.456	Steven KANE	7:08.145	7:30.009	33:33.914	11:48:37.465	Steven KANE
8 -	11:53:53.377	Steven KANE	5:15.912	1:20.778	34:54.692	11:55:14.155	Rodrigo BAPTISTA
-	Finish	Rodrigo BAPTISTA	5:22.742				

P15 22 Silver		WTM Racing powered by Rinaldi		Ferrari 488 GT3			
D1: Leonard WEISS		Total Stint: 12 Laps - 22:55.644 (18.97%)		Best Lap: 1:46.398 On Lap 49 @ 153.00 kph			
D2: Jochen KRUMBACH		Total Stint: 21 Laps - 41:15.072 (34.14%)		Best Lap: 1:45.743 On Lap 14 @ 153.95 kph			
D3: David PEREL		Total Stint: 15 Laps - 28:55.334 (23.93%)		Best Lap: 1:43.469 On Lap 36 @ 157.33 kph			
STOP	IN TIME	DRIVER IN	STINT TIME	STOP TIME	TOTAL STOP TIME	OUT TIME	DRIVER OUT
1 -	10:07:05.653	Jochen KRUMBACH	6:41.629	4:27.671	4:27.671	10:11:33.324	Jochen KRUMBACH
2 -	10:17:36.327	Jochen KRUMBACH	6:03.003	2:35.498	7:03.169	10:20:11.825	Jochen KRUMBACH
3 -	10:34:29.437	Jochen KRUMBACH	14:17.612	6:20.853	13:24.022	10:40:50.290	Jochen KRUMBACH
4 -	10:53:14.116	Jochen KRUMBACH	12:23.826	1:49.002	15:13.024	10:55:03.118	David PEREL
5 -	11:05:39.409	David PEREL	10:36.291	6:21.643	21:34.667	11:12:01.052	David PEREL
6 -	11:20:47.013	David PEREL	8:45.961	2:41.128	24:15.795	11:23:28.141	David PEREL
7 -	11:30:27.853	David PEREL	6:59.712	2:33.370	26:49.165	11:33:01.223	Leonard WEISS
8 -	11:43:12.121	Leonard WEISS	10:10.898	5:17.628	32:06.793	11:48:29.749	Leonard WEISS
-	Finish	Leonard WEISS	12:44.746				

P16 43 ProAm		Strakka Racing		Mercedes-AMG GT3			
D1: Christina NIELSEN		Total Stint: 15 Laps - 30:45.866 (31.61%)		Best Lap: 1:45.712 On Lap 28 @ 153.99 kph			
D2: Adrian Henry D'SLIVA		Total Stint: 13 Laps - 33:23.097 (34.3%)		Best Lap: 1:47.895 On Lap 42 @ 150.88 kph			
D3: Dominik BAUMANN		Total Stint: 14 Laps - 30:09.519 (30.99%)		Best Lap: 1:43.490 On Lap 9 @ 157.30 kph			
STOP	IN TIME	DRIVER IN	STINT TIME	STOP TIME	TOTAL STOP TIME	OUT TIME	DRIVER OUT
1 -	10:18:01.847	Dominik BAUMANN	16:33.719	9:07.185	9:07.185	10:27:09.032	Dominik BAUMANN
2 -	10:35:53.556	Dominik BAUMANN	8:44.524	4:51.276	13:58.461	10:40:44.832	Christina NIELSEN
3 -	10:53:58.002	Christina NIELSEN	13:13.170	2:22.874	16:21.335	10:56:20.876	Christina NIELSEN
4 -	11:10:42.005	Christina NIELSEN	14:21.129	3:11.567	19:32.902	11:13:53.572	Adrian Henry D'SLIVA
5 -	11:47:16.669	Adrian Henry D'SLIVA					

P17 25 Pro		Audi Sport Team WRT		Audi R8 LMS GT3 2019			
D1: Dries VANTHOOR		Total Stint: 13 Laps - 29:52.312 (24.85%)		Best Lap: 1:43.512 On Lap 26 @ 157.26 kph			
D2: Kelvin VAN DER LINDE		Total Stint: 15 Laps - 29:43.795 (24.74%)		Best Lap: 1:43.633 On Lap 15 @ 157.08 kph			
D3: Frederic VERVISCH		Total Stint: 22 Laps - 38:48.851 (32.29%)		Best Lap: 1:43.786 On Lap 39 @ 156.85 kph			
STOP	IN TIME	DRIVER IN	STINT TIME	STOP TIME	TOTAL STOP TIME	OUT TIME	DRIVER OUT
1 -	10:02:28.353	Kelvin VAN DER LINDE	2:00.038	22.345	22.345	10:02:50.698	Kelvin VAN DER LINDE
2 -	10:18:43.258	Kelvin VAN DER LINDE	15:52.560	3:15.821	3:38.166	10:21:59.079	Kelvin VAN DER LINDE
3 -	10:30:37.908	Kelvin VAN DER LINDE	8:38.829	3:12.368	6:50.534	10:33:50.276	Dries VANTHOOR
4 -	10:56:36.810	Dries VANTHOOR	22:46.534	7:05.778	13:56.312	11:03:42.588	Frederic VERVISCH
5 -	11:26:21.760	Frederic VERVISCH	22:39.172	11:05.234	25:01.546	11:37:26.994	Frederic VERVISCH
6 -	11:41:11.741	Frederic VERVISCH	3:44.747	7:03.234	32:04.780	11:48:14.975	Frederic VERVISCH
-	Finish	Frederic VERVISCH	12:24.932				

P18 107 Pro		Bentley Team M-Sport		Bentley Continental GT3			
D1: Jules GOUNON		Total Stint: 16 Laps - 29:07.459 (24.21%)		Best Lap: 1:43.606 On Lap 36 @ 157.12 kph			
D2: Maxime SOULET		Total Stint: 21 Laps - 38:23.630 (31.92%)		Best Lap: 1:43.723 On Lap 48 @ 156.94 kph			
D3: Jordan PEPPER		Total Stint: 10 Laps - 19:24.578 (16.14%)		Best Lap: 1:43.731 On Lap 8 @ 156.93 kph			
STOP	IN TIME	DRIVER IN	STINT TIME	STOP TIME	TOTAL STOP TIME	OUT TIME	DRIVER OUT
1 -	10:06:17.826	Jordan PEPPER	5:46.506	18:18.064	18:18.064	10:24:35.890	Jordan PEPPER
2 -	10:36:53.854	Jordan PEPPER	12:17.964	1:20.108	19:38.172	10:38:13.962	Maxime SOULET
3 -	10:55:46.397	Maxime SOULET	17:32.435	1:27.658	21:05.830	10:57:14.055	Jules GOUNON
4 -	11:11:09.803	Jules GOUNON	13:55.748	3:51.204	24:57.034	11:15:01.007	Jules GOUNON
5 -	11:21:55.746	Jules GOUNON	6:54.739	3:56.674	28:53.708	11:25:52.420	Jules GOUNON
6 -	11:32:52.751	Jules GOUNON	7:00.331	1:16.641	30:10.349	11:34:09.392	Maxime SOULET
7 -	11:41:16.129	Maxime SOULET	7:06.737	7:15.330	37:25.679	11:48:31.459	Maxime SOULET
-	Finish	Maxime SOULET	12:16.800				

Weather / Track : Cloudy / Dry

Kyalami Grand Prix Circuit

Circuit Length = 4.522 km

Start: 10:00 Flag 11:59 End: 12:03

# Kyalami 9 Hours

## PAID TEST SESSION 1 - PIT STOP ANALYSIS

<b>P19 29 Pro</b> D1: Markus WINKELHOCK D2: Christopher MIES D3: Christopher HAASE	<b>Audi Sport Team Land</b> Total Stint: 15 Laps - 41:35.583 (35.87%) Total Stint: 20 Laps - 37:15.660 (32.14%) Total Stint: 7 Laps - 12:25.092 (10.71%)	<b>Audi R8 LMS GT3 2019</b> Best Lap: 1:44.295 On Lap 35 @ 156.08 kph Best Lap: 1:44.075 On Lap 20 @ 156.41 kph Best Lap: 1:43.933 On Lap 43 @ 156.63 kph
---	---	--

STOP	IN TIME	DRIVER IN	STINT TIME	STOP TIME	TOTAL STOP TIME	OUT TIME	DRIVER OUT
1 -	10:18:40.238	Christopher MIES	14:10.682	9:47.412	9:47.412	10:28:27.650	Christopher MIES
2 -	10:49:22.686	Christopher MIES	20:55.036	2:09.942	11:57.354	10:51:32.628	Markus WINKELHOCK
3 -	11:05:37.690	Markus WINKELHOCK	14:05.062	14:52.640	26:49.994	11:20:30.330	Markus WINKELHOCK
4 -	11:32:46.042	Markus WINKELHOCK	12:15.712	15:14.809	42:04.803	11:48:00.851	Christopher HAASE
-	Finish	Christopher HAASE	12:25.092				

<b>P20 6 Silver</b> D1: Hubert HAUPT D2: Patrick ASSENHEIMER D3: Sergei AFANASIEV	<b>Black Falcon</b> Total Stint: 12 Laps - 23:13.614 (20.03%) Total Stint: 13 Laps - 24:27.699 (21.09%) Total Stint: 24 Laps - 47:37.459 (41.06%)	<b>Mercedes-AMG GT3</b> Best Lap: 1:44.696 On Lap 10 @ 155.49 kph Best Lap: 1:44.055 On Lap 25 @ 156.44 kph Best Lap: 1:43.955 On Lap 39 @ 156.59 kph
--	--	--

STOP	IN TIME	DRIVER IN	STINT TIME	STOP TIME	TOTAL STOP TIME	OUT TIME	DRIVER OUT
1 -	10:02:32.693	Hubert HAUPT	2:06.622	22.528	22.528	10:02:55.221	Hubert HAUPT
2 -	10:13:37.560	Hubert HAUPT	10:42.339	1:59.186	2:21.714	10:15:36.746	Hubert HAUPT
3 -	10:24:19.023	Hubert HAUPT	8:42.277	1:42.376	4:04.090	10:26:01.399	Patrick ASSENHEIMER
4 -	10:49:00.859	Patrick ASSENHEIMER	22:59.460	1:28.239	5:32.329	10:50:29.098	Sergei AFANASIEV
5 -	11:17:21.036	Sergei AFANASIEV	26:51.938	10:35.136	16:07.465	11:27:56.172	Sergei AFANASIEV
6 -	11:38:25.273	Sergei AFANASIEV	10:29.101	10:03.235	26:10.700	11:48:28.508	Sergei AFANASIEV
7 -	11:58:44.928	Sergei AFANASIEV					

<b>P21 188 ProAm</b> D1: Alex WEST D2: Chris GOODWIN D3: Côme LEDOGAR	<b>Garage 59</b> Total Stint: 20 Laps - 38:16.506 (31.69%) Total Stint: 13 Laps - 34:55.130 (28.91%) Total Stint: 17 Laps - 33:36.884 (27.83%)	<b>Aston Martin Vantage AMR GT3</b> Best Lap: 1:45.849 On Lap 47 @ 153.79 kph Best Lap: 1:45.532 On Lap 43 @ 154.25 kph Best Lap: 1:43.960 On Lap 16 @ 156.59 kph
--	---	--

STOP	IN TIME	DRIVER IN	STINT TIME	STOP TIME	TOTAL STOP TIME	OUT TIME	DRIVER OUT
1 -	10:02:37.097	Côme LEDOGAR	2:09.721	3:53.165	3:53.165	10:06:30.262	Côme LEDOGAR
2 -	10:26:19.361	Côme LEDOGAR	19:49.099	4:34.319	8:27.484	10:30:53.680	Côme LEDOGAR
3 -	10:39:35.434	Côme LEDOGAR	8:41.754	2:56.310	11:23.794	10:42:31.744	Alex WEST
4 -	11:06:29.255	Alex WEST	23:57.511	1:28.677	12:52.471	11:07:57.932	Chris GOODWIN
5 -	11:20:45.342	Chris GOODWIN	12:47.410	5:30.740	18:23.211	11:26:16.082	Chris GOODWIN
6 -	11:36:58.851	Chris GOODWIN	10:42.769	11:24.951	29:48.162	11:48:23.802	Alex WEST
-	Finish	Alex WEST	12:50.318				

<b>P22 62 Pro</b> D1: Ricky COLLARD D2: Hugo de SADELEER D3: Marvin KIRCHHOEFER	<b>R-Motorsport</b> Total Stint: 5 Laps - 11:42.720 (10.18%) Total Stint: 9 Laps - 27:36.646 (24.01%) Total Stint: 11 Laps - 24:21.397 (21.18%)	<b>Aston Martin Vantage AMR GT3</b> Best Lap: 1:49.299 On Lap 25 @ 148.94 kph Best Lap: 1:45.887 On Lap 19 @ 153.74 kph Best Lap: 1:44.616 On Lap 8 @ 155.60 kph
--	--	---

STOP	IN TIME	DRIVER IN	STINT TIME	STOP TIME	TOTAL STOP TIME	OUT TIME	DRIVER OUT
1 -	10:02:52.847	Marvin KIRCHHOEFER	2:14.015	34.478	34.478	10:03:27.325	Marvin KIRCHHOEFER
2 -	10:05:26.403	Marvin KIRCHHOEFER	1:59.078	5:50.001	6:24.479	10:11:16.404	Marvin KIRCHHOEFER
3 -	10:27:51.454	Marvin KIRCHHOEFER	16:35.050	3:33.254	9:57.733	10:31:24.708	Hugo de SADELEER
4 -	10:47:47.809	Hugo de SADELEER	16:23.101	11:13.545	21:11.278	10:59:01.354	Ricky COLLARD
5 -	11:00:55.600	Ricky COLLARD	1:54.246	5:41.112	26:52.390	11:06:36.712	Ricky COLLARD
6 -	11:14:00.612	Ricky COLLARD	7:23.900	41:39.942	1:08:32.332	11:55:40.554	Ricky COLLARD
7 -	11:58:05.128	Ricky COLLARD					

<b>P24 36 Am</b> D1: Henry WALKENHORST D2: Michael Von ROOYEN D3: Gennaro BONAFEDE	<b>Walkenhorst Motorsport</b> Total Stint: 11 Laps - 23:37.974 (19.92%) Total Stint: 17 Laps - 36:35.775 (30.84%) Total Stint: 19 Laps - 46:48.788 (39.45%)	<b>BMW M6 GT3</b> Best Lap: 1:48.470 On Lap 23 @ 150.08 kph Best Lap: 1:44.904 On Lap 45 @ 155.18 kph Best Lap: 1:44.799 On Lap 8 @ 155.33 kph
---	--	---

STOP	IN TIME	DRIVER IN	STINT TIME	STOP TIME	TOTAL STOP TIME	OUT TIME	DRIVER OUT
1 -	10:03:00.592	Gennaro BONAFEDE	2:30.146	6:56.594	6:56.594	10:09:57.186	Gennaro BONAFEDE
2 -	10:15:23.430	Gennaro BONAFEDE	5:26.244	2:27.619	9:24.213	10:17:51.049	Gennaro BONAFEDE
3 -	10:31:52.774	Gennaro BONAFEDE	14:01.725	2:44.729	12:08.942	10:34:37.503	Henry WALKENHORST
4 -	10:40:15.016	Henry WALKENHORST	5:37.513	1:36.798	13:45.740	10:41:51.814	Henry WALKENHORST
5 -	10:56:31.279	Henry WALKENHORST	14:39.465	3:20.996	17:06.736	10:59:52.275	Michael Von ROOYEN
6 -	11:05:31.720	Michael Von ROOYEN	5:39.445	2:29.293	19:36.029	11:08:01.013	Michael Von ROOYEN
7 -	11:22:24.524	Michael Von ROOYEN	14:23.511	3:47.017	23:23.046	11:26:11.541	Gennaro BONAFEDE
8 -	11:38:28.119	Gennaro BONAFEDE	12:16.578	9:49.366	33:12.412	11:48:17.485	Michael Von ROOYEN

Weather / Track : Cloudy / Dry

Kyalami Grand Prix Circuit

Circuit Length = 4.522 km

Start: 10:00 Flag 11:59 End: 12:03



# Kyalami 9 Hours

## PAID TEST SESSION 1 - PIT STOP ANALYSIS

9 - 12:01:03.287 Michael Von ROOYEN

STOP	IN TIME	DRIVER IN	STINT TIME	STOP TIME	TOTAL STOP TIME	OUT TIME	DRIVER OUT
1 -	10:24:58.854	Miguel RAMOS	24:13.363	4:35.766	4:35.766	10:29:34.620	Valentin PIERBURG
2 -	10:51:32.975	Valentin PIERBURG	21:58.355	4:45.892	9:21.658	10:56:18.867	Tim Torsten MÜLLER
3 -	11:09:10.904	Tim Torsten MÜLLER	12:52.037	7:45.060	17:06.718	11:16:55.964	Tim Torsten MÜLLER
4 -	11:25:53.261	Tim Torsten MÜLLER	8:57.297	2:59.675	20:06.393	11:28:52.936	Miguel RAMOS
5 -	11:39:40.243	Miguel RAMOS	10:47.307	8:45.073	28:51.466	11:48:25.316	Valentin PIERBURG
6 -	11:55:46.764	Valentin PIERBURG	7:21.448	22.248	29:13.714	11:56:09.012	Valentin PIERBURG
-	Finish	Valentin PIERBURG	5:22.508				

STOP	IN TIME	DRIVER IN	STINT TIME	STOP TIME	TOTAL STOP TIME	OUT TIME	DRIVER OUT
1 -	10:04:11.158	Leonard Charles THOMP	2:33.262	2:39.256	2:39.256	10:06:50.414	Leonard Charles THOMPSON
2 -	10:19:50.994	Leonard Charles THOMP					

STOP	IN TIME	DRIVER IN	STINT TIME	STOP TIME	TOTAL STOP TIME	OUT TIME	DRIVER OUT
1 -	10:03:31.510	Charl ARANGIES	2:07.671	1:04.109	1:04.109	10:04:35.619	Charl ARANGIES
2 -	10:11:56.780	Charl ARANGIES					

STOP	IN TIME	DRIVER IN	STINT TIME	STOP TIME	TOTAL STOP TIME	OUT TIME	DRIVER OUT
1 -	10:06:22.617	Franco SCRIBANTE	4:34.571	10:02.658	10:02.658	10:16:25.275	Franco SCRIBANTE
2 -	10:25:58.628	Franco SCRIBANTE	9:33.353	22:01.966	32:04.624	10:48:00.594	Franco SCRIBANTE
3 -	10:56:10.767	Franco SCRIBANTE	8:10.173	12:04.275	44:08.899	11:08:15.042	Franco SCRIBANTE
4 -	11:10:32.295	Franco SCRIBANTE					

# Kyalami 9 Hours

## PAID TEST SESSION 1 - STATISTICS

<b>Competitors Started</b>	28
<b>Planned Start</b>	2019-11-21 @ 10:00:00.000
<b>Actual Start</b>	2019-11-21 @ 10:00:00.000
<b>Finish Time</b>	2019-11-21 @ 11:59:59.935
<b>Track Length</b>	4.522km
<b>Total Laps</b>	1223
<b>Total Distance Covered</b>	5530.406km

### Session Fastest Lap History

NO	CL	NAME	LAP TIME	TIME OF DAY	LAP	VEHICLE
42	Pro	<b>BMW Team Schnitzer</b> <i>S. VAN DER LINDE</i>	<b>1:48.416</b>	10:04:21.964	3	BMW M6 GT3
107	Pro	<b>Bentley Team M-Sport</b> <i>J. PEPPER</i>	<b>1:47.550</b>	10:04:27.407	3	Bentley Continental GT3
44	Pro	<b>Mercedes-AMG Team Strakka Racing</b> <i>G. PAFFETT</i>	<b>1:46.904</b>	10:05:12.878	3	Mercedes-AMG GT3
42	Pro	<b>BMW Team Schnitzer</b> <i>S. VAN DER LINDE</i>	<b>1:44.523</b>	10:06:06.488	4	BMW M6 GT3
42	Pro	<b>BMW Team Schnitzer</b> <i>S. VAN DER LINDE</i>	<b>1:44.037</b>	10:07:50.525	5	BMW M6 GT3
44	Pro	<b>Mercedes-AMG Team Strakka Racing</b> <i>G. PAFFETT</i>	<b>1:43.586</b>	10:10:25.891	6	Mercedes-AMG GT3
44	Pro	<b>Mercedes-AMG Team Strakka Racing</b> <i>G. PAFFETT</i>	<b>1:43.423</b>	10:13:59.552	8	Mercedes-AMG GT3
18	Pro	<b>KCMG</b> <i>A. IMPERATORI</i>	<b>1:43.380</b>	10:32:59.368	14	Nissan GT-R NISMO GT3
31	Pro	<b>Frikadelli Racing Team</b> <i>M. JAMINET</i>	<b>1:43.337</b>	10:46:54.640	21	Porsche 911 GT3 R
34	Pro	<b>Walkenhorst Motorsport</b> <i>M. JENSEN</i>	<b>1:43.335</b>	10:58:21.952	28	BMW M6 GT3
20	Pro	<b>GPX Racing</b> <i>M. CHRISTENSEN</i>	<b>1:43.252</b>	11:08:17.816	26	Porsche 911 GT3 R
999	Pro	<b>Mercedes-AMG Team GruppeM Racing</b> <i>M. ENGEL</i>	<b>1:43.121</b>	11:17:41.383	35	Mercedes-AMG GT3
35	Pro	<b>KCMG</b> <i>J. BURDON</i>	<b>1:42.696</b>	11:23:10.172	28	Nissan GT-R NISMO GT3
31	Pro	<b>Frikadelli Racing Team</b> <i>N. TANDY</i>	<b>1:42.386</b>	11:29:44.860	37	Porsche 911 GT3 R

### Flag History

TYPE	TIME OF DAY
GREEN	10:00:00.000
RED	11:40:42.486
GREEN	11:47:58.826
FINISH	11:59:59.935

### Flag Statistics

TYPE	COUNT	TOTAL LAPS	TOTAL TIME
Green	2	61	1:56:36.619
Red	1	0	7:16.340
Safety Car	0	0	0.000
FCY	0	0	0.000

Weather / Track : Cloudy / Dry

Kyalami Grand Prix Circuit  
Circuit Length = 4.522 km  
Start: 10:00 Flag 11:59 End: 12:03

# Kyalami 9 Hours

## PAID TEST SESSION 1 - STATISTICS

CLASS : Pro

18 Starters

### Fastest Lap History

NO	NAME	LAP TIME	TIME OF DAY	LAP	VEHICLE
42	<b>BMW Team Schnitzer</b> <i>S. VAN DER LINDE</i>	<b>1:48.416</b>	10:04:21.964	3	BMW M6 GT3
107	<b>Bentley Team M-Sport</b> <i>J. PEPPER</i>	<b>1:47.550</b>	10:04:27.407	3	Bentley Continental GT3
44	<b>Mercedes-AMG Team Strakka Racing</b> <i>G. PAFFETT</i>	<b>1:46.904</b>	10:05:12.878	3	Mercedes-AMG GT3
42	<b>BMW Team Schnitzer</b> <i>S. VAN DER LINDE</i>	<b>1:44.523</b>	10:06:06.488	4	BMW M6 GT3
42	<b>BMW Team Schnitzer</b> <i>S. VAN DER LINDE</i>	<b>1:44.037</b>	10:07:50.525	5	BMW M6 GT3
44	<b>Mercedes-AMG Team Strakka Racing</b> <i>G. PAFFETT</i>	<b>1:43.586</b>	10:10:25.891	6	Mercedes-AMG GT3
44	<b>Mercedes-AMG Team Strakka Racing</b> <i>G. PAFFETT</i>	<b>1:43.423</b>	10:13:59.552	8	Mercedes-AMG GT3
18	<b>KCMG</b> <i>A. IMPERATORI</i>	<b>1:43.380</b>	10:32:59.368	14	Nissan GT-R NISMO GT3
31	<b>Frikadelli Racing Team</b> <i>M. JAMINET</i>	<b>1:43.337</b>	10:46:54.640	21	Porsche 911 GT3 R
34	<b>Walkenhorst Motorsport</b> <i>M. JENSEN</i>	<b>1:43.335</b>	10:58:21.952	28	BMW M6 GT3
20	<b>GPX Racing</b> <i>M. CHRISTENSEN</i>	<b>1:43.252</b>	11:08:17.816	26	Porsche 911 GT3 R
999	<b>Mercedes-AMG Team GruppeM Racing</b> <i>M. ENGEL</i>	<b>1:43.121</b>	11:17:41.383	35	Mercedes-AMG GT3
35	<b>KCMG</b> <i>J. BURDON</i>	<b>1:42.696</b>	11:23:10.172	28	Nissan GT-R NISMO GT3
31	<b>Frikadelli Racing Team</b> <i>N. TANDY</i>	<b>1:42.386</b>	11:29:44.860	37	Porsche 911 GT3 R

Weather / Track : Cloudy / Dry

Kyalami Grand Prix Circuit  
Circuit Length = 4.522 km  
Start: 10:00 Flag 11:59 End: 12:03

# Kyalami 9 Hours

## PAID TEST SESSION 1 - STATISTICS

CLASS : ProAm

2 Starters

### Fastest Lap History

NO	NAME	LAP TIME	TIME OF DAY	LAP	VEHICLE
43	<b>Strakka Racing</b> <i>D. BAUMANN</i>	<b>1:53.793</b>	10:05:44.933	3	Mercedes-AMG GT3
43	<b>Strakka Racing</b> <i>D. BAUMANN</i>	<b>1:47.629</b>	10:07:32.562	4	Mercedes-AMG GT3
43	<b>Strakka Racing</b> <i>D. BAUMANN</i>	<b>1:46.212</b>	10:09:18.774	5	Mercedes-AMG GT3
43	<b>Strakka Racing</b> <i>D. BAUMANN</i>	<b>1:44.408</b>	10:11:03.182	6	Mercedes-AMG GT3
43	<b>Strakka Racing</b> <i>D. BAUMANN</i>	<b>1:43.801</b>	10:14:41.213	8	Mercedes-AMG GT3
43	<b>Strakka Racing</b> <i>D. BAUMANN</i>	<b>1:43.490</b>	10:16:24.703	9	Mercedes-AMG GT3

Weather / Track : Cloudy / Dry

Results can be found at [www.tsl-timing.com](http://www.tsl-timing.com)

Page 3 of 6

Kyalami Grand Prix Circuit  
Circuit Length = 4.522 km  
Start: 10:00 Flag 11:59 End: 12:03

Printed - 12:14 Thursday, 21 November 2019

# Kyalami 9 Hours

## PAID TEST SESSION 1 - STATISTICS

CLASS : Silver

3 Starters

### Fastest Lap History

NO	NAME	LAP TIME	TIME OF DAY	LAP	VEHICLE
22	<b>WTM Racing powered by Rinaldi</b> <i>J. KRUMBACH</i>	<b>2:04.010</b>	10:05:06.563	3	Ferrari 488 GT3
6	<b>Black Falcon</b> <i>H. HAUPT</i>	<b>1:46.540</b>	10:06:40.755	4	Mercedes-AMG GT3
6	<b>Black Falcon</b> <i>H. HAUPT</i>	<b>1:45.833</b>	10:08:26.589	5	Mercedes-AMG GT3
6	<b>Black Falcon</b> <i>H. HAUPT</i>	<b>1:45.649</b>	10:10:12.238	6	Mercedes-AMG GT3
6	<b>Black Falcon</b> <i>H. HAUPT</i>	<b>1:44.768</b>	10:11:57.005	7	Mercedes-AMG GT3
6	<b>Black Falcon</b> <i>H. HAUPT</i>	<b>1:44.696</b>	10:19:11.330	10	Mercedes-AMG GT3
6	<b>Black Falcon</b> <i>P. ASSENHEIMER</i>	<b>1:44.055</b>	10:47:23.618	25	Mercedes-AMG GT3
6	<b>Black Falcon</b> <i>S. AFANASIEV</i>	<b>1:43.955</b>	11:13:57.620	39	Mercedes-AMG GT3
22	<b>WTM Racing powered by Rinaldi</b> <i>D. PEREL</i>	<b>1:43.469</b>	11:28:51.783	36	Ferrari 488 GT3

Weather / Track : Cloudy / Dry

Results can be found at [www.tsl-timing.com](http://www.tsl-timing.com)

Page 4 of 6

Kyalami Grand Prix Circuit  
Circuit Length = 4.522 km  
Start: 10:00 Flag 11:59 End: 12:03

Printed - 12:14 Thursday, 21 November 2019

# Kyalami 9 Hours

## PAID TEST SESSION 1 - STATISTICS

CLASS : Am

3 Starters

### Fastest Lap History

NO	NAME	LAP TIME	TIME OF DAY	LAP	VEHICLE
40	<b>SPS Automotive Performance</b> <i>M. RAMOS</i>	<b>2:02.286</b>	10:05:17.959	3	Mercedes-AMG GT3
40	<b>SPS Automotive Performance</b> <i>M. RAMOS</i>	<b>1:56.085</b>	10:07:14.044	4	Mercedes-AMG GT3
40	<b>SPS Automotive Performance</b> <i>M. RAMOS</i>	<b>1:51.479</b>	10:09:05.523	5	Mercedes-AMG GT3
40	<b>SPS Automotive Performance</b> <i>M. RAMOS</i>	<b>1:49.054</b>	10:10:54.577	6	Mercedes-AMG GT3
40	<b>SPS Automotive Performance</b> <i>M. RAMOS</i>	<b>1:48.185</b>	10:12:42.762	7	Mercedes-AMG GT3
36	<b>Walkenhorst Motorsport</b> <i>G. BONAFEDE</i>	<b>1:47.681</b>	10:13:46.539	4	BMW M6 GT3
40	<b>SPS Automotive Performance</b> <i>M. RAMOS</i>	<b>1:47.320</b>	10:14:30.100	8	Mercedes-AMG GT3
40	<b>SPS Automotive Performance</b> <i>M. RAMOS</i>	<b>1:46.555</b>	10:16:16.637	9	Mercedes-AMG GT3
40	<b>SPS Automotive Performance</b> <i>M. RAMOS</i>	<b>1:45.823</b>	10:19:49.441	11	Mercedes-AMG GT3
36	<b>Walkenhorst Motorsport</b> <i>G. BONAFEDE</i>	<b>1:45.149</b>	10:21:27.239	7	BMW M6 GT3
36	<b>Walkenhorst Motorsport</b> <i>G. BONAFEDE</i>	<b>1:44.799</b>	10:23:12.038	8	BMW M6 GT3

Weather / Track : Cloudy / Dry

Kyalami Grand Prix Circuit  
Circuit Length = 4.522 km  
Start: 10:00 Flag 11:59 End: 12:03

# Kyalami 9 Hours

## PAID TEST SESSION 1 - STATISTICS

CLASS : Nat

2 Starters

### Fastest Lap History

NO	NAME	LAP TIME	TIME OF DAY	LAP	VEHICLE
13	<b>Stradale Motorsport</b> <i>C. ARANGIES</i>	<b>1:50.431</b>	10:08:21.975	4	Lamborghini Huracan GT3 2019
13	<b>Stradale Motorsport</b> <i>C. ARANGIES</i>	<b>1:50.033</b>	10:10:12.011	5	Lamborghini Huracan GT3 2019
17	<b>Pablo Clark Racing</b> <i>L. THOMPSON</i>	<b>1:46.025</b>	10:12:48.730	5	Ferrari 458 Italia GT3
17	<b>Pablo Clark Racing</b> <i>L. THOMPSON</i>	<b>1:45.998</b>	10:14:34.730	6	Ferrari 458 Italia GT3
17	<b>Pablo Clark Racing</b> <i>L. THOMPSON</i>	<b>1:45.430</b>	10:16:20.159	7	Ferrari 458 Italia GT3

Weather / Track : Cloudy / Dry

Results can be found at [www.tsl-timing.com](http://www.tsl-timing.com)

Page 6 of 6

Kyalami Grand Prix Circuit  
Circuit Length = 4.522 km  
Start: 10:00 Flag 11:59 End: 12:03

Printed - 12:14 Thursday, 21 November 2019