

Autodromo Nazionale Monza
International GT Open
Free Practice - 2
Provisional Results



Cls	Nº	Entrant/Team	Nat	Driver 1	Nat	Driver 2	Nat	Vehicle	Cat	Cls	Laps	Best	Time	Gap	Interval	Km/h
1	16	Teo Martín Motorsport	ESP	Marcelo Hahn	BRA	Allam Khodair	BRA	McLaren 720 s	PROAM	1	21	13	1:46.870			195.1
2	17	Teo Martín Motorsport	ESP	Fran Rueda	ESP	Andrés Saravia	GTU	McLaren 720 s	PRO	1	29	8	1:47.254	0.384	0.384	194.4
3	59	Teo Martín Motorsport	ESP	Martin Kodrić	HRV	Henrique Chaves	PRT	McLaren 720 s	PRO	2	26	11	1:47.277	0.407	0.023	194.4
4	10	SPS Automotive Performance	DEU	Miguel Ramos	PRT	Fabrizio Crestani	ITA	Mercedes AMG GT3	PRO	3	28	26	1:47.288	0.418	0.011	194.3
5	63	Emil Frey Racing	CHE	Albert Costa	ESP	Giacomo Altoè	ITA	Lamborghini Huracan GT3 EVO	PRO	4	25	11	1:47.306	0.436	0.018	194.3
6	6	Antonelli MotorSport	ITA	Loris Spinelli	ITA	Riccardo Agostini	ITA	Mercedes AMG GT3	PRO	5	26	19	1:47.518	0.648	0.212	193.9
7	14	Emil Frey Racing	CHE	Norbert Siedler	AUT	Mikaël Grenier	CAN	Lamborghini Huracan GT3 EVO	PRO	6	26	12	1:47.687	0.817	0.169	193.6
8	21	Spirit of Race	ITA	Duncan Cameron	GBR	Matt Griffin	IRL	Ferrari 488 GT3	PROAM	2	28	23	1:47.754	0.884	0.067	193.5
9	96	Optimum Motorsport	GBR	Oliver Wilkinson	GBR	Darren Turner	GBR	Aston Martin GT3 AMR MY2019	PRO	7	29	8	1:47.815	0.945	0.061	193.4
10	20	SPS Automotive Performance	DEU	Valentin Pierburg	DEU	Tom Onslow-Cole	GBR	Mercedes AMG GT3	PROAM	3	28	21	1:47.995	1.125	0.180	193.1
11	31	Frikadelli Racing	DEU	Klaus Abbelen	DEU	Thomas Preining	AUT	Porsche GT3 R	PROAM	4	24	10	1:48.089	1.219	0.094	192.9
12	19	Raton Racing by Target	ITA	Jiatong Liang	CHN	Raffaele Giammaria	ITA	Lamborghini Huracan GT3 EVO	PROAM	5	27	17	1:48.144	1.274	0.055	192.8
13	25	HTP Motorsport	DEU	Alexander Hrachowina	AUT	Martin Konrad	AUT	Mercedes AMG GT3	AM	1	27	11	1:48.336	1.466	0.192	192.5
14	90	Raton Racing by Target	ITA	Christoph Lenz	CHE	Alberto Di Folco	ITA	Lamborghini Huracan GT3 EVO	PROAM	6	28	10	1:48.369	1.499	0.033	192.4
15	8	Antonelli MotorSport	ITA	Giuseppe Cipriani	ITA			Mercedes AMG GT3	AM	2	26	11	1:48.416	1.546	0.047	192.3
16	66	Vincenzo Sospiri Racing	ITA	Frederik Schandorff	DNK	Tuomas Tujula	FIN	Lamborghini Huracan GT3 EVO	PROAM	7	22	3	1:48.587	1.717	0.171	192.0
17	12	Ombra Racing	ITA	Federico Leo	ITA	Najiy Razak	MYS	Lamborghini Huracan GT3 EVO	PRO	8	26	12	1:48.864	1.994	0.277	191.5
18	51	Spirit of Race	ITA	Francesco Piovanetti	USA	Oswaldo Negri	BRA	Ferrari 488 GT3	AM	3	28	11	1:49.150	2.280	0.286	191.0
19	99	Sports and You	PRT	António Coimbra	PRT	Luis Silva	PRT	Mercedes AMG GT3	AM	4	21	15	1:50.089	3.219	0.939	189.4

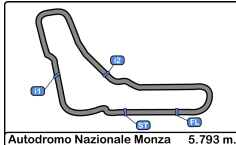
CAR 16 TIME 1:49.298 DELETED TRACK LIMITS AT T 4

Published at:.....

Track Temp: 25.6 °C Air Temp: 20.1 °C Humidity: 60 % Track Status: DRY

Stewards:	Race Director:	Timekeeper:
------------------	-----------------------	--------------------





Autodromo Nazionale Monza
International GT Open
Free Practice - 2
Provisional Results by Class



Cls	Nº	Entrant/Team	Nat	Driver 1	Nat	Driver 2	Nat	Vehicle	Cat	Cls	Laps	Best	Time	Gap	Interval	Km/h
PRO																
1	17	Teo Martín Motorsport	ESP	Fran Rueda	ESP	Andrés Saravia	GTU	McLaren 720 s	PRO	1	29	8	1:47.254			194.4
2	59	Teo Martín Motorsport	ESP	Martin Kodrić	HRV	Henrique Chaves	PRT	McLaren 720 s	PRO	2	26	11	1:47.277	0.023	0.023	194.4
3	10	SPS Automotive Performance	DEU	Miguel Ramos	ESP	Fabrizio Crestani	ITA	Mercedes AMG GT3	PRO	3	28	26	1:47.288	0.034	0.011	194.3
4	63	Emil Frey Racing	CHE	Albert Costa	ESP	Giacomo Altoè	ITA	Lamborghini Huracan GT3 EVO	PRO	4	25	11	1:47.306	0.052	0.018	194.3
5	6	Antonelli MotorSport	ITA	Loris Spinelli	ITA	Riccardo Agostini	ITA	Mercedes AMG GT3	PRO	5	26	19	1:47.518	0.264	0.212	193.9
6	14	Emil Frey Racing	CHE	Norbert Siedler	AUT	Mikaël Grenier	CAN	Lamborghini Huracan GT3 EVO	PRO	6	26	12	1:47.687	0.433	0.169	193.6
7	96	Optimum Motorsport	GBR	Oliver Wilkinson	GBR	Darren Turner	GBR	Aston Martin GT3 AMR MY2019	PRO	7	29	8	1:47.815	0.561	0.128	193.4
8	12	Ombra Racing	ITA	Federico Leo	ITA	Najiy Razak	MYS	Lamborghini Huracan GT3 EVO	PRO	8	26	12	1:48.864	1.610	1.049	191.5
PROAM																
1	16	Teo Martín Motorsport	ESP	Marcelo Hahn	BRA	Allam Khodair	BRA	McLaren 720 s	PROAM	1	21	13	1:46.870			195.1
2	21	Spirit of Race	ITA	Duncan Cameron	GBR	Matt Griffin	IRL	Ferrari 488 GT3	PROAM	2	28	23	1:47.754	0.884	0.884	193.5
3	20	SPS Automotive Performance	DEU	Valentin Pierburg	DEU	Tom Onslow-Cole	GBR	Mercedes AMG GT3	PROAM	3	28	21	1:47.995	1.125	0.241	193.1
4	31	Frikadelli Racing	DEU	Klaus Abbelen	DEU	Thomas Preining	AUT	Porsche GT3 R	PROAM	4	24	10	1:48.089	1.219	0.094	192.9
5	19	Raton Racing by Target	ITA	Jiatong Liang	CHN	Raffaele Giammaria	ITA	Lamborghini Huracan GT3 EVO	PROAM	5	27	17	1:48.144	1.274	0.055	192.8
6	90	Raton Racing by Target	ITA	Christoph Lenz	CHE	Alberto Di Folco	ITA	Lamborghini Huracan GT3 EVO	PROAM	6	28	10	1:48.369	1.499	0.225	192.4
7	66	Vincenzo Sospiri Racing	ITA	Frederik Schandorff	DNK	Tuomas Tujula	FIN	Lamborghini Huracan GT3 EVO	PROAM	7	22	3	1:48.587	1.717	0.218	192.0
AM																
1	25	HTP Motorsport	DEU	Alexander Hrachowina	AUT	Martin Konrad	AUT	Mercedes AMG GT3	AM	1	27	11	1:48.336			192.5
2	8	Antonelli MotorSport	ITA	Giuseppe Cipriani	ITA			Mercedes AMG GT3	AM	2	26	11	1:48.416	0.080	0.080	192.3
3	51	Spirit of Race	ITA	Francesco Piovanetti	USA	Oswaldo Negri	BRA	Ferrari 488 GT3	AM	3	28	11	1:49.150	0.814	0.734	191.0
4	99	Sports and You	PRT	António Coimbra	PRT	Luis Silva	PRT	Mercedes AMG GT3	AM	4	21	15	1:50.089	1.753	0.939	189.4

Published at:.....

Track Temp: 25.6 °C Air Temp: 20.1 °C Humidity: 60 % Track Status: DRY

Stewards:	Race Director:	Timekeeper:
------------------	-----------------------	--------------------





Autodromo Nazionale Monza
International GT Open
Free Practice - 2
Lap Analysis



6							8								
1 Loris Spinelli Mercedes AMG GT3							1 Giuseppe Cipriani Mercedes AMG GT3								
PRO							AM								
2 Riccardo Agostini Antonelli MotorSport							2 Antonelli MotorSport								
Lap	D	Time	Sector 1	Sector 2	Sector 3	T. Spd	Elapsed	Lap	D	Time	Sector 1	Sector 2	Sector 3	T. Spd	Elapsed
1		15:17:57.021 P	15:16:30.626	40.062	46.333	167.1	15:17:57.021	1		15:16:37.698 P	15:15:10.250	40.318	47.130	204.9	15:16:37.698
2		2:28.414	1:14.465	36.806	37.143	213.0	15:20:25.435	2		2:34.255	1:17.317	38.306	38.632	157.4	15:19:11.953
3		1:48.317	34.477	36.651	37.189	273.4	15:22:13.752	3		1:49.957	34.944	37.295	37.718	274.8	15:21:01.910
4		1:54.226 P	34.430	36.720	43.076	274.1	15:24:07.978	4		1:49.022	34.543	37.140	37.339	276.2	15:22:50.932
5		3:00.260	1:46.406	36.756	37.098	213.0	15:27:08.238	5		1:48.587	34.457	36.834	37.296	276.2	15:24:39.519
6		1:48.579	34.607	36.627	37.345	275.5	15:28:56.817	6		1:48.813	34.380	36.964	37.469	276.2	15:26:28.332
7		1:48.450	34.605	36.637	37.208	276.9	15:30:45.267	7		1:56.141 P	34.532	37.114	44.495	275.5	15:28:24.473
8		1:53.910 P	34.583	36.760	42.567	275.5	15:32:39.177	8		6:37.176	5:20.597	38.325	38.254	181.8	15:35:01.649
9		4:20.064	3:06.032	36.927	37.105	212.5	15:36:59.241	9		1:49.044	34.488	36.966	37.590	277.6	15:36:50.693
10		1:48.225	34.503	36.651	37.071	274.1	15:38:47.466	10		1:48.545	34.416	36.920	37.209	278.3	15:38:39.238
11		1:48.235	34.557	36.683	36.995	273.4	15:40:35.701	11		1:48.416	34.411	36.831	37.174	277.6	15:40:27.654
12		1:48.059	34.351	36.627	37.081	272.7	15:42:23.760	12		1:50.008	34.475	37.166	38.367	276.9	15:42:17.662
13		1:53.348 P	34.486	36.541	42.321	275.5	15:44:17.108	13		1:55.624 P	34.607	36.841	44.176	276.2	15:44:13.286
14		3:29.783	2:14.806	37.725	37.252	207.6	15:47:46.891	14		5:53.369	4:37.764	37.675	37.930	215.1	15:50:06.655
15		1:47.906	34.515	36.520	36.871	273.4	15:49:34.797	15		1:49.246	34.554	37.212	37.480	277.6	15:51:55.901
16		1:47.694	34.408	36.536	36.750	274.1	15:51:22.491	16		1:55.340 P	34.516	37.046	43.778	276.9	15:53:51.241
17		1:47.610	34.297	36.469	36.844	276.2	15:53:10.101	17		4:43.808	3:27.247	38.423	38.138	213.4	15:58:35.049
18		1:48.081	34.679	36.426	36.976	272.7	15:54:58.182	18		1:50.572	35.141	37.582	37.849	272.0	16:00:25.621
19		1:47.518	34.371	36.475	36.672	273.4	15:56:45.700	19		1:50.346	34.537	37.849	37.960	275.5	16:02:15.967
20		1:53.086 P	34.330	36.508	42.248	274.8	15:58:38.786	20		1:49.650	34.613	37.408	37.629	275.5	16:04:05.617
21		7:18.672	6:03.557	37.261	37.854	209.7	16:05:57.458	21		1:49.939	34.688	37.510	37.741	275.5	16:05:55.556
22		1:49.208	34.715	37.075	37.418	272.0	16:07:46.666	22		1:50.615	34.729	37.805	38.081	274.8	16:07:46.171
23		1:50.013	35.181	37.412	37.420	274.8	16:09:36.679	23		1:52.649	36.710	37.588	38.351	274.8	16:09:38.820
24		1:48.760	34.597	36.868	37.295	275.5	16:11:25.439	24		1:49.687	34.520	37.432	37.735	276.2	16:11:28.507
25		1:48.581	34.461	36.799	37.321	276.2	16:13:14.020	25		1:49.752	34.577	37.403	37.772	274.8	16:13:18.259
26		1:56.393 P	34.504	37.794	44.095	273.4	16:15:10.413	26		1:57.117 P	34.541	37.400	45.176	274.1	16:15:15.376





Autodromo Nazionale Monza
International GT Open
Free Practice - 2
Lap Analysis



10

1 Miguel Ramos Mercedes AMG GT3
 2 Fabrizio Crestani SPS Automotive Performance

12

1 Federico Leo Lamborghini Huracan GT3 EVO
 2 Najiy Razak Ombra Racing

Lap	D	Time	Sector 1	Sector 2	Sector 3	T. Spd	Elapsed	Lap	D	Time	Sector 1	Sector 2	Sector 3	T. Spd	Elapsed
1		15:15:11.913	15:13:48.126	43.781	40.006	204.9	15:15:11.913	1		15:16:05.528	15:14:39.223	43.211	43.094	166.1	15:16:05.528
2		1:49.717	34.773	37.269	37.675	274.8	15:17:01.630	2		1:57.900	36.861	41.264	39.775	216.8	15:18:03.428
3		1:48.888	34.532	37.152	37.204	276.2	15:18:50.518	3		2:01.557 P	35.281	38.780	47.496	255.9	15:20:04.985
4		1:48.482	34.402	36.970	37.110	277.6	15:20:39.000	4		5:08.719	3:50.884	39.670	38.165	193.5	15:25:13.704
5		1:48.761	34.431	36.907	37.423	277.6	15:22:27.761	5		1:49.841	34.842	37.279	37.720	277.6	15:27:03.545
6		1:51.744	34.495	36.938	40.311	277.6	15:24:19.505	6		1:50.076	34.726	37.124	38.226	276.2	15:28:53.621
7		1:59.719 P	34.561	37.171	47.987	276.9	15:26:19.224	7		1:49.756	34.926	37.229	37.601	275.5	15:30:43.377
8		4:11.603	2:56.607	37.297	37.699	214.7	15:30:30.827	8		1:49.204	34.727	36.979	37.498	274.1	15:32:32.581
9		1:57.353 P	34.430	37.264	45.659	276.2	15:32:28.180	9		1:56.774 P	34.846	37.744	44.184	274.8	15:34:29.355
10		4:39.334	3:23.745	37.600	37.989	214.7	15:37:07.514	10		3:34.851	2:16.880	38.028	39.943	204.5	15:38:04.206
11		1:49.100	34.736	37.183	37.181	276.9	15:38:56.614	11		1:49.311	34.751	37.159	37.401	276.2	15:39:53.517
12		1:48.209	34.460	36.860	36.889	276.9	15:40:44.823	12		1:48.864	34.530	37.026	37.308	276.2	15:41:42.381
13		1:50.989	36.945	37.115	36.929	276.9	15:42:35.812	13		1:55.210 P	34.808	37.041	43.361	276.2	15:43:37.591
14		1:48.344	34.379	36.700	37.265	277.6	15:44:24.156	14		3:28.242	2:12.408	37.794	38.040	213.0	15:47:05.833
15		1:48.090	34.354	36.696	37.040	277.6	15:46:12.246	15		1:50.126	34.924	37.505	37.697	273.4	15:48:55.959
16		1:48.230	34.341	36.859	37.030	276.9	15:48:00.476	16		1:49.732	34.616	37.410	37.706	274.1	15:50:45.691
17		1:58.663 P	34.469	36.842	47.352	276.9	15:49:59.139	17		1:49.692	34.664	37.370	37.658	275.5	15:52:35.383
18		3:50.031	2:35.615	37.281	37.135	216.0	15:53:49.170	18		1:49.033	34.508	37.133	37.392	274.8	15:54:24.416
19		1:48.116	34.593	36.704	36.819	274.1	15:55:37.286	19		1:50.370	34.729	37.495	38.146	274.1	15:56:14.786
20		1:47.986	34.342	36.769	36.875	275.5	15:57:25.272	20		1:52.175	35.079	37.297	39.799	271.3	15:58:06.961
21		1:48.210	34.386	36.861	36.963	275.5	15:59:13.482	21		1:55.633 P	34.755	37.381	43.497	273.4	16:00:02.594
22		1:54.067 P	34.471	36.720	42.876	275.5	16:01:07.549	22		5:33.387 P	4:10.557	37.627	45.203	213.4	16:05:35.981
23		4:09.732	2:56.457	36.589	36.686	214.2	16:05:17.281	23		2:59.476	1:44.363	37.756	37.357	213.0	16:08:35.457
24		1:47.697	34.659	36.640	36.398	272.0	16:07:04.978	24		1:48.923	34.595	37.035	37.293	274.8	16:10:24.380
25		1:47.599	34.379	36.304	36.916	274.1	16:08:52.577	25		1:49.130	34.695	37.130	37.305	274.8	16:12:13.510
26		1:47.288	34.290	36.404	36.594	274.8	16:10:39.865	26		1:58.340 P	34.708	37.075	46.557	275.5	16:14:11.850
27		1:49.847	34.932	36.610	38.305	275.5	16:12:29.712								
28		1:52.534 P	34.368	36.369	41.797	276.9	16:14:22.246								





Autodromo Nazionale Monza
International GT Open
Free Practice - 2
Lap Analysis



14

1 Norbert Siedler Lamborghini Huracan GT3 EVO

PRO

2 Mikaël Grenier

Emil Frey Racing

17

1 Fran Rueda

McLaren 720 s

PRO

2 Andrés Saravia

Teo Martín Motorsport

Lap	D	Time	Sector 1	Sector 2	Sector 3	T. Spd	Elapsed	Lap	D	Time	Sector 1	Sector 2	Sector 3	T. Spd	Elapsed
1		15:15:49.458	15:14:32.722	38.606	38.130	208.0	15:15:49.458	1		15:15:03.873	15:13:47.384	38.322	38.167	181.8	15:15:03.873
2		1:48.830	34.635	36.915	37.280	276.2	15:17:38.288	2		1:49.316	34.519	37.293	37.504	276.2	15:16:53.189
3		1:48.521	34.414	36.766	37.341	277.6	15:19:26.809	3		1:50.921	34.586	37.038	39.297	279.0	15:18:44.110
4		1:50.751	34.302	38.714	37.735	278.3	15:21:17.560	4		1:54.542 P	34.450	37.079	43.013	279.0	15:20:38.652
5		1:48.356	34.379	36.831	37.146	278.3	15:23:05.916	5		2:45.740	1:29.403	38.389	37.948	215.5	15:23:24.392
6		1:48.260	34.438	36.729	37.093	277.6	15:24:54.176	6		1:47.398	34.180	36.439	36.779	276.9	15:25:11.790
7		1:48.151	34.239	36.860	37.052	279.0	15:26:42.327	7		1:49.794	34.155	37.661	37.978	279.7	15:27:01.584
8		2:00.997 P	34.607	38.428	47.962	279.0	15:28:43.324	8		1:47.254	33.982	36.508	36.764	279.0	15:28:48.838
9		10:18.123	8:57.628	39.404	41.091	211.7	15:39:01.447	9		1:53.418 P	34.122	36.600	42.696	279.0	15:30:42.256
10		1:48.230	34.404	36.633	37.193	278.3	15:40:49.677	10		3:55.825	2:36.549	37.956	41.320	91.9	15:34:38.081
11		1:48.188	34.556	36.783	36.849	280.5	15:42:37.865	11		1:47.781	34.341	36.517	36.923	276.9	15:36:25.862
12		1:47.687	34.266	36.555	36.866	279.7	15:44:25.552	12		1:47.283	34.144	36.454	36.685	277.6	15:38:13.145
13		1:53.206	37.409	38.198	37.599	280.5	15:46:18.758	13		1:47.485	34.064	36.648	36.773	277.6	15:40:00.630
14		1:58.702 P	34.183	36.987	47.532	281.2	15:48:17.460	14		1:47.464	34.076	36.374	37.014	278.3	15:41:48.094
15		5:05.334	3:50.503	37.358	37.473	210.5	15:53:22.794	15		1:47.625	34.303	36.445	36.877	277.6	15:43:35.719
16		1:48.535	34.585	36.778	37.172	273.4	15:55:11.329	16		1:47.543	34.189	36.487	36.867	277.6	15:45:23.262
17		1:48.099	34.436	36.615	37.048	274.8	15:56:59.428	17		1:58.391 P	34.165	36.835	47.391	278.3	15:47:21.653
18		1:48.071	34.433	36.591	37.047	275.5	15:58:47.499	18		4:16.573	3:01.675	37.395	37.503	203.3	15:51:38.226
19		1:52.494	35.140	38.324	39.030	236.3	16:00:39.993	19		1:48.531	34.392	36.902	37.237	276.9	15:53:26.757
20		1:47.990	34.333	36.620	37.037	276.2	16:02:27.983	20		1:48.245	34.305	36.896	37.044	277.6	15:55:15.002
21		1:47.782	34.214	36.586	36.982	278.3	16:04:15.765	21		1:48.108	34.294	36.709	37.105	278.3	15:57:03.110
22		1:49.300	34.475	37.410	37.415	276.2	16:06:05.065	22		1:49.979	34.388	37.290	38.301	280.5	15:58:53.089
23		1:58.245 P	34.383	39.073	44.789	275.5	16:08:03.310	23		1:48.640	34.375	37.020	37.245	277.6	16:00:41.729
24		3:01.949	1:46.514	37.363	38.072	211.7	16:11:05.259	24		1:48.089	34.128	36.860	37.101	279.7	16:02:29.818
25		1:49.293	34.851	36.892	37.550	275.5	16:12:54.552	25		1:48.440	34.218	36.692	37.530	279.0	16:04:18.258
26		2:01.296 P	34.711	38.259	48.326	276.2	16:14:55.848	26		1:48.130	34.245	36.748	37.137	279.0	16:06:06.388

16

1 Marcelo Hahn McLaren 720 s

PROAM

2 Allam Khodair

Teo Martín Motorsport

Lap	D	Time	Sector 1	Sector 2	Sector 3	T. Spd	Elapsed	Lap	D	Time	Sector 1	Sector 2	Sector 3	T. Spd	Elapsed
1		15:15:23.242	15:14:06.425	38.236	38.581	189.4	15:15:23.242	27		1:50.000	34.271	37.172	38.557	278.3	16:07:56.388
2		1:48.926	34.622	37.086	37.218	274.1	15:17:12.168	28		1:55.460	34.380	39.104	41.976	277.6	16:09:51.848
3		1:48.069	34.516	36.684	36.869	274.8	15:19:00.237	29		1:59.150 P	34.313	37.051	47.786	277.6	16:11:50.998
4		1:47.678	34.377	36.585	36.716	276.9	15:20:47.915								
5		1:47.719	34.181	36.550	36.988	276.9	15:22:35.634								
6		1:54.847 P	34.334	36.635	43.878	274.8	15:24:30.481								
7		6:49.572	5:33.933	36.952	38.687	214.2	15:31:20.053								
8		1:55.969 P	34.445	36.794	44.730	275.5	15:33:16.022								
9		18:19.868	17:05.784	36.953	37.131	203.0	15:51:35.890								
10		4:49.298	34.194	36.282	38.822	276.2	15:53:25.188								
11		1:47.128	34.063	36.465	36.600	278.3	15:55:12.316								
12		1:49.342	34.094	36.528	38.720	279.7	15:57:01.658								
13		1:46.870	34.111	36.159	36.600	279.0	15:58:48.528								
14		1:55.348 P	34.223	38.307	42.818	278.3	16:00:43.876								
15		4:12.879	2:57.626	37.384	37.869	213.4	16:04:56.755								
16		1:51.428	36.335	37.607	37.486	276.2	16:06:48.183								
17		1:59.149	43.520	38.172	37.457	277.6	16:08:47.332								
18		1:50.108	34.816	37.326	37.966	274.8	16:10:37.440								
19		1:49.266	34.592	37.095	37.579	275.5	16:12:26.706								
20		1:49.452	34.673	37.181	37.598	274.1	16:14:16.158								
21		1:56.371 P	34.624	37.403	44.344	271.3	16:16:12.529								





Autodromo Nazionale Monza
International GT Open
Free Practice - 2
Lap Analysis



19

1 Jiatong Liang

Lamborghini Huracan GT3 EVO

20

1 Valentin Pierburg

Mercedes AMG GT3

PROAM

2 Raffaele Giammaria

Raton Racing by Target

PROAM

2 Tom Onslow-Cole

SPS Automotive Performance

Lap	D	Time	Sector 1	Sector 2	Sector 3	T. Spd	Elapsed	Lap	D	Time	Sector 1	Sector 2	Sector 3	T. Spd	Elapsed
1		15:15:53.769	15:14:37.665	37.928	38.176	198.1	15:15:53.769	1		15:14:57.927	15:13:40.031	38.898	38.998	210.9	15:14:57.927
2		1:50.127	35.325	37.306	37.496	274.8	15:17:43.896	2		1:50.518	35.058	37.567	37.893	264.0	15:16:48.445
3		1:48.932	34.633	36.965	37.334	275.5	15:19:32.828	3		1:50.307	34.786	37.609	37.912	274.1	15:18:38.752
4		1:50.512	34.603	36.930	38.979	275.5	15:21:23.340	4		1:49.674	34.675	37.297	37.702	274.8	15:20:28.426
5		1:59.172 P	34.647	37.240	47.285	276.2	15:23:22.512	5		1:49.941	34.685	37.503	37.753	275.5	15:22:18.367
6		4:33.428	3:18.057	37.621	37.750	213.8	15:27:55.940	6		1:49.412	34.573	37.290	37.549	275.5	15:24:07.779
7		1:49.370	34.564	37.203	37.603	274.8	15:29:45.310	7		1:49.381	34.644	37.252	37.485	274.1	15:25:57.160
8		1:48.788	34.485	36.905	37.398	274.8	15:31:34.098	8		1:49.196	34.624	37.099	37.473	274.8	15:27:46.356
9		1:56.751 P	34.659	38.046	44.046	274.8	15:33:30.849	9		1:55.136 P	34.649	37.267	43.220	274.1	15:29:41.492
10		4:47.194	3:32.404	37.135	37.655	211.7	15:38:18.043	10		3:26.868	2:11.421	37.413	38.034	215.1	15:33:08.360
11		1:48.877	34.365	37.376	37.136	275.5	15:40:06.920	11		1:49.403	34.818	37.047	37.538	274.8	15:34:57.763
12		1:48.240	34.436	36.681	37.123	276.2	15:41:55.160	12		1:49.334	34.759	37.085	37.490	275.5	15:36:47.097
13		1:48.264	34.376	36.718	37.170	276.2	15:43:43.424	13		1:49.132	34.608	37.124	37.400	275.5	15:38:36.229
14		1:54.313 P	34.374	36.525	43.414	276.9	15:45:37.737	14		1:55.393 P	34.926	37.073	43.394	276.2	15:40:31.622
15		4:25.447	3:10.736	37.048	37.663	212.5	15:50:03.184	15		3:19.489	2:02.287	37.978	39.224	215.5	15:43:51.111
16		1:48.174	34.401	36.757	37.016	276.2	15:51:51.358	16		1:48.007	34.444	36.607	36.956	276.9	15:45:39.118
17		1:48.144	34.346	36.665	37.133	276.2	15:53:39.502	17		1:48.141	34.556	36.656	36.929	276.2	15:47:27.259
18		1:54.802 P	34.283	36.950	43.569	276.2	15:55:34.304	18		1:48.170	34.288	36.820	37.062	274.8	15:49:15.429
19		4:54.340	3:37.351	38.316	38.673	208.0	16:00:28.644	19		1:54.030 P	34.460	36.732	42.838	275.5	15:51:09.459
20		1:58.228	35.238	44.314	38.676	276.2	16:02:26.872	20		3:19.513	2:02.923	38.543	38.047	189.8	15:54:28.972
21		1:52.761	35.145	38.528	39.088	275.5	16:04:19.633	21		1:47.995	34.397	36.696	36.902	274.8	15:56:16.967
22		1:57.601	41.034	38.198	38.369	276.9	16:06:17.234	22		1:55.218 P	34.537	36.794	43.887	275.5	15:58:12.185
23		1:49.822	34.502	37.308	38.012	274.8	16:08:07.056	23		4:32.083	3:07.774	43.055	41.254	212.5	16:02:44.268
24		1:49.928	34.649	37.337	37.942	274.8	16:09:56.984	24		1:48.931	34.782	36.842	37.307	272.7	16:04:33.199
25		1:51.608	35.204	37.747	38.657	275.5	16:11:48.592	25		1:57.223	37.925	37.709	41.589	274.1	16:06:30.422
26		1:49.656	34.423	37.164	38.069	274.8	16:13:38.248	26		1:55.395 P	34.704	37.013	43.678	273.4	16:08:25.817
27		2:00.927 P	34.601	37.357	48.969	274.8	16:15:39.175	27		3:13.054	1:58.965	36.929	37.160	214.2	16:11:38.871
								28		1:56.120 P	34.523	36.712	44.885	273.4	16:13:34.991





Autodromo Nazionale Monza
International GT Open
Free Practice - 2
Lap Analysis



21

1 Duncan Cameron

Ferrari 488 GT3

25

1 Alexander Hrachowina

Mercedes AMG GT3

PROAM

2 Matt Griffin

Spirit of Race

AM

2 Martin Konrad

HTP Motorsport

Lap	D	Time	Sector 1	Sector 2	Sector 3	T. Spd	Elapsed	Lap	D	Time	Sector 1	Sector 2	Sector 3	T. Spd	Elapsed
1		15:17:32.703	15:16:14.408	39.491	38.804	211.7	15:17:32.703	1		15:16:51.304	15:15:34.965	38.698	37.641	201.8	15:16:51.304
2		1:52.350	35.164	38.616	38.570	272.7	15:19:25.053	2		1:49.801	35.017	37.359	37.425	272.0	15:18:41.105
3		1:54.162	35.062	40.818	38.282	273.4	15:21:19.215	3		1:49.041	34.615	37.277	37.149	275.5	15:20:30.146
4		1:58.461	40.996	39.056	38.409	275.5	15:23:17.676	4		1:49.491	35.016	37.357	37.118	276.9	15:22:19.637
5		1:52.514	35.524	38.231	38.759	273.4	15:25:10.190	5		1:48.698	34.550	37.094	37.054	275.5	15:24:08.335
6		1:52.192	35.244	38.454	38.494	265.3	15:27:02.382	6		1:55.595 P	35.038	37.114	43.443	255.9	15:26:03.930
7		1:51.029	34.641	37.639	38.749	277.6	15:28:53.411	7		6:32.231	5:16.378	38.327	37.526	140.4	15:32:36.161
8		1:57.662 P	35.786	37.753	44.123	266.6	15:30:51.073	8		1:49.260	34.846	37.298	37.116	273.4	15:34:25.421
9		5:04.469	3:48.180	38.210	38.079	213.4	15:35:55.542	9		1:48.575	34.748	36.821	37.006	273.4	15:36:13.996
10		1:50.424	34.856	37.460	38.108	273.4	15:37:45.966	10		1:48.362	34.496	36.941	36.925	274.8	15:38:02.358
11		1:49.658	34.612	37.177	37.869	274.1	15:39:35.624	11		1:48.336	34.544	36.808	36.984	274.1	15:39:50.694
12		1:54.115	34.610	37.324	42.181	274.1	15:41:29.739	12		1:48.629	34.656	36.852	37.121	274.8	15:41:39.323
13		1:50.282	35.220	37.329	37.733	274.1	15:43:20.021	13		1:54.166 P	34.544	36.893	42.729	274.8	15:43:33.489
14		1:49.103	34.504	36.840	37.759	275.5	15:45:09.124	14		8:10.015	6:52.970	38.718	38.327	211.3	15:51:43.504
15		1:55.975 P	34.949	37.060	43.966	276.2	15:47:05.099	15		1:51.759	35.193	37.964	38.602	271.3	15:53:35.263
16		4:00.451	2:42.702	39.533	38.216	214.7	15:51:05.550	16		1:51.571	35.054	38.057	38.460	272.7	15:55:26.834
17		1:50.213	34.677	37.517	38.019	274.1	15:52:55.763	17		1:51.520	34.975	38.140	38.405	273.4	15:57:18.354
18		1:49.446	34.639	37.037	37.770	274.8	15:54:45.209	18		1:51.109	35.001	38.106	38.002	272.0	15:59:09.463
19		2:03.084 P	40.534	38.430	44.120	276.2	15:56:48.293	19		1:51.034	34.944	37.994	38.096	272.0	16:01:00.497
20		3:29.682	2:06.191	37.513	45.978	204.1	16:00:17.975	20		1:51.140	34.858	37.923	38.359	272.7	16:02:51.637
21		1:48.816	34.372	36.875	37.569	276.2	16:02:06.791	21		1:51.562	35.459	37.811	38.292	273.4	16:04:43.199
22		1:50.149	34.384	36.758	39.007	271.3	16:03:56.940	22		1:50.470	34.756	37.709	38.005	273.4	16:06:33.669
23		1:47.754	34.256	36.584	36.914	276.9	16:05:44.694	23		1:50.246	34.878	37.469	37.899	274.8	16:08:23.915
24		1:47.961	34.318	36.699	36.944	276.9	16:07:32.655	24		1:50.459	34.759	37.568	38.132	272.7	16:10:14.374
25		1:47.817	34.249	36.683	36.885	276.2	16:09:20.472	25		1:51.049	34.819	37.778	38.452	272.7	16:12:05.423
26		1:49.242	34.314	36.551	38.377	276.9	16:11:09.714	26		1:50.757	34.790	37.870	38.097	273.4	16:13:56.180
27		1:48.089	34.267	36.561	37.261	277.6	16:12:57.803	27		1:59.321 P	35.729	38.036	45.556	241.6	16:15:55.501
28		1:57.033 P	34.364	36.621	46.048	276.9	16:14:54.836								

31

1 Klaus Abbelen

Porsche GT3 R

PROAM

2 Thomas Preining

Frikadelli Racing

Lap	D	Time	Sector 1	Sector 2	Sector 3	T. Spd	Elapsed
1		15:16:16.103	15:15:01.170	37.467	37.466	210.5	15:16:16.103
2		1:49.050	34.746	36.848	37.456	270.6	15:18:05.153
3		1:49.413	34.465	36.979	37.969	270.6	15:19:54.566
4		1:54.100 P	34.703	36.767	42.630	269.3	15:21:48.666
5		8:10.489	6:55.555	37.516	37.418	211.3	15:29:59.155
6		1:49.366	34.763	37.425	37.178	267.9	15:31:48.521
7		1:48.704	34.694	36.795	37.215	267.9	15:33:37.225
8		1:48.642	34.810	36.635	37.197	267.9	15:35:25.867
9		1:48.175	34.540	36.497	37.138	269.3	15:37:14.042
10		1:48.089	34.409	36.539	37.141	270.6	15:39:02.131
11		1:55.035 P	34.508	37.708	42.819	272.7	15:40:57.166
12		5:04.750	3:50.488	36.921	37.341	211.7	15:46:01.916
13		1:49.038	34.861	36.767	37.410	267.3	15:47:50.954
14		1:48.766	34.667	36.670	37.429	269.3	15:49:39.720
15		1:54.694 P	34.806	36.777	43.111	270.6	15:51:34.414
16		9:07.297	7:47.551	39.455	40.291	201.1	16:00:41.711
17		1:53.361	35.402	38.495	39.464	271.3	16:02:35.072
18		1:52.947	35.295	38.371	39.281	267.3	16:04:28.019
19		1:53.033	35.565	38.057	39.411	267.3	16:06:21.052
20		1:52.493	35.262	38.241	38.990	268.6	16:08:13.545
21		1:52.871	35.679	38.135	39.057	266.0	16:10:06.416
22		1:55.138	35.222	40.345	39.571	267.3	16:12:01.554
23		1:52.591	35.313	38.282	38.996	267.9	16:13:54.145
24		1:58.076 P	35.077	38.071	44.928	267.9	16:15:52.221





Autodromo Nazionale Monza
International GT Open
Free Practice - 2
Lap Analysis



51

1 Francesco Piovanetti

Ferrari 488 GT3

59

1 Martin Kodrić

McLaren 720 s

AM

2 Oswaldo Negri

Spirit of Race

PRO

2 Henrique Chaves

Teo Martín Motorsport

Lap	D	Time	Sector 1	Sector 2	Sector 3	T. Spd	Elapsed	Lap	D	Time	Sector 1	Sector 2	Sector 3	T. Spd	Elapsed
1		15:17:18.219	15:15:51.497	44.446	42.276	165.3	15:17:18.219	1		15:16:11.505	15:14:53.374	38.689	39.442	204.5	15:16:11.505
2		1:57.215	37.804	40.147	39.264	190.4	15:19:15.434	2		1:48.765	34.518	37.019	37.228	274.8	15:18:00.270
3		1:52.454	35.792	38.177	38.485	231.7	15:21:07.888	3		1:48.837	34.423	37.335	37.079	276.9	15:19:49.107
4		1:50.688	35.275	37.747	37.666	258.9	15:22:58.576	4		1:48.515	34.548	36.779	37.188	277.6	15:21:37.622
5		1:50.013	34.896	37.524	37.593	272.0	15:24:48.589	5		1:54.419 P	34.369	36.780	43.270	276.9	15:23:32.041
6		2:14.515 P	39.392	41.172	53.951	205.7	15:27:03.104	6		3:03.218	1:45.966	38.430	38.822	202.6	15:26:35.259
7		3:58.087	2:41.399	38.645	38.043	186.2	15:31:01.191	7		1:47.717	34.259	36.606	36.852	276.9	15:28:22.976
8		1:50.514	35.133	37.707	37.674	259.6	15:32:51.705	8		1:47.484	34.222	36.473	36.789	276.2	15:30:10.460
9		1:49.688	34.697	37.382	37.609	274.8	15:34:41.393	9		1:55.915	34.264	37.120	44.531	276.2	15:32:06.375
10		1:49.536	34.825	37.213	37.498	275.5	15:36:30.929	10		1:47.359	34.123	36.510	36.726	276.9	15:33:53.734
11		1:49.150	34.719	37.090	37.341	275.5	15:38:20.079	11		1:47.277	34.069	36.469	36.739	276.9	15:35:41.011
12		1:58.556 P	34.846	37.291	46.419	276.2	15:40:18.635	12		1:55.783 P	34.134	37.151	44.498	276.9	15:37:36.794
13		4:24.428	3:04.892	40.829	38.707	119.7	15:44:43.063	13		5:35.466	4:20.878	37.141	37.447	214.7	15:43:12.260
14		1:49.986	34.847	37.445	37.694	273.4	15:46:33.049	14		1:48.962	35.070	36.726	37.166	275.5	15:45:01.222
15		1:49.253	34.669	37.119	37.465	274.8	15:48:22.302	15		1:48.095	34.300	36.654	37.141	276.2	15:46:49.317
16		1:49.434	34.709	37.123	37.602	274.8	15:50:11.736	16		1:48.239	34.266	36.802	37.171	276.2	15:48:37.556
17		1:56.014 P	34.692	37.162	44.160	276.2	15:52:07.750	17		1:47.971	34.214	36.735	37.022	276.9	15:50:25.527
18		3:51.726	2:32.852	39.198	39.676	154.5	15:55:59.476	18		1:54.637 P	34.729	36.916	42.992	277.6	15:52:20.164
19		1:52.996	35.018	38.736	39.242	274.8	15:57:52.472	19		9:45.496	8:30.011	37.529	37.956	152.1	16:02:05.660
20		1:52.404	35.184	38.410	38.810	273.4	15:59:44.876	20		1:48.729	34.541	37.063	37.125	273.4	16:03:54.389
21		1:52.110	35.126	38.501	38.483	272.7	16:01:36.986	21		1:48.366	34.360	36.724	37.282	275.5	16:05:42.755
22		1:52.065	35.220	38.156	38.689	273.4	16:03:29.051	22		1:48.145	34.380	36.828	36.937	275.5	16:07:30.900
23		1:53.595	35.988	38.582	39.025	273.4	16:05:22.646	23		1:53.673 P	34.467	36.627	42.579	275.5	16:09:24.573
24		1:53.433	36.005	38.556	38.872	257.1	16:07:16.079	24		2:58.517	1:44.456	37.025	37.036	215.5	16:12:23.090
25		1:52.838	35.181	38.566	39.091	274.1	16:09:08.917	25		1:48.553	34.399	37.081	37.073	277.6	16:14:11.643
26		1:52.155	35.220	38.031	38.904	273.4	16:11:01.072	26		1:55.436 P	34.357	36.753	44.326	276.9	16:16:07.079
27		1:52.325	35.290	38.175	38.860	273.4	16:12:53.397								
28		2:04.191 P	35.077	39.510	49.604	273.4	16:14:57.588								

63

1 Albert Costa

Lamborghini Huracan GT3 EVO

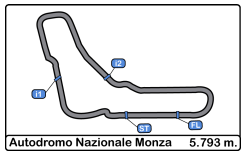
PRO

2 Giacomo Altoè

Emil Frey Racing

Lap	D	Time	Sector 1	Sector 2	Sector 3	T. Spd	Elapsed
1		15:16:25.564	15:15:04.068	39.545	41.951	210.1	15:16:25.564
2		1:49.220	34.708	36.914	37.598	275.5	15:18:14.784
3		1:48.996	34.640	37.121	37.235	276.9	15:20:03.780
4		1:49.208	34.379	36.777	38.052	276.9	15:21:52.988
5		1:48.096	34.317	36.768	37.011	276.2	15:23:41.084
6		1:48.360	34.432	36.761	37.167	276.2	15:25:29.444
7		1:57.722 P	34.672	36.890	46.160	276.9	15:27:27.166
8		7:53.972	6:39.014	37.577	37.381	210.9	15:35:21.138
9		1:51.176	34.373	36.562	40.241	276.2	15:37:12.314
10		1:47.497	34.247	36.520	36.730	277.6	15:38:59.811
11		1:47.306	34.009	36.404	36.893	281.2	15:40:47.117
12		1:57.739 P	38.411	37.299	42.029	264.7	15:42:44.856
13		10:35.920 P	9:16.300	36.990	42.630	211.3	15:53:20.776
14		2:59.847	1:44.799	37.549	37.499	212.5	15:56:20.623
15		1:49.442	35.194	37.005	37.243	277.6	15:58:10.065
16		1:48.240	34.508	36.715	37.017	276.9	15:59:58.305
17		1:48.262	34.489	36.750	37.023	275.5	16:01:46.567
18		1:48.223	34.369	36.855	36.999	276.2	16:03:34.790
19		1:48.289	34.475	36.709	37.105	276.9	16:05:23.079
20		1:48.195	34.339	36.806	37.050	279.0	16:07:11.274
21		1:48.333	34.528	36.723	37.082	276.2	16:08:59.607
22		1:48.378	34.541	36.808	37.029	277.6	16:10:47.985
23		1:48.130	34.414	36.741	36.975	276.2	16:12:36.115
24		1:48.099	34.345	36.753	37.001	276.9	16:14:24.214
25		2:04.170 P	37.825	37.985	48.360	278.3	16:16:28.384





Autodromo Nazionale Monza
International GT Open
Free Practice - 2
Lap Analysis



66

1 Frederik Schandorff
 Lamborghini Huracan GT3 EVO
 PROAM 2 Tuomas Tujula
 Vincenzo Sospiri Racing

96

1 Oliver Wilkinson
 Aston Martin GT3 AMR MY2019
 PRO 2 Darren Turner
 Optimum Motorsport

Lap D	Time	Sector 1	Sector 2	Sector 3	T. Spd	Elapsed
1	15:16:55.284	15:15:35.364	38.761	41.159	209.3	15:16:55.284
2	1:52.546	37.615	37.441	37.490	274.1	15:18:47.830
3	1:48.587	34.566	36.892	37.129	275.5	15:20:36.417
4	1:49.000	34.552	36.980	37.468	275.5	15:22:25.417
5	1:48.688	34.450	36.825	37.413	276.9	15:24:14.105
6	1:53.960 P	34.616	36.895	42.449	274.8	15:26:08.065
7	3:19.229	2:04.101	37.413	37.715	211.3	15:29:27.294
8	1:49.685	34.994	37.188	37.503	274.8	15:31:16.979
9	1:49.225	34.657	37.041	37.527	272.7	15:33:06.204
10	1:49.553	34.826	37.124	37.603	272.7	15:34:55.757
11	1:55.161 P	34.640	37.156	43.365	274.1	15:36:50.918
12	5:53.965	4:36.745	38.864	38.356	210.5	15:42:44.883
13	1:50.735	35.052	37.722	37.961	271.3	15:44:35.618
14	1:55.959 P	34.880	37.240	43.839	271.3	15:46:31.577
15	3:49.673	2:34.233	37.559	37.881	210.9	15:50:21.250
16	1:51.110	36.032	37.150	37.928	270.6	15:52:12.360
17	1:55.802 P	35.033	37.110	43.659	270.6	15:54:08.162
18	4:51.805 P	3:29.637	38.554	43.614	200.0	15:58:59.967
19	11:40.952	10:24.570	37.626	38.756	210.5	16:10:40.919
20	1:51.418	34.997	37.040	39.381	274.8	16:12:32.337
21	1:48.699	34.469	36.893	37.337	275.5	16:14:21.036
22	1:53.604 P	34.408	36.771	42.425	274.8	16:16:14.640

90

1 Christoph Lenz
 Lamborghini Huracan GT3 EVO
 PROAM 2 Alberto Di Folco
 Raton Racing by Target


Lap D	Time	Sector 1	Sector 2	Sector 3	T. Spd	Elapsed
1	15:16:38.175	15:15:22.993	37.553	37.629	209.7	15:16:38.175
2	1:49.231	34.905	37.124	37.202	271.3	15:18:27.406
3	1:48.586	34.660	36.857	37.069	272.0	15:20:15.992
4	1:51.467	36.026	37.313	38.128	272.7	15:22:07.459
5	1:59.714 P	34.695	39.266	45.753	272.0	15:24:07.173
6	4:55.449	3:32.688	37.627	45.134	206.1	15:29:02.622
7	1:48.718	34.547	36.653	37.518	273.4	15:30:51.340
8	1:49.270	34.737	37.097	37.436	273.4	15:32:40.610
9	1:48.510	34.654	36.806	37.050	273.4	15:34:29.120
10	1:48.369	34.519	36.636	37.214	273.4	15:36:17.489
11	1:48.386	34.613	36.663	37.110	273.4	15:38:05.875
12	1:55.702 P	34.433	36.739	44.530	274.8	15:40:01.577
13	4:26.618	3:12.367	36.877	37.374	213.4	15:44:28.195
14	1:49.390	34.465	36.781	38.144	274.1	15:46:17.585
15	1:50.725	34.745	38.161	37.819	270.6	15:48:08.310
16	1:55.082 P	34.485	36.835	43.762	272.7	15:50:03.392
17	4:34.914	3:17.812	38.445	38.657	210.1	15:54:38.306
18	1:51.647	35.012	37.921	38.714	270.6	15:56:29.953
19	1:51.700	35.467	37.872	38.361	273.4	15:58:21.653
20	1:52.000	35.493	37.911	38.596	265.3	16:00:13.653
21	1:53.060	35.351	37.811	39.898	272.0	16:02:06.713
22	1:52.865	35.763	38.395	38.707	257.7	16:03:59.578
23	1:50.915	34.950	37.495	38.470	272.7	16:05:50.493
24	1:55.051	35.014	40.494	39.543	271.3	16:07:45.544
25	1:54.176	35.563	38.733	39.880	270.6	16:09:39.720
26	1:53.097	35.154	38.711	39.232	272.7	16:11:32.817
27	1:51.307	35.022	37.849	38.436	272.0	16:13:24.124
28	2:06.082 P	37.382	39.572	49.128	199.2	16:15:30.206

99

1 António Coimbra
 Mercedes AMG GT3
 AM 2 Luis Silva
 Sports and You

Lap D	Time	Sector 1	Sector 2	Sector 3	T. Spd	Elapsed
1	15:19:57.084	15:18:31.823	42.197	43.064	171.1	15:19:57.084
2	1:57.363	36.558	39.689	41.116	255.3	15:21:54.447
3	1:53.934	35.223	39.281	39.430	272.0	15:23:48.381
4	1:53.594	35.491	39.209	38.894	254.1	15:25:41.975
5	1:51.497	35.071	38.160	38.266	270.6	15:27:33.472
6	1:51.568	35.376	38.063	38.129	271.3	15:29:25.040
7	2:01.583 P	35.642	38.041	47.900	238.9	15:31:26.623
8	8:16.195	6:57.518	39.429	39.248	153.8	15:39:42.818
9	1:50.985	34.835	37.851	38.299	273.4	15:41:33.803
10	1:51.190	34.908	38.167	38.115	274.1	15:43:24.993
11	1:51.699	35.215	37.953	38.531	269.3	15:45:16.692
12	2:02.339 P	36.273	38.695	47.371	275.5	15:47:19.031
13	6:42.908	5:24.451	38.601	39.856	198.8	15:54:01.939
14	1:52.084	35.038	38.454	38.592	267.9	15:55:54.023
15	1:50.089	34.636	37.669	37.784	274.8	15:57:44.112
16	2:50.706	1:31.770	40.085	38.851	274.8	16:00:34.818
17	2:02.720 P	35.116	39.224	48.380	250.0	16:02:37.538
18	6:35.144	5:17.289	38.477	39.378	178.2	16:09:12.682
19	1:59.130	35.116	37.542	46.472	268.6	16:11:11.812
20	1:51.077	35.011	37.702	38.364	272.7	16:13:02.889
21	2:19.116 P	40.915	44.985	53.216	195.6	16:15:22.005





Autodromo Nazionale Monza

International GT Open


Free Practice - 2

Best Sectors Results



Sector - 1				Sector - 2				Sector - 3				Ideal Lap vs Best Lap				
Clas	Nº	Driver	Time	Nº	Driver	Time	Nº	Driver	Time	Clas	Nº	Driver	Ideal Lap	Best Lap	Clas	
1	17	Rueda - Saravia	33.982	16	Hahn - Khodair	36.159	10	Ramos - Crestani	36.398	1	16	Hahn - Khodair	1:46.822	1:46.870	1	
2	63	Costa - Altoè	34.009	10	Ramos - Crestani	36.304	16	Hahn - Khodair	36.600	2	10	Ramos - Crestani	1:46.992	1:47.288	4	
3	16	Hahn - Khodair	34.063	17	Rueda - Saravia	36.374	6	Spinelli - Agostini	36.672	3	17	Rueda - Saravia	1:47.041	1:47.254	2	
4	59	Kodrić - Chaves	34.069	63	Costa - Altoè	36.404	17	Rueda - Saravia	36.685	4	63	Costa - Altoè	1:47.143	1:47.306	5	
5	14	Siedler - Grenier	34.183	6	Spinelli - Agostini	36.426	59	Kodrić - Chaves	36.726	5	59	Kodrić - Chaves	1:47.264	1:47.277	3	
6	21	Cameron - Griffin	34.249	96	Wilkinson - Turner	36.443	63	Costa - Altoè	36.730	6	6	Spinelli - Agostini	1:47.395	1:47.518	6	
7	96	Wilkinson - Turner	34.274	59	Kodrić - Chaves	36.469	96	Wilkinson - Turner	36.782	7	96	Wilkinson - Turner	1:47.499	1:47.815	9	
8	19	Liang - Giammaria	34.283	31	Abbelen - Preining	36.497	14	Siedler - Grenier	36.849	8	14	Siedler - Grenier	1:47.587	1:47.687	7	
9	20	Pierburg - Onslow-Cole	34.288	19	Liang - Giammaria	36.525	21	Cameron - Griffin	36.885	9	21	Cameron - Griffin	1:47.685	1:47.754	8	
10	10	Ramos - Crestani	34.290	21	Cameron - Griffin	36.551	20	Pierburg - Onslow-Cole	36.902	10	20	Pierburg - Onslow-Cole	1:47.797	1:47.995	10	
11	6	Spinelli - Agostini	34.297	14	Siedler - Grenier	36.555	25	Hrachowina - Konrad	36.925	11	19	Liang - Giammaria	1:47.824	1:48.144	12	
12	8	Giuseppe Cipriani	34.380	20	Pierburg - Onslow-Cole	36.607	19	Liang - Giammaria	37.016	12	31	Abbelen - Preining	1:48.044	1:48.089	11	
13	66	Schandorff - Tujula	34.408	90	Lenz - Di Folco	36.636	90	Lenz - Di Folco	37.050	13	90	Lenz - Di Folco	1:48.119	1:48.369	14	
14	31	Abbelen - Preining	34.409	66	Schandorff - Tujula	36.771	66	Schandorff - Tujula	37.129	14	25	Hrachowina - Konrad	1:48.229	1:48.336	13	
15	90	Lenz - Di Folco	34.433	25	Hrachowina - Konrad	36.808	31	Abbelen - Preining	37.138	15	66	Schandorff - Tujula	1:48.308	1:48.587	16	
16	25	Hrachowina - Konrad	34.496	8	Giuseppe Cipriani	36.831	8	Giuseppe Cipriani	37.174	16	8	Giuseppe Cipriani	1:48.385	1:48.416	15	
17	12	Leo - Razak	34.508	12	Leo - Razak	36.979	12	Leo - Razak	37.293	17	12	Leo - Razak	1:48.780	1:48.864	17	
18	99	Coimbra - Silva	34.636	51	Piovanetti - Negri	37.090	51	Piovanetti - Negri	37.341	18	51	Piovanetti - Negri	1:49.100	1:49.150	18	
19	51	Piovanetti - Negri	34.669	99	Coimbra - Silva	37.542	99	Coimbra - Silva	37.784	19	99	Coimbra - Silva	1:49.962	1:50.089	19	






Autodromo Nazionale Monza
International GT Open
Free Practice - 2
Best 5 Lap Times



Cl	N°	Entrant/Team	Nat	Driver 1	Nat	Status	Driver 2	Nat	Status	Vehicle	Cat	Cl	Best 1		Best 2		Best 3		Best 4		Best 5	
													Time	Lap	Time	Lap	Time	Lap	Time	Lap	Time	Lap
1	16	Teo Martín Motorsport	ESP	Marcelo Hahn	BRA		Allam Khodair	BRA		McLaren 720 s	PROAM	1	1:46.870	13	1:47.128	11	1:47.678	4	1:47.719	5	1:48.069	3
2	17	Teo Martín Motorsport	ESP	Fran Rueda	ESP		Andrés Saravia	ITA		McLaren 720 s	PRO	1	1:47.254	8	1:47.283	12	1:47.398	6	1:47.464	14	1:47.485	13
3	59	Teo Martín Motorsport	ESP	Martin Kodrić	HRV		Henrique Chaves	PRT		McLaren 720 s	PRO	2	1:47.277	11	1:47.359	10	1:47.484	8	1:47.717	7	1:47.971	17
4	10	SPS Automotive Performance	DEU	Miguel Ramos	PRT		Fabrizio Crestani	ITA		Mercedes AMG GT3	PRO	3	1:47.288	26	1:47.599	25	1:47.697	24	1:47.986	20	1:48.090	15
5	63	Emil Frey Racing	CHE	Albert Costa	ESP		Giacomo Altoè	ITA		Lamborghini Huracan GT3 EVO	PRO	4	1:47.306	11	1:47.497	10	1:48.096	5	1:48.099	24	1:48.130	23
6	6	Antonelli MotorSport	ITA	Loris Spinelli	ITA		Riccardo Agostini	ITA		Mercedes AMG GT3	PRO	5	1:47.518	19	1:47.610	17	1:47.694	16	1:47.906	15	1:48.059	12
7	14	Emil Frey Racing	CHE	Norbert Siedler	AUT		Mikaël Grenier	CAN		Lamborghini Huracan GT3 EVO	PRO	6	1:47.687	12	1:47.782	21	1:47.990	20	1:48.071	18	1:48.099	17
8	21	Spirit of Race	ITA	Duncan Cameron	GBR		Matt Griffin	IRE		Ferrari 488 GT3	PROAM	2	1:47.754	23	1:47.817	25	1:47.961	24	1:48.089	27	1:48.816	21
9	96	Optimum Motorsport	GBR	Oliver Wilkinson	GBR		Darren Turner	GBR		Aston Martin GT3 AMR MY2019	PRO	7	1:47.815	8	1:47.817	20	1:47.851	28	1:47.918	26	1:47.945	19
10	20	SPS Automotive Performance	DEU	Valentin Pierburg	DEU		Tom Onslow-Cole	GBR		Mercedes AMG GT3	PROAM	3	1:47.995	21	1:48.007	16	1:48.141	17	1:48.170	18	1:48.931	24
11	31	Frikadelli Racing	DEU	Klaus Abbelen	DEU		Thomas Preining	AUT		Porsche GT3 R	PROAM	4	1:48.089	10	1:48.175	9	1:48.642	8	1:48.704	7	1:48.766	14
12	19	Raton Racing by Target	ITA	Jiatong Liang	CHN		Raffaele Giammaria	ITA		Lamborghini Huracan GT3 EVO	PROAM	5	1:48.144	17	1:48.174	16	1:48.240	12	1:48.264	13	1:48.788	8
13	25	HTP Motorsport	DEU	Alexander Hrachowina	AUT		Martin Konrad	AUT		Mercedes AMG GT3	AM	1	1:48.336	11	1:48.362	10	1:48.575	9	1:48.629	12	1:48.698	5
14	90	Raton Racing by Target	ITA	Christoph Lenz	CHE		Alberto Di Folco	ITA		Lamborghini Huracan GT3 EVO	PROAM	6	1:48.369	10	1:48.386	11	1:48.510	9	1:48.586	3	1:48.718	7
15	8	Antonelli MotorSport	ITA	Giuseppe Cipriani	ITA					Mercedes AMG GT3	AM	2	1:48.416	11	1:48.545	10	1:48.587	5	1:48.813	6	1:49.022	4
16	66	Vincenzo Sospiri Racing	ITA	Frederik Schandorff	DNK		Tuomas Tujula	FIN		Lamborghini Huracan GT3 EVO	PROAM	7	1:48.587	3	1:48.688	5	1:48.699	21	1:49.000	4	1:49.225	9
17	12	Ombra Racing	ITA	Federico Leo	ITA		Najiy Razak	MYS		Lamborghini Huracan GT3 EVO	PRO	8	1:48.864	12	1:48.923	24	1:49.033	18	1:49.130	25	1:49.204	8
18	51	Spirit of Race	ITA	Francesco Piovanetti	USA		Oswaldo Negri	BRA		Ferrari 488 GT3	AM	3	1:49.150	11	1:49.253	15	1:49.434	16	1:49.536	10	1:49.688	9
19	99	Sports and You	PRT	António Coimbra	PRT		Luis Silva	BRA		Mercedes AMG GT3	AM	4	1:50.089	15	1:50.985	9	1:51.077	20	1:51.190	10	1:51.497	5





Autodromo Nazionale Monza

International GT Open


Free Practice - 2

Best 5 Top Speeds



Cl	N°	Entrant/Team	Nat	Driver 1	Nat	Driver 2	Nat	Vehicle	Cat	Cl	Top 1		Top 2		Top 3		Top 4		Top 5		
											Km/h	Lap	Km/h	Lap	Km/h	Lap	Km/h	Lap	Km/h	Lap	Km/h
1	14	Emil Frey Racing	CH	Norbert Siedler	CH	Mikaël Grenier	CA	Lamborghini Huracan GT3 EVO	PRO	1	281.2	14	280.5	11	280.5	13	279.7	12	279.0	7	280.2
2	63	Emil Frey Racing	CH	Albert Costa	ES	Giacomo Altoè	IT	Lamborghini Huracan GT3 EVO	PRO	2	281.2	11	279.0	20	278.3	25	277.6	10	277.6	15	278.7
3	17	Teo Martín Motorsport	ES	Fran Rueda	ES	Andrés Saravia	GT	McLaren 720 s	PRO	3	280.5	22	279.7	7	279.7	24	279.0	3	279.0	4	279.6
4	16	Teo Martín Motorsport	ES	Marcelo Hahn	BR	Allam Khodair	BR	McLaren 720 s	PROAM	1	279.7	12	279.0	13	278.3	11	278.3	14	277.6	17	278.6
5	8	Antonelli MotorSport	IT	Giuseppe Cipriani	IT			Mercedes AMG GT3	AM	1	278.3	10	277.6	9	277.6	11	277.6	15	276.9	12	277.6
6	10	SPS Automotive Performance	DE	Miguel Ramos	PT	Fabrizio Crestani	IT	Mercedes AMG GT3	PRO	4	277.6	4	277.6	5	277.6	6	277.6	14	277.6	15	277.6
7	12	Ombra Racing	IT	Federico Leo	IT	Najjy Razak	MY	Lamborghini Huracan GT3 EVO	PRO	5	277.6	5	276.2	6	276.2	11	276.2	12	276.2	13	276.4
8	21	Spirit of Race	IT	Duncan Cameron	GB	Matt Griffin	IR	Ferrari 488 GT3	PROAM	2	277.6	7	277.6	27	276.9	23	276.9	24	276.9	26	277.2
9	59	Teo Martín Motorsport	ES	Martin Kodrić	HR	Henrique Chaves	PT	McLaren 720 s	PRO	6	277.6	4	277.6	18	277.6	25	276.9	3	276.9	5	277.3
10	96	Optimum Motorsport	GB	Oliver Wilkinson	GB	Darren Turner	GB	Aston Martin GT3 AMR MY2019	PRO	7	277.6	17	276.9	12	276.9	13	276.9	22	276.9	23	277.0
11	6	Antonelli MotorSport	IT	Loris Spinelli	IT	Riccardo Agostini	IT	Mercedes AMG GT3	PRO	8	276.9	7	276.2	17	276.2	25	275.5	6	275.5	8	276.0
12	19	Raton Racing by Target	IT	Jiatong Liang	CH	Raffaele Giammaria	IT	Lamborghini Huracan GT3 EVO	PROAM	3	276.9	14	276.9	22	276.2	5	276.2	12	276.2	13	276.4
13	20	SPS Automotive Performance	DE	Valentin Pierburg	DE	Tom Onslow-Cole	GB	Mercedes AMG GT3	PROAM	4	276.9	16	276.2	14	276.2	17	275.5	5	275.5	6	276.0
14	25	HTP Motorsport	DE	Alexander Hrachowina	AU	Martin Konrad	AU	Mercedes AMG GT3	AM	2	276.9	4	275.5	3	275.5	5	274.8	10	274.8	12	275.5
15	66	Vincenzo Sospiri Racing	IT	Frederik Schandorff	DK	Tuomas Tujula	FI	Lamborghini Huracan GT3 EVO	PROAM	5	276.9	5	275.5	3	275.5	4	275.5	21	274.8	6	275.6
16	51	Spirit of Race	IT	Francesco Piovanetti	US	Oswaldo Negri	BR	Ferrari 488 GT3	AM	3	276.2	12	276.2	17	275.5	10	275.5	11	274.8	9	275.6
17	99	Sports and You	PT	António Coimbra	PT	Luis Silva	PT	Mercedes AMG GT3	AM	4	275.5	12	274.8	15	274.8	16	274.1	10	273.4	9	274.5
18	90	Raton Racing by Target	IT	Christoph Lenz	CH	Alberto Di Folco	IT	Lamborghini Huracan GT3 EVO	PROAM	6	274.8	12	274.1	14	273.4	7	273.4	8	273.4	9	273.8
19	31	Frikadelli Racing	DE	Klaus Abbelen	DE	Thomas Preining	AU	Porsche GT3 R	PROAM	7	272.7	11	271.3	17	270.6	2	270.6	3	270.6	10	271.2






Autodromo Nazionale Monza
International GT Open
Free Practice - 2
Fastest Laps Sequence



Autodromo Nazionale Monza 5.793 m.

Lap	Time of Day	Session Time	Nº	Entrant/Team	Nat	Driver 1	Nat	Driver 2	Nat	Vehicle	Cat	Time	Km/h
2	15:16:48.445	3:48.445	20	SPS Automotive Performance		Valentin Pierburg		Tom Onslow-Cole		Mercedes AMG GT3	PROAM	1:50.518	188.7
2	15:16:53.189	3:53.189	17	Teo Martín Motorsport		Fran Rueda		Andrés Saravia		McLaren 720 s	PRO	1:49.316	190.7
2	15:17:12.168	4:12.168	16	Teo Martín Motorsport		Marcelo Hahn		Allam Khodair		McLaren 720 s	PROAM	1:48.926	191.4
2	15:17:38.288	4:38.288	14	Emil Frey Racing		Norbert Siedler		Mikaël Grenier		Lamborghini Huracan GT3 EVO	PRO	1:48.830	191.6
2	15:18:00.270	5:00.270	59	Teo Martín Motorsport		Martin Kodrić		Henrique Chaves		McLaren 720 s	PRO	1:48.765	191.7
3	15:19:00.237	6:00.237	16	Teo Martín Motorsport		Marcelo Hahn		Allam Khodair		McLaren 720 s	PROAM	1:48.069	192.9
4	15:20:47.915	7:47.915	16	Teo Martín Motorsport		Marcelo Hahn		Allam Khodair		McLaren 720 s	PROAM	1:47.678	193.6
6	15:25:11.790	12:11.790	17	Teo Martín Motorsport		Fran Rueda		Andrés Saravia		McLaren 720 s	PRO	1:47.398	194.1
8	15:28:48.838	15:48.838	17	Teo Martín Motorsport		Fran Rueda		Andrés Saravia		McLaren 720 s	PRO	1:47.254	194.4
11	15:55:12.316	42:12.316	16	Teo Martín Motorsport		Marcelo Hahn		Allam Khodair		McLaren 720 s	PROAM	1:47.128	194.6
13	15:58:48.528	45:48.528	16	Teo Martín Motorsport		Marcelo Hahn		Allam Khodair		McLaren 720 s	PROAM	1:46.870	195.1





Autodromo Nazionale Monza
International GT Open
Free Practice - 2
Event Best Maximum Speed



Nº	Entrant/Team	Nat	Driver 1	Nat	Driver 2	Nat	Vehicle	Cat	Km/h	Session
63	Emil Frey Racing		Albert Costa		Giacomo Altoè		Lamborghini Huracan GT3 EVO	PRO	281.2	Free Practice - 2
14	Emil Frey Racing		Norbert Siedler		Mikaël Grenier		Lamborghini Huracan GT3 EVO	PRO	281.2	Free Practice - 2
17	Teo Martín Motorsport		Fran Rueda		Andrés Saravia		McLaren 720 s	PRO	280.5	Free Practice - 2
16	Teo Martín Motorsport		Marcelo Hahn		Allam Khodair		McLaren 720 s	PROAM	279.7	Free Practice - 2
8	Antonelli MotorSport		Giuseppe Cipriani				Mercedes AMG GT3	AM	279.0	Free Practice - 1
10	SPS Automotive Performance		Miguel Ramos		Fabrizio Crestani		Mercedes AMG GT3	PRO	278.3	Free Practice - 1
59	Teo Martín Motorsport		Martin Kodrić		Henrique Chaves		McLaren 720 s	PRO	277.6	Free Practice - 1
96	Optimum Motorsport		Oliver Wilkinson		Darren Turner		Aston Martin GT3 AMR MY2019	PRO	277.6	Free Practice - 1
12	Ombra Racing		Federico Leo		Najiy Razak		Lamborghini Huracan GT3 EVO	PRO	277.6	Free Practice - 2
21	Spirit of Race		Duncan Cameron		Matt Griffin		Ferrari 488 GT3	PROAM	277.6	Free Practice - 2
20	SPS Automotive Performance		Valentin Pierburg		Tom Onslow-Cole		Mercedes AMG GT3	PROAM	276.9	Free Practice - 1
25	HTP Motorsport		Alexander Hrachowina		Martin Konrad		Mercedes AMG GT3	AM	276.9	Free Practice - 2
66	Vincenzo Sospiri Racing		Frederik Schandorff		Tuomas Tujula		Lamborghini Huracan GT3 EVO	PROAM	276.9	Free Practice - 2
6	Antonelli MotorSport		Loris Spinelli		Riccardo Agostini		Mercedes AMG GT3	PRO	276.9	Free Practice - 2
19	Raton Racing by Target		Jiatong Liang		Raffaele Giammaria		Lamborghini Huracan GT3 EVO	PROAM	276.9	Free Practice - 2
51	Spirit of Race		Francesco Piovanetti		Oswaldo Negri		Ferrari 488 GT3	AM	276.2	Free Practice - 2
90	Raton Racing by Target		Christoph Lenz		Alberto Di Folco		Lamborghini Huracan GT3 EVO	PROAM	275.5	Free Practice - 1
99	Sports and You		António Coimbra		Luis Silva		Mercedes AMG GT3	AM	275.5	Free Practice - 1
31	Frikadelli Racing		Klaus Abbelen		Thomas Preining		Porsche GT3 R	PROAM	273.4	Free Practice - 1
27	Lazarus Racing		Eliseo Martínez		Andrzej Lewandowski		Lamborghini Huracan GT3 EVO	AM	270.6	Free Practice - 1





Autodromo Nazionale Monza
International GT Open
Free Practice - 2
Pit Stop Analysis



6 Loris Spinelli PRO Antonelli MotorSport
 Riccardo Agostini Mercedes AMG GT3

Nr.	In Day Time	In Time	Out Time	Pit Time	T. Pit Time	Handicap	Penalty
1	15:17:51.782	15:17:51.782	15:18:36.764	44.982	44.982		
2	15:24:02.642	15:24:02.642	15:25:19.822	1:17.180	2:02.162		
3	15:32:33.928	15:32:33.928	15:35:10.224	2:36.296	4:38.458		
4	15:44:11.775	15:44:11.775	15:45:56.218	1:44.443	6:22.901		
5	15:58:33.550	15:58:33.550	16:04:07.031	5:33.481	11:56.382		

8 Giuseppe Cipriani AM Antonelli MotorSport
 Mercedes AMG GT3

Nr.	In Day Time	In Time	Out Time	Pit Time	T. Pit Time	Handicap	Penalty
1	15:16:32.292	15:16:32.292	15:17:17.706	45.414	45.414		
2	15:28:19.252	15:28:19.252	15:33:08.823	4:49.571	5:34.985		
3	15:44:08.038	15:44:08.038	15:48:16.562	4:08.524	9:43.509		
4	15:53:46.014	15:53:46.014	15:56:43.746	2:57.732	12:41.241		

10 Miguel Ramos PRO SPS Automotive Performance
 Fabrizio Crestani Mercedes AMG GT3

Nr.	In Day Time	In Time	Out Time	Pit Time	T. Pit Time	Handicap	Penalty
1	15:26:13.830	15:26:13.830	15:28:40.549	2:26.719	2:26.719		
2	15:32:22.713	15:32:22.713	15:35:16.743	2:54.030	5:20.749		
3	15:49:53.337	15:49:53.337	15:52:00.390	2:07.053	7:27.802		
4	16:01:02.391	16:01:02.391	16:03:29.396	2:27.005	9:54.807		

12 Federico Leo PRO Ombra Racing
 Najiy Razak Lamborghini Huracan GT3 EVO

Nr.	In Day Time	In Time	Out Time	Pit Time	T. Pit Time	Handicap	Penalty
1	15:19:59.754	15:19:59.754	15:23:16.082	3:16.328	3:16.328		
2	15:34:24.123	15:34:24.123	15:36:10.149	1:46.026	5:02.354		
3	15:43:32.375	15:43:32.375	15:45:15.461	1:43.086	6:45.440		
4	15:59:57.365	15:59:57.365	16:03:38.392	3:41.027	10:26.467		
5	16:05:30.749	16:05:30.749	16:06:45.473	1:14.724	11:41.191		

14 Norbert Siedler PRO Emil Frey Racing
 Mikaël Grenier Lamborghini Huracan GT3 EVO

Nr.	In Day Time	In Time	Out Time	Pit Time	T. Pit Time	Handicap	Penalty
1	15:28:38.080	15:28:38.080	15:37:05.941	8:27.861	8:27.861		
2	15:48:12.205	15:48:12.205	15:51:33.073	3:20.868	11:48.729		
3	16:07:57.955	16:07:57.955	16:09:13.363	1:15.408	13:04.137		

16 Marcelo Hahn PROAM Teo Martín Motorsport
 Allam Khodair McLaren 720 s

Nr.	In Day Time	In Time	Out Time	Pit Time	T. Pit Time	Handicap	Penalty
1	15:24:24.809	15:24:24.809	15:29:29.717	5:04.908	5:04.908		
2	15:33:10.629	15:33:10.629	15:49:46.846	16:36.217	21:41.125		
3	16:00:38.616	16:00:38.616	16:03:06.408	2:27.792	24:08.917		

17 Fran Rueda PRO Teo Martín Motorsport
 Andrés Saravia McLaren 720 s

Nr.	In Day Time	In Time	Out Time	Pit Time	T. Pit Time	Handicap	Penalty
1	15:20:33.275	15:20:33.275	15:21:27.708	54.433	54.433		
2	15:30:36.960	15:30:36.960	15:32:33.283	1:56.323	2:50.756		
3	15:47:16.414	15:47:16.414	15:49:48.256	2:31.842	5:22.598		

19 Jiatong Liang PROAM Raton Racing by Target
 Raffaele Giammaria Lamborghini Huracan GT3 EVO

Nr.	In Day Time	In Time	Out Time	Pit Time	T. Pit Time	Handicap	Penalty
1	15:23:15.978	15:23:15.978	15:26:06.378	2:50.400	2:50.400		
2	15:33:25.562	15:33:25.562	15:36:28.982	3:03.420	5:53.820		
3	15:45:32.504	15:45:32.504	15:48:14.325	2:41.821	8:35.641		
4	15:55:28.940	15:55:28.940	15:58:36.464	3:07.524	11:43.165		

20 Valentin Pierburg PROAM SPS Automotive Performance
 Tom Onslow-Cole Mercedes AMG GT3

Nr.	In Day Time	In Time	Out Time	Pit Time	T. Pit Time	Handicap	Penalty
1	15:29:36.271	15:29:36.271	15:31:18.113	1:41.842	1:41.842		
2	15:40:26.361	15:40:26.361	15:41:58.746	1:32.385	3:14.227		
3	15:51:04.228	15:51:04.228	15:52:35.981	1:31.753	4:45.980		
4	15:58:06.876	15:58:06.876	16:00:44.596	2:37.720	7:23.700		
5	16:08:20.597	16:08:20.597	16:09:50.336	1:29.739	8:53.439		

21 Duncan Cameron PROAM Spirit of Race
 Matt Griffin Ferrari 488 GT3

Nr.	In Day Time	In Time	Out Time	Pit Time	T. Pit Time	Handicap	Penalty
1	15:30:45.658	15:30:45.658	15:34:03.854	3:18.196	3:18.196		
2	15:46:59.872	15:46:59.872	15:49:12.831	2:12.959	5:31.155		
3	15:56:43.082	15:56:43.082	15:58:18.887	1:35.805	7:06.960		

25 Alexander Hrachowina AM HTP Motorsport
 Martin Konrad Mercedes AMG GT3

Nr.	In Day Time	In Time	Out Time	Pit Time	T. Pit Time	Handicap	Penalty
1	15:25:58.650	15:25:58.650	15:30:42.642	4:43.992	4:43.992		
2	15:43:27.931	15:43:27.931	15:49:51.069	6:23.138	11:07.130		

31 Klaus Abbelen PROAM Frikadelli Racing
 Thomas Preining Porsche GT3 R

Nr.	In Day Time	In Time	Out Time	Pit Time	T. Pit Time	Handicap	Penalty
1	15:21:43.411	15:21:43.411	15:28:09.364	6:25.953	6:25.953		
2	15:40:51.915	15:40:51.915	15:44:13.140	3:21.225	9:47.178		
3	15:51:29.169	15:51:29.169	15:58:44.916	7:15.747	17:02.925		

51 Francesco Piovanetti AM Spirit of Race
 Oswaldo Negri Ferrari 488 GT3

Nr.	In Day Time	In Time	Out Time	Pit Time	T. Pit Time	Handicap	Penalty
1	15:26:57.854	15:26:57.854	15:29:08.425	2:10.571	2:10.571		
2	15:40:13.412	15:40:13.412	15:42:44.192	2:30.780	4:41.351		
3	15:52:02.509	15:52:02.509	15:54:01.103	1:58.594	6:39.945		

59 Martin Kodrić PRO Teo Martín Motorsport
 Henrique Chaves McLaren 720 s

Nr.	In Day Time	In Time	Out Time	Pit Time	T. Pit Time	Handicap	Penalty
1	15:23:26.800	15:23:26.800	15:24:41.991	1:15.191	1:15.191		
2	15:37:31.519	15:37:31.519	15:41:22.996	3:51.477	5:06.668		
3	15:52:14.912	15:52:14.912	16:00:13.747	7:58.835	13:05.503		
4	16:09:19.339	16:09:19.339	16:10:34.335	1:14.996	14:20.499		

63 Albert Costa PRO Emil Frey Racing
 Giacomo Altoè Lamborghini Huracan GT3 EVO

Nr.	In Day Time	In Time	Out Time	Pit Time	T. Pit Time	Handicap	Penalty
1	15:27:21.914	15:27:21.914	15:33:30.918	6:09.004	6:09.004		
2	15:42:39.643	15:42:39.643	15:51:26.197	8:46.554	14:55.558		





Autodromo Nazionale Monza
International GT Open
Free Practice - 2
Pit Stop Analysis



3 15:53:15.506 15:53:15.506 15:54:30.946 1:15.440 16:10.998

66 Frederik Schandorff PROAM Vincenzo Sospiri Racing
 Tuomas Tujala Lamborghini Huracan GT3 EVO

Nr.	In Day Time	In Time	Out Time	Pit Time	T. Pit Time	Handicap	Penalty
1	15:26:02.777	15:26:02.777	15:27:37.011	1:34.234	1:34.234		
2	15:36:45.562	15:36:45.562	15:40:52.455	4:06.893	5:41.127		
3	15:46:26.217	15:46:26.217	15:48:31.062	2:04.845	7:45.972		
4	15:54:02.851	15:54:02.851	15:57:00.205	2:57.354	10:43.326		
5	15:58:54.710	15:58:54.710	16:08:49.814	9:55.104	20:38.430		

90 Christoph Lenz PROAM Raton Racing by Target
 Alberto Di Folco Lamborghini Huracan GT3 EVO

Nr.	In Day Time	In Time	Out Time	Pit Time	T. Pit Time	Handicap	Penalty
1	15:24:01.948	15:24:01.948	15:27:01.544	2:59.596	2:59.596		
2	15:39:56.345	15:39:56.345	15:42:38.924	2:42.579	5:42.175		
3	15:49:58.153	15:49:58.153	15:52:46.077	2:47.924	8:30.099		

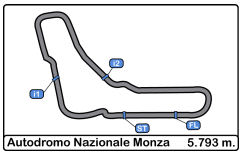
96 Oliver Wilkinson PRO Optimum Motorsport
 Darren Turner Aston Martin GT3 AMR MY2019

Nr.	In Day Time	In Time	Out Time	Pit Time	T. Pit Time	Handicap	Penalty
1	15:15:21.271	15:15:21.271	15:16:06.008	44.737	44.737		
2	15:20:07.184	15:20:07.184	15:23:17.860	3:10.676	3:55.413		
3	15:34:11.290	15:34:11.290	15:35:37.232	1:25.942	5:21.355		
4	15:37:28.708	15:37:28.708	15:38:49.248	1:20.540	6:41.895		
5	15:51:31.126	15:51:31.126	15:52:48.856	1:17.730	7:59.625		
6	16:05:37.157	16:05:37.157	16:06:54.647	1:17.490	9:17.115		

99 António Coimbra AM Sports and You
 Luis Silva Mercedes AMG GT3

Nr.	In Day Time	In Time	Out Time	Pit Time	T. Pit Time	Handicap	Penalty
1	15:31:21.270	15:31:21.270	15:37:44.519	6:23.249	6:23.249		
2	15:47:13.558	15:47:13.558	15:52:05.021	4:51.463	11:14.712		
3	16:02:32.158	16:02:32.158	16:07:15.739	4:43.581	15:58.293		

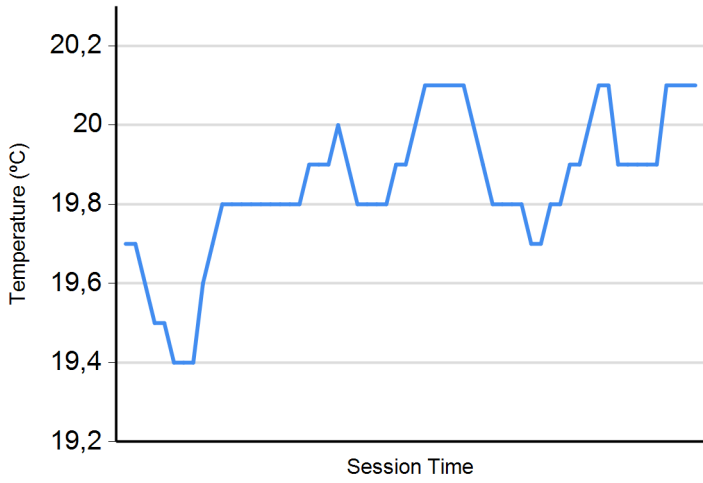




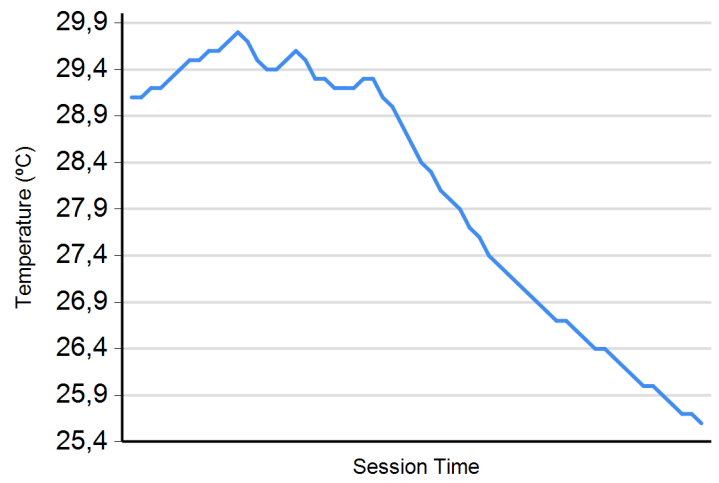
Autodromo Nazionale Monza
International GT Open
Free Practice - 2
Weather Report



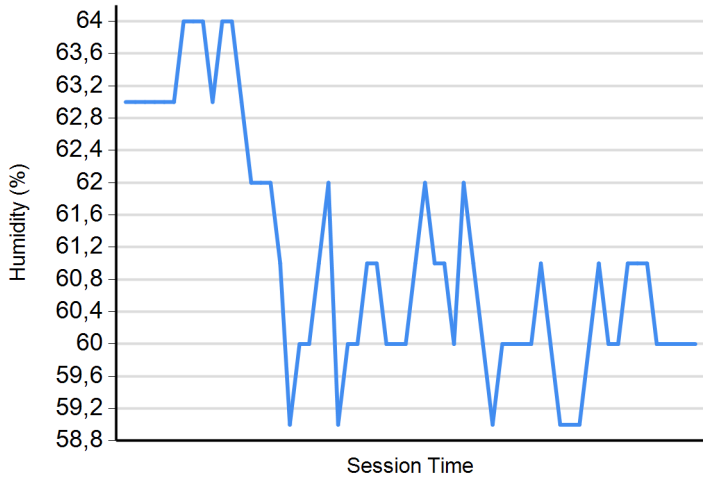
Air Temperature



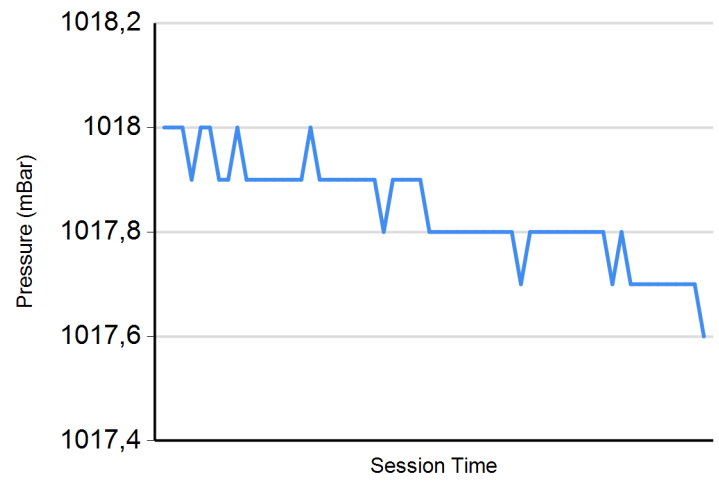
Track Temperature



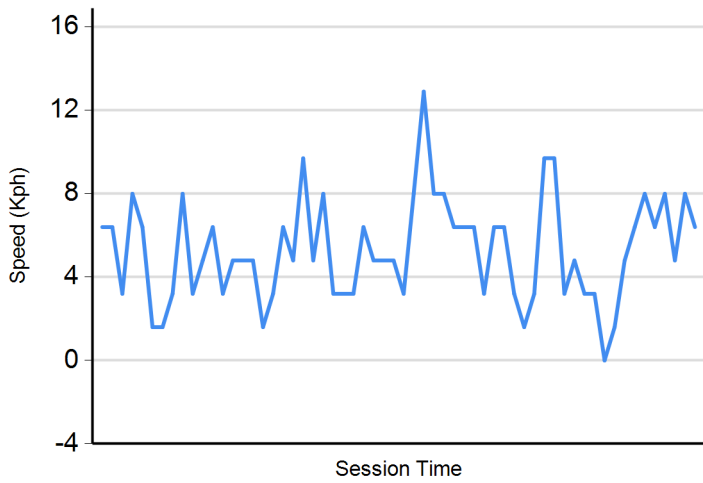
Humidity



Pressure

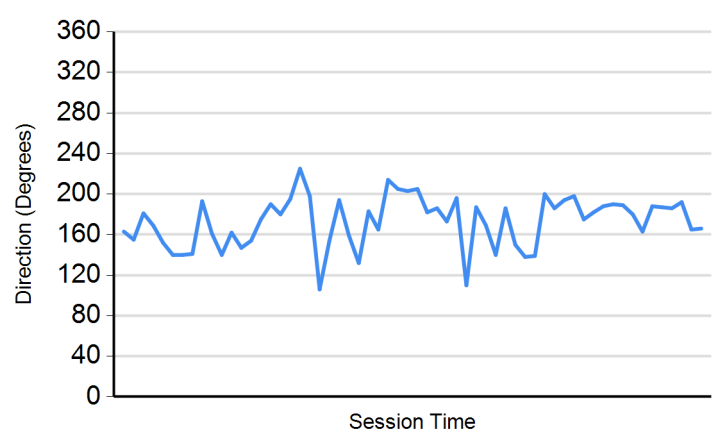



Wind Speed



Wind direction

North = 0°/360° Est = 90° South = 180° West = 270°





Autodromo Nazionale Monza
International GT Open
Free Practice 1 - 2
Combined Results



Cls	Nº	Entrant/Team	Nat	Driver 1	Nat	Driver 2	Nat	Vehicle	Cat	Cls	Laps	Free Practice - 1	Free Practice - 2	Best	Gap	Interval	Km/h		
1	16	Teo Martín Motorsport	ESP	Marcelo Hahn	BRA	Allam Khodair	BRA	McLaren 720 s	PROAM	1	44	1:48.392	6	1:46.870	13	1:46.870		195.1	
2	17	Teo Martín Motorsport	ESP	Fran Rueda	ESP	Andrés Saravia	GTU	McLaren 720 s	PRO	1	57	1:47.486	11	1:47.254	8	1:47.254	0.384	0.384	194.4
3	59	Teo Martín Motorsport	ESP	Martin Kodrić	HRV	Henrique Chaves	PRT	McLaren 720 s	PRO	2	50	1:48.402	23	1:47.277	11	1:47.277	0.407	0.023	194.4
4	10	SPS Automotive Performance	DEU	Miguel Ramos	PRT	Fabrizio Crestani	ITA	Mercedes AMG GT3	PRO	3	55	1:47.429	17	1:47.288	26	1:47.288	0.418	0.011	194.3
5	63	Emil Frey Racing	CHE	Albert Costa	ESP	Giacomo Altoè	ITA	Lamborghini Huracan GT3 EVO	PRO	4	51	1:47.295	17	1:47.306	11	1:47.295	0.425	0.007	194.3
6	6	Antonelli MotorSport	ITA	Loris Spinelli	ITA	Riccardo Agostini	ITA	Mercedes AMG GT3	PRO	5	53	1:47.802	11	1:47.518	19	1:47.518	0.648	0.223	193.9
7	31	Frikadelli Racing	DEU	Klaus Abbelen	DEU	Thomas Preining	AUT	Porsche GT3 R	PROAM	2	51	1:47.527	2	1:48.089	10	1:47.527	0.657	0.009	193.9
8	14	Emil Frey Racing	CHE	Norbert Siedler	AUT	Mikaël Grenier	CAN	Lamborghini Huracan GT3 EVO	PRO	6	54	1:47.704	8	1:47.687	12	1:47.687	0.817	0.160	193.6
9	21	Spirit of Race	ITA	Duncan Cameron	GBR	Matt Griffin	IRL	Ferrari 488 GT3	PROAM	3	55	1:47.949	14	1:47.754	23	1:47.754	0.884	0.067	193.5
10	20	SPS Automotive Performance	DEU	Valentin Pierburg	DEU	Tom Onslow-Cole	GBR	Mercedes AMG GT3	PROAM	4	56	1:47.790	15	1:47.995	21	1:47.790	0.920	0.036	193.4
11	25	HTP Motorsport	DEU	Alexander Hrachowina	AUT	Martin Konrad	AUT	Mercedes AMG GT3	AM	1	53	1:47.791	25	1:48.336	11	1:47.791	0.921	0.001	193.4
12	96	Optimum Motorsport	GBR	Oliver Wilkinson	GBR	Darren Turner	GBR	Aston Martin GT3 AMR MY2019	PRO	7	57	1:47.812	12	1:47.815	8	1:47.812	0.942	0.021	193.4
13	66	Vincenzo Sospiri Racing	ITA	Frederik Schandorff	DNK	Tuomas Tujula	FIN	Lamborghini Huracan GT3 EVO	PROAM	5	49	1:48.077	23	1:48.587	3	1:48.077	1.207	0.265	192.9
14	19	Raton Racing by Target	ITA	Jiatong Liang	CHN	Raffaele Giammaria	ITA	Lamborghini Huracan GT3 EVO	PROAM	6	53	1:48.545	18	1:48.144	17	1:48.144	1.274	0.067	192.8
15	90	Raton Racing by Target	ITA	Christoph Lenz	CHE	Alberto Di Folco	ITA	Lamborghini Huracan GT3 EVO	PROAM	7	54	1:48.500	19	1:48.369	10	1:48.369	1.499	0.225	192.4
16	8	Antonelli MotorSport	ITA	Giuseppe Cipriani	ITA			Mercedes AMG GT3	AM	2	46	1:48.769	12	1:48.416	11	1:48.416	1.546	0.047	192.3
17	51	Spirit of Race	ITA	Francesco Piovanetti	USA	Oswaldo Negri	BRA	Ferrari 488 GT3	AM	3	55	1:48.760	6	1:49.150	11	1:48.760	1.890	0.344	191.7
18	12	Ombra Racing	ITA	Federico Leo	ITA	Najiy Razak	MYS	Lamborghini Huracan GT3 EVO	PRO	8	54	1:48.958	9	1:48.864	12	1:48.864	1.994	0.104	191.5
19	99	Sports and You	PRT	António Coimbra	PRT	Luis Silva	PRT	Mercedes AMG GT3	AM	4	46	1:48.895	20	1:50.089	15	1:48.895	2.025	0.031	191.5
20	27	Lazarus Racing	ITA	Eliseo Martínez	ARG	Andrzej Lewandowski	ESP	Lamborghini Huracan GT3 EVO	AM	5	23	1:49.702	22			1:49.702	2.832	0.807	190.1

CAR 19 TIME 2:17.566 DELETED TRACK LIMITS AT T 4

CAR 10 TIME 1:54.00 DELETED TRACK LIMITS AT T 4

CAR 19 TIME 1:56.454 DELETED TRACK LIMITS AT T 4

CAR 16 TIME 1:49.298 DELETED TRACK LIMITS AT T 4

Published at:.....

Stewards:	Race Director:	Timekeeper:
------------------	-----------------------	--------------------

