

Autodromo Nazionale Monza
International GT Open
Free Practice - 1
Provisional Results



Autodromo Nazionale Monza 5.793 m.

Cls	Nº	Entrant/Team	Nat	Driver 1	Nat	Driver 2	Nat	Vehicle	Cat	Cls	Laps	Best	Time	Gap	Interval	Km/h
1	63	Emil Frey Racing	CHE	Albert Costa	ESP	Giacomo Altoè	ITA	Lamborghini Huracan GT3 EVO	PRO	1	26	17	1:47.295			194.3
2	10	SPS Automotive Performance	DEU	Miguel Ramos	PRT	Fabrizio Crestani	ITA	Mercedes AMG GT3	PRO	2	27	17	1:47.429	0.134	0.134	194.1
3	17	Teo Martín Motorsport	ESP	Fran Rueda	ESP	Andrés Saravia	GBR	McLaren 720 s	PRO	3	28	11	1:47.486	0.191	0.057	194.0
4	31	Frikadelli Racing	DEU	Klaus Abbelen	DEU	Thomas Preining	AUT	Porsche GT3 R	PROAM	1	27	2	1:47.527	0.232	0.041	193.9
5	14	Emil Frey Racing	CHE	Norbert Siedler	AUT	Mikaël Grenier	CAN	Lamborghini Huracan GT3 EVO	PRO	4	28	8	1:47.704	0.409	0.177	193.6
6	20	SPS Automotive Performance	DEU	Valentin Pierburg	AUT	Tom Onslow-Cole	GBR	Mercedes AMG GT3	PROAM	2	28	15	1:47.790	0.495	0.086	193.4
7	25	HTP Motorsport	DEU	Alexander Hrachowina	AUT	Martin Konrad	AUT	Mercedes AMG GT3	AM	1	26	25	1:47.791	0.496	0.001	193.4
8	6	Antonelli MotorSport	ITA	Loris Spinelli	ITA	Riccardo Agostini	ITA	Mercedes AMG GT3	PRO	5	27	11	1:47.802	0.507	0.011	193.4
9	96	Optimum Motorsport	GBR	Oliver Wilkinson	GBR	Darren Turner	GBR	Aston Martin GT3 AMR MY2019	PRO	6	28	12	1:47.812	0.517	0.010	193.4
10	21	Spirit of Race	ITA	Duncan Cameron	GBR	Matt Griffin	IRL	Ferrari 488 GT3	PROAM	3	27	14	1:47.949	0.654	0.137	193.1
11	66	Vincenzo Sospiri Racing	ITA	Frederik Schandorff	DNK	Tuomas Tujula	FIN	Lamborghini Huracan GT3 EVO	PROAM	4	27	23	1:48.077	0.782	0.128	192.9
12	16	Teo Martín Motorsport	ESP	Marcelo Hahn	BRA	Allam Khodair	BRA	McLaren 720 s	PROAM	5	23	6	1:48.392	1.097	0.315	192.4
13	59	Teo Martín Motorsport	ESP	Martin Kodrić	HRV	Henrique Chaves	PRT	McLaren 720 s	PRO	7	24	23	1:48.402	1.107	0.010	192.3
14	90	Raton Racing by Target	ITA	Christoph Lenz	CHE	Alberto Di Folco	ITA	Lamborghini Huracan GT3 EVO	PROAM	6	26	19	1:48.500	1.205	0.098	192.2
15	19	Raton Racing by Target	ITA	Jiatong Liang	CHN	Raffaele Giammaria	ITA	Lamborghini Huracan GT3 EVO	PROAM	7	26	18	1:48.545	1.250	0.045	192.1
16	51	Spirit of Race	ITA	Francesco Piovanetti	USA	Oswaldo Negri	BRA	Ferrari 488 GT3	AM	2	27	6	1:48.760	1.465	0.215	191.7
17	8	Antonelli MotorSport	ITA	Giuseppe Cipriani	ITA			Mercedes AMG GT3	AM	3	20	12	1:48.769	1.474	0.009	191.7
18	99	Sports and You	PRT	António Coimbra	PRT	Luis Silva	PRT	Mercedes AMG GT3	AM	4	25	20	1:48.895	1.600	0.126	191.5
19	12	Ombra Racing	ITA	Federico Leo	ITA	Najiy Razak	MYS	Lamborghini Huracan GT3 EVO	PRO	8	28	9	1:48.958	1.663	0.063	191.4
20	27	Lazarus Racing	ITA	Eliseo Martínez	ARG	Andrzej Lewandowski	ESP	Lamborghini Huracan GT3 EVO	AM	5	23	22	1:49.702	2.407	0.744	190.1

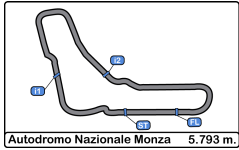
CAR 19 TIME 2:17.566 DELETED TRACK LIMITS AT T 4
 CAR 10 TIME 1:54.00 DELETED TRACK LIMITS AT T 4
 CAR 19 TIME 1:56.454 DELETED TRACK LIMITS AT T 4

Published at:.....

Track Temp: 18.2 °C Air Temp: 17.6 °C Humidity: 73 % Track Status: DRY

Stewards:	Race Director:	Timekeeper: 
-----------	----------------	---





Autodromo Nazionale Monza
International GT Open
Free Practice - 1
Provisional Results by Class



Autodromo Nazionale Monza 5.793 m.

Cls	Nº	Entrant/Team	Nat	Driver 1	Nat	Driver 2	Nat	Vehicle	Cat	Cls	Laps	Best	Time	Gap	Interval	Km/h
PRO																
1	63	Emil Frey Racing	CHE	Albert Costa	ESP	Giacomo Altoè	ITA	Lamborghini Huracan GT3 EVO	PRO	1	26	17	1:47.295			194.3
2	10	SPS Automotive Performance	DEU	Miguel Ramos	PRT	Fabrizio Crestani	ITA	Mercedes AMG GT3	PRO	2	27	17	1:47.429	0.134	0.134	194.1
3	17	Teo Martín Motorsport	ESP	Fran Rueda	ESP	Andrés Saravia	GTU	McLaren 720 s	PRO	3	28	11	1:47.486	0.191	0.057	194.0
4	14	Emil Frey Racing	CHE	Norbert Siedler	AUT	Mikaël Grenier	CAN	Lamborghini Huracan GT3 EVO	PRO	4	28	8	1:47.704	0.409	0.218	193.6
5	6	Antonelli MotorSport	ITA	Loris Spinelli	ITA	Riccardo Agostini	ITA	Mercedes AMG GT3	PRO	5	27	11	1:47.802	0.507	0.098	193.4
6	96	Optimum Motorsport	GBR	Oliver Wilkinson	GBR	Darren Turner	GBR	Aston Martin GT3 AMR MY2019	PRO	6	28	12	1:47.812	0.517	0.010	193.4
7	59	Teo Martín Motorsport	ESP	Martin Kodrić	HRV	Henrique Chaves	GBR	McLaren 720 s	PRO	7	24	23	1:48.402	1.107	0.590	192.3
8	12	Ombra Racing	ITA	Federico Leo	ITA	Najiy Razak	MYS	Lamborghini Huracan GT3 EVO	PRO	8	28	9	1:48.958	1.663	0.556	191.4
PROAM																
1	31	Frikadelli Racing	DEU	Klaus Abbelen	DEU	Thomas Preining	AUT	Porsche GT3 R	PROAM	1	27	2	1:47.527			193.9
2	20	SPS Automotive Performance	DEU	Valentin Pierburg	DEU	Tom Onslow-Cole	GBR	Mercedes AMG GT3	PROAM	2	28	15	1:47.790	0.263	0.263	193.4
3	21	Spirit of Race	ITA	Duncan Cameron	GBR	Matt Griffin	IRL	Ferrari 488 GT3	PROAM	3	27	14	1:47.949	0.422	0.159	193.1
4	66	Vincenzo Sospiri Racing	ITA	Frederik Schandorff	DNK	Tuomas Tujula	FIN	Lamborghini Huracan GT3 EVO	PROAM	4	27	23	1:48.077	0.550	0.128	192.9
5	16	Teo Martín Motorsport	ESP	Marcelo Hahn	BRA	Allam Khodair	BRA	McLaren 720 s	PROAM	5	23	6	1:48.392	0.865	0.315	192.4
6	90	Raton Racing by Target	ITA	Christoph Lenz	CHE	Alberto Di Folco	ITA	Lamborghini Huracan GT3 EVO	PROAM	6	26	19	1:48.500	0.973	0.108	192.2
7	19	Raton Racing by Target	ITA	Jiatong Liang	CHN	Raffaele Giammaria	ITA	Lamborghini Huracan GT3 EVO	PROAM	7	26	18	1:48.545	1.018	0.045	192.1
AM																
1	25	HTP Motorsport	DEU	Alexander Hrachowina	AUT	Martin Konrad	AUT	Mercedes AMG GT3	AM	1	26	25	1:47.791			193.4
2	51	Spirit of Race	ITA	Francesco Piovanetti	USA	Oswaldo Negri	BRA	Ferrari 488 GT3	AM	2	27	6	1:48.760	0.969	0.969	191.7
3	8	Antonelli MotorSport	ITA	Giuseppe Cipriani	ITA			Mercedes AMG GT3	AM	3	20	12	1:48.769	0.978	0.009	191.7
4	99	Sports and You	PRT	António Coimbra	PRT	Luis Silva	PRT	Mercedes AMG GT3	AM	4	25	20	1:48.895	1.104	0.126	191.5
5	27	Lazarus Racing	ITA	Eliseo Martínez	ARG	Andrzej Lewandowski	ESP	Lamborghini Huracan GT3 EVO	AM	5	23	22	1:49.702	1.911	0.807	190.1

Published at:.....

Track Temp: 18.2 °C Air Temp: 17.6 °C Humidity: 73 % Track Status: DRY

Stewards:	Race Director:	Timekeeper:
------------------	-----------------------	--------------------





Autodromo Nazionale Monza
International GT Open
Free Practice - 1
Lap Analysis



6							10												
1 Loris Spinelli			Mercedes AMG GT3				1 Miguel Ramos			Mercedes AMG GT3									
PRO			2 Riccardo Agostini				Antonelli MotorSport			PRO			2 Fabrizio Crestani				SPS Automotive Performance		
Lap	D	Time	Sector 1	Sector 2	Sector 3	T. Spd	Elapsed	Lap	D	Time	Sector 1	Sector 2	Sector 3	T. Spd	Elapsed				
1		11:20:38.352 P	11:19:10.610	42.040	45.702	199.2	11:20:38.352	1		11:18:19.755	11:16:53.398	40.565	45.792	202.6	11:18:19.755				
2		2:39.674	1:24.613	37.648	37.413	212.5	11:23:18.026	2		1:52.750	36.488	38.347	37.915	270.0	11:20:12.505				
3		1:48.534	34.768	36.632	37.134	272.7	11:25:06.560	3		1:54.000	34.979	41.346	37.675	269.3	11:22:06.505				
4		1:48.288	34.640	36.626	37.022	271.3	11:26:54.848	4		1:49.479	34.670	37.174	37.635	272.0	11:23:55.984				
5		1:48.873	34.533	36.584	37.756	274.8	11:28:43.721	5		1:49.193	34.724	37.134	37.335	273.4	11:25:45.177				
6		1:47.877	34.408	36.574	36.895	273.4	11:30:31.598	6		1:51.791	34.441	39.709	37.641	274.8	11:27:36.968				
7		1:47.834	34.514	36.489	36.831	272.7	11:32:19.432	7		1:48.768	34.560	36.855	37.353	274.8	11:29:25.736				
8		1:54.403 P	34.398	36.537	43.468	274.1	11:34:13.835	8		1:48.554	34.532	36.899	37.123	274.8	11:31:14.290				
9		5:02.939	3:48.774	36.960	37.205	140.6	11:39:16.774	9		1:48.345	34.359	36.876	37.110	275.5	11:33:02.635				
10		1:48.548	34.863	36.736	36.949	275.5	11:41:05.322	10		1:59.612 P	35.379	38.123	46.110	250.0	11:35:02.247				
11		1:47.802	34.406	36.542	36.854	272.7	11:42:53.124	11		5:34.192	4:15.627	37.681	40.884	215.1	11:40:36.439				
12		1:54.528 P	34.699	36.704	43.125	270.6	11:44:47.652	12		1:56.220	34.669	41.407	40.144	274.1	11:42:32.659				
13		3:44.536	2:29.551	37.384	37.601	212.5	11:48:32.188	13		1:53.292	34.362	40.073	38.857	278.3	11:44:25.951				
14		1:48.996	34.834	36.968	37.194	267.3	11:50:21.184	14		1:59.975 P	36.282	37.503	46.190	277.6	11:46:25.926				
15		1:48.811	34.712	36.923	37.176	270.6	11:52:09.995	15		4:41.948	3:24.916	36.890	40.142	216.8	11:51:07.874				
16		1:48.823	34.630	36.991	37.202	270.0	11:53:58.818	16		1:47.625	34.304	36.528	36.793	275.5	11:52:55.499				
17		1:54.998 P	34.700	36.794	43.504	270.0	11:55:53.816	17		1:47.429	34.277	36.488	36.664	276.9	11:54:42.928				
18		3:33.373	2:19.188	36.961	37.224	211.7	11:59:27.189	18		1:50.419	35.517	37.008	37.894	277.6	11:56:33.347				
19		1:48.772	34.730	36.877	37.165	270.0	12:01:15.961	19		1:47.833	34.598	36.559	36.676	273.4	11:58:21.180				
20		1:53.902 P	34.673	36.817	42.412	268.6	12:03:09.863	20		1:48.298	34.432	36.695	37.171	274.8	12:00:09.478				
21		2:50.004	1:35.934	37.105	36.965	213.0	12:05:59.867	21		1:54.044 P	34.415	37.014	42.615	273.4	12:02:03.522				
22		1:48.289	34.500	36.606	37.183	272.0	12:07:48.156	22		5:11.680	3:57.338	36.833	37.509	206.1	12:07:15.202				
23		1:53.892 P	34.537	36.655	42.700	271.3	12:09:42.048	23		1:48.621	34.415	37.246	36.960	275.5	12:09:03.823				
24		3:19.018	2:04.877	37.025	37.116	165.8	12:13:01.066	24		1:57.354 P	34.503	36.583	46.268	276.9	12:11:01.177				
25		1:47.862	34.465	36.596	36.801	273.4	12:14:48.928	25		3:53.792	2:39.799	37.271	36.722	216.0	12:14:54.969				
26		1:47.990	34.381	36.681	36.928	274.1	12:16:36.918	26		1:47.921	34.537	36.713	36.671	276.2	12:16:42.890				
27		1:54.196 P	34.478	36.623	43.095	274.8	12:18:31.114	27		1:59.488 P	34.218	36.390	48.880	276.9	12:18:42.378				

8							
1 Giuseppe Cipriani			Mercedes AMG GT3				
AM			2 Antonelli MotorSport				
Lap	D	Time	Sector 1	Sector 2	Sector 3	T. Spd	Elapsed
1		11:20:50.275	11:19:27.931	42.212	40.132	202.6	11:20:50.275
2		1:55.175	37.336	38.806	39.033	255.9	11:22:45.450
3		1:50.696	34.989	37.361	38.346	274.8	11:24:36.146
4		1:49.355	34.760	37.168	37.427	278.3	11:26:25.501
5		1:48.847	34.427	37.167	37.253	277.6	11:28:14.348
6		1:48.843	34.572	36.950	37.321	279.0	11:30:03.191
7		1:55.535 P	34.687	36.962	43.886	276.2	11:31:58.726
8		6:16.432	5:01.289	37.467	37.676	215.1	11:38:15.158
9		1:57.877 P	34.484	36.850	46.543	276.2	11:40:13.035
10		12:44.630	11:26.918	39.574	38.138	101.6	11:52:57.665
11		1:49.213	34.598	37.014	37.601	276.2	11:54:46.878
12		1:48.769	34.596	37.000	37.173	276.2	11:56:35.647
13		1:49.569	34.374	37.134	38.061	276.9	11:58:25.216
14		1:49.001	34.686	37.007	37.308	276.2	12:00:14.217
15		2:00.776 P	37.953	37.726	45.097	277.6	12:02:14.993
16		3:34.574	2:19.012	38.053	37.509	211.7	12:05:49.567
17		1:48.951	34.692	36.974	37.285	277.6	12:07:38.518
18		1:58.934	34.330	37.510	47.094	279.0	12:09:37.452
19		1:48.860	34.460	37.246	37.154	276.9	12:11:26.312
20		1:59.609 P	34.577	37.309	47.723	277.6	12:13:25.921





Autodromo Nazionale Monza
International GT Open
Free Practice - 1
Lap Analysis



12

1 Federico Leo
 Lamborghini Huracan GT3 EVO
 2 Najiy Razak
 Ombra Racing

14

1 Norbert Siedler
 Lamborghini Huracan GT3 EVO
 2 Mikaël Grenier
 Emil Frey Racing


Lap	D	Time	Sector 1	Sector 2	Sector 3	T. Spd	Elapsed	Lap	D	Time	Sector 1	Sector 2	Sector 3	T. Spd	Elapsed
1		11:21:10.309	11:19:51.227	38.629	40.453	201.1	11:21:10.309	1		11:18:57.378	11:17:28.545	44.424	44.409	209.3	11:18:57.378
2		1:50.690	35.179	37.907	37.604	274.1	11:23:00.999	2		2:05.087	37.432	43.574	44.081	215.1	11:21:02.465
3		1:50.479	35.142	37.665	37.672	269.3	11:24:51.478	3		1:51.624	35.579	37.911	38.134	236.3	11:22:54.089
4		1:49.515	34.699	37.300	37.516	275.5	11:26:40.993	4		1:48.778	34.625	36.947	37.206	276.2	11:24:42.867
5		1:57.383 P	35.384	37.326	44.673	275.5	11:28:38.376	5		1:48.265	34.432	36.859	36.974	276.9	11:26:31.132
6		3:44.282	2:29.029	37.561	37.692	213.4	11:32:22.658	6		1:47.825	34.232	36.643	36.950	277.6	11:28:18.957
7		1:49.341	34.523	37.320	37.498	276.2	11:34:11.999	7		1:47.772	34.166	36.605	37.001	277.6	11:30:06.729
8		1:50.040	35.175	37.180	37.685	274.8	11:36:02.039	8		1:47.704	34.339	36.577	36.788	278.3	11:31:54.433
9		1:48.958	34.590	37.029	37.339	273.4	11:37:50.997	9		1:57.913 P	34.332	36.682	46.899	277.6	11:33:52.346
10		1:56.465 P	34.729	37.171	44.565	273.4	11:39:47.462	10		10:04.552	8:43.520	41.155	39.877	210.9	11:43:56.898
11		3:20.800	2:04.681	38.234	37.885	213.0	11:43:08.262	11		1:50.168	35.193	37.239	37.736	274.1	11:45:47.066
12		1:49.960	34.981	37.391	37.588	276.9	11:44:58.222	12		1:49.263	34.622	37.104	37.537	275.5	11:47:36.329
13		1:49.684	34.914	37.306	37.464	274.1	11:46:47.906	13		1:48.749	34.531	36.925	37.293	275.5	11:49:25.078
14		1:50.001	34.949	37.354	37.698	276.2	11:48:37.907	14		1:48.454	34.486	36.744	37.224	276.2	11:51:13.532
15		1:57.184 P	34.676	37.168	45.340	274.1	11:50:35.091	15		1:48.245	34.355	36.768	37.122	276.9	11:53:01.777
16		3:20.579	2:00.103	42.101	38.375	140.0	11:53:55.670	16		1:58.256 P	34.498	36.889	46.869	276.9	11:55:00.033
17		1:50.699	34.904	37.867	37.928	272.0	11:55:46.369	17		3:04.140	1:46.329	39.626	38.185	210.9	11:58:04.173
18		1:49.778	34.904	37.343	37.531	272.7	11:57:36.147	18		1:49.491	34.816	37.200	37.475	275.5	11:59:53.664
19		1:55.052 P	34.714	37.173	43.165	274.8	11:59:31.199	19		1:48.766	34.613	36.840	37.313	275.5	12:01:42.430
20		2:44.207	1:28.328	37.786	38.093	213.4	12:02:15.406	20		1:48.768	34.568	36.787	37.413	275.5	12:03:31.198
21		1:49.846	35.063	37.166	37.617	273.4	12:04:05.252	21		1:48.517	34.571	36.773	37.173	276.2	12:05:19.715
22		1:49.545	34.755	37.096	37.694	274.1	12:05:54.797	22		1:49.272	34.343	37.368	37.561	275.5	12:07:08.987
23		1:49.017	34.671	36.937	37.409	275.5	12:07:43.814	23		1:48.413	34.494	36.717	37.202	276.2	12:08:57.400
24		1:55.330 P	34.778	37.049	43.503	276.9	12:09:39.144	24		1:48.312	34.319	36.804	37.189	276.9	12:10:45.712
25		3:30.472	2:14.832	37.640	38.000	209.7	12:13:09.616	25		1:49.421	34.645	37.141	37.635	276.9	12:12:35.133
26		1:50.370	35.287	37.359	37.724	275.5	12:14:59.986	26		1:47.935	34.303	36.634	36.998	276.9	12:14:23.068
27		1:49.323	34.538	37.111	37.674	275.5	12:16:49.309	27		1:49.509	34.253	37.600	37.656	277.6	12:16:12.577
28		1:59.713 P	35.406	38.492	45.815	276.9	12:18:49.022	28		2:00.080 P	34.406	37.628	48.046	276.9	12:18:12.657

16

1 Marcelo Hahn
 McLaren 720 s
 2 Allam Khodair
 Teo Martín Motorsport

Lap	D	Time	Sector 1	Sector 2	Sector 3	T. Spd	Elapsed
1		11:18:23.878 P	11:16:55.397	40.145	48.336	188.1	11:18:23.878
2		4:15.661	2:57.290	39.951	38.420	210.5	11:22:39.539
3		1:49.599	34.710	37.278	37.611	272.0	11:24:29.138
4		1:49.073	34.742	37.007	37.324	273.4	11:26:18.211
5		1:51.234	36.977	37.054	37.203	275.5	11:28:09.445
6		1:48.392	34.291	36.904	37.197	275.5	11:29:57.837
7		1:48.416	34.553	36.755	37.108	276.2	11:31:46.253
8		1:54.147 P	34.488	36.697	42.962	274.8	11:33:40.400
9		6:44.833	5:29.354	37.675	37.804	200.7	11:40:25.233
10		1:48.848	34.684	36.969	37.195	270.0	11:42:14.081
11		1:48.623	34.465	36.916	37.242	272.7	11:44:02.704
12		1:48.515	34.491	36.903	37.121	273.4	11:45:51.219
13		1:54.061 P	34.443	36.760	42.858	274.8	11:47:45.280
14		11:54.109	10:39.393	37.303	37.413	211.7	11:59:39.389
15		1:49.179	34.850	37.051	37.278	270.0	12:01:28.568
16		1:51.456	37.158	37.074	37.224	272.7	12:03:20.024
17		1:54.679 P	34.569	37.028	43.082	272.0	12:05:14.703
18		3:38.360	2:19.474	38.219	40.667	208.0	12:08:53.063
19		1:52.270	35.389	38.342	38.539	272.0	12:10:45.333
20		1:55.480	39.140	38.016	38.324	272.7	12:12:40.813
21		1:51.996	36.111	37.834	38.051	273.4	12:14:32.809
22		1:51.272	34.880	37.961	38.431	273.4	12:16:24.081
23		1:59.504 P	35.000	37.816	46.688	272.0	12:18:23.585





Autodromo Nazionale Monza
International GT Open
Free Practice - 1
Lap Analysis



17

1 Fran Rueda

McLaren 720 s 19

1 Jiatong Liang

Lamborghini Huracan GT3 EVO

PRO 2 Andrés Saravia Teo Martin Motorsport PROAM 2 Raffaele Giammaria Raton Racing by Target

Lap	D	Time	Sector 1	Sector 2	Sector 3	T. Spd	Elapsed	Lap	D	Time	Sector 1	Sector 2	Sector 3	T. Spd	Elapsed
1		11:18:05.754	11:16:49.365	38.244	38.145	183.6	11:18:05.754	1		11:18:50.968 P	11:17:14.124	42.981	53.863	208.8	11:18:50.968
2		1:49.060	34.839	37.046	37.175	274.1	11:19:54.814	2		2:47.566	57.138	41.008	39.420	181.5	11:21:08.534
3		1:48.797	34.630	36.795	37.372	276.2	11:21:43.611	3		1:52.092	34.935	38.959	38.198	273.4	11:23:00.626
4		1:49.503	34.257	36.995	38.251	277.6	11:23:33.114	4		4:56.454	34.518	41.872	40.064	274.1	11:24:57.080
5		1:49.035	34.688	36.809	37.538	276.9	11:25:22.149	5		1:49.951	34.711	37.328	37.912	274.1	11:26:47.031
6		1:56.428 P	34.536	37.015	44.877	275.5	11:27:18.577	6		1:50.425	34.563	37.690	38.172	274.8	11:28:37.456
7		4:50.065	3:31.852	40.480	37.733	106.0	11:32:08.642	7		1:49.491	34.595	37.134	37.762	273.4	11:30:26.947
8		1:48.000	34.378	36.773	36.849	274.8	11:33:56.642	8		1:49.346	34.470	37.070	37.806	274.1	11:32:16.293
9		1:47.828	34.197	36.621	37.010	276.9	11:35:44.470	9		2:01.222 P	34.630	38.192	48.400	275.5	11:34:17.515
10		1:47.628	34.235	36.450	36.943	276.9	11:37:32.098	10		3:46.685	2:29.122	37.947	39.616	210.9	11:38:04.200
11		1:47.486	34.190	36.397	36.899	277.6	11:39:19.584	11		1:50.862	34.721	37.344	38.797	272.7	11:39:55.062
12		1:56.438 P	34.493	37.532	44.413	277.6	11:41:16.022	12		1:48.965	34.538	36.933	37.494	272.0	11:41:44.027
13		5:13.345	3:52.212	37.807	43.326	209.3	11:46:29.367	13		1:49.257	34.639	37.006	37.612	272.7	11:43:33.284
14		1:49.035	34.569	37.060	37.406	274.8	11:48:18.402	14		1:49.069	34.602	37.002	37.465	272.7	11:45:22.353
15		1:48.746	34.508	37.032	37.206	275.5	11:50:07.148	15		2:02.262 P	34.603	37.240	50.419	272.7	11:47:24.615
16		1:48.600	34.281	37.043	37.276	276.2	11:51:55.748	16		3:38.021	2:22.822	37.657	37.542	210.5	11:51:02.636
17		1:48.704	34.587	37.009	37.108	274.8	11:53:44.452	17		1:49.129	34.751	37.234	37.144	271.3	11:52:51.765
18		1:48.836	34.515	36.831	37.490	275.5	11:55:33.288	18		1:48.545	34.604	36.889	37.052	273.4	11:54:40.310
19		1:48.727	34.453	36.979	37.295	274.8	11:57:22.015	19		2:06.220 P	34.731	36.859	54.630	272.7	11:56:46.530
20		1:48.785	34.451	37.061	37.273	275.5	11:59:10.800	20		9:39.659	8:23.635	38.200	37.824	210.1	12:06:26.189
21		1:54.220 P	34.385	37.154	42.681	276.9	12:01:05.020	21		1:49.207	34.576	37.135	37.496	276.2	12:08:15.396
22		5:19.118	4:03.095	37.517	38.506	215.1	12:06:24.138	22		1:48.808	34.548	36.912	37.348	276.2	12:10:04.204
23		1:49.119	34.477	37.246	37.396	276.9	12:08:13.257	23		1:48.866	34.486	36.828	37.552	276.2	12:11:53.070
24		1:53.224	34.515	37.174	41.535	275.5	12:10:06.481	24		1:48.805	34.589	36.796	37.420	275.5	12:13:41.875
25		1:48.746	34.390	36.930	37.426	276.9	12:11:55.227	25		1:48.760	34.469	37.090	37.201	276.2	12:15:30.635
26		1:48.718	34.306	36.958	37.454	277.6	12:13:43.945	26		1:55.272 P	34.733	36.941	43.598	276.2	12:17:25.907
27		1:48.828	34.295	37.046	37.487	277.6	12:15:32.773								
28		2:00.437 P	34.369	37.223	48.845	277.6	12:17:33.210								





Autodromo Nazionale Monza
International GT Open
Free Practice - 1
Lap Analysis



20							21								
1 Valentin Pierburg Mercedes AMG GT3							1 Duncan Cameron Ferrari 488 GT3								
PROAM 2 Tom Onslow-Cole SPS Automotive Performance							PROAM 2 Matt Griffin Spirit of Race								
Lap	D	Time	Sector 1	Sector 2	Sector 3	T. Spd	Elapsed	Lap	D	Time	Sector 1	Sector 2	Sector 3	T. Spd	Elapsed
1		11:18:03.972	11:16:47.849	38.285	37.838	170.3	11:18:03.972	1		11:19:35.671	11:18:12.292	42.167	41.212	134.3	11:19:35.671
2		1:55.658 P	34.883	36.995	43.780	270.0	11:19:59.630	2		1:57.497	38.052	39.911	39.534	170.0	11:21:33.168
3		3:54.167	2:32.397	40.588	41.182	192.1	11:23:53.797	3		2:00.753	36.746	42.563	41.444	216.0	11:23:33.921
4		1:49.105	34.833	37.015	37.257	272.7	11:25:42.902	4		1:51.482	35.374	38.234	37.874	248.2	11:25:25.403
5		1:48.417	34.435	36.985	36.997	274.1	11:27:31.319	5		2:05.588 P	35.070	37.785	52.733	264.0	11:27:30.991
6		1:48.738	34.508	36.803	37.427	276.2	11:29:20.057	6		3:48.008	2:31.488	37.693	38.827	171.4	11:31:18.999
7		1:48.735	34.822	36.760	37.153	274.8	11:31:08.792	7		1:48.968	34.603	37.125	37.240	274.1	11:33:07.967
8		1:55.389 P	34.467	36.579	44.343	275.5	11:33:04.181	8		1:48.455	34.421	36.959	37.075	274.8	11:34:56.422
9		5:07.763	3:45.441	39.372	42.950	215.1	11:38:11.944	9		1:48.637	34.706	36.937	36.994	272.7	11:36:45.059
10		1:48.042	34.392	36.757	36.893	274.1	11:39:59.986	10		1:48.049	34.481	36.649	36.919	273.4	11:38:33.108
11		1:47.921	34.344	36.626	36.951	274.8	11:41:47.907	11		1:57.402 P	34.808	38.275	44.319	267.9	11:40:30.510
12		1:54.928 P	34.583	36.853	43.492	273.4	11:43:42.835	12		4:18.009	3:02.403	37.837	37.769	213.0	11:44:48.519
13		3:20.299	2:05.922	37.208	37.169	215.1	11:47:03.134	13		1:48.317	34.424	36.942	36.951	274.8	11:46:36.836
14		1:48.217	34.402	36.782	37.033	274.8	11:48:51.351	14		1:47.949	34.321	36.629	36.999	274.8	11:48:24.785
15		1:47.790	34.359	36.533	36.898	274.8	11:50:39.141	15		1:48.062	34.469	36.662	36.931	274.8	11:50:12.847
16		1:56.086 P	34.582	37.393	44.111	274.1	11:52:35.227	16		1:55.041 P	34.306	36.678	44.057	276.2	11:52:07.888
17		4:31.291	3:14.249	38.233	38.809	213.4	11:57:06.518	17		5:20.721	4:05.672	37.546	37.503	213.4	11:57:28.609
18		1:50.355	35.284	37.322	37.749	266.0	11:58:56.873	18		1:48.434	34.369	36.762	37.303	274.8	11:59:17.043
19		1:49.655	34.754	37.322	37.579	274.1	12:00:46.528	19		1:49.085	34.539	36.865	37.681	274.1	12:01:06.128
20		1:49.728	34.799	37.251	37.678	273.4	12:02:36.256	20		1:49.074	34.594	37.126	37.354	274.1	12:02:55.202
21		1:49.204	34.618	37.254	37.332	273.4	12:04:25.460	21		1:57.700 P	35.126	37.054	45.520	268.6	12:04:52.902
22		1:49.384	34.551	37.351	37.482	274.1	12:06:14.844	22		4:22.604	3:07.729	37.496	37.379	212.5	12:09:15.506
23		1:49.069	34.542	37.077	37.450	274.1	12:08:03.913	23		1:49.161	34.549	37.244	37.368	272.7	12:11:04.667
24		1:49.918	34.949	37.152	37.817	274.8	12:09:53.831	24		1:48.745	34.561	37.089	37.095	272.0	12:12:53.412
25		1:49.724	34.878	37.255	37.591	276.2	12:11:43.555	25		1:48.522	34.608	36.835	37.079	273.4	12:14:41.934
26		1:49.113	34.680	36.976	37.457	275.5	12:13:32.668	26		1:48.711	34.598	36.991	37.122	273.4	12:16:30.645
27		1:53.317	37.201	38.049	38.067	276.9	12:15:25.985	27		1:56.779 P	34.533	37.039	45.207	272.7	12:18:27.424
28		1:55.205 P	34.944	36.784	43.477	275.5	12:17:21.190								





Autodromo Nazionale Monza
International GT Open
Free Practice - 1
Lap Analysis



25

1 Alexander Hrachowina Mercedes AMG GT3
 AM 2 Martin Konrad HTP Motorsport

31

1 Klaus Abbelen Porsche GT3 R
 PROAM 2 Thomas Preining Frikadelli Racing

Lap	D	Time	Sector 1	Sector 2	Sector 3	T. Spd	Elapsed	Lap	D	Time	Sector 1	Sector 2	Sector 3	T. Spd	Elapsed
1		11:18:53.413 P	11:17:24.982	38.139	50.292	210.5	11:18:53.413	1		11:19:51.649	11:18:32.230	41.988	37.431	210.9	11:19:51.649
2		3:00.046	1:44.315	38.181	37.550	213.8	11:21:53.459	2		1:47.527	34.467	36.367	36.693	270.6	11:21:39.176
3		1:49.127	34.776	37.114	37.237	272.7	11:23:42.586	3		1:49.123	34.265	37.939	36.919	272.0	11:23:28.299
4		1:48.730	34.603	37.127	37.000	274.1	11:25:31.316	4		1:55.157	39.682	38.486	36.989	272.0	11:25:23.456
5		1:49.113	34.803	37.172	37.138	274.1	11:27:20.429	5		1:47.597	34.335	36.461	36.801	273.4	11:27:11.053
6		1:48.577	34.645	37.049	36.883	273.4	11:29:09.006	6		1:58.496 P	39.252	36.619	42.625	272.7	11:29:09.549
7		1:48.443	34.686	36.778	36.979	273.4	11:30:57.449	7		3:38.968	2:25.104	36.879	36.985	213.4	11:32:48.517
8		1:57.322 P	34.639	36.868	45.815	273.4	11:32:54.771	8		1:47.867	34.398	36.412	37.057	271.3	11:34:36.384
9		5:53.339	4:35.981	38.170	39.188	216.0	11:38:48.110	9		1:54.233 P	34.335	37.130	42.768	271.3	11:36:30.617
10		1:50.530	34.780	37.433	38.317	274.1	11:40:38.640	10		5:27.289	4:07.330	40.712	39.247	208.4	11:41:57.906
11		1:50.456	34.709	37.584	38.163	274.1	11:42:29.096	11		1:53.308	35.083	38.490	39.735	269.3	11:43:51.214
12		1:50.975	34.917	37.746	38.312	275.5	11:44:20.071	12		1:52.647	35.506	37.977	39.164	267.3	11:45:43.861
13		1:49.696	34.526	37.370	37.800	276.2	11:46:09.767	13		1:54.363	35.119	40.214	39.030	267.3	11:47:38.224
14		1:50.832	35.359	37.775	37.698	232.2	11:48:00.599	14		2:02.335 P	35.254	38.912	48.169	268.6	11:49:40.559
15		1:50.000	34.691	37.347	37.962	273.4	11:49:50.599	15		4:49.679	3:26.071	43.767	39.841	211.7	11:54:30.238
16		1:56.716 P	34.864	37.444	44.408	273.4	11:51:47.315	16		1:53.721	35.381	38.368	39.972	265.3	11:56:23.959
17		7:15.581	5:58.421	39.129	38.031	214.2	11:59:02.896	17		1:52.683	35.634	38.287	38.762	263.4	11:58:16.642
18		1:49.715	34.649	37.364	37.702	274.1	12:00:52.611	18		1:52.485	35.518	37.956	39.011	267.9	12:00:09.127
19		1:49.170	34.447	37.463	37.260	274.1	12:02:41.781	19		1:52.282	35.508	38.200	38.574	267.3	12:02:01.409
20		1:49.992	34.592	37.429	37.971	274.1	12:04:31.773	20		1:57.819 P	35.027	38.426	44.366	270.6	12:03:59.228
21		1:50.601	35.134	37.447	38.020	267.9	12:06:22.374	21		4:01.754	2:43.779	38.615	39.360	210.9	12:08:00.982
22		1:57.057 P	34.628	37.319	45.110	274.8	12:08:19.431	22		1:52.423	35.143	38.234	39.046	267.3	12:09:53.405
23		5:04.776	3:47.939	36.996	39.841	211.3	12:13:24.207	23		1:54.388	36.033	38.306	40.049	268.6	12:11:47.793
24		1:48.392	34.709	36.803	36.880	274.1	12:15:12.599	24		1:52.083	34.993	38.127	38.963	271.3	12:13:39.876
25		1:47.791	34.490	36.632	36.669	274.1	12:17:00.390	25		1:52.975	35.343	38.545	39.087	269.3	12:15:32.851
26		1:56.332 P	36.015	36.780	43.537	196.7	12:18:56.722	26		1:52.954	35.142	38.445	39.367	262.1	12:17:25.805

27

1 Eliseo Martinez Lamborghini Huracan GT3 EVO
 AM 2 Andrzej Lewandowski Lazarus Racing

27

1:59.314 P 35.810 37.906 45.598 260.2 12:19:25.119

Lap	D	Time	Sector 1	Sector 2	Sector 3	T. Spd	Elapsed
1		11:19:07.976	11:17:47.331	39.155	41.490	167.9	11:19:07.976
2		1:52.818	35.929	38.768	38.121	262.7	11:21:00.794
3		1:55.116	38.729	38.053	38.334	270.6	11:22:55.910
4		1:51.617	35.632	37.665	38.320	270.6	11:24:47.527
5		1:51.630	35.419	37.755	38.456	269.3	11:26:39.157
6		1:52.341	36.076	37.778	38.487	263.4	11:28:31.498
7		1:51.495	35.618	37.765	38.112	267.9	11:30:22.993
8		1:51.632	35.589	37.712	38.331	267.3	11:32:14.625
9		1:51.204	35.421	37.574	38.209	268.6	11:34:05.829
10		2:02.656 P	35.769	38.013	48.874	266.6	11:36:08.485
11		5:03.432	3:37.002	42.276	44.154	200.3	11:41:11.917
12		1:51.924	35.694	37.958	38.272	264.0	11:43:03.841
13		1:50.354	35.179	37.335	37.840	268.6	11:44:54.195
14		1:57.423 P	35.400	37.427	44.596	269.3	11:46:51.618
15		7:16.465	5:59.857	38.386	38.222	208.8	11:54:08.083
16		1:53.029	35.225	39.751	38.053	267.9	11:56:01.112
17		1:50.207	35.318	37.342	37.547	270.0	11:57:51.319
18		1:49.821	35.009	37.237	37.575	270.0	11:59:41.140
19		1:57.416 P	35.122	37.215	45.079	270.6	12:01:38.556
20		6:45.149	5:29.431	37.754	37.964	208.0	12:08:23.705
21		1:49.861	35.034	37.224	37.603	268.6	12:10:13.566
22		1:49.702	35.154	37.123	37.425	269.3	12:12:03.268
23		2:04.037 P	36.152	39.378	48.507	267.9	12:14:07.305





Autodromo Nazionale Monza
International GT Open
Free Practice - 1
Lap Analysis



51

1 Francesco Piovanetti

Ferrari 488 GT3

63

1 Albert Costa

Lamborghini Huracan GT3 EVO

AM

2 Oswaldo Negri

Spirit of Race

PRO

2 Giacomo Altoè

Emil Frey Racing

Lap	D	Time	Sector 1	Sector 2	Sector 3	T. Spd	Elapsed	Lap	D	Time	Sector 1	Sector 2	Sector 3	T. Spd	Elapsed
1		11:19:02.232	11:17:45.285	38.599	38.348	178.2	11:19:02.232	1		11:18:42.340	11:17:12.659	46.413	43.268	177.3	11:18:42.340
2		1:50.009	35.042	37.294	37.673	267.9	11:20:52.241	2		2:01.353	39.982	40.665	40.706	205.3	11:20:43.693
3		1:49.402	34.831	37.151	37.420	273.4	11:22:41.643	3		1:56.506	37.042	39.410	40.054	236.8	11:22:40.199
4		1:53.013	36.290	39.025	37.698	275.5	11:24:34.656	4		1:49.643	34.860	37.279	37.504	271.3	11:24:29.842
5		1:49.116	34.695	37.103	37.318	273.4	11:26:23.772	5		1:48.732	34.556	36.963	37.213	277.6	11:26:18.574
6		1:48.760	34.515	37.151	37.094	274.1	11:28:12.532	6		1:54.513 P	34.981	37.032	42.500	279.0	11:28:13.087
7		1:56.132 P	34.537	37.639	43.956	275.5	11:30:08.664	7		7:25.743	6:11.512	36.860	37.371	211.3	11:35:38.830
8		4:50.187	3:31.223	40.797	38.167	210.9	11:34:58.851	8		1:48.242	34.445	36.648	37.149	274.1	11:37:27.072
9		1:49.096	34.762	37.066	37.268	273.4	11:36:47.947	9		1:48.241	34.617	36.579	37.045	275.5	11:39:15.313
10		1:48.899	34.575	37.111	37.213	274.1	11:38:36.846	10		1:47.955	34.387	36.620	36.948	276.2	11:41:03.268
11		1:48.948	34.707	36.894	37.347	274.1	11:40:25.794	11		1:56.333 P	34.245	36.604	45.484	276.2	11:42:59.601
12		1:56.347 P	34.844	37.551	43.952	260.2	11:42:22.141	12		9:49.100	8:34.334	37.272	37.494	209.7	11:52:48.701
13		4:09.162	2:53.430	38.205	37.527	213.4	11:46:31.303	13		1:48.042	34.541	36.620	36.881	273.4	11:54:36.743
14		1:49.183	34.776	37.155	37.252	273.4	11:48:20.486	14		1:47.719	34.314	36.473	36.932	274.8	11:56:24.462
15		1:48.868	34.585	37.025	37.258	274.8	11:50:09.354	15		1:47.913	34.319	36.696	36.898	276.2	11:58:12.375
16		1:48.927	34.613	37.010	37.304	274.1	11:51:58.281	16		1:47.432	34.196	36.404	36.832	276.2	11:59:59.807
17		1:55.109 P	34.693	36.979	43.437	273.4	11:53:53.390	17		1:47.295	34.198	36.395	36.702	276.2	12:01:47.102
18		4:21.310	3:02.887	39.429	38.994	202.6	11:58:14.700	18		1:52.856 P	34.259	36.491	42.106	275.5	12:03:39.958
19		1:52.699	35.205	38.772	38.722	272.7	12:00:07.399	19		2:59.356	1:44.487	37.306	37.563	212.1	12:06:39.314
20		1:52.557	35.164	38.519	38.874	271.3	12:01:59.956	20		1:48.577	34.643	36.838	37.096	276.2	12:08:27.891
21		1:52.225	35.169	38.387	38.669	272.0	12:03:52.181	21		1:48.437	34.605	36.700	37.132	276.2	12:10:16.328
22		1:52.331	35.116	38.495	38.720	270.6	12:05:44.512	22		1:48.212	34.499	36.637	37.076	276.9	12:12:04.540
23		1:52.302	34.972	38.266	39.064	271.3	12:07:36.814	23		1:48.278	34.455	36.758	37.065	278.3	12:13:52.818
24		1:52.269	35.154	38.288	38.827	272.0	12:09:29.083	24		1:48.248	34.398	36.847	37.003	276.2	12:15:41.066
25		1:52.351	35.114	38.243	38.994	272.7	12:11:21.434	25		1:48.030	34.412	36.679	36.939	276.2	12:17:29.096
26		1:52.563	35.283	38.524	38.756	272.7	12:13:13.997	26		1:59.353 P	35.189	36.915	47.249	276.9	12:19:28.449
27		2:00.080 P	35.025	38.693	46.362	273.4	12:15:14.077								

59

1 Martin Kodrić

McLaren 720 s

PRO

2 Henrique Chaves

Teo Martin Motorsport

Lap	D	Time	Sector 1	Sector 2	Sector 3	T. Spd	Elapsed
1		11:19:04.655	11:17:35.150	45.252	44.253	155.3	11:19:04.655
2		2:01.628	38.287	41.877	41.464	218.6	11:21:06.283
3		2:16.999 P	36.438	44.219	56.342	254.1	11:23:23.282
4		5:24.013	3:55.614	45.955	42.444	160.7	11:28:47.295
5		2:00.528	38.859	40.620	41.049	181.8	11:30:47.823
6		2:05.719 P	35.156	39.634	50.929	258.3	11:32:53.542
7		7:35.646	6:12.447	42.966	40.233	158.3	11:40:29.188
8		1:57.495	36.020	40.788	40.687	217.7	11:42:26.683
9		1:50.582	34.924	37.818	37.840	260.8	11:44:17.265
10		1:49.768	34.895	37.381	37.492	270.6	11:46:07.033
11		2:12.859 P	38.376	41.796	52.687	191.1	11:48:19.892
12		4:57.518	3:42.381	37.447	37.690	214.2	11:53:17.410
13		1:49.161	34.703	37.012	37.446	272.7	11:55:06.571
14		1:48.584	34.355	36.885	37.344	274.8	11:56:55.155
15		1:54.820 P	34.479	37.243	43.098	276.2	11:58:49.975
16		3:58.445	2:40.561	39.340	38.544	151.4	12:02:48.420
17		1:49.951	35.462	37.233	37.256	255.3	12:04:38.371
18		1:48.560	34.510	36.797	37.253	276.9	12:06:26.931
19		1:54.661 P	34.397	37.213	43.051	277.6	12:08:21.592
20		4:00.578	2:45.356	37.633	37.589	215.1	12:12:22.170
21		1:49.037	34.711	37.129	37.197	274.1	12:14:11.207
22		1:48.404	34.433	36.875	37.096	276.2	12:15:59.611
23		1:48.402	34.378	36.777	37.247	276.2	12:17:48.013
24		1:53.956 P	34.364	36.917	42.675	275.5	12:19:41.969





Autodromo Nazionale Monza
International GT Open
Free Practice - 1
Lap Analysis



66

1 Frederik Schandorff

Lamborghini Huracan GT3 EVO

90

1 Christoph Lenz

Lamborghini Huracan GT3 EVO

PROAM

2 Tuomas Tujala

Vincenzo Sospiri Racing

PROAM

2 Alberto Di Folco

Raton Racing by Target

Lap	D	Time	Sector 1	Sector 2	Sector 3	T. Spd	Elapsed	Lap	D	Time	Sector 1	Sector 2	Sector 3	T. Spd	Elapsed
1		11:18:55.484	11:17:36.670	39.959	38.855	206.8	11:18:55.484	1		11:19:55.888 P	11:18:29.391	39.406	47.091	205.3	11:19:55.888
2		1:51.349	35.697	37.377	38.275	258.9	11:20:46.833	2		3:06.170	1:47.251	38.765	40.154	210.5	11:23:02.058
3		1:50.403	35.015	37.814	37.574	271.3	11:22:37.236	3		1:52.185	35.649	37.833	38.703	254.1	11:24:54.243
4		1:49.313	34.853	36.967	37.493	270.6	11:24:26.549	4		1:51.275	35.173	37.734	38.368	270.6	11:26:45.518
5		1:49.513	34.801	37.238	37.474	270.6	11:26:16.062	5		1:55.457	35.142	41.606	38.709	270.6	11:28:40.975
6		1:49.189	34.825	36.900	37.464	270.6	11:28:05.251	6		1:53.051	34.884	39.378	38.789	272.0	11:30:34.026
7		1:48.957	34.749	36.773	37.435	272.7	11:29:54.208	7		1:51.861	35.019	38.269	38.573	272.0	11:32:25.887
8		1:48.652	34.608	36.638	37.406	271.3	11:31:42.860	8		1:52.218	35.006	38.537	38.675	272.7	11:34:18.105
9		1:55.465 P	34.748	37.494	43.223	271.3	11:33:38.325	9		1:52.762	35.087	38.812	38.863	270.0	11:36:10.867
10		6:35.527 P	5:09.953	37.181	48.393	155.8	11:40:13.852	10		1:51.277	35.008	37.749	38.520	270.6	11:38:02.144
11		2:15.082 P	55.045	37.144	42.893	212.5	11:42:28.934	11		1:53.703	35.439	39.329	38.935	270.6	11:39:55.847
12		3:53.102	2:38.048	37.451	37.603	211.3	11:46:22.036	12		1:51.602	35.417	37.794	38.391	271.3	11:41:47.449
13		1:49.743	35.001	37.176	37.566	271.3	11:48:11.779	13		2:00.862 P	35.981	39.281	45.600	236.8	11:43:48.311
14		1:49.045	34.649	36.905	37.491	272.0	11:50:00.824	14		4:51.929	3:36.261	37.820	37.848	210.5	11:48:40.240
15		1:59.044 P	38.334	37.534	43.176	270.6	11:51:59.868	15		1:50.973	34.900	36.902	39.171	272.7	11:50:31.213
16		3:03.719	1:48.197	38.122	37.400	213.0	11:55:03.587	16		1:49.977	34.987	37.554	37.436	271.3	11:52:21.190
17		1:49.431	34.696	37.179	37.556	272.0	11:56:53.018	17		1:48.950	34.785	36.845	37.320	271.3	11:54:10.140
18		1:48.998	34.629	36.800	37.569	273.4	11:58:42.016	18		1:48.598	34.567	36.986	37.045	272.7	11:55:58.738
19		1:54.915 P	34.945	37.247	42.723	272.7	12:00:36.931	19		1:48.500	34.446	36.829	37.225	271.3	11:57:47.238
20		5:25.430	4:11.168	37.003	37.259	210.9	12:06:02.361	20		1:56.325 P	34.647	36.815	44.863	272.0	11:59:43.563
21		1:48.801	34.564	36.951	37.286	273.4	12:07:51.162	21		4:51.636	3:36.427	37.585	37.624	211.3	12:04:35.199
22		1:48.247	34.487	36.645	37.115	272.0	12:09:39.409	22		1:49.377	34.684	37.017	37.676	274.1	12:06:24.576
23		1:48.077	34.493	36.736	36.848	273.4	12:11:27.486	23		1:49.279	34.645	37.107	37.527	275.5	12:08:13.855
24		1:48.429	34.404	36.889	37.136	275.5	12:13:15.915	24		1:49.078	34.664	36.985	37.429	275.5	12:10:02.933
25		1:48.766	34.457	37.141	37.168	273.4	12:15:04.681	25		1:50.397	34.894	37.075	38.428	274.1	12:11:53.330
26		1:48.190	34.483	36.663	37.044	275.5	12:16:52.871	26		1:57.080 P	34.710	37.549	44.821	258.3	12:13:50.410
27		1:54.006 P	34.347	36.636	43.023	274.1	12:18:46.877								





Autodromo Nazionale Monza
International GT Open
Free Practice - 1
Lap Analysis



96


1 Oliver Wilkinson Aston Martin GT3 AMR MY2019
 PRO 2 Darren Turner Optimum Motorsport

99

1 António Coimbra Mercedes AMG GT3
 AM 2 Luis Silva Sports and You

Lap	D	Time	Sector 1	Sector 2	Sector 3	T. Spd	Elapsed	Lap	D	Time	Sector 1	Sector 2	Sector 3	T. Spd	Elapsed
1		11:18:19.948 P	11:16:49.638	43.354	46.956	162.1	11:18:19.948	1		11:19:12.024	11:17:47.021	43.448	41.555	150.6	11:19:12.024
2		2:36.972	1:18.485	39.248	39.239	174.7	11:20:56.920	2		2:07.970 P	36.534	41.574	49.862	225.9	11:21:19.994
3		1:50.167	35.460	37.358	37.349	226.8	11:22:47.087	3		4:16.992	2:59.673	38.506	38.813	213.8	11:25:36.986
4		1:58.231 P	34.502	37.021	46.708	273.4	11:24:45.318	4		1:52.258	35.396	38.131	38.731	271.3	11:27:29.244
5		5:25.297	3:59.783	45.209	40.305	124.7	11:30:10.615	5		1:50.555	34.969	37.699	37.887	272.0	11:29:19.799
6		1:53.082	35.201	39.003	38.878	242.1	11:32:03.697	6		1:51.583	36.178	37.506	37.899	273.4	11:31:11.382
7		1:48.883	34.732	37.142	37.009	263.4	11:33:52.580	7		1:50.400	34.928	37.541	37.931	274.8	11:33:01.782
8		1:53.877 P	34.405	36.737	42.735	274.1	11:35:46.457	8		1:57.865 P	34.795	37.365	45.705	271.3	11:34:59.647
9		4:45.134	3:26.898	39.522	38.714	166.9	11:40:31.591	9		5:54.437	4:38.298	38.184	37.955	214.7	11:40:54.084
10		1:48.824	34.628	37.316	36.880	273.4	11:42:20.415	10		1:49.883	34.848	37.346	37.689	271.3	11:42:43.967
11		1:48.468	34.418	36.765	37.285	274.8	11:44:08.883	11		1:50.210	34.986	37.433	37.791	273.4	11:44:34.177
12		1:47.812	34.416	36.632	36.764	275.5	11:45:56.695	12		1:58.005 P	34.686	37.615	45.704	272.7	11:46:32.182
13		1:47.988	34.359	36.800	36.829	276.2	11:47:44.683	13		6:33.541	5:17.599	37.700	38.242	127.2	11:53:05.723
14		1:53.903 P	34.369	36.601	42.933	275.5	11:49:38.586	14		1:49.753	34.720	37.225	37.808	274.1	11:54:55.476
15		3:24.993	2:06.327	40.885	37.781	216.4	11:53:03.579	15		1:50.708	34.983	37.537	38.188	272.7	11:56:46.184
16		1:48.384	34.431	36.877	37.076	276.9	11:54:51.963	16		1:50.433	34.770	37.740	37.923	273.4	11:58:36.617
17		1:48.294	34.435	36.789	37.070	276.2	11:56:40.257	17		1:57.880 P	34.818	37.596	45.466	273.4	12:00:34.497
18		1:48.252	34.234	36.709	37.309	276.9	11:58:28.509	18		5:43.311	4:27.325	37.717	38.269	146.3	12:06:17.808
19		1:53.957 P	35.104	37.185	41.668	235.2	12:00:22.466	19		1:49.191	34.713	37.059	37.419	274.1	12:08:06.999
20		3:35.535	2:17.802	37.398	40.335	214.7	12:03:58.001	20		1:48.895	34.546	36.827	37.522	274.8	12:09:55.894
21		1:48.615	34.496	37.071	37.048	274.8	12:05:46.616	21		1:49.953	34.631	37.376	37.946	275.5	12:11:45.847
22		1:48.506	34.329	36.899	37.278	276.9	12:07:35.122	22		1:48.961	34.455	37.119	37.387	274.8	12:13:34.808
23		1:48.226	34.352	36.784	37.090	274.8	12:09:23.348	23		1:49.078	34.744	36.900	37.434	275.5	12:15:23.886
24		1:47.909	34.236	36.894	36.779	276.2	12:11:11.257	24		1:49.218	34.560	37.045	37.613	274.1	12:17:13.104
25		1:48.080	34.471	36.728	36.881	276.2	12:12:59.337	25		1:55.608 P	34.514	36.932	44.162	273.4	12:19:08.712
26		1:48.014	34.407	36.682	36.925	276.9	12:14:47.351								
27		1:47.830	34.278	36.696	36.856	277.6	12:16:35.181								
28		1:55.077 P	34.408	37.022	43.647	276.9	12:18:30.258								





Autodromo Nazionale Monza

International GT Open


Free Practice - 1

Best Sectors Results



Sector - 1				Sector - 2				Sector - 3				Ideal Lap vs Best Lap				
Clas	Nº	Driver	Time	Nº	Driver	Time	Nº	Driver	Time	Clas	Nº	Driver	Ideal Lap	Best Lap	Clas	
1	14	Siedler - Grenier	34.166	31	Abbelen - Preining	36.367	10	Ramos - Crestani	36.664	1	10	Ramos - Crestani	1:47.272	1:47.429	2	
2	17	Rueda - Saravia	34.190	10	Ramos - Crestani	36.390	25	Hrachowina - Konrad	36.669	2	63	Costa - Altoè	1:47.293	1:47.295	1	
3	63	Costa - Altoè	34.196	63	Costa - Altoè	36.395	31	Abbelen - Preining	36.693	3	31	Abbelen - Preining	1:47.325	1:47.527	4	
4	10	Ramos - Crestani	34.218	17	Rueda - Saravia	36.397	63	Costa - Altoè	36.702	4	17	Rueda - Saravia	1:47.436	1:47.486	3	
5	96	Wilkinson - Turner	34.234	6	Spinelli - Agostini	36.489	96	Wilkinson - Turner	36.764	5	14	Siedler - Grenier	1:47.531	1:47.704	5	
6	31	Abbelen - Preining	34.265	20	Pierburg - Onslow-Cole	36.533	14	Siedler - Grenier	36.788	6	96	Wilkinson - Turner	1:47.599	1:47.812	9	
7	16	Hahn - Khodair	34.291	14	Siedler - Grenier	36.577	6	Spinelli - Agostini	36.801	7	6	Spinelli - Agostini	1:47.671	1:47.802	8	
8	21	Cameron - Griffin	34.306	96	Wilkinson - Turner	36.601	66	Schandorff - Tujula	36.848	8	25	Hrachowina - Konrad	1:47.748	1:47.791	7	
9	8	Giuseppe Cipriani	34.330	21	Cameron - Griffin	36.629	17	Rueda - Saravia	36.849	9	20	Pierburg - Onslow-Cole	1:47.770	1:47.790	6	
10	20	Pierburg - Onslow-Cole	34.344	25	Hrachowina - Konrad	36.632	20	Pierburg - Onslow-Cole	36.893	10	66	Schandorff - Tujula	1:47.831	1:48.077	11	
11	66	Schandorff - Tujula	34.347	66	Schandorff - Tujula	36.636	21	Cameron - Griffin	36.919	11	21	Cameron - Griffin	1:47.854	1:47.949	10	
12	59	Kodrić - Chaves	34.355	16	Hahn - Khodair	36.697	90	Lenz - Di Folco	37.045	12	16	Hahn - Khodair	1:48.096	1:48.392	12	
13	6	Spinelli - Agostini	34.381	59	Kodrić - Chaves	36.777	19	Liang - Giammaria	37.052	13	59	Kodrić - Chaves	1:48.228	1:48.402	13	
14	90	Lenz - Di Folco	34.446	19	Liang - Giammaria	36.796	51	Piovanetti - Negri	37.094	14	90	Lenz - Di Folco	1:48.306	1:48.500	14	
15	25	Hrachowina - Konrad	34.447	90	Lenz - Di Folco	36.815	59	Kodrić - Chaves	37.096	15	19	Liang - Giammaria	1:48.317	1:48.545	15	
16	99	Coimbra - Silva	34.455	99	Coimbra - Silva	36.827	16	Hahn - Khodair	37.108	16	8	Giuseppe Cipriani	1:48.334	1:48.769	17	
17	19	Liang - Giammaria	34.469	8	Giuseppe Cipriani	36.850	8	Giuseppe Cipriani	37.154	17	51	Piovanetti - Negri	1:48.503	1:48.760	16	
18	51	Piovanetti - Negri	34.515	51	Piovanetti - Negri	36.894	12	Leo - Razak	37.339	18	99	Coimbra - Silva	1:48.669	1:48.895	18	
19	12	Leo - Razak	34.523	12	Leo - Razak	36.937	99	Coimbra - Silva	37.387	19	12	Leo - Razak	1:48.799	1:48.958	19	
20	27	Martínez - Lewandows	35.009	27	Martínez - Lewandows	37.123	27	Martínez - Lewandows	37.425	20	27	Martínez - Lewandows	1:49.557	1:49.702	20	






Autodromo Nazionale Monza
International GT Open
Free Practice - 1
Best 5 Lap Times



Cl	N°	Entrant/Team	Nat	Driver 1	Nat	Status	Driver 2	Nat	Status	Vehicle	Cat	Cl	Best 1		Best 2		Best 3		Best 4		Best 5	
													Time	Lap	Time	Lap	Time	Lap	Time	Lap	Time	Lap
1	63	Emil Frey Racing	CHN	Albert Costa	ESP		Giacomo Altoè	ITA		Lamborghini Huracan GT3 EVO	PRO	1	1:47.295	17	1:47.432	16	1:47.719	14	1:47.913	15	1:47.955	10
2	10	SPS Automotive Performance	DEU	Miguel Ramos	PRT		Fabrizio Crestani	ITA		Mercedes AMG GT3	PRO	2	1:47.429	17	1:47.625	16	1:47.833	19	1:47.921	26	1:48.298	20
3	17	Teo Martín Motorsport	ESP	Fran Rueda	ESP		Andrés Saravia	GTN		McLaren 720 s	PRO	3	1:47.486	11	1:47.628	10	1:47.828	9	1:48.000	8	1:48.600	16
4	31	Frikadelli Racing	DEU	Klaus Abbelen	DEU		Thomas Preining	AUT		Porsche GT3 R	PROAM	1	1:47.527	2	1:47.597	5	1:47.867	8	1:49.123	3	1:52.083	24
5	14	Emil Frey Racing	CHN	Norbert Siedler	AUT		Mikaël Grenier	CAN		Lamborghini Huracan GT3 EVO	PRO	4	1:47.704	8	1:47.772	7	1:47.825	6	1:47.935	26	1:48.245	15
6	20	SPS Automotive Performance	DEU	Valentin Pierburg	DEU		Tom Onslow-Cole	GBR		Mercedes AMG GT3	PROAM	2	1:47.790	15	1:47.921	11	1:48.042	10	1:48.217	14	1:48.417	5
7	25	HTP Motorsport	DEU	Alexander Hrachowina	AUT		Martin Konrad	AUT		Mercedes AMG GT3	AM	1	1:47.791	25	1:48.392	24	1:48.443	7	1:48.577	6	1:48.730	4
8	6	Antonelli MotorSport	ITA	Loris Spinelli	ITA		Riccardo Agostini	ITA		Mercedes AMG GT3	PRO	5	1:47.802	11	1:47.834	7	1:47.862	25	1:47.877	6	1:47.990	26
9	96	Optimum Motorsport	GBR	Oliver Wilkinson	GBR		Darren Turner	GBR		Aston Martin GT3 AMR MY2019	PRO	6	1:47.812	12	1:47.830	27	1:47.909	24	1:47.988	13	1:48.014	26
10	21	Spirit of Race	ITA	Duncan Cameron	GBR		Matt Griffin	IRL		Ferrari 488 GT3	PROAM	3	1:47.949	14	1:48.049	10	1:48.062	15	1:48.317	13	1:48.434	18
11	66	Vincenzo Sospiri Racing	ITA	Frederik Schandorff	DNK		Tuomas Tujula	FIN		Lamborghini Huracan GT3 EVO	PROAM	4	1:48.077	23	1:48.190	26	1:48.247	22	1:48.429	24	1:48.652	8
12	16	Teo Martín Motorsport	ESP	Marcelo Hahn	BRA		Allam Khodair	BRA		McLaren 720 s	PROAM	5	1:48.392	6	1:48.416	7	1:48.515	12	1:48.623	11	1:48.848	10
13	59	Teo Martín Motorsport	ESP	Martin Kodrić	HRV		Henrique Chaves	PRT		McLaren 720 s	PRO	7	1:48.402	23	1:48.404	22	1:48.560	18	1:48.584	14	1:49.037	21
14	90	Raton Racing by Target	ITA	Christoph Lenz	CHE		Alberto Di Folco	ITA		Lamborghini Huracan GT3 EVO	PROAM	6	1:48.500	19	1:48.598	18	1:48.950	17	1:49.078	24	1:49.279	23
15	19	Raton Racing by Target	ITA	Jiatong Liang	CHN		Raffaele Giammaria	ITA		Lamborghini Huracan GT3 EVO	PROAM	7	1:48.545	18	1:48.760	25	1:48.805	24	1:48.808	22	1:48.866	23
16	51	Spirit of Race	ITA	Francesco Piovanello	USA		Oswaldo Negri	BRA		Ferrari 488 GT3	AM	2	1:48.760	6	1:48.868	15	1:48.899	10	1:48.927	16	1:48.948	11
17	8	Antonelli MotorSport	ITA	Giuseppe Cipriani	ITA			ITA		Mercedes AMG GT3	AM	3	1:48.769	12	1:48.843	6	1:48.847	5	1:48.860	19	1:48.951	17
18	99	Sports and You	PRT	António Coimbra	PRT		Luis Silva	PRT		Mercedes AMG GT3	AM	4	1:48.895	20	1:48.961	22	1:49.078	23	1:49.191	19	1:49.218	24
19	12	Ombra Racing	ITA	Federico Leo	ITA		Najjy Razak	MYS		Lamborghini Huracan GT3 EVO	PRO	8	1:48.958	9	1:49.017	23	1:49.323	27	1:49.341	7	1:49.515	4
20	27	Lazarus Racing	ITA	Eliseo Martínez	ARG		Andrzej Lewandowski	ESP		Lamborghini Huracan GT3 EVO	AM	5	1:49.702	22	1:49.821	18	1:49.861	21	1:50.207	17	1:50.354	13






Autodromo Nazionale Monza
International GT Open
Free Practice - 1
Best 5 Top Speeds



Cl	N°	Entrant/Team	Nat	Driver 1	Nat	Driver 2	Nat	Vehicle	Cat	Cl	Top 1		Top 2		Top 3		Top 4		Top 5		
											Km/h	Lap	Km/h	Lap	Km/h	Lap	Km/h	Lap	Km/h	Lap	Km/h
1	8	Antonelli MotorSport	ITA	Giuseppe Cipriani	ITA		ITA	Mercedes AMG GT3	AM	1	279.0	6	279.0	18	278.3	4	277.6	5	277.6	15	278.3
2	63	Emil Frey Racing	CHE	Albert Costa	ESP	Giacomo Altoè	ITA	Lamborghini Huracan GT3 EVO	PRO	1	279.0	6	278.3	23	277.6	5	276.9	22	276.9	26	277.7
3	10	SPS Automotive Performance	DEU	Miguel Ramos	PRT	Fabrizio Crestani	ITA	Mercedes AMG GT3	PRO	2	278.3	13	277.6	14	277.6	18	276.9	17	276.9	24	277.4
4	14	Emil Frey Racing	CHE	Norbert Siedler	AUT	Mikaël Grenier	CAN	Lamborghini Huracan GT3 EVO	PRO	3	278.3	8	277.6	6	277.6	7	277.6	9	277.6	27	277.7
5	17	Teo Martín Motorsport	ESP	Fran Rueda	ESP	Andrés Saravia	GTN	McLaren 720 s	PRO	4	277.6	4	277.6	11	277.6	12	277.6	26	277.6	27	277.6
6	59	Teo Martín Motorsport	ESP	Martin Kodrić	HRV	Henrique Chaves	PRT	McLaren 720 s	PRO	5	277.6	19	276.9	18	276.2	15	276.2	22	276.2	23	276.6
7	96	Optimum Motorsport	GBR	Oliver Wilkinson	GBR	Darren Turner	GBR	Aston Martin GT3 AMR MY2019	PRO	6	277.6	27	276.9	16	276.9	18	276.9	22	276.9	26	277.0
8	12	Ombra Racing	ITA	Federico Leo	ITA	Najjy Razak	MYS	Lamborghini Huracan GT3 EVO	PRO	7	276.9	12	276.9	24	276.9	28	276.2	7	276.2	14	276.6
9	20	SPS Automotive Performance	DEU	Valentin Pierburg	DEU	Tom Onslow-Cole	GBR	Mercedes AMG GT3	PROAM	1	276.9	27	276.2	6	276.2	25	275.5	8	275.5	26	276.0
10	16	Teo Martín Motorsport	ESP	Marcelo Hahn	BRA	Allam Khodair	BRA	McLaren 720 s	PROAM	2	276.2	7	275.5	5	275.5	6	274.8	8	274.8	13	275.3
11	19	Raton Racing by Target	ITA	Jiatong Liang	CHN	Raffaele Giammaria	ITA	Lamborghini Huracan GT3 EVO	PROAM	3	276.2	21	276.2	22	276.2	23	276.2	25	276.2	26	276.2
12	21	Spirit of Race	ITA	Duncan Cameron	GBR	Matt Griffin	IRL	Ferrari 488 GT3	PROAM	4	276.2	16	274.8	8	274.8	13	274.8	14	274.8	15	275.0
13	25	HTP Motorsport	DEU	Alexander Hrachowina	AUT	Martin Konrad	AUT	Mercedes AMG GT3	AM	2	276.2	13	275.5	12	274.8	22	274.1	4	274.1	5	274.9
14	6	Antonelli MotorSport	ITA	Loris Spinelli	ITA	Riccardo Agostini	ITA	Mercedes AMG GT3	PRO	8	275.5	10	274.8	5	274.8	27	274.1	8	274.1	26	274.6
15	51	Spirit of Race	ITA	Francesco Piovanetti	USA	Oswaldo Negri	BRA	Ferrari 488 GT3	AM	3	275.5	4	275.5	7	274.8	15	274.1	6	274.1	10	274.8
16	66	Vincenzo Sospiri Racing	ITA	Frederik Schandorff	DNK	Tuomas Tujula	FIN	Lamborghini Huracan GT3 EVO	PROAM	5	275.5	24	275.5	26	274.1	27	273.4	18	273.4	21	274.3
17	90	Raton Racing by Target	ITA	Christoph Lenz	CHE	Alberto Di Folco	ITA	Lamborghini Huracan GT3 EVO	PROAM	6	275.5	23	275.5	24	274.1	22	274.1	25	272.7	8	274.3
18	99	Sports and You	PRT	António Coimbra	PRT	Luis Silva	PRT	Mercedes AMG GT3	AM	4	275.5	21	275.5	23	274.8	7	274.8	20	274.8	22	275.0
19	31	Frikadelli Racing	DEU	Klaus Abbelen	DEU	Thomas Preining	AUT	Porsche GT3 R	PROAM	7	273.4	5	272.7	6	272.0	3	272.0	4	271.3	8	272.3
20	27	Lazarus Racing	ITA	Eliseo Martínez	ARG	Andrzej Lewandowski	ESP	Lamborghini Huracan GT3 EVO	AM	5	270.6	3	270.6	4	270.6	19	270.0	17	270.0	18	270.4






Autodromo Nazionale Monza
International GT Open
Free Practice - 1
Fastest Laps Sequence



Lap	Time of Day	Session Time	Nº	Entrant/Team	Nat	Driver 1	Nat	Driver 2	Nat	Vehicle	Cat	Time	Km/h
2	11:19:54.814	3:54.814	17	Teo Martín Motorsport		Fran Rueda		Andrés Saravia		McLaren 720 s	PRO	1:49.060	191.2
2	11:21:39.176	5:39.176	31	Frikadelli Racing		Klaus Abbelen		Thomas Preining		Porsche GT3 R	PROAM	1:47.527	193.9
11	11:39:19.584	23:19.584	17	Teo Martín Motorsport		Fran Rueda		Andrés Saravia		McLaren 720 s	PRO	1:47.486	194.0
17	11:54:42.928	38:42.928	10	SPS Automotive Performance		Miguel Ramos		Fabrizio Crestani		Mercedes AMG GT3	PRO	1:47.429	194.1
17	12:01:47.102	45:47.102	63	Emil Frey Racing		Albert Costa		Giacomo Altoè		Lamborghini Huracan GT3 EVO	PRO	1:47.295	194.3






Autodromo Nazionale Monza
International GT Open
Free Practice - 1
Event Best Maximum Speed



Nº	Entrant/Team	Nat	Driver 1	Nat	Driver 2	Nat	Vehicle	Cat	Km/h	Session
63	Emil Frey Racing		Albert Costa		Giacomo Altoè		Lamborghini Huracan GT3 EVO	PRO	279.0	Free Practice - 1
8	Antonelli MotorSport		Giuseppe Cipriani				Mercedes AMG GT3	AM	279.0	Free Practice - 1
14	Emil Frey Racing		Norbert Siedler		Mikaël Grenier		Lamborghini Huracan GT3 EVO	PRO	278.3	Free Practice - 1
10	SPS Automotive Performance		Miguel Ramos		Fabrizio Crestani		Mercedes AMG GT3	PRO	278.3	Free Practice - 1
17	Teo Martín Motorsport		Fran Rueda		Andrés Saravia		McLaren 720 s	PRO	277.6	Free Practice - 1
59	Teo Martín Motorsport		Martin Kodrić		Henrique Chaves		McLaren 720 s	PRO	277.6	Free Practice - 1
96	Optimum Motorsport		Oliver Wilkinson		Darren Turner		Aston Martin GT3 AMR MY2019	PRO	277.6	Free Practice - 1
12	Ombra Racing		Federico Leo		Najiy Razak		Lamborghini Huracan GT3 EVO	PRO	276.9	Free Practice - 1
20	SPS Automotive Performance		Valentin Pierburg		Tom Onslow-Cole		Mercedes AMG GT3	PROAM	276.9	Free Practice - 1
16	Teo Martín Motorsport		Marcelo Hahn		Allam Khodair		McLaren 720 s	PROAM	276.2	Free Practice - 1
25	HTP Motorsport		Alexander Hrachowina		Martin Konrad		Mercedes AMG GT3	AM	276.2	Free Practice - 1
21	Spirit of Race		Duncan Cameron		Matt Griffin		Ferrari 488 GT3	PROAM	276.2	Free Practice - 1
19	Raton Racing by Target		Jiatong Liang		Raffaele Giammaria		Lamborghini Huracan GT3 EVO	PROAM	276.2	Free Practice - 1
51	Spirit of Race		Francesco Piovanetti		Oswaldo Negri		Ferrari 488 GT3	AM	275.5	Free Practice - 1
6	Antonelli MotorSport		Loris Spinelli		Riccardo Agostini		Mercedes AMG GT3	PRO	275.5	Free Practice - 1
90	Raton Racing by Target		Christoph Lenz		Alberto Di Folco		Lamborghini Huracan GT3 EVO	PROAM	275.5	Free Practice - 1
99	Sports and You		António Coimbra		Luis Silva		Mercedes AMG GT3	AM	275.5	Free Practice - 1
66	Vincenzo Sospiri Racing		Frederik Schandorff		Tuomas Tujula		Lamborghini Huracan GT3 EVO	PROAM	275.5	Free Practice - 1
31	Frikadelli Racing		Klaus Abbelen		Thomas Preining		Porsche GT3 R	PROAM	273.4	Free Practice - 1
27	Lazarus Racing		Eliseo Martínez		Andrzej Lewandowski		Lamborghini Huracan GT3 EVO	AM	270.6	Free Practice - 1





Autodromo Nazionale Monza
International GT Open
Free Practice - 1
Pit Stop Analysis



6 Loris Spinelli PRO Antonelli MotorSport
 Riccardo Agostini Mercedes AMG GT3

Nr.	In Day Time	In Time	Out Time	Pit Time	T. Pit Time	Handicap	Penalty
1	11:20:33.036	11:20:33.036	11:21:28.051	55.015	55.015		
2	11:34:08.611	11:34:08.611	11:37:26.425	3:17.814	4:12.829		
3	11:44:42.393	11:44:42.393	11:46:42.597	2:00.204	6:13.033		
4	11:55:48.382	11:55:48.382	11:57:38.405	1:50.023	8:03.056		
5	12:03:04.540	12:03:04.540	12:04:11.069	1:06.529	9:09.585		
6	12:09:36.831	12:09:36.831	12:11:11.682	1:34.851	10:44.436		

8 Giuseppe Cipriani AM Antonelli MotorSport
 Mercedes AMG GT3

Nr.	In Day Time	In Time	Out Time	Pit Time	T. Pit Time	Handicap	Penalty
1	11:31:53.496	11:31:53.496	11:36:24.979	4:31.483	4:31.483		
2	11:40:07.831	11:40:07.831	11:51:00.606	10:52.775	15:24.258		
3	12:02:09.762	12:02:09.762	12:03:55.259	1:45.497	17:09.755		

10 Miguel Ramos PRO SPS Automotive Performance
 Fabrizio Crestani Mercedes AMG GT3

Nr.	In Day Time	In Time	Out Time	Pit Time	T. Pit Time	Handicap	Penalty
1	11:34:56.979	11:34:56.979	11:38:42.463	3:45.484	3:45.484		
2	11:46:20.726	11:46:20.726	11:49:16.820	2:56.094	6:41.578		
3	12:01:58.319	12:01:58.319	12:05:25.073	3:26.754	10:08.332		
4	12:10:56.012	12:10:56.012	12:13:06.792	2:10.780	12:19.112		

12 Federico Leo PRO Ombra Racing
 Najjy Razak Lamborghini Huracan GT3 EVO

Nr.	In Day Time	In Time	Out Time	Pit Time	T. Pit Time	Handicap	Penalty
1	11:28:33.148	11:28:33.148	11:30:30.665	1:57.517	1:57.517		
2	11:39:42.238	11:39:42.238	11:41:16.454	1:34.216	3:31.733		
3	11:50:29.871	11:50:29.871	11:51:54.547	1:24.676	4:56.409		
4	11:59:25.989	11:59:25.989	12:00:24.463	58.474	5:54.883		
5	12:09:34.732	12:09:34.732	12:11:18.483	1:43.751	7:38.634		

14 Norbert Siedler PRO Emil Frey Racing
 Mikaël Grenier Lamborghini Huracan GT3 EVO

Nr.	In Day Time	In Time	Out Time	Pit Time	T. Pit Time	Handicap	Penalty
1	11:33:47.031	11:33:47.031	11:41:58.733	8:11.702	8:11.702		
2	11:54:54.739	11:54:54.739	11:56:09.961	1:15.222	9:26.924		

16 Marcelo Hahn PROAM Teo Martín Motorsport
 Allam Khodair McLaren 720 s

Nr.	In Day Time	In Time	Out Time	Pit Time	T. Pit Time	Handicap	Penalty
1	11:18:17.766	11:18:17.766	11:20:42.945	2:25.179	2:25.179		
2	11:33:35.102	11:33:35.102	11:38:34.338	4:59.236	7:24.415		
3	11:47:40.039	11:47:40.039	11:57:49.819	10:09.780	17:34.195		
4	12:05:09.451	12:05:09.451	12:06:57.936	1:48.485	19:22.680		

17 Fran Rueda PRO Teo Martín Motorsport
 Andrés Saravia McLaren 720 s

Nr.	In Day Time	In Time	Out Time	Pit Time	T. Pit Time	Handicap	Penalty
1	11:27:12.794	11:27:12.794	11:30:09.043	2:56.249	2:56.249		
2	11:41:10.783	11:41:10.783	11:44:33.195	3:22.412	6:18.661		
3	12:00:59.769	12:00:59.769	12:04:33.645	3:33.876	9:52.537		

19 Jiatong Liang PROAM Raton Racing by Target
 Raffaele Giammaria Lamborghini Huracan GT3 EVO

Nr.	In Day Time	In Time	Out Time	Pit Time	T. Pit Time	Handicap	Penalty
1	11:18:45.744	11:18:45.744	11:19:11.168	25.424	25.424		
2	11:34:11.946	11:34:11.946	11:36:11.641	1:59.695	2:25.119		
3	11:47:19.384	11:47:19.384	11:49:12.890	1:53.506	4:18.625		
4	11:56:38.871	11:56:38.871	12:04:31.163	7:52.292	12:10.917		

20 Valentin Pierburg PROAM SPS Automotive Performance
 Tom Onslow-Cole Mercedes AMG GT3

Nr.	In Day Time	In Time	Out Time	Pit Time	T. Pit Time	Handicap	Penalty
1	11:19:54.444	11:19:54.444	11:21:53.828	1:59.384	1:59.384		
2	11:32:58.826	11:32:58.826	11:36:14.813	3:15.987	5:15.371		
3	11:43:37.603	11:43:37.603	11:45:13.827	1:36.224	6:51.595		
4	11:52:29.978	11:52:29.978	11:55:13.875	2:43.897	9:35.492		

21 Duncan Cameron PROAM Spirit of Race
 Matt Griffin Ferrari 488 GT3

Nr.	In Day Time	In Time	Out Time	Pit Time	T. Pit Time	Handicap	Penalty
1	11:27:25.781	11:27:25.781	11:29:26.080	2:00.299	2:00.299		
2	11:40:25.308	11:40:25.308	11:42:58.091	2:32.783	4:33.082		
3	11:52:02.680	11:52:02.680	11:55:38.118	3:35.438	8:08.520		
4	12:04:47.697	12:04:47.697	12:07:25.603	2:37.906	10:46.426		

25 Alexander Hrachowina AM HTP Motorsport
 Martin Konrad Mercedes AMG GT3

Nr.	In Day Time	In Time	Out Time	Pit Time	T. Pit Time	Handicap	Penalty
1	11:18:48.094	11:18:48.094	11:20:02.421	1:14.327	1:14.327		
2	11:32:49.336	11:32:49.336	11:36:55.824	4:06.488	5:20.815		
3	11:51:42.042	11:51:42.042	11:57:10.533	5:28.491	10:49.306		
4	12:08:14.124	12:08:14.124	12:11:32.145	3:18.021	14:07.327		

27 Eliseo Martínez AM Lazarus Racing
 Andrzej Lewandowski Lamborghini Huracan GT3 EVO

Nr.	In Day Time	In Time	Out Time	Pit Time	T. Pit Time	Handicap	Penalty
1	11:36:02.419	11:36:02.419	11:39:08.136	3:05.717	3:05.717		
2	11:46:46.447	11:46:46.447	11:52:15.800	5:29.353	8:35.070		
3	12:01:33.174	12:01:33.174	12:06:32.154	4:58.980	13:34.050		

31 Klaus Abbelen PROAM Frikadelli Racing
 Thomas Preining Porsche GT3 R

Nr.	In Day Time	In Time	Out Time	Pit Time	T. Pit Time	Handicap	Penalty
1	11:29:04.299	11:29:04.299	11:30:59.997	1:55.698	1:55.698		
2	11:36:25.364	11:36:25.364	11:40:01.582	3:36.218	5:31.916		
3	11:49:34.878	11:49:34.878	11:52:31.060	2:56.182	8:28.098		
4	12:03:53.978	12:03:53.978	12:06:07.263	2:13.285	10:41.383		

51 Francesco Piovonetti AM Spirit of Race
 Oswaldo Negri Ferrari 488 GT3

Nr.	In Day Time	In Time	Out Time	Pit Time	T. Pit Time	Handicap	Penalty
1	11:30:03.366	11:30:03.366	11:33:04.001	3:00.635	3:00.635		
2	11:42:16.901	11:42:16.901	11:44:40.222	2:23.321	5:23.956		
3	11:53:48.081	11:53:48.081	11:56:18.299	2:30.218	7:54.174		





Autodromo Nazionale Monza
International GT Open
Free Practice - 1
Pit Stop Analysis



59

Martin Kodrić PRO Teo Martin Motorsport

Henrique Chaves McLaren 720 s

Nr.	In Day Time	In Time	Out Time	Pit Time	T. Pit Time	Handicap	Penalty
1	11:23:17.894	11:23:17.894	11:26:37.655	3:19.761	3:19.761		
2	11:32:48.215	11:32:48.215	11:38:27.859	5:39.644	8:59.405		
3	11:48:14.592	11:48:14.592	11:51:26.870	3:12.278	12:11.683		
4	11:58:44.727	11:58:44.727	12:00:49.916	2:05.189	14:16.872		
5	12:08:16.359	12:08:16.359	12:10:32.409	2:16.050	16:32.922		

63

Albert Costa PRO Emil Frey Racing

Giacomo Altoè Lamborghini Huracan GT3 EVO

Nr.	In Day Time	In Time	Out Time	Pit Time	T. Pit Time	Handicap	Penalty
1	11:28:07.740	11:28:07.740	11:33:49.903	5:42.163	5:42.163		
2	11:42:54.285	11:42:54.285	11:50:58.563	8:04.278	13:46.441		
3	12:03:34.694	12:03:34.694	12:04:49.571	1:14.877	15:01.318		

66

Frederik Schandorff PROAM Vincenzo Sospiri Racing

Tuomas Tujula Lamborghini Huracan GT3 EVO

Nr.	In Day Time	In Time	Out Time	Pit Time	T. Pit Time	Handicap	Penalty
1	11:33:33.045	11:33:33.045	11:38:11.646	4:38.601	4:38.601		
2	11:40:08.584	11:40:08.584	11:40:34.222	25.638	5:04.239		
3	11:42:23.618	11:42:23.618	11:44:31.925	2:08.307	7:12.546		
4	11:51:54.576	11:51:54.576	11:53:12.052	1:17.476	8:30.022		
5	12:00:31.588	12:00:31.588	12:04:13.381	3:41.793	12:11.815		

90

Christoph Lenz PROAM Raton Racing by Target

Alberto Di Folco Lamborghini Huracan GT3 EVO

Nr.	In Day Time	In Time	Out Time	Pit Time	T. Pit Time	Handicap	Penalty
1	11:19:50.161	11:19:50.161	11:21:05.554	1:15.393	1:15.393		
2	11:43:42.688	11:43:42.688	11:46:49.131	3:06.443	4:21.836		
3	11:59:38.337	11:59:38.337	12:02:44.786	3:06.449	7:28.285		

96

Oliver Wilkinson PRO Optimum Motorsport

Darren Turner Aston Martin GT3 AMR MY2019

Nr.	In Day Time	In Time	Out Time	Pit Time	T. Pit Time	Handicap	Penalty
1	11:18:14.713	11:18:14.713	11:19:00.038	45.325	45.325		
2	11:24:40.136	11:24:40.136	11:28:04.302	3:24.166	4:09.491		
3	11:35:41.331	11:35:41.331	11:38:37.287	2:55.956	7:05.447		
4	11:49:33.412	11:49:33.412	11:51:09.892	1:36.480	8:41.927		
5	12:00:17.709	12:00:17.709	12:02:05.467	1:47.758	10:29.685		


99

António Coimbra AM Sports and You

Luis Silva Mercedes AMG GT3

Nr.	In Day Time	In Time	Out Time	Pit Time	T. Pit Time	Handicap	Penalty
1	11:21:14.008	11:21:14.008	11:23:44.839	2:30.831	2:30.831		
2	11:34:53.817	11:34:53.817	11:39:03.459	4:09.642	6:40.473		
3	11:46:26.562	11:46:26.562	11:51:13.005	4:46.443	11:26.916		
4	12:00:28.729	12:00:28.729	12:04:25.781	3:57.052	15:23.968		

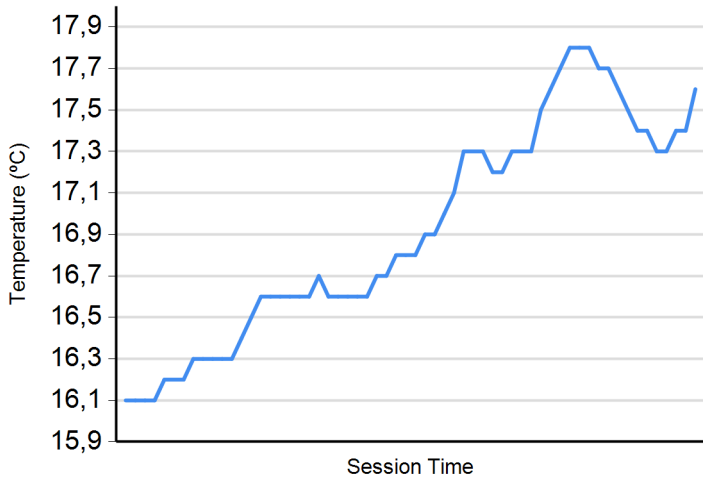




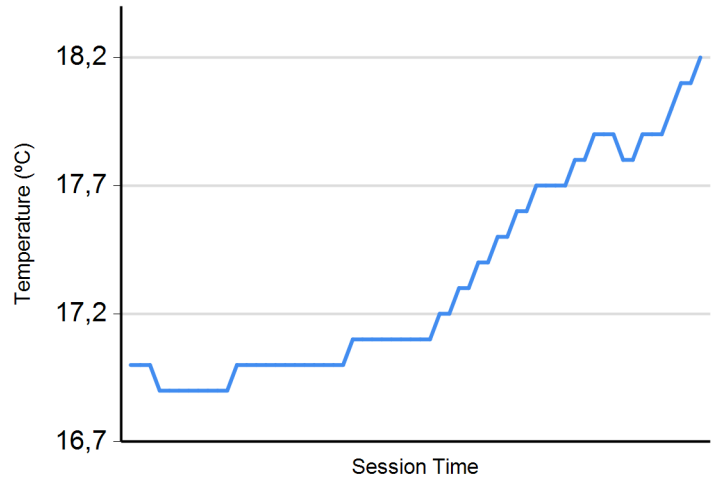
Autodromo Nazionale Monza
International GT Open
Free Practice - 1
Weather Report



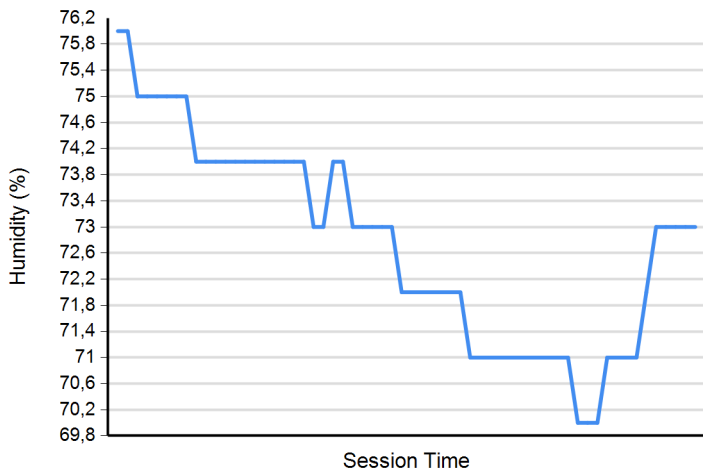
Air Temperature



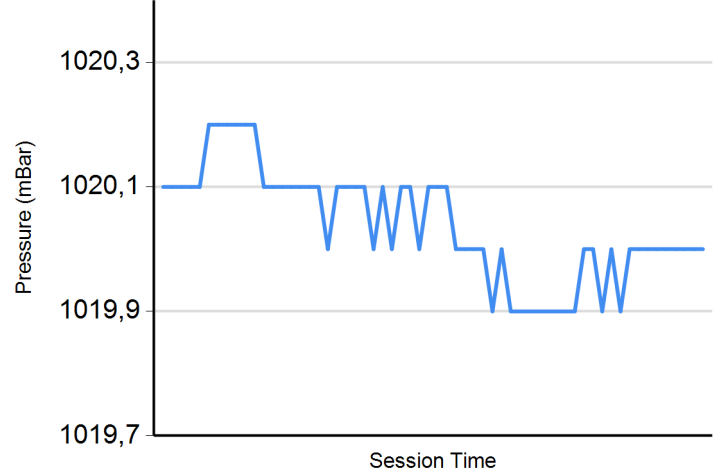
Track Temperature



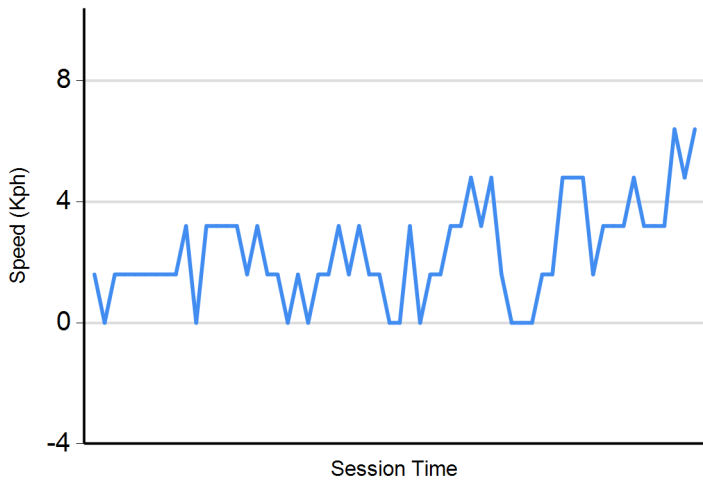
Humidity



Pressure



Wind Speed



Wind direction

North = 0°/360° Est = 90° South = 180° West = 270°

