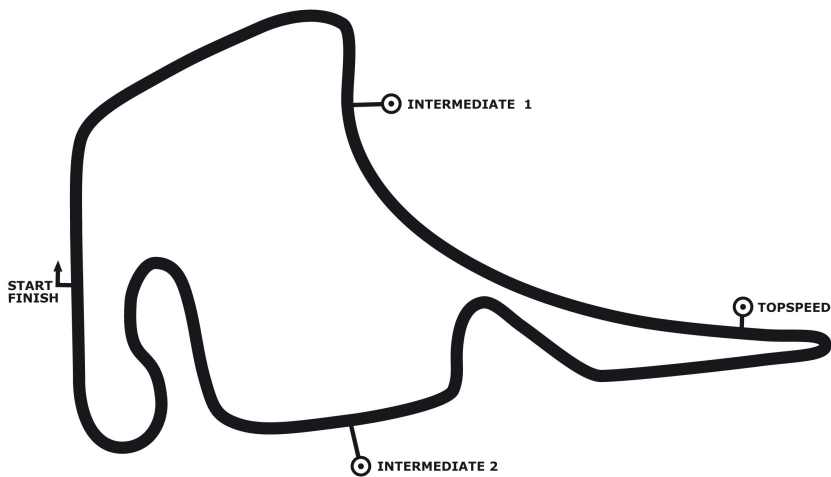


# DTM

## DTM Hockenheim II

race 2



**Hockenheimring BW 4574 m**

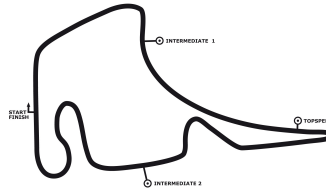
**04. - 06.10.2019**

# DTM Hockenheim II

Hockenheimring BW, length 4574 m

04. - 06.10.2019

DTM



# DTM

## Result race 2, 06.10.2019

DMSB-Reg.No.: 260/19

Rk	No	DRIVER/ENTRANT	CAR	LAPS	TIME	GAP	INT	km/h	BEST	IN
1	51	<b>Nico Müller (CHE)</b> Audi Sport Team Abt Sportsline	Castrol EDGE Audi RS 5 DTM	27	1:04:45.023			114.438	1:52.529	24
2	99	<b>Mike Rockenfeller (DEU)</b> Audi Sport Team Phoenix	Akrapovic Audi RS 5 DTM	27	1:04:48.858	03.835	03.835	114.325	1:52.014	22
3	33	<b>René Rast (DEU)</b> Audi Sport Team Rosberg	Audi Sport RS 5 DTM	27	1:04:53.426	08.403	04.568	114.191	1:52.032	24
4	16	<b>Timo Glock (DEU)</b> BMW Team RMR	JIVS BMW M4 DTM	27	1:04:56.872	11.849	03.446	114.090	1:52.087	21
5	53	<b>Jamie Green (GBR)</b> Audi Sport Team Rosberg	Hoffmann Group Audi RS 5 DTM	27	1:04:58.117	13.094	01.245	114.053	1:52.799	13
6	47	<b>Joel Eriksson (SWE)</b> BMW Team RBM	CATL BMW M4 DTM	27	1:05:01.271	16.248	03.154	113.961	1:52.765	21
7	4	<b>Robin Frijns (NLD)</b> Audi Sport Team Abt Sportsline	Aral Ultimate Audi RS 5 DTM	27	1:05:07.195	22.172	05.924	113.788	1:52.860	22
8	76	<b>Jake Dennis (GBR)</b> R-Motorsport 1	Aston Martin Vantage DTM	27	1:05:21.977	36.954	14.782	113.359	1:53.305	26
9	7	<b>Bruno Spengler (CAN)</b> BMW Team RMG	BMW Bank M4 DTM	27	1:05:36.342	51.319	14.365	112.946	1:54.091	20
10	28	<b>Loic Duval (FRA)</b> Audi Sport Team Phoenix	MASCOT WORKWEAR Audi RS 5 DTM	27	1:05:40.900	55.877	04.558	112.815	1:53.901	23
11	62	<b>Ferdinand von Habsburg (AUT)</b> R-Motorsport 2	Aston Martin Vantage DTM	27	1:05:43.861	58.838	02.961	112.730	1:54.226	22
12	11	<b>Marco Wittmann (DEU)</b> BMW Team RMG	Schaeffler BMW M4 DTM	27	1:05:44.790	59.767	00.929	112.704	1:53.834	11
13	31	<b>Sheldon Van der Linde (RSA)</b> BMW Team RBM	Shell BMW M4 DTM	27	1:05:45.440	1:00.417	00.650	112.685	1:54.075	25
14	25	<b>Philipp Eng (AUT)</b> BMW Team RMR	ZF BMW M4 DTM	27	1:05:46.896	1:01.873	01.456	112.644	1:53.395	13
15	21	<b>Pietro Fittipaldi (BRA)</b> WRT Team Audi Sport	WRT Audi RS 5 DTM	27	1:06:15.074	1:30.051	28.178	111.845	1:54.141	24
16	1	<b>Jenson Button (GBR)</b> Team Kunimitsu	Honda NSX-GT	27	1:06:40.266	1:55.243	25.192	111.141	1:55.023	20
17	35	<b>Ronnie Quintarelli (ITA)</b> Nismo	MOTUL AUTECH GT-R	26	1:05:52.908	1 Runde	1 Runde	108.307	1:56.255	9
<b>NOT CLASSIFIED</b>										
27		<b>Jonathan Aberdein (RSA)</b> WRT Team Audi Sport	WRT Audi RS 5 DTM	14	42:18.347	13 Runden		90.819	1:54.808	11
23		<b>Daniel Juncadella (ESP)</b> R-Motorsport 2	Aston Martin Vantage DTM	0	00.000	27 Runden		0.000	00.000	
37		<b>Nick Cassidy (NZL)</b> Lexus Team KeePer TOM'S	LEXUS TEAM TOM'S LC500	0	00.000	27 Runden		0.000	00.000	

fastest lap: 99 Rockenfeller Mike 1:52.014 = 147.003 km/h at lap 22

Issued:

Clerk of the Course:

Timekeeper:

**Subject to final scrutineering !**



Timekeeping and Dataservice: wige SOLUTIONS GmbH & Co. KG, Meckenheim, GER

wige SOLUTIONS

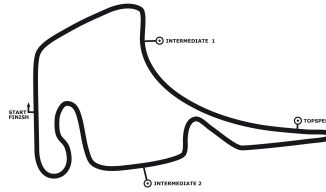
Chief timekeeping: Stefan Schlerkmann, Roetgen, GER, stefan.schlerkmann@wige.de

Page 1

printed : 6.10.2019 - 14:45

Lapchart: DTM race 2

POS	1	2	3	4	5	6	7	8	9	10	11	12	13	14	15	16	17	18	19
LAP 1	51	33	99	11	16	53	25	28	47	4	76	62	7	27	31	21	35	1	
LAP 2	51	33	99	11	16	53	25	28	47	4	76	7	62	27	31	21	35	1	
LAP 3	51	33	99	11	16	25	28	47	53	4	76	62	7	27	31	21	1	35.	
LAP 4	51	33	99	11	16	53	47	28	4	76	7	25.	27	62	31	21.	1.	35	
LAP 5	51	33	53	99.	47	28	11.	16.	7	4.	76.	27.	62.	31.	25.	21	1	35	
LAP 6	33	51.	53	47	28.	7	99	11	16	4	76	21.	62	31	35	25	27	1	
LAP 7	33.	53	47	7	51	99	16	4	11.	28	76	62	31	35	25	27	1	21	
LAP 8	53	47	7	51	33	99	16	4	76	28	62	31	11	25	35	1	27	21	
LAP 9	53	47	7	51	99	33	16	4	76	28	62	31	11	25	35	1	27	21	
LAP 10	53	47	7	51	99	33	16	4	76	28	62	31	11	25	35	1	27	21	
LAP 11	53	47	7	51	99	33	16	4	76	28	62	31	11	25	35	1	27	21	
LAP 12	53	47	7	51	99	33	16	4	76	28	62	11	31	25	35.	1	27	21	
LAP 13	53	47	7.	51	99	33	16	4	76	28	62	11	31	25	1	21	27.	35	
LAP 14	53	47	51	99	33	16	4	76	7	28	62	11	31	25	1	21	35	27.	
LAP 15	53	47	51	99	33	16	4	76	7	28	62	11	31	25	21	1	35		
LAP 16	53	47	51	99	33	16	4	76	7	28	62	11	31	25	21	1	35		
LAP 17	53	47	51	99	33	16	4	76	7	28	62	11	31	25	21	1	35		
LAP 18	53	47	51	99	33	16	4	76	7	28	62	11	31	25	21	1	35		
LAP 19	53	47	51	99	33	16	4	76	7	28	62	11	31	25	21	1	35		
LAP 20	53	47	51	99	33	16	4	76	7	28	62	11	31	25	21	1	35		
LAP 21	53	47	51	99	33	16	4	76	7	28	62	11	31	25	21	1	35		
LAP 22	53	47	51	99	33	16	4	76	7	28	62	11	31	25	21	1	35		
LAP 23	53	47	51	99	33	16	4	76	7	28	62	11	31	25	21	1	35		
LAP 24	53	47	51	99	33	16	4	76	7	28	62	11	31	25	21	1	35		
LAP 25	53	47	51	99	33	16	4	76	7	28	62	11	31	25	21	1	35		
LAP 26	53.	47.	51	99	33	16	4	76	7	28	62	11	31	25	21	1	35		
LAP 27	51	99	33	16	53	47	4	76	7	28	62	11	31	25	21	1			



**Lap by Lap race 2, 06.10.2019**

<b>1 Jenson Button , Honda NSX-GT / GBR</b>															
1	2:21.417	2	13:51.612	3	2:40.539	pit	2:09.085	5	2:28.829	6	2:13.606	7	1:58.059	8	1:56.941
9	1:56.707	10	1:55.596	11	1:56.179	12	1:55.645	13	1:56.064	14	1:56.086	15	1:59.206	16	1:57.107
17	1:56.322	18	1:56.919	19	1:56.103	20	<b>1:55.023</b>	21	1:56.881	22	2:01.764	23	1:56.318	24	1:56.580
25	1:56.830	26	1:56.659	27	1:58.189										

<b>4 Robin Frijns , Aral Ultimate Audi RS 5 DTM / NLD</b>															
1	2:12.441	2	13:49.306	3	2:44.160	4	2:02.560	pit	2:03.420	6	2:26.172	7	1:55.823	8	1:53.890
9	1:53.603	10	1:53.578	11	1:53.693	12	1:53.712	13	1:53.188	14	1:53.913	15	1:53.036	16	1:52.956
17	1:53.059	18	1:53.971	19	1:53.287	20	1:53.278	21	1:54.983	22	<b>1:52.860</b>	23	1:53.421	24	1:54.461
25	1:53.410	26	1:54.117	27	1:54.897										

<b>7 Bruno Spengler , BMW Bank M4 DTM / CAN</b>															
1	2:15.815	2	13:48.068	3	2:45.161	4	2:01.667	5	1:59.697	6	1:57.751	7	1:56.455	8	1:55.241
9	1:55.259	10	1:55.257	11	1:54.160	12	1:54.513	pit	1:59.148	14	2:26.637	15	1:55.659	16	1:55.152
17	1:54.901	18	1:55.841	19	1:54.333	20	<b>1:54.091</b>	21	1:55.038	22	1:54.378	23	1:54.247	24	1:54.159
25	1:54.479	26	1:54.874	27	1:54.361										

<b>11 Marco Wittmann , Schaeffler BMW M4 DTM / DEU</b>															
1	2:07.191	2	13:47.491	3	2:48.225	4	2:00.662	pit	2:02.908	6	2:26.572	pit	2:02.160	8	2:10.699
9	1:54.668	10	1:54.113	11	<b>1:53.834</b>	12	1:54.512	13	1:54.862	14	1:54.285	15	1:55.048	16	1:55.531
17	1:55.374	18	1:54.598	19	1:54.631	20	1:54.517	21	1:55.412	22	1:54.406	23	1:54.211	24	1:54.782
25	1:54.084	26	1:54.814	27	1:55.200										

<b>16 Timo Glock , JVS BMW M4 DTM / DEU</b>															
1	2:08.082	2	13:47.199	3	2:48.266	4	2:01.213	pit	2:02.655	6	2:27.183	7	1:56.787	8	1:54.217
9	1:53.668	10	1:53.579	11	1:54.593	12	1:53.628	13	1:53.045	14	1:53.077	15	1:53.084	16	1:53.400
17	1:53.363	18	1:53.186	19	1:53.361	20	1:52.966	21	<b>1:52.087</b>	22	1:52.364	23	1:52.595	24	1:52.374
25	1:52.276	26	1:53.169	27	1:55.455										

<b>21 Pietro Fittipaldi , WRT Audi RS 5 DTM / BRA</b>															
1	2:19.178	2	13:49.634	3	2:42.992	pit	2:09.451	5	2:14.927	pit	2:06.078	7	2:24.564	8	1:57.136
9	1:57.448	10	1:55.460	11	1:54.996	12	1:54.215	13	1:54.965	14	1:55.992	15	1:56.833	16	1:54.992
17	1:55.586	18	1:55.756	19	1:55.050	20	1:54.510	21	1:54.446	22	1:54.348	23	1:54.520	24	<b>1:54.141</b>
25	1:58.794	26	1:54.397	27	1:54.665										

<b>25 Philipp Eng , ZF BMW M4 DTM / AUT</b>															
1	2:09.368	2	13:48.263	3	2:46.103	pit	2:07.389	pit	2:17.000	6	2:29.917	7	1:56.979	8	1:56.024
9	1:54.312	10	1:53.802	11	1:53.631	12	1:54.551	13	<b>1:53.395</b>	14	1:53.782	15	1:54.543	16	1:55.165
17	1:55.539	18	1:54.926	19	1:54.496	20	1:55.109	21	1:54.659	22	1:54.120	23	1:54.629	24	1:54.363
25	1:54.366	26	1:54.850	27	1:55.615										

<b>27 Jonathan Aberdein , WRT Audi RS 5 DTM / RSA</b>															
1	2:17.345	2	13:48.532	3	2:43.688	4	2:01.596	pit	2:05.545	6	2:44.085	7	2:01.754	8	2:00.632
9	1:56.868	10	1:55.398	11	<b>1:54.808</b>	12	1:54.915	pit	2:07.786	pit	2:45.395				

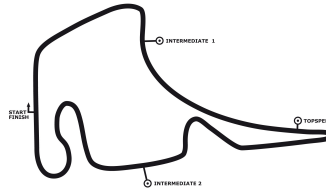
<b>28 Loic Duval , MASCOT WORKWEAR Audi RS 5 DTM / FRA</b>															
1	2:10.382	2	13:47.602	3	2:46.548	4	2:03.448	5	1:58.407	pit	2:00.868	7	2:29.501	8	1:58.604
9	1:57.633	10	1:56.443	11	1:56.578	12	1:55.201	13	1:54.238	14	1:54.474	15	1:56.170	16	1:55.014
17	1:54.729	18	1:54.835	19	1:54.871	20	1:54.769	21	1:54.310	22	1:54.296	23	<b>1:53.901</b>	24	1:53.907

# DTM Hockenheim II

Hockenheimring BW, length 4574 m

04. - 06.10.2019

DTM



# DTM

## Lap by Lap race 2, 06.10.2019

DMSB-Reg.No.: 260/19

25	1:54.367	26	1:55.067	27	1:54.737														
----	----------	----	----------	----	----------	--	--	--	--	--	--	--	--	--	--	--	--	--	--

<b>31 Sheldon Van der Linde , Shell BMW M4 DTM / RSA</b>																																																					
1	2:18.285	2	13:48.543	3	2:43.346	4	2:03.486	pit	2:05.679	6	2:27.438	7	1:57.393	8	1:56.325	9	1:56.399	10	1:55.192	11	1:55.239	12	1:56.626	13	1:54.810	14	1:54.432	15	1:54.988	16	1:55.302	17	1:55.406	18	1:54.919	19	1:54.574	20	1:54.677	21	1:54.983	22	1:54.343	23	1:54.378	24	1:54.672	25	<b>1:54.075</b>	26	1:54.788	27	1:55.142

<b>33 René Rast , Audi Sport RS 5 DTM / DEU</b>																																																					
1	2:05.629	2	13:45.938	3	2:49.621	4	1:57.262	5	1:55.502	6	1:55.383	pit	1:58.696	8	2:29.111	9	1:58.850	10	1:56.098	11	1:54.523	12	1:53.591	13	1:53.067	14	1:53.083	15	1:52.830	16	1:53.536	17	1:52.878	18	1:53.102	19	1:52.504	20	1:52.259	21	1:52.325	22	1:52.034	23	1:52.542	24	<b>1:52.032</b>	25	1:52.928	26	1:54.654	27	1:53.448

<b>35 Ronnie Quintarelli , MOTUL AUTECH GT-R / ITA</b>																																																			
1	2:20.007	2	13:50.798	pit	2:47.254	4	2:39.817	5	1:59.293	6	1:59.664	7	1:57.401	8	1:58.164	9	<b>1:56.255</b>	10	1:56.737	11	1:56.352	pit	2:01.508	13	2:37.296	14	1:58.261	15	1:57.353	16	1:59.130	17	2:00.317	18	2:02.388	19	1:58.342	20	1:56.771	21	1:56.786	22	1:58.952	23	1:57.925	24	1:57.553	25	2:01.978	26	2:06.606

<b>47 Joel Eriksson , CATL BMW M4 DTM / SWE</b>																																																					
1	2:11.064	2	13:48.358	3	2:45.808	4	2:02.678	5	1:57.946	6	1:55.883	7	1:55.626	8	1:54.814	9	1:53.808	10	1:54.056	11	1:53.515	12	1:53.792	13	1:53.158	14	1:53.565	15	1:54.013	16	1:53.817	17	1:53.135	18	1:53.398	19	1:52.935	20	1:53.132	21	<b>1:52.765</b>	22	1:53.121	23	1:53.281	24	1:53.286	25	1:53.172	pit	1:58.781	27	2:22.364

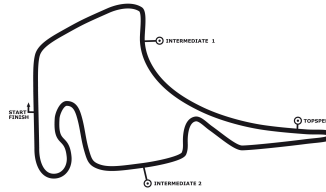
<b>51 Nico Müller , Castrol EDGE Audi RS 5 DTM / CHE</b>																																																					
1	2:04.793	2	3:13.923	3	13:21.978	4	1:56.204	5	1:56.178	pit	1:59.506	7	2:25.592	8	1:56.341	9	1:54.013	10	1:53.559	11	1:53.033	12	1:52.559	13	1:52.811	14	1:52.820	15	1:53.017	16	1:53.283	17	1:53.466	18	1:53.172	19	1:53.758	20	1:53.031	21	1:52.656	22	1:52.847	23	1:53.487	24	<b>1:52.529</b>	25	1:52.982	26	1:52.887	27	1:54.598

<b>53 Jamie Green , Hoffmann Group Audi RS 5 DTM / GBR</b>																																																					
1	2:08.509	2	13:48.415	3	2:48.679	4	2:01.412	5	1:57.270	6	1:55.671	7	1:55.311	8	1:54.169	9	1:54.002	10	1:54.306	11	1:53.620	12	1:53.494	13	<b>1:52.799</b>	14	1:53.190	15	1:53.150	16	1:53.669	17	1:53.211	18	1:53.250	19	1:53.099	20	1:52.965	21	1:53.280	22	1:52.908	23	1:52.920	24	1:53.418	25	1:53.303	pit	1:58.746	27	2:23.351

<b>62 Ferdinand von Habsburg , Aston Martin Vantage DTM / AUT</b>																																																					
1	2:14.652	2	13:50.543	3	2:43.742	4	2:04.603	pit	2:05.217	6	2:26.871	7	1:57.309	8	1:56.694	9	1:56.293	10	1:55.427	11	1:55.386	12	1:55.311	13	1:54.694	14	1:54.782	15	1:55.176	16	1:55.270	17	1:55.118	18	1:54.692	19	1:54.872	20	1:54.507	21	1:55.087	22	<b>1:54.226</b>	23	1:54.587	24	1:54.369	25	1:54.748	26	1:54.566	27	1:55.119

<b>76 Jake Dennis , Aston Martin Vantage DTM / GBR</b>																																																					
1	2:13.375	2	13:49.301	3	2:44.298	4	2:02.557	pit	2:04.092	6	2:25.252	7	1:57.972	8	1:57.419	9	1:54.393	10	1:57.000	11	1:53.588	12	1:53.415	13	1:53.416	14	1:55.056	15	1:53.950	16	1:54.479	17	1:54.220	18	1:54.290	19	1:53.933	20	1:53.901	21	1:53.832	22	1:53.660	23	1:53.860	24	1:53.987	25	1:53.941	26	<b>1:53.305</b>	27	1:53.485

**DTM Hockenheim II**  
**Hockenheimring BW, length 4574 m**  
**04. - 06.10.2019**  
**DTM**



**Lap by Lap race 2, 06.10.2019**

**DMSB**-Reg.No.: 260/19

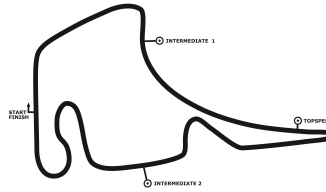
<b>99 Mike Rockenfeller , Akrapovic Audi RS 5 DTM / DEU</b>															
1	2:06.515	2	13:47.537	3	2:48.042	4	2:00.186	pit	2:02.988	6	2:24.171	7	1:55.165	8	1:54.527
9	1:53.996	10	1:52.864	11	1:53.759	12	1:53.185	13	1:52.725	14	1:52.785	15	1:53.152	16	1:53.603
17	1:53.810	18	1:54.029	19	1:53.663	20	1:53.348	21	1:52.557	22	<b>1:52.014</b>	23	1:53.094	24	1:52.576
25	1:52.688	26	1:52.530	27	1:53.349										

# DTM Hockenheim II

Hockenheimring BW, length 4574 m

04. - 06.10.2019

DTM



DMSB-Reg.No.: 260/19

## Lap Analysis race 2, 06.10.2019

### 1 Jenson Button , Honda NSX-GT / GBR

theoretical besttime: 1:54.847

Lap	Time	S1	V1	S2	V2	S3	V3	Vmax	Lap	Time	S1	V1	S2	V2	S3	V3	Vmax
1	2:21.417	39.025	127	56.667	173	45.725	184	199	15	1:59.206	26.320	136	53.905	179	38.981	205	260
2	13:51.612	32.390	119	1:25.880	59	11:53	110	116	16	1:57.107	26.467	137	52.560	186	38.080	204	260
3	2:40.539	42.133	108	1:07.821	141	50.585	196	177	17	1:56.322	26.384	136	51.928	188	38.010	200	258
4	2:09.085	28.285	135	54.900	180			247	18	1:56.919	26.374	140	52.648	186	37.897	207	253
5	2:28.829	55.972	127	53.847	183	39.010	203	257	19	1:56.103	26.331	140	52.044	188	37.728	<b>208</b>	259
6	2:13.606	26.969	137	1:08.299	186	38.338	204	260	20	<b>1:55.023</b>	26.152	142	<b>51.061</b>	190	37.810	206	260
7	1:58.059	26.337	140	52.871	183	38.851	204	<b>262</b>	21	1:56.881	26.287	142	52.262	182	38.332	206	257
8	1:56.941	26.714	141	52.414	183	37.813	205	261	22	2:01.764	26.166	138	55.817	138	39.781	205	247
9	1:56.707	26.375	<b>144</b>	52.227	187	38.105	206	262	23	1:56.318	26.183	139	52.113	185	38.022	206	255
10	1:55.596	<b>26.070</b>	143	51.749	181	37.777	207	260	24	1:56.580	26.087	138	52.334	187	38.159	206	256
11	1:56.179	26.543	136	51.816	187	37.820	205	260	25	1:56.830	26.336	140	51.516	<b>191</b>	38.978	203	260
12	1:55.645	26.283	140	51.646	187	<b>37.716</b>	206	260	26	1:56.659	26.237	138	52.069	186	38.353	207	254
13	1:56.064	26.368	138	51.808	189	37.888	205	260	27	1:58.189	26.291	139	52.328	187	39.570	203	255
14	1:56.086	26.362	139	51.762	186	37.962	205	261									

### 4 Robin Frijns , Aral Ultimate Audi RS 5 DTM / NLD

theoretical besttime: 1:52.510

Lap	Time	S1	V1	S2	V2	S3	V3	Vmax	Lap	Time	S1	V1	S2	V2	S3	V3	Vmax
1	2:12.441	34.611	132	53.970	186	43.860	161	248	15	1:53.036	25.572	153	50.622	189	36.842	205	258
2	13:49.306	33.363	129	1:21.975	76	11:53	73	177	16	1:52.956	25.325	<b>156</b>	50.617	188	37.014	204	258
3	2:44.160	41.330	117	1:07.689	101	55.141	197	173	17	1:53.059	25.339	156	50.587	187	37.133	207	258
4	2:02.560	28.329	131	54.420	184	39.811	199	254	18	1:53.971	25.338	152	51.394	188	37.239	204	259
5	2:03.420	27.063	140	53.250	184			255	19	1:53.287	25.578	152	50.541	189	37.168	206	260
6	2:26.172	54.419	141	53.404	183	38.349	203	257	20	1:53.278	25.902	152	50.545	189	36.831	205	258
7	1:55.823	26.004	150	52.157	182	37.662	204	259	21	1:54.983	25.623	153	52.492	187	36.868	206	258
8	1:53.890	25.736	147	50.930	187	37.224	205	259	22	<b>1:52.860</b>	25.425	148	50.653	189	<b>36.782</b>	205	257
9	1:53.603	25.968	149	50.506	<b>190</b>	37.129	204	<b>260</b>	23	1:53.421	<b>25.250</b>	156	51.046	189	37.125	206	258
10	1:53.578	25.863	150	50.764	185	36.951	205	258	24	1:54.461	25.337	148	51.919	189	37.205	<b>208</b>	257
11	1:53.693	25.962	151	50.609	188	37.122	205	260	25	1:53.410	25.830	151	50.776	189	36.804	207	257
12	1:53.712	25.666	151	50.744	189	37.302	206	259	26	1:54.117	25.761	149	50.751	188	37.605	206	257
13	1:53.188	25.747	153	50.617	188	36.824	206	257	27	1:54.897	25.790	146	51.408	186	37.699	202	257
14	1:53.913	26.129	148	<b>50.478</b>	188	37.306	205	258									

### 7 Bruno Spengler , BMW Bank M4 DTM / CAN

theoretical besttime: 1:53.516

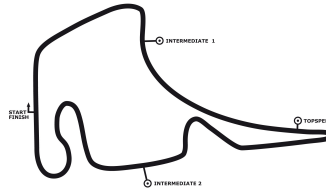
Lap	Time	S1	V1	S2	V2	S3	V3	Vmax	Lap	Time	S1	V1	S2	V2	S3	V3	Vmax
1	2:15.815	36.174	133	55.268	175	44.373	176	225	15	1:55.659	26.225	149	51.454	184	37.980	204	254
2	13:48.068	33.263	133	1:21.827	78	11:52	75	158	16	1:55.152	26.104	151	51.293	188	37.755	205	254
3	2:45.161	43.995	119	1:06.316	86	54.850	198	171	17	1:54.901	25.826	153	51.095	188	37.980	203	254
4	2:01.667	27.180	141	54.519	182	39.968	201	236	18	1:55.841	25.771	151	52.446	189	37.624	205	254
5	1:59.697	27.400	145	53.458	183	38.839	201	253	19	1:54.333	25.577	153	51.171	188	37.585	204	254
6	1:57.751	26.359	151	52.865	185	38.527	203	253	20	<b>1:54.091</b>	25.618	155	50.933	189	37.540	206	254
7	1:56.455	26.207	151	51.923	187	38.325	203	255	21	1:55.038	26.044	154	51.102	187	37.892	205	255
8	1:55.241	25.873	151	51.301	187	38.067	202	<b>257</b>	22	1:54.378	25.827	153	50.889	188	37.662	203	255
9	1:55.259	26.095	<b>156</b>	51.071	<b>189</b>	38.093	203	256	23	1:54.247	25.787	150	50.957	187	37.503	205	254
10	1:55.257	25.729	154	51.533	188	37.995	204	255	24	1:54.159	26.010	152	50.983	189	<b>37.166</b>	204	255
11	1:54.160	25.712	152	50.911	189	37.537	205	255	25	1:54.479	25.850	150	50.990	188	37.639	203	254
12	1:54.513	25.879	154	50.985	189	37.649	<b>206</b>	256	26	1:54.874	26.049	149	50.948	187	37.877	205	255
13	1:59.148	25.593	154	<b>50.778</b>	189			255	27	1:54.361	<b>25.572</b>	152	51.046	189	37.743	204	253
14	2:26.637	54.186	129	53.458	183	38.993	202	249									

# DTM Hockenheim II

Hockenheimring BW, length 4574 m

04. - 06.10.2019

DTM



## Lap Analysis race 2, 06.10.2019

DMSB-Reg.No.: 260/19

### 11 Marco Wittmann , Schaeffler BMW M4 DTM / DEU

theoretical besttime: 1:53.244

Lap	Time	S1	V1	S2	V2	S3	V3	Vmax	Lap	Time	S1	V1	S2	V2	S3	V3	Vmax
1	2:07.191	32.842	127	53.356	181	40.993	135	258	15	1:55.048	25.782	152	51.648	187	37.618	203	254
2	13:47.491	32.258	102	1:17.796	79	11:57		146	16	1:55.531	26.088	151	51.858	187	37.585	203	252
3	2:48.225	39.110	123	1:10.563	134	58.552	197	139	17	1:55.374	26.052	155	51.909	186	37.413	199	254
4	2:00.662	27.937	137	53.900	179	38.825	202	252	18	1:54.598	26.106	151	51.172	187	37.320	204	255
5	2:02.908	26.675	148	52.899	183			255	19	1:54.631	25.892	150	51.189	188	37.550	204	257
6	2:26.572	54.427	141	53.726	182	38.419	201	253	20	1:54.517	26.247	154	51.241	186	<b>37.029</b>	203	255
7	2:02.160	27.066	147	52.680	184			255	21	1:55.412	26.033	151	52.080	186	37.299	204	251
8	2:10.699	40.849	149	52.160	185	37.690	204	257	22	1:54.406	25.925	154	51.144	189	37.337	204	258
9	1:54.668	26.011	150	51.250	186	37.407	205	256	23	1:54.211	26.017	156	51.082	187	37.112	204	255
10	1:54.113	25.976	154	<b>50.836</b>	<b>190</b>	37.301	<b>206</b>	257	24	1:54.782	25.997	151	51.488	184	37.297	204	256
11	<b>1:53.834</b>	25.610	<b>156</b>	50.989	189	37.235	205	258	25	1:54.084	<b>25.379</b>	154	51.444	185	37.261	204	255
12	1:54.512	25.838	152	51.313	188	37.361	206	257	26	1:54.814	26.231	154	51.266	187	37.317	204	254
13	1:54.862	25.645	154	51.983	187	37.234	204	257	27	1:55.200	25.835	154	51.646	186	37.719	204	252
14	1:54.285	25.794	152	51.067	186	37.424	204	<b>259</b>									

### 16 Timo Glock , JVS BMW M4 DTM / DEU

theoretical besttime: 1:51.697

Lap	Time	S1	V1	S2	V2	S3	V3	Vmax	Lap	Time	S1	V1	S2	V2	S3	V3	Vmax
1	2:08.082	32.662	133	53.919	180	41.501	124	254	15	1:53.084	25.443	154	50.472	187	37.169	203	255
2	13:47.199	32.259	109	1:17.784	81	11:57	31	167	16	1:53.400	25.776	157	50.621	188	37.003	203	254
3	2:48.266	41.202	126	1:08.789	129	58.275	195	149	17	1:53.363	25.429	155	50.766	184	37.168	198	254
4	2:01.213	28.267	135	54.117	180	38.829	201	251	18	1:53.186	25.699	155	50.526	187	36.961	203	257
5	2:02.655	26.751	147	52.728	184			252	19	1:53.361	25.413	152	50.835	183	37.113	204	255
6	2:27.183	55.427	146	52.920	183	38.836	196	252	20	1:52.966	25.654	156	50.285	186	37.027	204	255
7	1:56.787	26.589	149	51.997	187	38.201	202	255	21	<b>1:52.087</b>	25.323	153	50.261	188	<b>36.503</b>	206	255
8	1:54.217	26.073	152	51.011	188	37.133	205	256	22	1:52.364	25.278	155	50.483	189	36.603	205	255
9	1:53.668	25.744	153	50.771	187	37.153	205	257	23	1:52.595	25.406	156	50.213	188	36.976	203	256
10	1:53.579	25.549	157	50.733	188	37.297	205	<b>258</b>	24	1:52.374	<b>25.062</b>	156	50.626	189	36.686	206	255
11	1:54.593	25.620	155	51.359	187	37.614	201	257	25	1:52.276	25.533	154	<b>50.132</b>	<b>190</b>	36.611	205	255
12	1:53.628	25.320	<b>158</b>	51.187	187	37.121	204	256	26	1:53.169	25.425	153	50.672	186	37.072	203	254
13	1:53.045	25.665	157	50.289	187	37.091	<b>206</b>	257	27	1:55.455	26.130	144	51.905	186	37.420	158	252
14	1:53.077	25.295	158	50.581	183	37.201	204	255									

### 21 Pietro Fittipaldi , WRT Audi RS 5 DTM / BRA

theoretical besttime: 1:53.808

Lap	Time	S1	V1	S2	V2	S3	V3	Vmax	Lap	Time	S1	V1	S2	V2	S3	V3	Vmax
1	2:19.178	37.017	134	56.290	180	45.871	192	207	15	1:56.833	26.244	148	52.722	183	37.867	204	257
2	13:49.634	32.680	116	1:24.847	76	11:52	108	125	16	1:54.992	25.862	149	51.518	186	37.612	198	255
3	2:42.992	43.057	105	1:06.912	138	53.023	197	159	17	1:55.586	26.466	148	51.415	183	37.705	<b>206</b>	256
4	2:09.451	28.038	137	55.736	177			247	18	1:55.756	26.594	149	51.518	182	37.644	205	255
5	2:14.927	41.648	138	53.757	181	39.522	199	256	19	1:55.050	25.896	150	51.219	184	37.935	203	255
6	2:06.078	27.127	142	54.229	183			257	20	1:54.510	25.649	148	50.996	182	37.865	199	255
7	2:24.564	52.601	135	53.250	180	38.713	200	257	21	1:54.446	25.843	148	50.794	185	37.809	206	255
8	1:57.136	26.603	144	52.116	183	38.417	203	258	22	1:54.348	<b>25.604</b>	150	51.119	186	37.625	206	257
9	1:57.448	26.280	142	52.938	183	38.230	203	255	23	1:54.520	25.800	148	51.117	186	37.603	201	256
10	1:55.460	25.773	149	51.883	185	37.804	203	258	24	<b>1:54.141</b>	25.633	148	50.751	187	37.757	206	255
11	1:54.996	26.230	150	51.010	185	37.756	204	<b>259</b>	25	1:58.794	25.626	149	55.385	186	37.783	202	255
12	1:54.215	26.011	<b>151</b>	<b>50.733</b>	<b>188</b>	<b>37.471</b>	204	258	26	1:54.397	25.611	149	51.054	187	37.732	203	256
13	1:54.965	25.756	151	51.604	186	37.605	204	258	27	1:54.665	25.760	148	51.116	187	37.789	204	257
14	1:55.992	26.569	149	51.361	181	38.062	204	257									



# DTM Hockenheim II

Hockenheimring BW, length 4574 m

04. - 06.10.2019

DTM



# DTM

## Lap Analysis race 2, 06.10.2019

DMSB-Reg.No.: 260/19

### 25 Philipp Eng , ZF BMW M4 DTM / AUT

theoretical besttime: 1:53.120

Lap	Time	S1	V1	S2	V2	S3	V3	Vmax	Lap	Time	S1	V1	S2	V2	S3	V3	Vmax
1	2:09.368	33.762	121	53.917	183	41.689	132	255	15	1:54.543	26.084	150	51.081	188	37.378	203	257
2	13:48.263	32.967	133	1:19.382	79	11:55	55	183	16	1:55.165	25.945	<b>151</b>	51.608	186	37.612	201	254
3	2:46.103	40.119	132	1:08.515	127	57.469	198	167	17	1:55.539	26.119	147	51.985	185	37.435	204	256
4	2:07.389	28.140	123	54.907	183			248	18	1:54.926	25.947	149	51.770	184	37.209	203	256
5	2:17.000	41.380	144	52.693	185			252	19	1:54.496	26.268	147	51.097	187	37.131	204	256
6	2:29.917	57.088	135	54.032	178	38.797	198	254	20	1:55.109	25.810	146	51.875	183	37.424	204	256
7	1:56.979	26.452	145	52.485	184	38.042	202	257	21	1:54.659	25.559	146	51.604	185	37.496	202	257
8	1:56.024	26.349	143	52.164	187	37.511	203	257	22	1:54.120	25.899	149	51.062	188	37.159	205	257
9	1:54.312	25.739	146	51.541	187	37.032	204	256	23	1:54.629	25.898	147	51.390	184	37.341	199	256
10	1:53.802	25.610	149	51.086	186	37.106	205	256	24	1:54.363	<b>25.528</b>	148	51.501	185	37.334	204	<b>258</b>
11	1:53.631	25.811	147	50.959	<b>188</b>	<b>36.861</b>	<b>206</b>	255	25	1:54.366	25.594	148	51.420	185	37.352	204	255
12	1:54.551	25.767	148	51.795	188	36.989	205	256	26	1:54.850	26.050	149	51.022	185	37.778	202	255
13	<b>1:53.395</b>	25.539	150	<b>50.731</b>	185	37.125	201	255	27	1:55.615	26.014	145	51.851	185	37.750	201	253
14	1:53.782	25.559	149	51.126	185	37.097	203	257									

### 27 Jonathan Aberdein , WRT Audi RS 5 DTM / RSA

theoretical besttime: 1:54.613

Lap	Time	S1	V1	S2	V2	S3	V3	Vmax	Lap	Time	S1	V1	S2	V2	S3	V3	Vmax
1	2:17.345	36.023	128	55.973	185	45.349	196	223	8	2:00.632	28.176	143	53.401	180	39.055	202	257
2	13:48.532	33.107	131	1:24.969	76	11:50	86	161	9	1:56.868	26.764	145	52.103	186	38.001	203	257
3	2:43.688	43.522	119	1:06.527	134	53.639	198	144	10	1:55.398	<b>25.806</b>	147	51.747	<b>189</b>	37.845	203	257
4	2:01.596	28.033	141	54.092	183	39.471	202	243	11	<b>1:54.808</b>	25.846	148	51.331	186	<b>37.631</b>	<b>204</b>	<b>259</b>
5	2:05.545	27.442	144	53.703	184			238	12	1:54.915	25.875	<b>149</b>	<b>51.176</b>	189	37.864	203	258
6	2:44.085	1:02.471	105	59.076	169	42.538	193	251	13	2:07.786	26.274	144	54.739	179			243
7	2:01.754	27.466	136	54.175	178	40.113	200	257	14	2:45.395	1:02.380	142	56.023	177			255

### 28 Loic Duval , MASCOT WORKWEAR Audi RS 5 DTM / FRA

theoretical besttime: 1:53.497

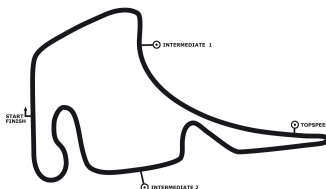
Lap	Time	S1	V1	S2	V2	S3	V3	Vmax	Lap	Time	S1	V1	S2	V2	S3	V3	Vmax
1	2:10.382	34.377	130	53.864	177	42.141	149	<b>258</b>	15	1:56.170	26.484	149	51.844	188	37.842	201	254
2	13:47.602	32.851	132	1:21.314	76	11:53	65	166	16	1:55.014	25.733	149	51.739	187	37.542	203	255
3	2:46.548	41.062	130	1:08.224	127	57.262	199	136	17	1:54.729	25.888	151	51.439	188	37.402	204	257
4	2:03.448	27.858	140	54.478	180	41.112	202	255	18	1:54.835	25.916	151	51.476	186	37.443	203	257
5	1:58.407	26.942	146	53.072	182	38.393	201	256	19	1:54.871	25.620	150	51.770	188	37.481	204	255
6	2:00.868	25.806	150	52.589	186			258	20	1:54.769	25.791	150	51.501	185	37.477	204	255
7	2:29.501	53.677	133	55.531	177	40.293	197	252	21	1:54.310	25.413	152	51.296	184	37.601	<b>205</b>	257
8	1:58.604	26.133	148	52.908	185	39.563	201	255	22	1:54.296	25.503	149	51.374	187	37.419	203	258
9	1:57.633	26.415	147	52.749	183	38.469	202	258	23	<b>1:53.901</b>	25.621	152	51.083	187	<b>37.197</b>	204	257
10	1:56.443	25.968	147	52.248	185	38.227	203	258	24	1:53.907	<b>25.223</b>	148	<b>51.077</b>	188	37.607	205	258
11	1:56.578	26.210	149	52.730	183	37.638	204	256	25	1:54.367	25.902	152	51.090	<b>189</b>	37.375	204	258
12	1:55.201	26.103	150	51.575	184	37.523	203	258	26	1:55.067	25.480	149	51.369	182	38.218	199	258
13	1:54.238	25.524	<b>153</b>	51.407	188	37.307	203	255	27	1:54.737	25.814	146	51.273	189	37.650	203	258
14	1:54.474	25.800	150	51.280	184	37.394	199	258									

# DTM Hockenheim II

Hockenheimring BW, length 4574 m

04. - 06.10.2019

DTM



DMSB-Reg.No.: 260/19

## Lap Analysis race 2, 06.10.2019

### 31 Sheldon Van der Linde , Shell BMW M4 DTM / RSA

theoretical besttime: 1:53.864

Lap	Time	S1	V1	S2	V2	S3	V3	Vmax	Lap	Time	S1	V1	S2	V2	S3	V3	Vmax
1	2:18.285	36.431	120	56.556	178	45.298	189	218	15	1:54.988	25.610	151	51.523	185	37.855	203	254
2	13:48.543	33.022	121	1:24.720	76	11:50	81	131	16	1:55.302	25.615	151	51.970	184	37.717	200	254
3	2:43.346	43.289	128	1:06.950	130	53.107	191	140	17	1:55.406	26.140	150	51.908	184	37.358	203	256
4	2:03.486	27.929	137	55.276	177	40.281	190	238	18	1:54.919	25.940	151	51.609	186	37.370	203	253
5	2:05.679	27.246	136	53.939	179			248	19	1:54.574	25.974	<b>153</b>	51.244	185	37.356	202	255
6	2:27.438	54.492	138	53.967	177	38.979	199	251	20	1:54.677	25.947	152	51.528	185	37.202	203	255
7	1:57.393	26.442	146	52.384	180	38.567	200	255	21	1:54.983	25.948	153	51.941	184	<b>37.094</b>	203	254
8	1:56.325	25.944	149	52.131	185	38.250	203	<b>258</b>	22	1:54.343	25.844	152	51.275	185	37.224	204	254
9	1:56.399	26.019	147	52.478	186	37.902	203	254	23	1:54.378	25.842	152	51.422	185	37.114	203	254
10	1:55.192	26.142	151	51.441	181	37.609	<b>204</b>	255	24	1:54.672	25.656	152	51.538	185	37.478	204	255
11	1:55.239	26.189	148	51.568	182	37.482	203	256	25	<b>1:54.075</b>	<b>25.596</b>	153	51.252	186	37.227	204	254
12	1:56.626	26.187	147	52.643	<b>187</b>	37.796	203	254	26	1:54.788	26.055	151	51.433	184	37.300	203	251
13	1:54.810	25.617	149	51.541	183	37.652	203	257	27	1:55.142	25.943	148	51.667	184	37.532	203	252
14	1:54.432	25.711	152	<b>51.174</b>	184	37.547	204	257									

### 33 René Rast , Audi Sport RS 5 DTM / DEU

theoretical besttime: 1:51.844

Lap	Time	S1	V1	S2	V2	S3	V3	Vmax	Lap	Time	S1	V1	S2	V2	S3	V3	Vmax
1	2:05.629	33.099	141	51.380	189	41.150	122	261	15	1:52.830	25.384	150	50.573	<b>192</b>	36.873	206	258
2	13:45.938	32.396	81	1:17.131	80	11:56		174	16	1:53.536	25.415	152	51.120	191	37.001	206	258
3	2:49.621	39.258	82	1:11.160	145	59.203	205	170	17	1:52.878	25.468	151	50.636	189	36.774	206	260
4	1:57.262	26.476	149	53.028	186	37.758	206	<b>262</b>	18	1:53.102	25.704	152	50.707	189	36.691	206	260
5	1:55.502	26.259	148	51.952	187	37.291	205	258	19	1:52.504	25.229	150	50.626	189	36.649	207	262
6	1:55.383	26.230	150	51.809	188	37.344	206	258	20	1:52.259	25.306	153	<b>50.255</b>	191	36.698	207	260
7	1:58.696	25.277	154	51.108	183			258	21	1:52.325	25.372	149	50.289	190	36.664	<b>208</b>	259
8	2:29.111	54.447	137	55.005	177	39.659	199	255	22	1:52.034	25.196	<b>155</b>	50.364	190	36.474	207	259
9	1:58.850	27.018	144	53.296	185	38.536	203	258	23	1:52.542	25.480	148	50.645	190	<b>36.417</b>	208	260
10	1:56.098	26.615	147	51.787	187	37.696	204	259	24	<b>1:52.032</b>	<b>25.172</b>	152	50.437	190	36.423	208	259
11	1:54.523	25.830	151	51.532	187	37.161	206	257	25	1:52.928	25.241	151	50.754	187	36.933	207	258
12	1:53.591	25.432	150	50.777	189	37.382	204	261	26	1:54.654	25.523	149	52.361	188	36.770	207	261
13	1:53.067	25.502	154	50.660	189	36.905	207	258	27	1:53.448	25.261	148	51.087	187	37.100	203	258
14	1:53.083	25.339	152	50.754	189	36.990	204	259									

### 35 Ronnie Quintarelli , MOTUL AUTECH GT-R / ITA

theoretical besttime: 1:55.723

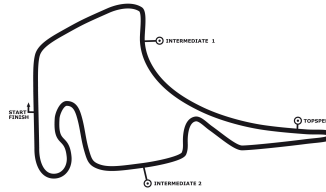
Lap	Time	S1	V1	S2	V2	S3	V3	Vmax	Lap	Time	S1	V1	S2	V2	S3	V3	Vmax
1	2:20.007	38.461	131	55.737	176	45.809	197	213	14	1:58.261	26.663	139	52.478	184	39.120	203	253
2	13:50.798	32.506	128	1:26.181	63	11:52	101	99	15	1:57.353	26.351	144	52.553	185	38.449	200	252
3	2:47.254	42.057	112	1:07.580	151			162	16	1:59.130	26.277	144	52.281	186	40.572	198	254
4	2:39.817	59.790	132	1:00.434	175	39.593	201	250	17	2:00.317	26.615	144	52.461	183	41.241	201	254
5	1:59.293	26.826	136	53.659	183	38.808	201	254	18	2:02.388	26.781	133	56.347	144	39.260	204	253
6	1:59.664	26.637	139	54.127	182	38.900	202	254	19	1:58.342	26.563	140	52.772	186	39.007	203	244
7	1:57.401	26.418	142	52.356	186	38.627	202	255	20	1:56.771	26.494	138	52.083	183	38.194	203	254
8	1:58.164	26.739	140	53.400	182	<b>38.025</b>	203	255	21	1:56.786	26.250	142	52.268	183	38.268	204	254
9	<b>1:56.255</b>	26.247	143	51.936	187	38.072	203	<b>257</b>	22	1:58.952	26.283	141	51.824	185	40.845	200	254
10	1:56.737	26.190	143	52.111	187	38.436	203	255	23	1:57.925	26.770	135	52.338	184	38.817	202	254
11	1:56.352	26.341	<b>144</b>	<b>51.709</b>	<b>189</b>	38.302	<b>204</b>	255	24	1:57.553	26.718	136	52.199	185	38.636	204	254
12	2:01.508	<b>25.989</b>	144	51.900	185			255	25	2:01.978	26.904	135	54.775	181	40.299	170	253
13	2:37.296	1:03.350	113	54.585	178	39.361	201	251	26	2:06.606	27.474	118	59.791	180	39.341	200	220

# DTM Hockenheim II

Hockenheimring BW, length 4574 m

04. - 06.10.2019

DTM



DMSB-Reg.No.: 260/19

## Lap Analysis race 2, 06.10.2019

### 47 Joel Eriksson , CATL BMW M4 DTM / SWE

theoretical besttime: 1:52.538

Lap	Time	S1	V1	S2	V2	S3	V3	Vmax	Lap	Time	S1	V1	S2	V2	S3	V3	Vmax
1	2:11.064	34.021	119	54.463	182	42.580	152	254	15	1:54.013	26.058	<b>156</b>	50.908	187	37.047	204	256
2	13:48.358	33.284	130	1:21.043	71	11:54	74	186	16	1:53.817	25.478	153	50.985	187	37.354	204	257
3	2:45.808	40.800	134	1:08.356	112	56.652	198	137	17	1:53.135	25.397	152	50.559	187	37.179	204	258
4	2:02.678	27.656	141	54.622	177	40.400	194	252	18	1:53.398	25.536	153	50.762	188	37.100	204	256
5	1:57.946	26.673	145	52.868	179	38.405	201	256	19	1:52.935	25.263	156	50.702	188	36.970	206	257
6	1:55.883	25.882	150	51.967	184	38.034	203	257	20	1:53.132	25.649	154	<b>50.368</b>	188	37.115	205	256
7	1:55.626	26.229	152	51.666	183	37.731	202	257	21	<b>1:52.765</b>	<b>25.257</b>	154	50.456	187	37.052	201	258
8	1:54.814	25.527	152	51.812	186	37.475	204	259	22	1:53.121	25.391	153	50.382	189	37.348	206	258
9	1:53.808	25.627	149	50.840	187	37.341	204	259	23	1:53.281	25.292	151	50.837	184	37.152	206	258
10	1:54.056	25.475	151	51.244	186	37.337	205	<b>260</b>	24	1:53.286	25.526	151	50.687	185	37.073	204	257
11	1:53.515	25.417	155	50.889	187	37.209	<b>206</b>	260	25	1:53.172	25.452	152	50.487	188	37.233	205	255
12	1:53.792	25.612	150	50.850	187	37.330	206	258	26	1:58.781	25.701	150	51.445	<b>190</b>			257
13	1:53.158	25.384	152	50.861	184	<b>36.913</b>	206	258	27	2:22.364	50.950	141	52.869	183	38.545	186	257
14	1:53.565	25.599	146	50.821	188	37.145	206	257									

### 51 Nico Müller , Castrol EDGE Audi RS 5 DTM / CHE

theoretical besttime: 1:52.271

Lap	Time	S1	V1	S2	V2	S3	V3	Vmax	Lap	Time	S1	V1	S2	V2	S3	V3	Vmax
1	2:04.793	31.552	149	51.303	187	41.938	133	258	15	1:53.017	25.510	<b>155</b>	50.716	189	36.791	206	258
2	3:13.923	32.679	80	1:15.328	90	1:25.916	12	182	16	1:53.283	25.483	152	50.654	187	37.146	206	257
3	13:21.978	11:11	90	1:11.375	154	59.403	202	182	17	1:53.466	25.585	150	50.914	189	36.967	206	260
4	1:56.204	26.698	144	52.016	185	37.490	204	<b>260</b>	18	1:53.172	25.681	152	50.575	188	36.916	206	257
5	1:56.178	25.876	149	52.393	186	37.909	201	257	19	1:53.758	<b>25.371</b>	151	51.404	189	36.983	206	256
6	1:59.506	25.815	150	51.515	187			257	20	1:53.031	25.513	152	50.811	189	36.707	206	257
7	2:25.592	55.030	141	52.753	184	37.809	202	253	21	1:52.656	25.625	151	<b>50.480</b>	189	36.551	207	257
8	1:56.341	25.787	150	53.035	186	37.519	206	259	22	1:52.847	25.567	150	50.645	190	36.635	206	255
9	1:54.013	25.589	149	51.339	187	37.085	206	258	23	1:53.487	25.857	151	51.091	181	36.539	207	257
10	1:53.559	25.588	149	51.086	188	36.885	207	258	24	<b>1:52.529</b>	25.439	149	50.523	188	36.567	208	257
11	1:53.033	25.579	152	50.569	<b>190</b>	36.885	206	258	25	1:52.982	25.532	151	50.681	190	36.769	207	257
12	1:52.559	25.524	153	50.615	188	<b>36.420</b>	<b>208</b>	259	26	1:52.887	25.413	152	50.621	188	36.853	208	259
13	1:52.811	25.451	152	50.635	188	36.725	208	258	27	1:54.598	25.881	152	51.114	187	37.603	204	258
14	1:52.820	25.457	153	50.539	187	36.824	206	258									

### 53 Jamie Green , Hoffmann Group Audi RS 5 DTM / GBR

theoretical besttime: 1:52.482

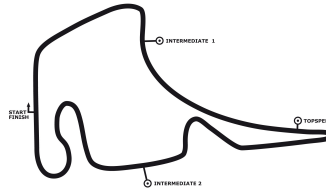
Lap	Time	S1	V1	S2	V2	S3	V3	Vmax	Lap	Time	S1	V1	S2	V2	S3	V3	Vmax
1	2:08.509	33.262	125	54.048	186	41.199	126	258	15	1:53.150	25.842	147	50.463	190	36.845	205	259
2	13:48.415	32.521	126	1:18.008	85	11:57	47	171	16	1:53.669	26.102	148	50.688	188	36.879	207	258
3	2:48.679	45.466	116	1:07.248	101	55.965	198	166	17	1:53.211	25.733	147	50.659	188	36.819	206	258
4	2:01.412	27.893	140	54.530	185	38.989	199	258	18	1:53.250	25.772	<b>154</b>	50.621	188	36.857	205	257
5	1:57.270	26.814	146	52.706	183	37.750	202	256	19	1:53.099	25.787	149	50.642	189	<b>36.670</b>	206	259
6	1:55.671	26.298	144	51.931	183	37.442	205	258	20	1:52.965	25.768	148	50.453	189	36.744	201	259
7	1:55.311	26.296	147	51.475	188	37.540	206	260	21	1:53.280	25.948	149	<b>50.356</b>	188	36.976	207	259
8	1:54.169	26.021	153	51.175	187	36.973	205	<b>261</b>	22	1:52.908	<b>25.456</b>	148	50.664	188	36.788	207	258
9	1:54.002	26.089	150	50.906	188	37.007	206	260	23	1:52.920	25.643	150	50.561	188	36.716	206	261
10	1:54.306	25.876	150	50.906	187	37.524	201	260	24	1:53.418	25.795	152	50.629	188	36.994	206	260
11	1:53.620	25.956	149	50.949	189	36.715	207	260	25	1:53.303	25.761	152	50.499	188	37.043	203	259
12	1:53.494	25.843	148	50.872	188	36.779	205	260	26	1:58.746	25.945	142	51.027	189			259
13	<b>1:52.799</b>	25.653	151	50.462	<b>190</b>	36.684	<b>208</b>	260	27	2:23.351	52.641	136	53.026	186	37.684	206	254
14	1:53.190	25.811	152	50.525	189	36.854	204	260									

# DTM Hockenheim II

Hockenheimring BW, length 4574 m

04. - 06.10.2019

DTM



DMSB-Reg.No.: 260/19

## Lap Analysis race 2, 06.10.2019

### 62 Ferdinand von Habsburg , Aston Martin Vantage DTM / AUT

theoretical besttime: 1:53.681

Lap	Time	S1	V1	S2	V2	S3	V3	Vmax	Lap	Time	S1	V1	S2	V2	S3	V3	Vmax
1	2:14.652	35.687	133	55.125	175	43.840	190	248	15	1:55.176	25.831	149	51.481	187	37.864	190	251
2	13:50.543	33.345	120	1:21.131	75	11:56	85	162	16	1:55.270	26.194	148	51.503	185	37.573	195	251
3	2:43.742	41.661	119	1:06.355	100	55.726	191	167	17	1:55.118	26.462	147	51.377	186	37.279	201	252
4	2:04.603	28.314	139	55.720	175	40.569	192	249	18	1:54.692	26.089	148	51.264	186	37.339	198	250
5	2:05.217	27.111	143	53.775	179			251	19	1:54.872	26.045	148	51.466	176	37.361	200	253
6	2:26.871	54.425	140	53.556	178	38.890	198	250	20	1:54.507	25.864	149	51.414	186	37.229	202	251
7	1:57.309	26.613	144	52.480	183	38.216	200	254	21	1:55.087	26.450	148	51.489	183	37.148	201	252
8	1:56.694	26.632	146	52.001	183	38.061	198	<b>256</b>	22	<b>1:54.226</b>	<b>25.776</b>	148	51.254	185	37.196	202	252
9	1:56.293	26.543	146	52.237	184	37.513	201	253	23	1:54.587	25.986	147	51.242	186	37.359	199	250
10	1:55.427	26.256	143	51.661	183	37.510	<b>202</b>	253	24	1:54.369	25.952	141	51.531	185	<b>36.886</b>	200	252
11	1:55.386	26.289	146	51.330	<b>188</b>	37.767	201	253	25	1:54.748	26.039	147	51.433	186	37.276	201	251
12	1:55.311	26.371	<b>149</b>	51.458	187	37.482	200	253	26	1:54.566	26.181	146	51.085	185	37.300	201	251
13	1:54.694	26.035	148	51.447	186	37.212	197	253	27	1:55.119	26.126	148	51.594	184	37.399	201	250
14	1:54.782	26.111	149	<b>51.019</b>	184	37.652	201	254									

### 76 Jake Dennis , Aston Martin Vantage DTM / GBR

theoretical besttime: 1:53.026

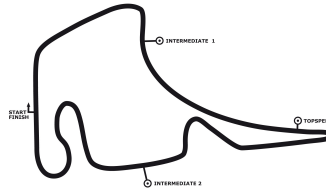
Lap	Time	S1	V1	S2	V2	S3	V3	Vmax	Lap	Time	S1	V1	S2	V2	S3	V3	Vmax
1	2:13.375	35.226	133	54.776	178	43.373	185	234	15	1:53.950	26.073	149	50.841	188	37.036	202	255
2	13:49.301	33.276	132	1:21.686	79	11:54	80	183	16	1:54.479	25.842	150	51.236	183	37.401	203	254
3	2:44.298	41.745	125	1:07.816	106	54.737	196	160	17	1:54.220	26.131	147	51.035	188	37.054	200	256
4	2:02.557	27.702	136	55.021	180	39.834	197	218	18	1:54.290	25.778	148	51.009	186	37.503	204	255
5	2:04.092	27.282	137	53.149	182			252	19	1:53.933	25.612	150	51.054	186	37.267	202	256
6	2:25.252	53.821	138	53.039	179	38.392	199	252	20	1:53.901	25.835	148	51.323	187	<b>36.743</b>	205	255
7	1:57.972	26.347	141	52.295	184	39.330	198	255	21	1:53.832	25.904	151	50.863	186	37.065	204	257
8	1:57.419	27.245	146	51.993	182	38.181	200	<b>257</b>	22	1:53.660	25.831	149	50.814	<b>190</b>	37.015	202	257
9	1:54.393	26.271	146	51.049	185	37.073	204	256	23	1:53.860	25.684	<b>153</b>	51.166	181	37.010	200	255
10	1:57.000	26.007	152	54.073	186	36.920	<b>205</b>	255	24	1:53.987	25.536	149	51.105	187	37.346	203	255
11	1:53.588	25.748	148	50.936	187	36.904	204	257	25	1:53.941	25.739	151	50.809	186	37.393	204	256
12	1:53.415	25.690	149	50.791	181	36.934	205	257	26	<b>1:53.305</b>	25.621	148	50.880	185	36.804	204	255
13	1:53.416	<b>25.530</b>	149	51.060	178	36.826	204	257	27	1:53.485	25.690	151	<b>50.753</b>	185	37.042	201	256
14	1:55.056	26.524	133	51.084	187	37.448	200	256									

### 99 Mike Rockenfeller , Akrapovic Audi RS 5 DTM / DEU

theoretical besttime: 1:51.986

Lap	Time	S1	V1	S2	V2	S3	V3	Vmax	Lap	Time	S1	V1	S2	V2	S3	V3	Vmax
1	2:06.515	32.794	133	52.434	186	41.287	123	<b>260</b>	15	1:53.152	25.591	150	50.692	189	36.869	206	257
2	13:47.537	32.304	87	1:17.310	78	11:57		161	16	1:53.603	25.484	150	50.969	189	37.150	206	257
3	2:48.042	39.021	107	1:10.274	140	58.747	200	155	17	1:53.810	25.962	152	50.820	188	37.028	206	258
4	2:00.186	26.992	143	54.267	179	38.927	202	255	18	1:54.029	25.891	151	50.922	188	37.216	205	258
5	2:02.988	26.387	141	53.225	183			255	19	1:53.663	25.982	150	50.816	187	36.865	206	257
6	2:24.171	53.753	143	52.675	187	37.743	203	256	20	1:53.348	26.258	154	50.543	188	36.547	<b>207</b>	258
7	1:55.165	25.933	153	51.580	188	37.652	204	258	21	1:52.557	25.414	154	50.594	189	36.549	206	259
8	1:54.527	25.774	153	51.375	187	37.378	203	259	22	<b>1:52.014</b>	25.285	153	<b>50.386</b>	190	<b>36.343</b>	207	257
9	1:53.996	25.540	151	51.537	189	36.919	203	258	23	1:53.094	25.420	150	50.870	189	36.804	205	256
10	1:52.864	25.285	155	50.758	188	36.821	204	259	24	1:52.576	25.315	151	50.480	190	36.781	206	257
11	1:53.759	25.800	154	50.943	189	37.016	205	259	25	1:52.688	25.302	149	50.463	189	36.923	207	258
12	1:53.185	25.876	<b>156</b>	50.694	<b>190</b>	36.615	206	260	26	1:52.530	<b>25.257</b>	152	50.625	187	36.648	206	258
13	1:52.725	25.310	152	50.718	190	36.697	206	258	27	1:53.349	25.331	148	50.751	188	37.267	206	260
14	1:52.785	25.526	151	50.668	189	36.591	206	258									

**DTM Hockenheim II**  
**Hockenheimring BW, length 4574 m**  
**04. - 06.10.2019**  
**DTM**



**DMSB**-Reg.No.: 260/19

**Best Sector Times race 2**

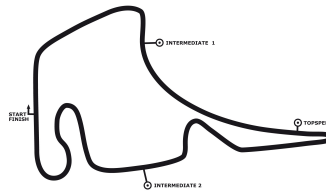
Pos.	sector 1			sector 2			sector 3			theoretical and best lap time				
	No	Driver	Time	No	Driver	Time	No	Driver	Time	No	Driver	theoretical	Best	Pos
1	16	Glock T.	25.062	16	Glock T.	50.132	99	Rockenfeller M.	36.343	16	Glock T.	1:51.697	1:52.087	
2	33	Rast R.	25.172	33	Rast R.	50.255	33	Rast R.	36.417	33	Rast R.	1:51.844	1:52.032	
3	28	Duval L.	25.223	53	Green J.	50.356	51	Müller N.	36.420	99	Rockenfeller M.	1:51.986	1:52.014	
4	4	Frijns R.	25.250	47	Eriksson J.	50.368	16	Glock T.	36.503	51	Müller N.	1:52.271	1:52.529	
5	99	Rockenfeller M.	25.257	99	Rockenfeller M.	50.386	53	Green J.	36.670	53	Green J.	1:52.482	1:52.799	
6	47	Eriksson J.	25.257	4	Frijns R.	50.478	76	Dennis J.	36.743	4	Frijns R.	1:52.510	1:52.860	
7	51	Müller N.	25.371	51	Müller N.	50.480	4	Frijns R.	36.782	47	Eriksson J.	1:52.538	1:52.765	
8	11	Wittmann M.	25.379	25	Eng P.	50.731	25	Eng P.	36.861	76	Dennis J.	1:53.026	1:53.305	
9	53	Green J.	25.456	21	Fittipaldi P.	50.733	62	von Habsburg F.	36.886	25	Eng P.	1:53.120	1:53.395	
10	25	Eng P.	25.528	76	Dennis J.	50.753	47	Eriksson J.	36.913	11	Wittmann M.	1:53.244	1:53.834	
11	76	Dennis J.	25.530	7	Spengler B.	50.778	11	Wittmann M.	37.029	28	Duval L.	1:53.497	1:53.901	
12	7	Spengler B.	25.572	11	Wittmann M.	50.836	31	Van der Linde S.	37.094	7	Spengler B.	1:53.516	1:54.091	
13	31	Van der Linde S.	25.596	62	von Habsburg F.	51.019	7	Spengler B.	37.166	62	von Habsburg F.	1:53.681	1:54.226	
14	21	Fittipaldi P.	25.604	1	Button J.	51.061	28	Duval L.	37.197	21	Fittipaldi P.	1:53.808	1:54.141	
15	62	von Habsburg F.	25.776	28	Duval L.	51.077	21	Fittipaldi P.	37.471	31	Van der Linde S.	1:53.864	1:54.075	
16	27	Aberdein J.	25.806	31	Van der Linde S.	51.174	27	Aberdein J.	37.631	27	Aberdein J.	1:54.613	1:54.808	
17	35	Quintarelli R.	25.989	27	Aberdein J.	51.176	1	Button J.	37.716	1	Button J.	1:54.847	1:55.023	
18	1	Button J.	26.070	35	Quintarelli R.	51.709	35	Quintarelli R.	38.025	35	Quintarelli R.	1:55.723	1:56.255	
19	23	Juncadella D.	00.000	23	Juncadella D.	00.000	23	Juncadella D.	00.000	23	Juncadella D.	00.000	00.000	
20	37	Cassidy N.	00.000	37	Cassidy N.	00.000	37	Cassidy N.	00.000	37	Cassidy N.	00.000	00.000	

# DTM Hockenheim II

Hockenheimring BW, length 4574 m

04. - 06.10.2019

DTM

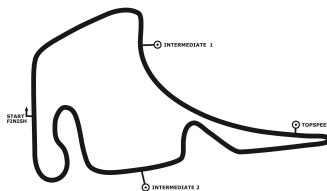


# DTM

## Topspeed race 2, 06.10.2019

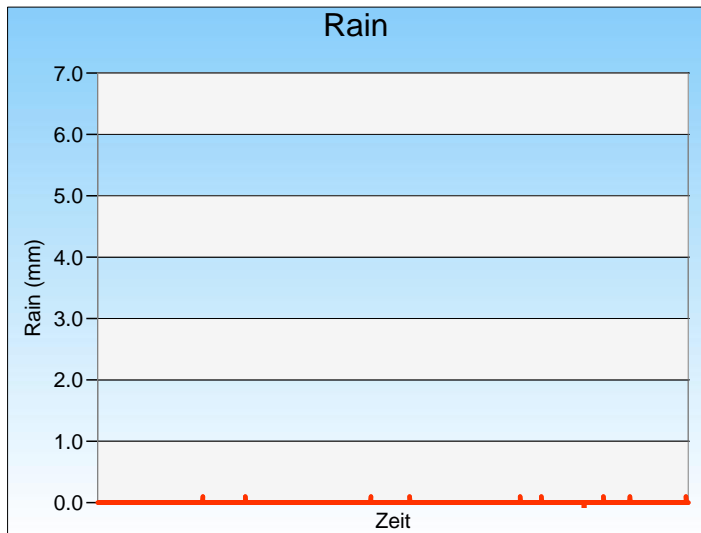
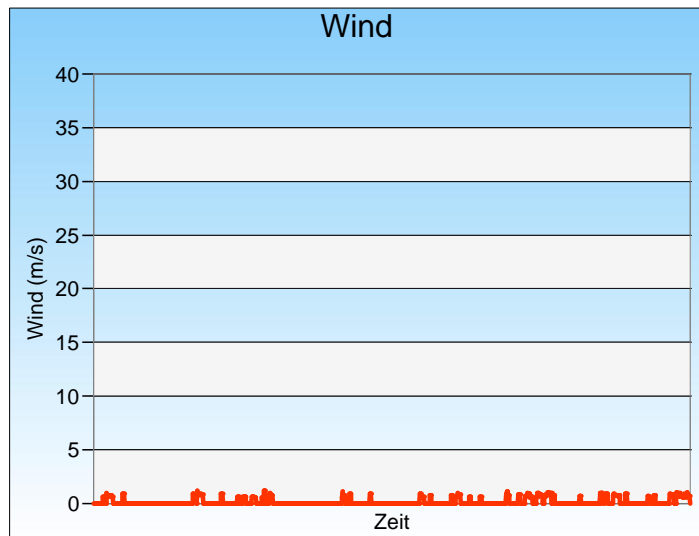
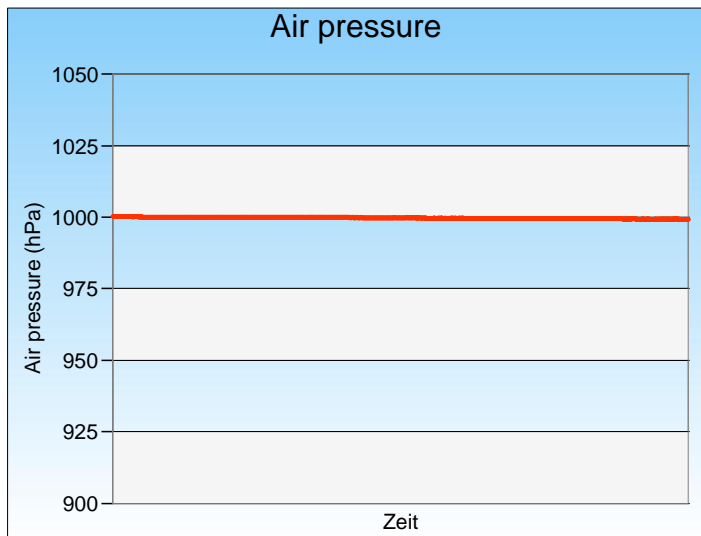
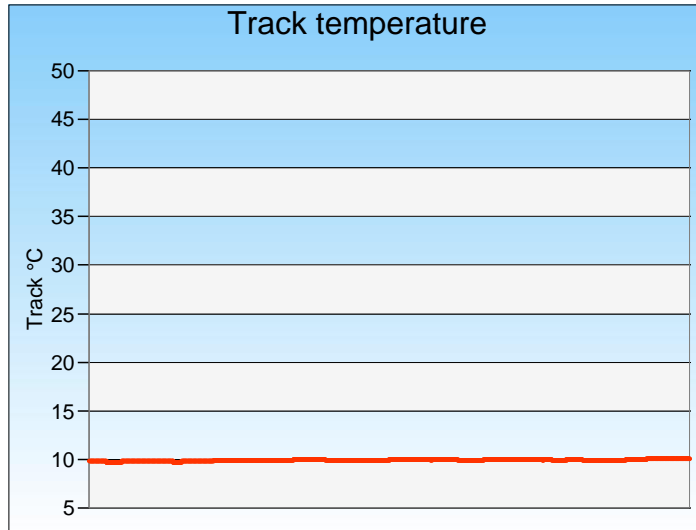
DMSB-Reg.No.: 260/19

Car No.	Driver	Make	Speed km/h
1	Jenson Button	Honda NSX-GT	262
33	René Rast	Audi Sport RS 5 DTM	262
53	Jamie Green	Hoffmann Group Audi RS 5 DTM	261
4	Robin Frijns	Aral Ultimate Audi RS 5 DTM	260
51	Nico Müller	Castrol EDGE Audi RS 5 DTM	260
99	Mike Rockenfeller	Akrapovic Audi RS 5 DTM	260
47	Joel Eriksson	CATL BMW M4 DTM	260
11	Marco Wittmann	Schaeffler BMW M4 DTM	259
21	Pietro Fittipaldi	WRT Audi RS 5 DTM	259
27	Jonathan Aberdein	WRT Audi RS 5 DTM	259
16	Timo Glock	JIVS BMW M4 DTM	258
31	Sheldon Van der Linde	Shell BMW M4 DTM	258
25	Philipp Eng	ZF BMW M4 DTM	258
28	Loic Duval	MASCOT WORKWEAR Audi RS 5 DTM	258
76	Jake Dennis	Aston Martin Vantage DTM	257
35	Ronnie Quintarelli	MOTUL AUTECH GT-R	257
7	Bruno Spengler	BMW Bank M4 DTM	257
62	Ferdinand von Habsburg	Aston Martin Vantage DTM	256
37	Nick Cassidy	LEXUS TEAM TOM'S LC500	----
23	Daniel Juncadella	Aston Martin Vantage DTM	----



## Weather race 2

06.10.2019, 13:30:00 - 14:19:00



Weather:





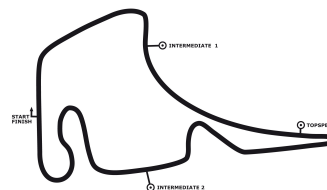
# DTM Hockenheim II

Hockenheimring BW, length 4574 m

04. - 06.10.2019

DTM

## Drivers Championship 2019



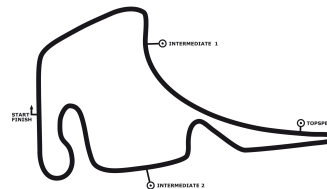
DMSB-Reg.No.: 260/19

POS	NAME / NATION	SUM	Hockenheim I 1	Hockenheim I 2	Zolder (B) 1	Zolder (B) 2	Misano (I) 1	Misano (I) 2	Norising 1	Norising 2	Assen (NL) 1	Assen (NL) 2	Brands Hatch (GB) 1	Brands Hatch (GB) 2	Lausitzring 1	Lausitzring 2	Nürburgring 1	Nürburgring 2	Hockenheim II 1	Hockenheim II 2
1	René Rast / DEU	322	(16.)	25 (1.)	+2	25 + 2 (1.)	18 + 3 (2.)	15 + 3 (3.)	25 + 1 (1.)	6 + 3 (7.)	15 + 2 (3.)	10 + 3 (5.)	18 + 2 (2.)	25 + 3 (1.)	+3	25 (1.)	25 + 3 (1.)	15 + 2 (3.)	25 + 3 (1.)	15 (3.)
2	Nico Müller / CHE	250	4 (8.)	18 (2.)	15 (3.)	4 (8.)	10 (5.)	25 (1.)	18 + 3 (2.)	4 + 2 (8.)	18 (2.)	15 (3.)	15 (3.)	18 (2.)	25 + 1 (1.)	18 + 1 (2.)	+1 (15.)	8 (6.)	25 + 2 (15.)	25 + 2 (1.)
3	Marco Wittmann / DEU	202	25 + 3 (1.)	4 + 2 (8.)	6 + 3 (7.)	(13.)	25 (1.)		4 (8.)	(16.)	25 + 3 (1.)	18 (2.)	25 + 3 (1.)	1 (10.)	12 (4.)	8 (6.)	15 (3.)		18 + 2 (2.)	(12.)
4	Mike Rockenfeller / DEU	182	18 + 2 (2.)		10 (5.)	12 (4.)	8 (6.)	1 (10.)		15 (3.)	2 (9.)	25 + 1 (1.)	6 (7.)	8 (6.)	15 (3.)	15 (3.)		6 + 1 (7.)	15 + 1 (3.)	18 + 3 (2.)
5	Robin Frijns / NLD	157	15 (3.)	15 + 1 (3.)	(12.)			12 + 2 (4.)		12 (4.)		8 (6.)	12 (4.)	15 + 1 (3.)	18 (2.)	10 (5.)		18 (2.)	12 (4.)	6 (7.)
6	Philipp Eng / AUT	144	(14.)	12 + 3 (4.)	25 (1.)	18 + 1 (2.)	6 (7.)	18 (2.)	6 (7.)	10 (5.)	12 (4.)	(13.)	8 (6.)	10 (5.)	10 (5.)	1 (10.)		4 (8.)		(14.)
7	Loic Duval / FRA	134	10 (5.)		12 (4.)	(11.)	15 + 1 (3.)	(11.)	12 (4.)	8 + 1 (6.)	4 + 1 (8.)	(11.)	10 + 1 (5.)	12 + 2 (4.)	8 (6.)	4 (8.)	10 (5.)	12 (4.)	10 (5.)	1 (10.)
8	Jamie Green / GBR	115	(12.)	2 (9.)	8 (6.)	15 (3.)				18 (11.)	6 (2.)	2 (9.)	(11.)	(15.)	1 + 2 (10.)	12 + 3 (4.)	8 (6.)	25 + 3 (1.)		10 (5.)
9	Bruno Spengler / CAN	106	6 (7.)	10 (5.)	1 + 1 (10.)	6 (7.)	12 (4.)	4 (8.)	10 + 2 (5.)	25 (1.)	(15.)		(12.)		2 (9.)		18 + 2 (2.)	1 (10.)	4 (8.)	2 (9.)
10	Jonathan Aberdein / RSA	67	(15.)	(14.)		(12.)	4 + 2 (8.)	6 + 1 (7.)			8 (6.)	12 + 2 (4.)	2 (9.)	(13.)		6 + 2 (7.)	12 (4.)	10 (5.)		
11	Joel Eriksson / SWE	61	(13.)	1 (10.)	18 (2.)	1 (10.)		8 (6.)	15 (3.)		(13.)				4 (8.)		4 (8.)		2 (9.)	8 (6.)

NON-CONSIDERATION OF THE FOUR HIGHEST CLASSIFIED CARS OF BMW FOR THE MAKE CLASSIFICATION (DECISION 31)



**DTM Hockenheim II**  
Hockenheimring BW, length 4574 m  
04. - 06.10.2019  
DTM



DMSB-Reg.No.: 260/19

**Drivers Championship 2019**

POS	NAME / NATION	SUM	Hockenheim I 1	Hockenheim I 2	Zolder (B) 1	Zolder (B) 2	Misano (I) 1	Misano (I) 2	Norising 1	Norising 2	Assen (NL) 1	Assen (NL) 2	Brands Hatch (GB) 1	Brands Hatch (GB) 2	Lausitzring 1	Lausitzring 2	Nürburgring 1	Nürburgring 2	Hockenheim II 1	Hockenheim II 2
12	Timo Glock / DEU	58	12 (4.)	8 (6.)	(13.)	(14.)	1 (10.)			2 (9.)	10 (5.)	(14.)	(13.)	(12.)		(15.)	2 (9.)	2 (9.)	8 (6.)	12 + 1 (4.)
13	Sheldon Van der Linde / RSA	42	8 (6.)	(13.)	(11.)	10 + 3 (5.)	2 (9.)	2 (9.)			1 (10.)	(15.)	4 (8.)	6 (7.)	(16.)	(11.)	6 (7.)	(16.)	(14.)	(13.)
14	Daniel Juncadella / ESP	23	2 (9.)	(16.)			(12.)	(14.)	8 (6.)	1 (10.)		6 (7.)	1 (10.)	4 (8.)	(12.)	(12.)	1 (10.)	(12.)		
15	Pietro Fittipaldi / BRA	22	1 (10.)	(15.)	(14.)	2 (9.)	10 (5.)			(15.)	(11.)	(10.)		(16.)	6 (7.)	2 (9.)	(14.)	(13.)	(13.)	(15.)
16	Paul Di Resta / GBR	21	+ 1	6 (7.)	4 (8.)		(15.)		(12.)		(14.)	4 (8.)	(14.)	(14.)	(13.)				6 (7.)	
17	Jake Dennis / GBR	17	(11.)	(11.)		8 (6.)	(14.)	(13.)	2 (9.)	(12.)	(12.)			2 (9.)	(11.)			(14.)	1 (10.)	4 (8.)
18	Ferdinand von Habsburg / AUT	3		(12.)	2 (9.)		(13.)	(12.)	1 (10.)	(11.)	(13.)	(12.)	(15.)	(11.)	(15.)		(11.)	(15.)		(11.)

**NON-CONSIDERATION OF THE FOUR HIGHEST CLASSIFIED CARS OF BMW FOR THE MAKE CLASSIFICATION (DECISION 31)**

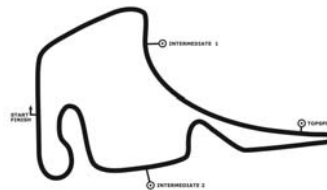
# DTM Hockenheim II

Hockenheimring BW, length 4574 m

04. - 06.10.2019

DTM

Team Championship 2019



# DTM

DMSB-Reg.No.: 260/19

POS	TEAM	SUM	Hockenheim I 1	Hockenheim I 2	Zolder (B) 1	Zolder (B) 2	Misano (I) 1	Misano (I) 2	Norring 1	Norring 2	Assen (NL) 1	Assen (NL) 2	Brands Hatch (GB) 1	Brands Hatch (GB) 2	Lausitzring 1	Lausitzring 2	Nürburgring 1	Nürburgring 2	Hockenheim II 1	Hockenheim II 2
1	Audi Sport Team Rosberg	447		27	10	42	21	28	26	27	23	15	20	28	6	40	36	45	28	25
2	Audi Sport Team Abt Sportsline	407	19	34	15	4	10	39	21	18	18	23	27	34	44	29	1	26	12	33
3	Audi Sport Team Phoenix	316	30		22	12	24	1	12	24	7	26	17	22	23	19	10	19	26	22
4	BMW Team RMG	308	34	16	11	6	37	4	16	25	28	18	28	1	14	8	35	1	24	2
5	BMW Team RMR	202	12	23	25	19	7	18	6	12	22		8	10	10	1	2	6	8	13
6	BMW Team RBM	103	8	1	18	14	2	10	15		1		4	6	4		10		2	8
7	WRT Team Audi Sport	79	1			2	6	7			8	15	2		6	10	12	10		
8	R-Motorsport 1	38	1	6	4	8			2			4		2					7	4
9	R-Motorsport 2	26	2		2				9	1		6	1	4			1			

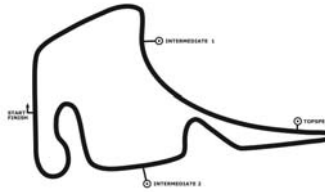
# DTM Hockenheim II

Hockenheimring BW, length 4574 m

04. - 06.10.2019

DTM

Brand Championship 2019



# DTM

**DMSB** -Reg.No.: 260/19

POS	NAME / NATION	SUM	Hockenheim I 1	Hockenheim I 2	Zolder (B) 1	Zolder (B) 2	Misano (I) 1	Misano (I) 2	Norising 1	Norising 2	Assen (NL) 1	Assen (NL) 2	Brands Hatch (GB) 1	Brands Hatch (GB) 2	Lausitzring 1	Lausitzring 2	Nürburgring 1	Nürburgring 2	Hockenheim II 1	Hockenheim II 2	
1	AUDI	1132	49	61	47	58	57	68	59	59	50	68	58	76	72	76	59	76	66	73	
2	BMW	550	54	39	54	39	45	32	37	37	51	18	3	17	28	9	45	7	34	1	
3	Aston Martin	49	3	6	6				11	1		10	1	6			1			4	

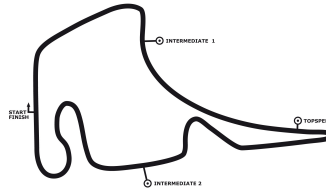
**NON-CONSIDERATION OF THE FOUR HIGHEST CLASSIFIED CARS OF BMW FOR THE MAKE CLASSIFICATION (DECISION 31)**

# DTM Hockenheim II

Hockenheimring BW, length 4574 m

04. - 06.10.2019

DTM



# DTM

DMSB-Reg.No.: 260/19

## Fastest Lap in race 2, 06.10.2019

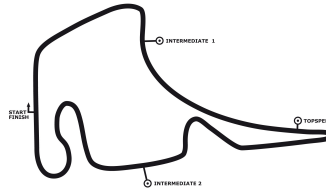
RG.	No.	Driver	Entrant	Time	IN.	DIFF	INT	KM/H	at
1	99	Rockenfeller M (DEU)	Audi Sport Team Phoenix	1:52.014	22		00.018	147.003	14:33:37
2	33	Rast R (DEU)	Audi Sport Team Rosberg	1:52.032	24	00.018	00.055	146.979	14:37:25
3	16	Glock T (DEU)	BMW Team RMR	1:52.087	21	00.073	00.442	146.907	14:31:51
4	51	Müller N (CHE)	Audi Sport Team Abt Sportsline	1:52.529	24	00.515	00.236	146.330	14:37:17
5	47	Eriksson J (SWE)	BMW Team RBM	1:52.765	21	00.751	00.034	146.024	14:31:20
6	53	Green J (GBR)	Audi Sport Team Rosberg	1:52.799	13	00.785	00.061	145.980	14:16:10
7	4	Frijns R (NLD)	Audi Sport Team Abt Sportsline	<u>1:52.860</u>	22	00.846	00.445	145.901	14:33:50
8	76	Dennis J (GBR)	R-Motorsport 1	1:53.305	26	01.291	00.090	145.328	14:41:41
9	25	Eng P (AUT)	BMW Team RMR	1:53.395	13	01.381	00.439	145.213	14:17:13
10	11	Wittmann M (DEU)	BMW Team RMG	1:53.834	11	01.820	00.067	144.653	14:13:21
11	28	Duval L (FRA)	Audi Sport Team Phoenix	<u>1:53.901</u>	23	01.887	00.174	144.568	14:36:15
12	31	Van der Linde S (RSA)	BMW Team RBM	1:54.075	25	02.061	00.016	144.347	14:40:08
13	7	Spengler B (CAN)	BMW Team RMG	1:54.091	20	02.077	00.050	144.327	14:30:27
14	21	Fittipaldi P (BRA)	WRT Team Audi Sport	1:54.141	24	02.127	00.085	144.264	14:38:40
15	62	von Habsburg F (AUT)	R-Motorsport 2	1:54.226	22	02.212	00.582	144.156	14:34:23
16	27	Aberdein J (RSA)	WRT Team Audi Sport	<u>1:54.808</u>	11	02.794	00.215	143.426	14:13:43
17	1	Button J (JPN)	Team Kunimitsu	<u>1:55.023</u>	20	03.009	01.232	143.157	14:31:10
18	35	Quintarelli R (ITA)	Nismo	1:56.255	9	04.241		141.640	14:09:41

# DTM Hockenheim II

Hockenheimring BW, length 4574 m

04. - 06.10.2019

DTM



# DTM

## Stint Analysis race 2, 06.10.2019

DMSB-Reg.No.: 260/19

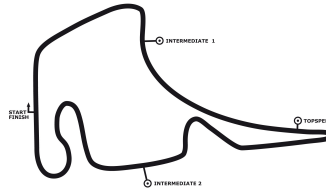
POS	NO	DRIVER	STINT 1			STINT 2			STINT 3			STINT 4		
			LAPS	TIME	KM/H	LAPS	TIME	KM/H	LAPS	TIME	KM/H	LAPS	TIME	KM/H
1.	51	Müller Nico	6	24:32.582	67.092	21	40:12.441	143.338						
2.	99	Rockenfeller Mike	5	22:45.268	60.305	22	42:03.590	143.550						
3.	33	Rast René	7	26:28.031	72.583	20	38:25.395	142.851						
4.	16	Glock Timo	5	22:47.415	60.210	22	42:09.457	143.217						
5.	53	Green Jamie	26	1:02:34.76	114.022									
6.	47	Eriksson Joel	26	1:02:38.90	113.897									
7.	4	Frijns Robin	5	22:51.887	60.014	22	42:15.308	142.886						
8.	76	Dennis Jake	5	22:53.623	59.938	22	42:28.354	142.155						
9.	7	Spengler Bruno	13	38:18.192	93.144	14	27:18.150	140.726						
10.	28	Duval Loic	6	24:47.255	66.430	21	40:53.645	140.931						
11.	62	von Habsburg Ferdinand	5	22:58.757	59.715	22	42:45.104	141.227						
12.	11	Wittmann Marco	5	22:46.477	60.251	20	38:29.581	142.592						
13.	31	Van der Linde Sheldon	5	22:59.339	59.689	22	42:46.101	141.172						
14.	25	Eng Philipp	4	20:51.123	52.645	22	42:38.773	141.576						
15.	21	Fittipaldi Pietro	4	21:01.255	52.222	21	40:52.814	140.979						
16.	1	Button Jenson	4	21:02.653	52.164	23	45:37.613	138.342						
17.	35	Quintarelli Ronnie	3	18:58.059	43.407	9	18:25.191	134.092	14	28:29.658	134.840			
18.	27	Aberdein Jonathan	5	22:56.706	59.804	8	16:36.246	132.228						
19.	23	Juncadella Daniel												
20.	37	Cassidy Nick												

# DTM Hockenheim II

Hockenheimring BW, length 4574 m

04. - 06.10.2019

DTM



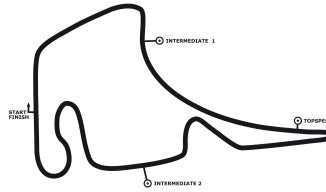
# DTM

DMSB-Reg.No.: 260/19

## Pitstop (Chronology) race 2, 06.10.2019

Car	Driver	Entrant	at Lap	Time	duration	Sum
35	Quintarelli Ronnie	Nismo	3	13:57:06	38.899	38.899
1	Button Jenson	Team Kunimitsu	4	13:59:11	35.251	35.251
99	Rockenfeller Mike	Audi Sport Team Phoenix	5	14:00:54	34.545	34.545
11	Wittmann Marco	BMW Team RMG	5	14:00:55	33.935	33.935
16	Glock Timo	BMW Team RMR	5	14:00:56	34.932	34.932
4	Frijns Robin	Audi Sport Team Abt Sportsline	5	14:01:00	35.099	35.099
76	Dennis Jake	R-Motorsport 1	5	14:01:02	33.900	33.900
62	von Habsburg Ferdinand	R-Motorsport 2	5	14:01:07	34.322	34.322
31	Van der Linde Sheldon	BMW Team RBM	5	14:01:08	34.719	34.719
27	Aberdein Jonathan	WRT Team Audi Sport	5	14:01:05	39.758	39.758
25	Eng Philipp	BMW Team RMR	5	14:01:17	36.541	36.541
51	Müller Nico	Audi Sport Team Abt Sportsline	6	14:02:41	34.958	34.958
28	Duval Loic	Audi Sport Team Phoenix	6	14:02:56	33.011	33.011
21	Fittipaldi Pietro	WRT Team Audi Sport	6	14:03:31	32.729	32.729
33	Rast René	Audi Sport Team Rosberg	7	14:04:37	32.859	32.859
35	Quintarelli Ronnie	Nismo	12	14:15:32	41.200	1:20.099
7	Spengler Bruno	BMW Team RMG	13	14:16:27	33.521	33.521
27	Aberdein Jonathan	WRT Team Audi Sport	13	14:17:42	41.988	1:21.746
53	Green Jamie	Audi Sport Team Rosberg	26	14:40:43	33.342	33.342
47	Eriksson Joel	BMW Team RBM	26	14:40:47	31.694	31.694

**DTM Hockenheim II**  
**Hockenheimring BW, length 4574 m**  
**04. - 06.10.2019**  
**DTM**



**Pitstops race 2, 06.10.2019**

**DMSB**-Reg.No.: 260/19

Pos	Car	Driver	Entrant	at Lap	Time	Duration
1	47	Eriksson Joel	BMW Team RBM	26	14:40:47	31.694
2	21	Fittipaldi Pietro	WRT Team Audi Sport	6	14:03:31	32.729
3	33	Rast René	Audi Sport Team Rosberg	7	14:04:37	32.859
4	28	Duval Loic	Audi Sport Team Phoenix	6	14:02:56	33.011
5	53	Green Jamie	Audi Sport Team Rosberg	26	14:40:43	33.342
6	7	Spengler Bruno	BMW Team RMG	13	14:16:27	33.521
7	76	Dennis Jake	R-Motorsport 1	5	14:01:02	33.900
8	11	Wittmann Marco	BMW Team RMG	5	14:00:55	33.935
9	62	von Habsburg Ferdinand	R-Motorsport 2	5	14:01:07	34.322
10	99	Rockenfeller Mike	Audi Sport Team Phoenix	5	14:00:54	34.545
11	31	Van der Linde Sheldon	BMW Team RBM	5	14:01:08	34.719
12	16	Glock Timo	BMW Team RMR	5	14:00:56	34.932
13	51	Müller Nico	Audi Sport Team Abt Sportsline	6	14:02:41	34.958
14	4	Frijns Robin	Audi Sport Team Abt Sportsline	5	14:01:00	35.099
15	1	Button Jenson	Team Kunimitsu	4	13:59:11	35.251
16	25	Eng Philipp	BMW Team RMR	5	14:01:17	36.541
17	35	Quintarelli Ronnie	Nismo	3	13:57:06	38.899
18	27	Aberdein Jonathan	WRT Team Audi Sport	5	14:01:05	39.758

# DTM Hockenheim II

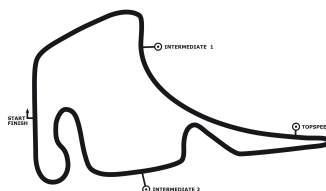
Hockenheimring BW, length 4574 m

04. - 06.10.2019

DTM

Starting grid race 2

green flag lap at time: 13:30:00

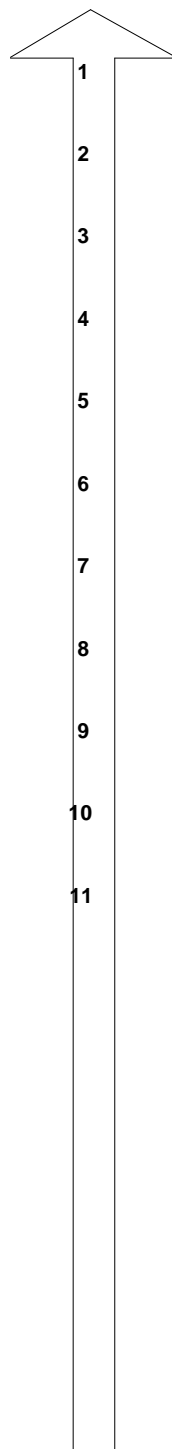


# DTM

DMSB-Reg.No.: 260/19

A M E N D E D

51	<b>Nico Müller</b> Castrol EDGE Audi RS 5 DTM	1:50.813
53	<b>Jamie Green</b> Hoffmann Group Audi RS 5 DTM	1:51.391
11	<b>Marco Wittmann</b> Schaeffler BMW M4 DTM	1:51.788
25	<b>Philipp Eng</b> ZF BMW M4 DTM	1:51.807
4	<b>Robin Frijns</b> Aral Ultimate Audi RS 5 DTM	1:51.990
76	<b>Jake Dennis</b> Aston Martin Vantage DTM	1:52.242
27	<b>Jonathan Aberdein</b> WRT Audi RS 5 DTM	1:52.483
31	<b>Sheldon Van der Linde</b> Shell BMW M4 DTM	1:52.511
3	<b>Paul Di Resta</b> Aston Martin Vantage DTM	1:52.534
1	<b>Jenson Button</b> Honda NSX-GT	1:52.787
21	<b>Pietro Fittipaldi</b> WRT Audi RS 5 DTM	



16	<b>Timo Glock</b> JIVS BMW M4 DTM	1:51.260
47	<b>Joel Eriksson</b> CATL BMW M4 DTM	1:51.489
99	<b>Mike Rockenfeller</b> Akrapovic Audi RS 5 DTM	1:50.800
33	<b>René Rast</b> Audi Sport RS 5 DTM	1:51.873
28	<b>Loic Duval</b> MASCOT WORKWEAR Audi RS 5 DTM	1:51.994
62	<b>Ferdinand von Habsburg</b> Aston Martin Vantage DTM	1:52.374
7	<b>Bruno Spengler</b> BMW Bank M4 DTM	1:52.491
37	<b>Nick Cassidy</b> LEXUS TEAM TOM'S LC500	1:52.527
23	<b>Daniel Juncadella</b> Aston Martin Vantage DTM	1:52.652
35	<b>Ronnie Quintarelli</b> MOTUL AUTECH GT-R	1:53.875

**CAR # 99 - DROP OF 5 GRID POSITIONS (DECISION 22)**

**CAR # 21 - ALLOWED TO START FROM THE BACK OF THE GRID (DECISION 32)**