



ADAC GT Masters

Result List Qualifying 1

Provisional



Sachsenring, Length: 3645m
 Air temperature: 15.81°C
 Track temperature: 17.54°C
 Weather condition: Wet

DMSB Reg. Nr.: DMSB 255/19

Saturday, September 28, 2019 8:35:00

started : 27 classified : 27 not classified : 0

	Drivers	Team	Car	Lap	Best Time	Gap	Diff	Kph	Day Time
1	47 I.Dontje(NLD)/M.Götz(DEU)	MANN-FILTER Team HTP(DEU)	Mercedes-AMG GT3	7	1:20.691			162.6	9:05:52
2	8 D.Marschall(DEU)(J)/C.Schreiner(DEU)(J)	HCB-Rutronik-Racing	Audi R8 LMS GT3	7	1:20.715	0.024	0.024	162.5	9:05:39
3	36 M.Dienst(DEU)(J)/A.Read(AUS)(J)	Schütz Motorsport(DEU)	Mercedes-AMG GT3	10	1:20.883	0.192	0.168	162.2	9:06:08
4	13 D.Jahn(DEU)/S.Barth(DEU)(T)	RWT Racing(AUT)	Corvette C7 GT3-R	10	1:21.056	0.365	0.173	161.8	9:06:00
5	21 J.Eriksson(SWE)/D.Keilwitz(DEU)	TeamZAKSPEEDBKKMobilOilRacing	Mercedes-AMG GT3	10	1:21.139	0.448	0.083	161.7	9:05:00
6	29 M.Hofer(AUT)(J)/C.Mies(DEU)	MontaplastbyLand-Motorsport(DEU)	Audi R8 LMS GT3	6	1:21.382	0.691	0.243	161.2	9:04:54
7	63 C.Engelhart(DEU)/M.Bortolotti(ITA)	ORANGE1 by GRT Grasser(AUT)	LamborghiniHuracanGT3E	12	1:21.433	0.742	0.051	161.1	9:06:20
8	20 M.Wishofer(AUT)(J)/K.Snoeks(NLD)	TeamZAKSPEEDBKKMobilOilRacing	Mercedes-AMG GT3	10	1:21.486	0.795	0.053	161.0	9:05:37
9	1 T.Preining(AUT)/R.Renauer(DEU)	Precote Herberth Motorsport(DEU)	Porsche 911 GT3 R	5	1:21.499	0.808	0.013	161.0	9:03:42
10	24 M.Ortmann(DEU)(J)/M.Winkelhock(DEU)	BWT Mücke Motorsport(DEU)	Audi R8 LMS GT3	8	1:21.540	0.849	0.041	160.9	9:05:42
11	28 R.Feller(CHE)(J)/F.Vervisch(BEL)	MontaplastbyLand-Motorsport(DEU)	Audi R8 LMS GT3	7	1:21.549	0.858	0.009	160.9	9:05:38
12	26 N.Rogivue(CHE)(J)/S.Mücke(DEU)	BWT Mücke Motorsport(DEU)	Audi R8 LMS GT3	7	1:21.761	1.070	0.212	160.4	9:05:22
13	7 L.Ludwig(DEU)/S.Asch(DEU)	HB Racing(AUT)	Ferrari 488 GT3	6	1:22.020	1.329	0.259	159.9	9:05:12
14	31 P.Niederhauser(CHE)/K.van der Linde(ZAF)	HCB-Rutronik-Racing	Audi R8 LMS GT3	7	1:22.072	1.381	0.052	159.8	9:06:03
15	14 N.Sylvest(DNK)(J)/J.Klingmann(DEU)	MRS GT-Racing(DEU)	BMW M6 GT3	9	1:22.113	1.422	0.041	159.8	9:05:58
16	48 P.Ellis(GBR)/F.Vettel(DEU)(J)	MANN-FILTER Team HTP(DEU)	Mercedes-AMG GT3	7	1:22.138	1.447	0.025	159.7	9:05:55
17	33 F.Salaquarda(CZE)/F.Stippler(DEU)	Team ISR(CZE)	Audi R8 LMS GT3	7	1:22.159	1.468	0.021	159.7	9:05:50
18	17 T.Bernhard(DEU)/K.Bachler(AUT)	KÜS TEAM75 Bernhard(DEU)	Porsche 911 GT3 R	8	1:22.448	1.757	0.289	159.1	9:03:53
19	71 W.Tregurtha(GBR)(J)/M.Paul(DEU)(J)	T3 Motorsport	Audi R8 LMS GT3	8	1:22.659	1.968	0.211	158.7	9:06:14
20	3 M.Pommer(DEU)/M.Hackländer(DEU)	Aust Motorsport(DEU)	Audi R8 LMS GT3	7	1:22.735	2.044	0.076	158.6	9:05:33
21	4 R.Lips(CHE)(T)/S.Tribaudini(FRA)(T)	Aust Motorsport(DEU)	Audi R8 LMS GT3	11	1:22.826	2.135	0.091	158.4	9:05:34
22	25 S.Palette(FRA)/J.Schmidt(CHE)(J)	BWT Mücke Motorsport(DEU)	Audi R8 LMS GT3	10	1:22.935	2.244	0.109	158.2	9:03:48
23	69 L.Luhr(DEU)/M.Holzer(DEU)	Iron Force Racing	Porsche 911 GT3 R	6	1:23.623	2.932	0.688	156.9	9:05:28
24	82 R.Ineichen(CHE)(T)/F.Perera(FRA)	ORANGE1 by GRT Grasser(AUT)	LamborghiniHuracanGT3E	10	1:23.669	2.978	0.046	156.8	9:03:47
25	11 E.Erhart(DEU)/P.Kaffer(DEU)	EFP Car Collection by TECE	Audi R8 LMS GT3	9	1:24.124	3.433	0.455	155.9	9:04:27
26	12 F.Spengler(DEU)/C.Jöns(DEU)	EFP Car Collection by TECE	Audi R8 LMS GT3	7	1:24.225	3.534	0.101	155.7	9:02:03
27	18 A.de Leener(BEL)/M.Cairolì(ITA)	KÜS TEAM75 Bernhard(DEU)	Porsche 911 GT3 R	3	1:26.499	5.808	2.274	151.7	9:01:55

Subject to final scrutineering!

Publication time:	Clerk of the Course: Marcel Putsche	Timekeeper: Daniel Schulze
-------------------	-------------------------------------	----------------------------

Timing: SWISSTIMING

ver: 1.0

www.adac.de/motorsport

Page 1 / 1 printed: 28.9.2019 9:08

ADAC Vorteilswelt

Audi Sport

motorsport

CAMP DAVID

DEKRA

Elbro

Herrenausstatter.de

KÄRCHER

Kfzteile24

KÜHNE+NAGEL

PIRELLI

postcon

RR RACING

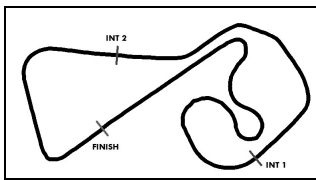
RAVENOL

Sport Bild

TWIN BUSCH

DMSB

2019 INTERNATIONAL SERIES



ADAC GT Masters

Sector List Qualifying 1

Provisional



Sachsenring, Length: 3645m

Air temperature: 15.81°C

Track temperature: 17.54°C

Weather condition: Wet

DMSB Reg. Nr.: DMSB 255/19

Saturday, September 28, 2019 8:35:00

Lap	Time	SE1	SP1	SE2	SP2	SE3	SP3	TSP	Lap	Time	SE1	SP1	SE2	SP2	SE3	SP3	TSP
1	Preining, AUT / Renauer, DEU								theoretical besttime: 1:21.252								
1	22:52.268	22:03.636		23.427		25.205	164		4	1:28.640	42.677		17.802		28.161	173	219
2	1:35.445	46.551		21.818		27.076	170	178	5	1:21.499	41.758		18.016		21.725	169	219
3	1:23.320	42.924		18.173		22.223	169	219	6	1:37.113	41.725		29.390		25.998	58	219

3	Pommer, DEU / Hackländer, DEU								theoretical besttime: 1:22.735								
1	16:52.703	15:44.979		29.006		38.718	42		5	1:25.506	43.542		18.824		23.140	166	216
2	6:30.079	5:43.082		21.954		25.043	162		6	1:24.000	42.903		18.550		22.547	169	215
3	1:30.991	46.963		20.350		23.678	164	213	7	1:22.735	42.352		18.235		22.148	168	216
4	1:26.873	44.877		19.292		22.704	168	215									

4	Lips, CHE / Tribaudini, FRA								theoretical besttime: 1:22.826								
1	11:05.091	10:09.894		26.626		28.571	153		7	1:31.688	46.926		20.011		24.751	162	213
2	1:42.374	53.867		22.665		25.842	160	146	8	1:28.095	45.151		19.416		23.528	166	214
3	1:40.781	52.731		22.106		25.944	158	171	9	1:27.197	44.327		18.884		23.986	165	216
4	1:35.676	48.876		21.611		25.189	163	212	10	1:24.494	43.389		18.672		22.433	170	216
5	1:40.331	49.730		21.650		28.951	59	213	11	1:22.826	42.351		18.354		22.121	171	218
6	5:35.339	4:48.265		21.192		25.882	160										

7	Ludwig, DEU / Asch, DEU								theoretical besttime: 1:21.801								
1	23:05.086	22:12.705		22.356		30.025	157		4	1:23.122	42.657		18.463		22.002	169	220
2	1:33.289	46.406		19.772		27.111	170	214	5	1:22.514	41.958					173	219
3	1:25.328	43.592		18.598		23.138	169	219	6	1:22.020	41.802		17.997		22.221	169	222

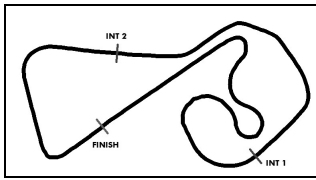
8	Marschall, DEU / Schreiner, DEU								theoretical besttime: 1:20.715								
1	21:37.269	20:40.430		26.415		30.424	140		5	1:26.162	42.910		18.248		25.004	163	220
2	1:43.190	51.779		24.019		27.392	146	191	6	1:22.315	41.844		17.854		22.617	162	221
3	1:35.661	48.011		21.304		26.346	157	195	7	1:20.715	41.440		17.518		21.757	166	222
4	1:33.423	45.675		18.961		28.787	159	215									

11	Erhart, DEU / Kaffer, DEU								theoretical besttime: 1:23.231								
1	17:17.330	16:21.845		27.316		28.169	157		6	1:25.838	44.065		19.084		22.689	170	217
2	1:42.688	53.203		23.538		25.947	162	192	7	1:25.485	43.783		19.295		22.407	165	218
3	1:34.933	49.605		21.029		24.299	164	214	8	1:24.538	43.112		18.581		22.845	166	218
4	1:30.894	46.843		20.379		23.672	160	216	9	1:24.124	43.016		18.878		22.230	170	217
5	1:40.448	45.580		26.641		28.227	166	215	10	1:24.829	42.820		18.181		23.828	140	219

12	Spengler, DEU / Jöns, DEU								theoretical besttime: 1:23.424								
1	17:51.692	16:55.514		27.741		28.437	151		6	1:33.489	48.810		19.960		24.719	159	217
2	1:39.579	51.967		22.304		25.308	156	212	7	1:24.225	42.980		18.710		22.535	168	218
3	1:30.106	46.543		19.692		23.871	158	214	8	1:30.944	45.762		19.317		25.865	163	218
4	1:37.115	48.053		22.084		26.978	159	213	9	1:29.246	42.411		18.478		28.357	81	219
5	1:26.139	44.439		18.917		22.783	151	216									

13	Jahn, DEU / Barth, DEU								theoretical besttime: 1:21.056								
1	3:29.349	2:43.108		21.717		24.524	168		6	1:24.653	43.447		19.031		22.175	180	224
2	1:31.084	47.558		19.929		23.597	170	217	7	1:22.580	42.354		18.369		21.857	181	223
3	1:33.541	46.298		19.926		27.317	60	219	8	1:24.128	43.392		18.909		21.827	175	225
4	15:59.957	15:11.095		23.367		25.495	162		9	1:24.844	43.156		20.061		21.627	177	225
5	1:28.749	46.391		19.628		22.730	169	217	10	1:21.056	41.598		17.946		21.512	182	225

14	Sylvest, DNK / Klingmann, DEU								theoretical besttime: 1:21.870								
1	4:30.637	3:28.461		30.904		31.272	124		6	1:23.579	42.969		18.347		22.263	171	220
2	2:00.215	58.099		28.604		33.512	59	167	7	1:24.780	42.973		18.179		23.628	170	222
3	16:00.627	15:14.454		21.172		25.001	164		8	1:22.148	42.312		17.818		22.018	171	221
4	1:27.609	44.899		18.897		23.813	170	217	9	1:22.113	42.132		18.061		21.920	171	221
5	1:25.828	44.909		18.475		22.444	171	220									



ADAC GT Masters

Sector List Qualifying 1



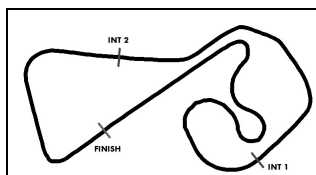
Provisional

DMSB Reg. Nr.: DMSB 255/19

Sachsenring, Length: 3645m
 Air temperature: 15.81°C
 Track temperature: 17.54°C
 Weather condition: Wet

Saturday, September 28, 2019 8:35:00

Lap	Time	SE1	SP1	SE2	SP2	SE3	SP3	TSP	Lap	Time	SE1	SP1	SE2	SP2	SE3	SP3	TSP
17 Bernhard, DEU / Bachler, AUT									theoretical besttime: 1:21.933								
1	4:00.249	3:13.890		21.693		24.666	166		6	1:25.120	44.407		18.445		22.268	168	218
2	1:36.026	47.478		20.537		28.011	57	212	7	1:22.866	42.236		18.363		22.267	170	218
3	16:06.860	15:18.964		22.790		25.106	164		8	1:22.448	42.282		17.995		22.171	169	219
4	1:32.744	48.502		20.368		23.874	166	214	9	1:22.548	41.767		18.197		22.584	170	219
5	1:26.537	44.664		19.195		22.678	169	214									
18 de Leener, BEL / Cairoli, ITA									theoretical besttime: 1:26.499								
1	23:56.944	23:02.222		26.174		28.548	165		3	1:26.499	44.735		19.179		22.585	168	217
2	1:31.399	48.094		19.551		23.754	168	216	4	1:38.693	47.577		20.809		30.307	58	217
20 Wishofer, AUT / Snoeks, NLD									theoretical besttime: 1:21.223								
1	5:55.092	5:10.436		20.813		23.843	158		6	1:37.396	50.503		22.627		24.266	166	151
2	1:31.037	47.687		19.606		23.744	165	167	7	1:25.301	43.183		18.709		23.409	171	216
3	1:29.396	45.868		19.714		23.814	164	214	8	1:26.340	42.683		18.888		24.769	171	219
4	1:35.873	46.466		21.441		27.966	58	214	9	1:24.042	41.839		17.956		24.247	170	219
5	12:50.361	12:02.102		21.999		26.260	150		10	1:21.486	42.102		17.802		21.582	173	220
21 Eriksson, SWE / Keilwitz, DEU									theoretical besttime: 1:21.091								
1	4:51.217	4:00.031		24.228		26.958	159		7	1:24.864	43.606		18.327		22.931	168	217
2	1:37.369	50.412		21.814		25.143	164	171	8	1:22.595	42.572		17.904		22.119	168	218
3	1:34.238	48.127		21.486		24.625	164	192	9	1:27.015	42.528		18.656		25.831	170	219
4	1:42.421	47.409		21.236		33.776	41	214	10	1:21.139	41.788		17.602		21.749	169	219
5	13:06.352	12:17.091		22.104		27.157	153		11	1:21.410	41.906		17.554		21.950	171	219
6	1:32.673	46.596		19.802		26.275	168	202									
24 Ortmann, DEU / Winkelhock, DEU									theoretical besttime: 1:21.540								
1	5:42.856	4:31.554		32.982		38.320	58		5	1:24.466	43.359		18.704		22.403	169	215
2	16:19.058	15:29.512		23.209		26.337	159		6	1:26.285	43.059		18.241		24.985	170	219
3	1:37.769	49.259		21.669		26.841	164	203	7	1:22.106	42.168		17.929		22.009	169	217
4	1:27.382	44.696		19.244		23.442	165	215	8	1:21.540	41.772		17.893		21.875	169	217
25 Palette, FRA / Schmidt, CHE									theoretical besttime: 1:22.372								
1	2:39.046	1:44.379		23.749		30.918	58		7	1:37.102	52.762		20.360		23.980	168	215
2	9:44.093	8:59.786		20.489		23.818	165		8	1:27.750	44.307		18.649		24.794	170	218
3	1:29.387	45.886		19.691		23.810	163	214	9	1:23.283	43.209		18.144		21.930	169	219
4	1:32.744	45.716		19.643		27.385	58	213	10	1:22.935	42.298		18.589		22.048	170	218
5	5:50.697	4:48.661		30.907		31.129	158		11	1:24.648	42.662					171	219
6	1:40.793	52.965		21.751		26.077	162	149									
26 Rogivue, CHE / Mücke, DEU									theoretical besttime: 1:21.761								
1	7:52.772	6:57.180		24.840		30.752	58		5	1:25.284	43.485		18.638		23.161	170	218
2	15:14.976	14:23.998		22.675		28.303	164		6	1:23.075	42.581		18.394		22.100	170	218
3	1:33.896	47.736		20.699		25.461	166	214	7	1:21.761	41.783		18.091		21.887	170	219
4	1:29.413	47.013		19.612		22.788	171	216									
28 Feller, CHE / Vervisch, BEL									theoretical besttime: 1:21.392								
1	21:42.398	20:45.137		31.897		25.364	163		5	1:28.890	43.325		21.503		24.062	168	219
2	1:53.510	56.193		26.870		30.447	162	194	6	1:21.601	41.903		17.918		21.780	166	218
3	1:26.684	44.500		18.940		23.244	168	215	7	1:21.549	41.745		17.867		21.937	166	218
4	1:22.614	42.352		18.241		22.021	169	218									
29 Hofer, AUT / Mies, DEU									theoretical besttime: 1:21.344								
1	22:47.231	21:47.585		32.107		27.539	159		5	1:25.378	42.662		19.771		22.945	171	219
2	1:30.234	45.980		19.324		24.930	169	212	6	1:21.382	41.717		17.983		21.682	170	219
3	1:26.708	43.868		18.469		24.371	171	218	7	1:21.769	41.877		17.945		21.947	170	219
4	1:22.648	42.545		18.111		21.992	171	218									



ADAC GT Masters

Sector List Qualifying 1



Provisional

Sachsenring, Length: 3645m

Air temperature: 15.81°C

Track temperature: 17.54°C

Weather condition: Wet

DMSB Reg. Nr.: DMSB 255/19

Saturday, September 28, 2019 8:35:00

Lap	Time	SE1	SP1	SE2	SP2	SE3	SP3	TSP	Lap	Time	SE1	SP1	SE2	SP2	SE3	SP3	TSP
31	Niederhauser, CHE / van der Linde, ZAF								theoretical besttime: 1:21.964								
1	21:56.950	21:05.470		24.888		26.592	153		5	1:29.766	45.671		18.936		25.159	171	217
2	1:36.979	49.786		21.407		25.786	155	212	6	1:22.849	42.762		17.963		22.124	166	219
3	1:32.107	47.649		20.113		24.345	162	215	7	1:22.072	41.992		17.848		22.232	165	216
4	1:42.215	52.144		22.343		27.728	168	136									

33	Salaquarda, CZE / Stippler, DEU								theoretical besttime: 1:22.000								
1	21:50.198	20:52.594		26.927		30.677	156		5	1:33.591	46.175		18.737		28.679	165	220
2	1:42.388	50.642		22.262		29.484	163	212	6	1:22.934	42.724		18.198		22.012	171	218
3	1:32.037	46.586		20.003		25.448	165	216	7	1:22.159	41.855		18.133		22.171	165	220
4	1:26.765	44.654		19.149		22.962	168	219									

36	Dienst, DEU / Read, AUS								theoretical besttime: 1:20.883								
1	4:48.259	3:58.493		23.140		26.626	149		6	5:11.649	4:29.662		19.111		22.876	168	
2	1:36.511	50.747		20.821		24.943	166	151	7	1:23.160	43.081		18.070		22.009	170	216
3	1:29.435	46.138		19.497		23.800	164	213	8	1:22.549	42.753		17.918		21.878	171	217
4	1:35.666	46.987		20.576		28.103	59	213	9	1:21.253	41.778		17.803		21.672	171	218
5	10:58.220	9:58.531		25.954		33.735	53		10	1:20.883	41.608		17.653		21.622	173	218

47	Dontje, NLD / Götz, DEU								theoretical besttime: 1:20.691								
1	22:01.259	21:10.817		24.438		26.004	163		5	1:24.561	42.596		18.225		23.740	170	217
2	1:36.917	49.328		21.583		26.006	164	207	6	1:22.801	41.675		17.714		23.412	171	219
3	1:29.097	45.448		19.564		24.085	166	216	7	1:20.691	41.459		17.541		21.691	170	220
4	1:36.115	50.292		21.342		24.481	166	173									

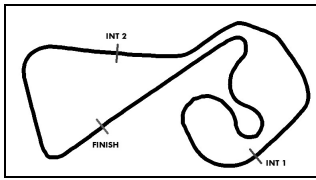
48	Ellis, GBR / Vettel, DEU								theoretical besttime: 1:22.138								
1	22:16.802	21:18.366		29.094		29.342	163		5	1:23.513	42.704		18.273		22.536	170	218
2	1:37.222	47.905		21.027		28.290	166	212	6	1:22.451	42.146		17.970		22.335	173	218
3	1:27.347	44.247		19.907		23.193	168	216	7	1:22.138	42.026		17.819		22.293	170	219
4	1:25.302	43.404		18.455		23.443	171	217									

63	Engelhart, DEU / Bortolotti, ITA								theoretical besttime: 1:21.433								
1	3:36.517	2:48.691		21.125		26.701	169		7	1:31.255	46.153		19.841		25.261	169	212
2	1:29.816	46.271		20.088		23.457	162	212	8	1:24.196	43.440		18.433		22.323	165	218
3	1:29.635	45.996		19.852		23.787	160	213	9	1:25.153	42.760		18.988		23.405	171	216
4	1:29.937	46.262		19.935		23.740	160	213	10	1:22.478	42.620		17.848		22.010	165	217
5	1:36.922	46.255		20.034		30.633	40	212	11	1:24.204	42.438		18.347		23.419	169	218
6	13:07.780	12:21.496		20.895		25.389	162		12	1:21.433	41.969		17.825		21.639	171	216

69	Luhr, DEU / Holzer, DEU								theoretical besttime: 1:23.019								
1	23:11.445	22:19.758		22.755		28.932	162		4	1:27.804	43.217		18.813		25.774	166	217
2	1:32.691	47.277		20.500		24.914	163	213	5	1:24.076	42.727		19.007		22.342	169	216
3	1:27.530	45.353		19.423		22.754	170	215	6	1:23.623	42.197		18.480		22.946	168	216

71	Tregurtha, GBR / Paul, DEU								theoretical besttime: 1:22.428								
1	20:58.449	19:52.095		34.638		31.716	115		5	1:24.002	43.403		18.332		22.267	169	217
2	1:43.933	54.304		22.645		26.984	165	145	6	1:23.882	43.052		18.185		22.645	169	218
3	1:30.940	47.250		20.276		23.414	163	213	7	1:22.865	42.479		18.263		22.123	169	218
4	1:26.955	44.958		18.971		23.026	166	216	8	1:22.659	42.298		18.007		22.354	168	219

82	Ineichen, CHE / Perera, FRA								theoretical besttime: 1:23.092								
1	3:43.183	2:57.858		21.105		24.220	163		7	1:34.878	48.871		20.788		25.219	165	215
2	1:30.753	46.490		20.460		23.803	162	213	8	1:28.150	45.486		19.552		23.112	169	216
3	1:31.085	46.505		20.251		24.329	160	212	9	1:24.988	43.483		18.833		22.672	166	218
4	1:31.032	46.476		20.355		24.201	162	213	10	1:23.669	43.050		18.362		22.257	171	217
5	1:36.812	47.037		20.363		29.412	50	213	11	1:23.714	42.473		18.747		22.494	170	219
6	13:02.550	12:15.261		21.945		25.344	164										



ADAC GT Masters

Top speed list Qualifying 1

Provisional



Sachsenring, Length: 3645m

Air temperature: 15.81°C

Track temperature: 17.54°C

Weather condition: Wet

DMSB Reg. Nr.: DMSB 255/19

Saturday, September 28, 2019 8:35:00

#	Name (NAT)	Team	Car name	Speed	Lap	Race time
13	David Jahn (DEU)	RWT Racing (AUT)	Corvette C7 GT3-R	225.46	10	29:44.066
14	Nicolai Sylvest (DNK)	MRS GT-Racing (DEU)	BMW M6 GT3	222.22	7	26:53.784
7	Luca Ludwig (DEU)	HB Racing (AUT)	Ferrari 488 GT3	222.22	6	28:54.645
8	Dennis Marschall (DEU)	HCB-Rutronik-Racing	Audi R8 LMS GT3	222.22	7	29:23.351
20	Mick Wishofer (AUT)	Team ZAKSPEED BKK Mobil Oil Racing (DEU)	Mercedes-AMG GT3	220.85	10	29:20.150
33	Filip Salaquarda (CZE)	Team ISR (CZE)	Audi R8 LMS GT3	220.85	7	29:33.234
47	Indy Dontje (NLD)	MANN-FILTER Team HTP (DEU)	Mercedes-AMG GT3	220.40	7	29:36.064
29	Max Hofer (AUT)	Montaplast by Land-Motorsport (DEU)	Audi R8 LMS GT3	219.95	5	27:12.164
17	Timo Bernhard (DEU)	KÜS TEAM75 Bernhard (DEU)	Porsche 911 GT3 R	219.95	8	27:35.731
12	Florian Spengler (DEU)	EFP Car Collection by TECE	Audi R8 LMS GT3	219.95	9	28:38.669
82	Rolf Ineichen (CHE)	ORANGE1 by GRT Grasser (AUT)	Lamborghini Huracan GT3 EVO	219.95	11	28:52.435
1	Thomas Preining (AUT)	Precote Herberth Motorsport (DEU)	Porsche 911 GT3 R	219.51	3	24:33.064
24	Mike David Ortmann (DEU)	BWT Mücke Motorsport (DEU)	Audi R8 LMS GT3	219.51	6	26:36.893
21	Jimmy Eriksson (SWE)	Team ZAKSPEED BKK Mobil Oil Racing (DEU)	Mercedes-AMG GT3	219.51	9	27:17.085
25	Steven Palette (FRA)	BWT Mücke Motorsport (DEU)	Audi R8 LMS GT3	219.51	11	28:53.187
26	Nikolaj Rogivue (CHE)	BWT Mücke Motorsport (DEU)	Audi R8 LMS GT3	219.51	7	29:04.757
71	William Tregurtha (GBR)	T3 Motorsport	Audi R8 LMS GT3	219.51	8	29:56.413
28	Ricardo Feller (CHE)	Montaplast by Land-Motorsport (DEU)	Audi R8 LMS GT3	219.06	5	26:30.571
31	Patric Niederhauser (CHE)	HCB-Rutronik-Racing	Audi R8 LMS GT3	219.06	6	28:23.390
11	Elia Erhart (DEU)	EFP Car Collection by TECE	Audi R8 LMS GT3	219.06	10	29:31.664
48	Philip Ellis (GBR)	MANN-FILTER Team HTP (DEU)	Mercedes-AMG GT3	219.06	7	29:37.983
63	Christian Engelhart (DEU)	ORANGE1 by GRT Grasser (AUT)	Lamborghini Huracan GT3 EVO	218.62	11	28:39.041
36	Marvin Dienst (DEU)	Schütz Motorsport (DEU)	Mercedes-AMG GT3	218.18	9	28:30.805
4	Remo Lips (CHE)	Aust Motorsport (DEU)	Audi R8 LMS GT3	218.18	11	29:16.430
69	Lucas Luhr (DEU)	Iron Force Racing	Porsche 911 GT3 R	217.74	4	26:17.043
18	Adrien de Leener (BEL)	KÜS TEAM75 Bernhard (DEU)	Porsche 911 GT3 R	217.30	3	25:33.734
3	Markus Pommer (DEU)	Aust Motorsport (DEU)	Audi R8 LMS GT3	216.86	7	29:15.565