



# ADAC GT Masters

## Result List Race 2



Provisional

Amended  
15.9.2019 - 18:25

Hockenheimring, Length: 4574m

Air temperature: 29.18°C

Track temperature: 38.23°C

Weather condition: Dry

DMSB Reg. Nr.: DMSB 244/19

Sunday, September 15, 2019 13:05:00

started : 28      classified : 26      not classified : 3

	Drivers	Team	Car	Laps	Total Time	Gap	Kph	Lap	Time	Kph
1	31 P.Niederhauser(CHE)/K.van der Linde(ZAF)	HCB-Rutronik-Racing	Audi R8 LMS GT3	30	1:09:35.091		119.2	13	1:39.899	164.8
2	28 R.Feller(CHE)(J)/D.Vanthoor(BEL)	MontaplastbyLand-Motorsport(DEU)	Audi R8 LMS GT3	30	1:09:40.249	5.158	157.3	10	1:40.099	164.5
3	82 R.Ineichen(CHE)(T)/F.Perera(FRA)	ORANGE1 by GRT Grasser(AUT)	LamborghiniHuracanGT3E	30	1:09:47.534	12.443	123.6	10	1:39.902	164.8
4	17 T.Bernhard(DEU)/K.Bachler(AUT)	KÜS TEAM75 Bernhard(DEU)	Porsche 911 GT3 R	30	1:09:47.781	12.690	156.9	9	1:40.145	164.4
5	33 F.Salaquarda(CZE)/F.Stippler(DEU)	Team ISR(CZE)	Audi R8 LMS GT3	30	1:09:50.334	15.243	156.8	11	1:40.191	164.3
6	1 R.Renauer(DEU)/T.Preining(AUT)	Precote Herberth Motorsport(DEU)	Porsche 911 GT3 R	30	1:09:52.367	17.276	156.8	9	1:40.294	164.1
7	47 I.Dontje(NLD)/M.Götz(DEU)	MANN-FILTER Team HTP(DEU)	Mercedes-AMG GT3	30	1:09:53.479	18.388	156.8	10	1:40.329	164.1
8	63 M.Bortolotti(ITA)/C.Engelhart(DEU)	ORANGE1 by GRT Grasser(AUT)	LamborghiniHuracanGT3E	30	1:09:53.848	18.757	156.9	9	1:40.667	163.5
9	21 J.Eriksson(SWE)/D.Keilwitz(DEU)	TeamZAKSPEEDBKKMobilOilRacing	Mercedes-AMG GT3	30	1:10:00.154	25.063	156.6	11	1:40.656	163.5
10	18 A.de Leener(BEL)/M.Cairoli(ITA)	KÜS TEAM75 Bernhard(DEU)	Porsche 911 GT3 R	30	1:10:02.167	27.076	156.4	9	1:40.384	164.0
11	36 M.Dienst(DEU)(J)/A.Read(AUS)(J)	Schütz Motorsport(DEU)	Mercedes-AMG GT3	30	1:10:02.662	27.571	156.7	13	1:40.703	163.5
12	92 M.Seefried(DEU)(T)/M.Campbell(AUS)	SSR Performance(DEU)	Porsche 911 GT3 R	30	1:10:03.545	28.454	156.4	9	1:40.397	164.0
13	20 K.Snoeks(NLD)/M.Wishofer(AUT)(J)	TeamZAKSPEEDBKKMobilOilRacing	Mercedes-AMG GT3	30	1:10:04.840	29.749	156.6	9	1:40.633	163.6
14	69 L.Luhr(DEU)/M.Holzer(DEU)	Iron Force Racing	Porsche 911 GT3 R	30	1:10:06.451	31.360	156.5	9	1:40.634	163.6
15	13 D.Jahn(DEU)/S.Barth(DEU)(T)	RWT Racing(AUT)	Corvette C7 GT3-R	30	1:10:11.483	36.392	156.4	16	1:40.713	163.4
16	24 M.Ortmann(DEU)(J)/M.Winkelhock(DEU)	BWT Mücke Motorsport(DEU)	Audi R8 LMS GT3	30	1:10:11.897	36.806	156.4	19	1:41.011	163.0
17	29 M.Hofer(AUT)(J)/C.Mies(DEU)	MontaplastbyLand-Motorsport(DEU)	Audi R8 LMS GT3	30	1:10:20.595	45.504	155.3	10	1:40.187	164.3
18	7 L.Ludwig(DEU)/S.Asch(DEU)	HB Racing(AUT)	Ferrari 488 GT3	30	1:10:23.164	48.073	156.0	4	1:41.158	162.7
19	25 J.Schmidt(CHE)(J)/C.Haase(DEU)	BWT Mücke Motorsport(DEU)	Audi R8 LMS GT3	30	1:10:30.628	55.537	155.4	10	1:41.155	162.7
20	12 F.Spengler(DEU)/M.Drudi(ITA)(J)	EFP Car Collection by TECE	Audi R8 LMS GT3	30	1:10:32.053	56.962	155.1	11	1:40.927	163.1
21	11 E.Erhart(DEU)/P.Kaffer(DEU)	EFP Car Collection by TECE	Audi R8 LMS GT3	30	1:10:32.511	57.420	155.4	8	1:41.244	162.6
22	19 M.Beretta(ITA)(J)/M.Mapelli(ITA)	ORANGE1 by GRT Grasser(AUT)	LamborghiniHuracanGT3E	30	1:10:35.955	1:00.864	154.9	8	1:40.356	164.0
23	98 D.Griessner(AUT)/M.George(GBR)(J)	PROpeak Performance(DEU)	AstonMartinVantageAMR	30	1:10:56.011	1:20.920	154.3	6	1:41.455	162.3
24	4 A.Hoti(DEU)(J)/G.Rdest(POL)	Aust Motorsport(DEU)	Audi R8 LMS GT3	30	1:11:00.567	1:25.476	154.2	7	1:41.648	161.9
25	71 M.Paul(DEU)(J)/W.Tregurtha(GBR)(J)	T3 Motorsport	Audi R8 LMS GT3	30	1:11:00.918	1:25.827	153.7	10	1:40.710	163.5
26	14 N.Sylvest(DNK)(J)/J.Klingmann(DEU)	MRS GT-Racing(DEU)	BMW M6 GT3	22	57:04.770	8 LAPS	152.5	9	1:41.141	162.8

### Not classified

77	M.Pommer(DEU)/M.Kirchhöfer(DEU)	Callaway Competition(DEU)	Corvette C7 GT3-R
8	D.Marschall(DEU)(J)/C.Schreiner(DEU)(J)	HCB-Rutronik-Racing	Audi R8 LMS GT3

### Disqualified

26	N.Rogivue(CHE)(J)/S.Mücke(DEU)	BWT Mücke Motorsport(DEU)	Audi R8 LMS GT3
----	--------------------------------	---------------------------	-----------------

Fastest lap of the race. Car 31 driver Kelvin van der Linde on lap 13. Time 1:39.899, average speed 164.8 km/h.

Following stewards decision no. 192 disqualification for car no. 26

Subject to final scrutineering!		
Publication time:	Clerk of the Course: Franz Josef Serr	Timekeeper: Steffen Ruhl

ver: 1.1

www.adac.de/motorsport

Page 1/ 1 printed: 15.9.2019 18:25

ADAC Vorteilswelt

Audi Sport

motorsport

CAMP DAVID

DEKRA

Castrol

Herrenausstatter.de

KÄRCHER

kfzteile24

KÜHNE+NAGEL

PIRELLI

postcon

FR RACING

RAVENOL

Sport Bild

WIMM BUSCH

DMSB

2019 INTERNATIONAL SERIES





# ADAC GT Masters

## Sector List Race 2

Provisional



Hockenheimring, Length: 4574m

Air temperature: 29.18°C

Track temperature: 38.23°C

Weather condition: Dry

**DMSB** Reg. Nr.: DMSB 244/19

Sunday, September 15, 2019 13:05:00

Lap	Time	SE1	SP1	SE2	SP2	SE3	SP3	TSP	Lap	Time	SE1	SP1	SE2	SP2	SE3	SP3	TSP
<b>1 Renauer, DEU / Preining, AUT</b>									<b>theoretical besttime: 1:40.178</b>								
1	19:08.247	27.269	156	1:15.220	80	17:25.758	0	<b>257</b>	16	1:45.159	22.348	157	46.621	191	36.190	58	255
2	2:19.380	35.169	155	1:01.201	116	43.010	196	181	17	2:47.041	1:27.408	157	47.159	190	32.474	201	254
3	1:41.953	22.354	156	47.370	188	32.229	201	254	18	1:41.439	22.302	156	46.915	191	32.222	200	254
4	1:40.868	22.118	156	46.730	190	32.020	201	253	19	1:41.653	22.320	156	47.034	191	32.299	201	252
5	1:41.104	22.119	157	46.749	190	32.236	200	255	20	1:41.531	22.429	156	46.915	190	32.187	201	251
6	1:40.795	22.239	157	46.536	189	32.020	199	256	21	1:41.122	22.300	156	46.795	190	32.027	201	254
7	1:40.422	<b>21.926</b>	158	46.591	189	31.905	199	256	22	1:41.561	22.352	155	46.882	191	32.327	201	254
8	1:40.295	22.011	158	<b>46.456</b>	190	31.828	201	255	23	1:41.564	22.461	156	46.818	192	32.285	201	252
9	<b>1:40.294</b>	21.990	158	46.467	189	31.837	199	255	24	1:41.490	22.396	156	46.741	191	32.353	199	253
10	1:40.472	22.065	158	46.611	190	<b>31.796</b>	200	255	25	1:41.934	22.364	156	47.093	188	32.477	201	253
11	1:40.458	21.975	157	46.578	190	31.905	<b>202</b>	254	26	1:41.817	22.331	156	46.908	190	32.578	200	253
12	1:40.730	22.085	157	46.675	190	31.970	201	255	27	1:42.640	23.059	156	47.108	190	32.473	200	255
13	1:40.493	22.183	157	46.504	190	31.806	200	254	28	1:41.739	22.451	156	46.916	190	32.372	199	254
14	1:41.337	22.154	<b>158</b>	46.634	190	32.549	200	254	29	1:42.032	22.531	155	47.019	191	32.482	200	254
15	1:40.549	22.102	158	46.540	191	31.907	201	254	30	1:42.248	22.538	156	46.996	190	32.714	200	253

<b>4 Hoti, DEU / Rdest, POL</b>									<b>theoretical besttime: 1:41.383</b>								
1	19:23.787	32.799	119	1:31.605	68	17:19.383	73	150	16	2:57.489	1:36.700	154	47.725	187	33.064	194	252
2	2:16.091	44.635	125	58.014	185	33.442	196	150	17	1:43.455	22.745	154	47.696	184	33.014	195	252
3	1:43.073	23.105	152	47.330	188	32.638	198	252	18	1:43.977	22.860	154	47.814	186	33.303	195	252
4	1:42.341	22.675	153	47.182	190	32.484	<b>200</b>	254	19	1:43.213	22.844	154	47.659	186	32.710	197	252
5	1:42.053	22.593	154	46.881	189	32.579	199	254	20	1:43.339	22.805	154	47.664	186	32.870	196	252
6	1:41.762	22.487	154	46.842	189	32.433	198	254	21	1:43.574	23.254	155	47.473	187	32.847	196	252
7	<b>1:41.648</b>	<b>22.408</b>	155	46.803	188	32.437	198	253	22	1:42.996	22.765	154	47.465	187	32.766	197	253
8	1:41.687	22.492	155	46.814	189	32.381	199	255	23	1:42.763	22.791	155	47.271	189	32.701	197	252
9	1:41.834	22.859	156	<b>46.747</b>	<b>190</b>	<b>32.228</b>	199	255	24	1:42.848	22.755	155	47.327	187	32.766	197	253
10	1:42.153	22.447	156	47.073	190	32.633	197	255	25	1:43.123	22.719	156	47.331	186	33.073	197	253
11	1:43.083	23.212	153	47.174	188	32.697	196	254	26	1:43.475	22.898	155	47.373	187	33.204	196	253
12	1:43.559	22.966	<b>157</b>	47.664	189	32.929	198	<b>256</b>	27	1:43.269	22.850	155	47.528	186	32.891	197	253
13	1:42.099	22.623	154	47.113	189	32.363	199	252	28	1:43.464	22.805	155	47.600	187	33.059	196	252
14	1:41.839	22.513	154	46.975	188	32.351	197	252	29	1:44.113	22.926	156	47.631	187	33.556	193	253
15	1:48.284	22.477	154	47.012	190	38.795	57	252	30	1:44.176	23.470	155	47.629	184	33.077	194	252

<b>7 Ludwig, DEU / Asch, DEU</b>									<b>theoretical besttime: 1:40.969</b>								
1	19:22.198	31.227	137	1:25.778	74	17:25.193	92	192	16	1:42.028	22.647	154	46.970	191	32.411	197	253
2	2:16.114	44.783	140	58.276	185	33.055	200	142	17	1:41.909	22.641	155	46.783	189	32.485	198	256
3	1:42.375	22.588	155	47.508	189	32.279	201	258	18	1:42.171	22.573	155	47.180	190	32.418	198	255
4	<b>1:41.158</b>	<b>22.178</b>	156	<b>46.677</b>	<b>191</b>	32.303	201	255	19	1:41.784	22.595	154	46.890	189	32.299	200	255
5	1:41.278	22.221	156	46.693	189	32.364	200	258	20	1:42.131	22.491	155	46.957	190	32.683	197	256
6	1:41.430	22.351	155	46.800	190	32.279	<b>202</b>	260	21	1:42.030	22.666	154	46.884	189	32.480	198	255
7	1:41.522	22.342	<b>156</b>	46.895	190	32.285	201	<b>262</b>	22	1:42.266	22.638	154	46.949	189	32.679	195	255
8	1:41.327	22.381	153	46.794	189	32.152	201	257	23	1:42.216	22.615	155	46.975	190	32.626	199	255
9	1:41.659	22.413	154	47.017	189	32.229	201	258	24	1:41.833	22.535	154	46.737	190	32.561	198	258
10	1:41.208	22.179	156	46.738	190	32.291	202	259	25	1:42.226	22.475	154	47.064	188	32.687	198	258
11	1:41.486	22.274	155	47.098	189	<b>32.114</b>	201	260	26	1:42.176	22.577	156	46.922	188	32.677	199	256
12	1:41.365	22.464	154	46.744	190	32.157	199	255	27	1:42.527	22.726	156	47.120	191	32.681	198	256
13	1:46.784	22.387	155	47.224	188	37.173	56	257	28	1:42.770	22.826	155	47.190	188	32.754	198	257
14	2:46.349	1:27.140	156	46.810	190	32.399	199	257	29	1:43.106	22.786	154	47.070	189	33.250	198	257
15	1:43.191	22.692	156	47.599	189	32.900	199	257	30	1:42.547	22.703	152	47.074	190	32.770	199	257

<b>8 Marschall, DEU / Schreiner, DEU</b>									<b>theoretical besttime:</b>								
1	32.628	<b>85</b>															

<b>11 Erhart, DEU / Kaffer, DEU</b>									<b>theoretical besttime: 1:41.098</b>								
1	19:20.567	31.380	143	1:28.066	79	17:21.121	77	183	16	2:47.151	1:26.789	152	47.436	188	32.926	197	254
2	2:15.926	44.212	129	58.230	186	33.484	198	157	17	1:43.154	22.861	154	47.448	187	32.845	197	254
3	1:42.591	22.715	154	47.251	187	32.625	197	254	18	1:42.657	22.557	154	47.221	187	32.879	198	254
4	1:41.798	22.483	155	46.851	187	32.464	199	254	19	1:42.332	22.711	154	47.074	188	32.547	198	255
5	1:41.814	22.412	153	47.091	187	32.311	<b>199</b>	<b>255</b>	20	1:42.493	22.690	154	47.145	189	32.658	197	253
6	1:41.420	22.337	<b>155</b>	46.809	189	32.274	198	255	21	1:42.330	22.628	154	47.105	187	32.597	198	254
7	1:41.565	22.446	154	46.864	187	32.255	199	255	22	1:42.605	22.681	155	47.285	188	32.639	198	253

ver: 1.0

[www.adac.de/motorsport](http://www.adac.de/motorsport)

Page 1/ 8 printed: 15.9.2019 14:21





# ADAC GT Masters

## Sector List Race 2

Provisional



Hockenheimring, Length: 4574m

Air temperature: 29.18°C

Track temperature: 38.23°C

Weather condition: Dry

**DMSB** Reg. Nr.: DMSB 244/19

Sunday, September 15, 2019 13:05:00

Lap	Time	SE1	SP1	SE2	SP2	SE3	SP3	TSP	Lap	Time	SE1	SP1	SE2	SP2	SE3	SP3	TSP
8	1:41.244	22.270	153	46.804	188	32.170	199	253	23	1:42.268	22.608	155	47.079	187	32.581	197	253
9	1:41.554	22.498	154	47.032	190	32.024	199	254	24	1:42.342	22.591	154	47.067	187	32.684	198	254
10	1:41.356	22.294	154	46.882	190	32.180	199	255	25	1:42.970	22.500	153	47.439	186	33.031	197	255
11	1:42.684	22.436	154	47.688	188	32.560	199	255	26	1:42.878	22.675	153	47.390	186	32.813	198	255
12	1:41.973	22.448	154	46.965	189	32.560	197	254	27	1:42.965	22.701	154	47.462	186	32.802	197	255
13	1:43.044	22.487	151	48.119	187	32.438	199	255	28	1:43.495	22.948	154	47.735	188	32.812	196	254
14	1:41.983	22.507	154	47.056	187	32.420	199	254	29	1:42.971	22.846	154	47.325	188	32.800	196	254
15	1:46.855	22.584	154	46.985	189	37.286	58	253	30	1:43.526	22.959	155	47.294	187	33.273	195	255

### 12 Spengler, DEU / Drudi, ITA

theoretical besttime: 1:40.619

1	19:13.824	28.766	143	1:23.265	78	17:21.793	75	206	16	1:46.779	22.321	154	47.009	189	37.449	58	253
2	2:17.637	39.691	145	56.504	172	41.442	195	200	17	2:46.752	1:26.862	153	47.256	188	32.634	197	251
3	1:41.768	22.407	155	46.998	189	32.363	198	254	18	1:43.548	22.720	152	48.028	187	32.800	196	254
4	1:41.493	22.321	154	46.930	188	32.242	198	255	19	1:42.591	22.756	153	47.214	187	32.621	196	253
5	1:41.017	22.250	154	46.713	188	32.054	198	254	20	1:43.188	22.603	153	47.583	187	33.002	197	253
6	1:41.116	22.330	156	46.684	189	32.102	198	256	21	1:42.469	22.637	152	47.233	187	32.599	197	253
7	1:52.442	22.120	153	57.013	179	33.309	197	253	22	1:42.862	22.770	153	47.642	187	32.450	194	251
8	1:41.013	22.412	154	46.696	188	31.905	197	252	23	1:42.651	22.805	153	47.419	187	32.427	197	252
9	1:40.977	22.327	153	46.835	189	31.815	199	253	24	1:42.588	22.640	152	47.259	188	32.689	197	252
10	1:41.337	22.156	153	47.226	190	31.955	199	253	25	1:43.079	22.674	153	47.462	186	32.943	198	253
11	1:40.927	22.207	156	46.747	188	31.973	198	254	26	1:42.894	22.774	154	47.419	187	32.701	199	253
12	1:41.589	22.431	154	46.844	189	32.314	197	254	27	1:42.662	22.802	154	47.208	186	32.652	198	253
13	1:41.397	22.334	155	46.922	188	32.141	197	256	28	1:42.745	22.679	154	47.366	185	32.700	197	252
14	1:41.584	22.480	155	46.825	188	32.279	199	254	29	1:42.925	22.722	155	47.504	188	32.699	198	252
15	1:41.404	22.335	154	46.828	187	32.241	196	253	30	1:44.795	23.104	151	48.356	184	33.335	197	253

### 13 Jahn, DEU / Barth, DEU

theoretical besttime: 1:40.439

1	19:19.250	31.088	143	1:25.090	77	17:23.072	79	202	16	1:40.713	22.176	160	46.412	188	32.125	203	258
2	2:15.893	43.861	136	56.595	184	35.437	199	127	17	1:41.160	22.296	159	46.524	189	32.340	205	258
3	1:43.061	22.678	158	47.403	184	32.980	201	258	18	1:41.277	22.353	159	46.539	187	32.385	200	262
4	1:41.806	22.346	159	46.986	187	32.474	202	257	19	1:41.074	22.349	159	46.500	189	32.225	203	258
5	1:41.909	22.451	158	47.285	188	32.173	201	258	20	1:41.736	22.360	160	46.796	188	32.580	203	260
6	1:41.100	22.101	160	46.868	189	32.131	203	261	21	1:42.538	22.614	156	47.313	186	32.611	204	260
7	1:41.355	22.252	158	46.787	185	32.316	201	258	22	1:42.591	22.613	155	47.400	187	32.578	204	257
8	1:41.231	22.161	159	46.796	186	32.274	201	261	23	1:41.899	22.428	160	46.988	188	32.483	204	257
9	1:41.250	22.298	157	46.700	187	32.252	203	260	24	1:41.783	22.488	159	46.695	188	32.600	203	258
10	1:41.743	22.120	160	47.352	186	32.271	203	258	25	1:42.132	22.805	157	46.694	186	32.633	204	258
11	1:41.185	22.135	158	46.763	187	32.287	202	258	26	1:41.916	22.479	157	46.861	187	32.576	202	258
12	1:45.616	22.331	160	46.897	184	36.388	59	259	27	1:42.136	22.578	158	46.896	187	32.662	203	258
13	2:45.278	1:26.611	159	46.678	190	31.989	202	257	28	1:43.350	22.789	158	47.845	186	32.716	204	255
14	1:40.914	22.339	159	46.628	188	31.947	206	255	29	1:41.994	22.575	160	46.790	187	32.629	203	258
15	1:40.775	22.308	160	46.541	186	31.926	204	254	30	1:42.818	22.824	160	47.142	188	32.852	204	258

### 14 Sylvest, DNK / Klingmann, DEU

theoretical besttime: 1:40.870

1	19:18.028	30.762	143	1:24.562	71	17:22.704	67	214	12	1:42.461	22.371	156	47.062	187	33.028	197	258
2	2:16.469	43.491	136	56.171	179	36.807	200	141	13	1:44.246	23.378	143	48.260	187	32.608	199	250
3	1:42.281	22.542	155	47.273	190	32.466	199	260	14	1:47.017	22.515	157	47.250	189	37.252	59	257
4	1:42.325	22.422	159	47.372	189	32.531	200	259	15	2:47.160	1:26.653	156	47.601	188	32.906	199	255
5	1:41.362	22.403	156	46.787	191	32.172	199	258	16	1:43.897	23.214	149	47.642	189	33.041	199	257
6	1:41.202	22.380	157	46.686	191	32.136	199	258	17	1:42.859	22.767	153	47.552	188	32.540	200	258
7	1:41.410	22.120	158	46.958	191	32.332	202	259	18	1:42.863	22.512	155	47.438	188	32.913	198	258
8	1:41.193	22.172	157	46.794	190	32.227	201	258	19	1:43.830	22.859	154	48.101	189	32.870	199	257
9	1:41.141	22.242	156	46.835	190	32.064	202	258	20	1:43.110	22.671	156	47.493	189	32.946	199	257
10	1:41.227	22.226	156	46.883	192	32.118	200	258	21	1:43.367	22.656	155	47.679	188	33.032	199	257
11	1:41.692	22.208	157	47.230	189	32.254	200	257	22	1:55.630	22.656	156	47.718	189	45.256	57	257

### 17 Bernhard, DEU / Bachler, AUT

theoretical besttime: 1:39.966

1	19:05.489	26.334	146	1:11.901	73	17:27.254	0	255	16	1:45.075	22.221	156	46.659	190	36.195	57	255
2	2:20.832	34.687	121	1:02.302	125	43.843	198	212	17	2:45.543	1:26.353	157	46.967	189	32.223	199	254
3	1:41.619	22.656	157	46.989	190	31.974	202	252	18	1:41.399	22.380	155	47.023	190	31.996	201	255
4	1:41.248	22.201	156	46.862	189	32.185	201	254	19	1:41.394	22.401	156	46.891	190	32.102	200	254
5	1:41.210	22.311	155	46.857	191	32.042	201	257	20	1:41.573	22.415	156	46.941	191	32.217	200	254

ver: 1.0

www.adac.de/motorsport

Page 2/ 8 printed: 15.9.2019 14:21



# ADAC GT Masters

## Sector List Race 2

Provisional



Hockenheimring, Length: 4574m

Air temperature: 29.18°C

Track temperature: 38.23°C

Weather condition: Dry

**DMSB** Reg. Nr.: DMSB 244/19

Sunday, September 15, 2019 13:05:00

Lap	Time	SE1	SP1	SE2	SP2	SE3	SP3	TSP	Lap	Time	SE1	SP1	SE2	SP2	SE3	SP3	TSP
6	1:40.583	22.228	157	46.501	191	31.854	201	255	21	1:41.663	22.601	156	46.783	190	32.279	199	254
7	1:40.273	22.144	157	<b>46.299</b>	191	31.830	202	255	22	1:41.375	22.374	157	46.908	189	32.093	200	255
8	1:40.364	22.031	157	46.468	191	31.865	201	255	23	1:41.541	22.417	157	46.897	190	32.227	200	255
9	<b>1:40.145</b>	22.038	157	46.358	192	31.749	202	256	24	1:41.409	22.509	157	46.848	191	32.052	202	254
10	1:40.187	<b>22.022</b>	157	46.441	192	31.724	202	254	25	1:41.603	22.426	157	46.852	189	32.325	201	255
11	1:40.164	22.046	157	46.473	<b>193</b>	<b>31.645</b>	202	254	26	1:41.382	22.322	157	46.836	190	32.224	201	255
12	1:40.694	22.203	157	46.500	188	31.991	201	254	27	1:41.739	22.612	155	46.859	190	32.268	200	255
13	1:40.715	22.195	158	46.596	190	31.924	200	254	28	1:41.903	22.648	158	46.948	189	32.307	200	255
14	1:41.095	22.482	156	46.663	191	31.950	202	253	29	1:41.980	22.588	156	46.913	190	32.479	198	255
15	1:40.965	22.291	157	46.693	190	31.981	201	255	30	1:42.619	22.734	158	47.186	189	32.699	200	255

### 18 de Leener, BEL / Cairoli, ITA

theoretical besttime: 1:40.164

1	19:09.884	27.937	150	1:18.000	77	17:23.947	42	229	16	1:40.827	22.379	156	46.669	192	31.779	200	254
2	2:18.330	35.994	156	59.976	114	42.360	197	173	17	1:45.794	22.175	156	47.146	189	36.473	58	253
3	1:42.095	22.448	153	47.344	187	32.303	199	251	18	2:46.832	1:26.951	155	47.324	190	32.557	199	253
4	1:40.975	22.233	157	46.597	191	32.145	199	253	19	1:41.694	22.365	156	47.089	190	32.240	199	253
5	1:40.880	22.153	158	46.653	191	32.074	201	<b>256</b>	20	1:41.788	22.420	156	47.089	188	32.279	200	252
6	1:41.042	22.396	157	46.718	190	31.928	200	253	21	1:43.166	22.276	153	47.509	187	33.381	199	252
7	1:40.669	22.022	157	46.649	191	31.998	200	254	22	1:42.072	22.504	154	47.103	189	32.465	198	252
8	1:40.454	22.152	157	<b>46.525</b>	192	31.777	200	254	23	1:42.194	22.568	149	47.265	190	32.361	199	250
9	<b>1:40.384</b>	22.005	<b>158</b>	46.669	192	<b>31.710</b>	199	254	24	1:42.607	22.624	146	47.469	189	32.514	198	250
10	1:40.510	22.219	157	46.557	<b>192</b>	31.734	200	253	25	1:42.476	22.411	156	47.590	187	32.475	199	251
11	1:40.527	22.095	156	46.722	192	31.710	200	254	26	1:42.281	22.568	155	47.300	188	32.413	200	251
12	1:40.401	<b>21.929</b>	157	46.659	192	31.813	199	253	27	1:42.196	22.578	155	47.189	188	32.429	200	252
13	1:41.126	22.305	157	46.819	191	32.002	200	254	28	1:43.118	22.417	156	47.912	188	32.789	199	251
14	1:40.872	22.153	157	46.714	190	32.005	198	254	29	1:42.584	22.690	155	47.358	188	32.536	201	253
15	1:41.624	22.665	153	46.972	190	31.987	199	254	30	1:42.765	22.725	156	47.328	191	32.712	200	253

### 19 Beretta, ITA / Mapelli, ITA

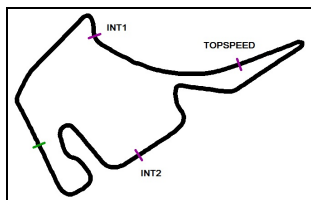
theoretical besttime: 1:40.273

1	19:13.522	29.291	146	1:20.508	80	17:23.723	77	250	16	1:40.923	22.209	157	46.605	190	32.109	198	256
2	2:17.199	38.270	149	57.699	144	41.230	197	190	17	1:41.397	22.367	156	46.790	189	32.240	199	256
3	1:41.899	22.494	158	47.167	190	32.238	201	257	18	1:46.588	22.516	157	46.787	187	37.285	57	258
4	1:41.507	22.285	158	47.054	188	32.168	201	<b>258</b>	19	1:54.210	35.475	157	46.712	190	32.023	201	255
5	1:41.042	22.306	158	46.675	189	32.061	201	258	20	1:41.414	22.404	157	46.639	190	32.371	198	257
6	1:42.223	22.396	<b>159</b>	46.604	189	33.223	198	258	21	1:42.260	23.054	153	46.912	190	32.294	200	257
7	1:41.676	<b>22.097</b>	157	47.550	187	32.029	199	257	22	1:41.186	22.289	156	46.746	187	32.151	201	254
8	<b>1:40.356</b>	22.156	158	<b>46.378</b>	189	31.822	<b>201</b>	255	23	1:40.992	22.243	156	46.798	188	31.951	201	254
9	1:40.536	22.130	157	46.430	189	31.976	200	255	24	1:41.383	22.350	156	46.756	190	32.277	198	255
10	1:40.520	22.257	157	46.465	<b>191</b>	<b>31.798</b>	200	255	25	1:41.598	22.528	156	46.836	185	32.234	200	254
11	1:46.302	22.270	158	46.507	184	37.525	57	255	26	1:41.505	22.449	156	46.889	186	32.167	201	255
12	1:59.448	35.316	157	46.678	189	37.454	57	256	27	1:41.947	22.462	156	46.940	183	32.545	199	255
13	2:47.245	1:27.729	151	47.208	190	32.308	199	252	28	1:41.658	22.500	155	46.951	188	32.207	199	255
14	1:41.118	22.311	156	46.733	189	32.074	200	255	29	1:41.694	22.502	156	46.889	190	32.303	197	255
15	1:40.948	22.259	157	46.681	190	32.008	201	255	30	1:41.659	22.568	157	46.777	189	32.314	198	256

### 20 Snoeks, NLD / Wishofer, AUT

theoretical besttime: 1:40.420

1	19:17.133	28.862	150	1:19.077	79	17:29.194	59	217	16	1:46.428	22.641	154	46.969	189	36.818	58	254
2	2:15.932	41.083	141	56.180	171	38.669	199	138	17	2:46.536	1:27.176	154	46.925	190	32.435	198	254
3	1:42.647	22.951	157	47.146	187	32.550	201	256	18	1:41.786	22.481	155	47.016	189	32.289	196	255
4	1:41.592	22.529	156	47.005	188	32.058	201	<b>258</b>	19	1:41.479	22.358	154	46.833	189	32.288	200	254
5	1:40.876	22.338	156	46.591	190	31.947	<b>202</b>	255	20	1:41.526	22.423	155	46.833	190	32.270	199	255
6	1:40.637	22.242	157	<b>46.432</b>	190	31.963	200	256	21	1:41.346	22.373	156	46.807	189	32.166	200	255
7	1:42.274	23.348	156	46.942	188	31.984	201	255	22	1:42.880	22.788	153	47.671	189	32.421	200	255
8	1:40.825	22.252	156	46.628	190	31.945	201	257	23	1:41.760	22.592	157	46.981	191	32.187	200	256
9	<b>1:40.633</b>	<b>22.157</b>	155	46.548	190	31.928	200	257	24	1:41.281	22.335	156	46.846	190	32.100	201	256
10	1:40.803	22.248	<b>158</b>	46.534	190	32.021	201	255	25	1:41.539	22.417	155	46.716	189	32.406	199	257
11	1:40.772	22.265	157	46.598	190	31.909	201	255	26	1:42.209	22.627	154	47.414	190	32.168	201	257
12	1:40.962	22.373	157	46.630	<b>191</b>	31.959	201	255	27	1:42.027	22.676	155	47.001	186	32.350	200	257
13	1:41.022	22.323	156	46.785	190	31.914	201	254	28	1:41.733	22.532	155	47.040	189	32.161	201	256
14	1:41.164	22.369	156	46.671	189	32.124	201	255	29	1:41.829	22.569	155	46.881	188	32.379	200	257
15	1:40.943	22.366	155	46.746	190	<b>31.831</b>	201	254	30	1:42.266	22.783	155	47.018	190	32.465	201	257



# ADAC GT Masters

## Sector List Race 2

Provisional



Hockenheimring, Length: 4574m

Air temperature: 29.18°C

Track temperature: 38.23°C

Weather condition: Dry

**DMSB** Reg. Nr.: DMSB 244/19

Sunday, September 15, 2019 13:05:00

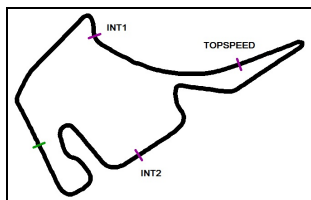
Lap	Time	SE1	SP1	SE2	SP2	SE3	SP3	TSP	Lap	Time	SE1	SP1	SE2	SP2	SE3	SP3	TSP
<b>21 Eriksson, SWE / Keilwitz, DEU</b>									<b>theoretical besttime: 1:40.451</b>								
1	19:12.517	27.743	151	1:17.402	78	17:27.372	62	256	16	2:45.538	1:26.787	157	46.801	191	31.950	201	255
2	2:17.105	37.710	136	57.746	130	41.649	197	203	17	1:41.243	22.452	157	46.793	189	31.998	201	255
3	1:42.105	22.522	157	47.274	187	32.309	<b>202</b>	255	18	1:41.352	22.494	156	46.744	191	32.114	201	257
4	1:41.425	22.399	158	47.005	190	32.021	202	255	19	1:41.412	22.440	157	46.775	190	32.197	198	256
5	1:41.247	22.291	158	46.675	191	32.281	202	257	20	1:41.721	22.528	158	46.866	187	32.327	200	257
6	1:40.866	22.384	158	46.585	191	31.897	202	258	21	1:41.799	22.519	158	46.862	190	32.418	200	258
7	1:40.807	22.391	158	<b>46.484</b>	190	31.932	201	257	22	1:41.972	22.573	158	46.919	190	32.480	200	258
8	1:40.709	<b>22.165</b>	159	46.603	190	31.941	201	<b>258</b>	23	1:42.373	22.534	159	47.115	189	32.724	197	257
9	1:40.947	22.338	<b>159</b>	46.687	190	31.922	201	258	24	1:42.283	22.711	158	46.904	190	32.668	200	257
10	1:40.792	22.360	159	46.630	<b>192</b>	<b>31.802</b>	202	257	25	1:43.090	22.605	158	47.918	180	32.567	201	258
11	<b>1:40.656</b>	22.216	159	46.557	191	31.883	202	256	26	1:41.658	22.494	157	46.804	190	32.360	202	256
12	1:40.872	22.236	158	46.667	190	31.969	201	256	27	1:41.782	22.474	158	46.787	190	32.521	201	258
13	1:41.003	22.350	159	46.656	190	31.997	202	255	28	1:41.993	22.552	158	47.096	185	32.345	201	258
14	1:41.087	22.436	159	46.631	191	32.020	201	256	29	1:42.157	22.601	158	47.112	190	32.444	201	255
15	1:45.731	22.381	159	46.650	190	36.700	58	257	30	1:41.912	22.677	158	46.917	191	32.318	199	255

Lap	Time	SE1	SP1	SE2	SP2	SE3	SP3	TSP	Lap	Time	SE1	SP1	SE2	SP2	SE3	SP3	TSP
<b>24 Ortman, DEU / Winkelhock, DEU</b>									<b>theoretical besttime: 1:40.714</b>								
1	19:19.975	30.233	139	1:23.670	79	17:26.072	80	204	16	1:45.991	22.470	155	46.841	189	36.680	58	254
2	2:15.512	43.892	122	57.380	185	34.240	197	143	17	2:46.091	1:26.902	154	47.178	188	32.011	199	252
3	1:42.485	22.562	156	47.571	188	32.352	199	256	18	1:41.126	22.343	154	46.923	189	31.860	199	255
4	1:41.716	<b>22.098</b>	155	47.034	189	32.584	199	256	19	<b>1:41.011</b>	22.271	154	<b>46.768</b>	<b>189</b>	31.972	198	254
5	1:41.583	22.429	<b>157</b>	47.178	189	31.976	<b>200</b>	257	20	1:41.143	22.311	155	46.821	189	32.011	199	254
6	1:41.076	22.338	156	46.792	189	31.946	200	257	21	1:41.670	22.365	155	47.271	188	32.034	197	255
7	1:41.349	22.301	156	46.837	<b>190</b>	32.211	199	257	22	1:41.993	22.325	155	47.485	186	32.183	199	255
8	1:41.396	22.405	156	46.980	188	32.011	199	<b>258</b>	23	1:41.526	22.379	155	46.927	189	32.220	197	255
9	1:41.327	22.268	154	46.868	190	32.191	200	257	24	1:41.542	22.387	155	46.903	189	32.252	198	255
10	1:41.308	22.234	154	47.197	189	31.877	199	252	25	1:41.894	22.560	155	46.923	188	32.411	198	256
11	1:41.161	22.177	154	46.895	189	32.089	200	256	26	1:41.930	22.536	156	46.966	188	32.428	198	256
12	1:42.128	22.508	155	47.033	187	32.587	198	257	27	1:42.123	22.591	155	46.952	189	32.580	197	257
13	1:42.468	22.937	150	47.614	188	31.917	199	252	28	1:43.249	22.563	155	47.781	187	32.905	198	257
14	1:41.279	22.270	154	47.015	189	31.994	198	253	29	1:42.359	22.613	157	47.101	187	32.645	198	255
15	1:41.070	22.362	155	46.860	189	<b>31.848</b>	198	254	30	1:42.416	22.526	156	47.200	187	32.690	197	255

Lap	Time	SE1	SP1	SE2	SP2	SE3	SP3	TSP	Lap	Time	SE1	SP1	SE2	SP2	SE3	SP3	TSP
<b>25 Schmidt, CHE / Haase, DEU</b>									<b>theoretical besttime: 1:40.796</b>								
1	19:18.410	29.027	153	1:21.968	82	17:27.415	70	240	16	1:42.383	22.364	154	47.903	188	32.116	199	254
2	2:16.318	43.779	135	56.455	185	36.084	198	138	17	1:41.211	22.326	155	46.818	188	32.067	198	254
3	1:42.431	22.570	155	47.478	189	32.383	199	257	18	1:41.275	22.370	155	46.853	188	32.052	198	254
4	1:42.213	22.404	<b>156</b>	47.182	187	32.627	200	257	19	1:41.215	22.416	154	46.772	188	32.027	199	254
5	1:41.412	22.585	154	46.938	190	<b>31.889</b>	199	257	20	1:41.602	22.443	153	46.859	189	32.300	198	255
6	1:41.247	22.447	156	46.739	188	32.061	199	258	21	1:42.322	22.443	154	46.956	187	32.923	198	256
7	1:41.394	<b>22.221</b>	156	46.857	190	32.316	200	257	22	1:43.841	22.776	152	47.795	183	33.270	198	256
8	1:41.259	22.349	154	46.929	190	31.981	199	257	23	1:41.418	22.451	156	46.741	189	32.226	199	254
9	1:41.165	22.282	155	46.907	190	31.976	<b>201</b>	257	24	1:41.473	22.424	156	<b>46.686</b>	<b>188</b>	32.363	196	255
10	<b>1:41.155</b>	22.249	156	46.766	<b>192</b>	32.140	201	257	25	1:41.891	22.598	155	46.964	189	32.329	199	255
11	1:41.616	22.240	155	47.088	186	32.288	199	257	26	1:41.859	22.506	154	46.773	188	32.580	199	257
12	1:42.622	22.371	155	47.197	188	33.054	199	257	27	1:42.958	22.816	155	47.354	188	32.788	196	258
13	1:42.990	22.831	145	47.828	185	32.331	198	251	28	1:42.362	22.833	154	47.157	188	32.372	198	<b>259</b>
14	1:46.870	22.749	155	47.119	189	37.002	57	254	29	1:42.436	22.678	155	47.106	189	32.652	198	256
15	2:58.228	1:37.949	148	48.005	188	32.274	200	252	30	1:43.052	22.905	155	47.700	188	32.447	198	249

Lap	Time	SE1	SP1	SE2	SP2	SE3	SP3	TSP	Lap	Time	SE1	SP1	SE2	SP2	SE3	SP3	TSP
<b>26 Rogivue, CHE / Mücke, DEU</b>									<b>theoretical besttime: 1:40.620</b>								
1	19:13.044	30.308	138	1:24.265	77	17:18.471	64	192	6	1:41.114	22.243	155	46.796	189	32.075	199	<b>258</b>
2	2:17.247	38.050	145	57.596	124	41.601	197	190	7	<b>1:40.690</b>	<b>22.070</b>	<b>157</b>	46.602	190	<b>32.018</b>	<b>201</b>	258
3	1:42.011	22.648	155	47.103	190	32.260	199	255	8	1:40.989	22.206	156	<b>46.532</b>	<b>190</b>	32.251	198	257
4	1:41.504	22.337	156	47.046	189	32.121	200	256	9	1:46.035	22.304	156	46.591	192	37.140	58	256
5	1:41.017	22.175	156	46.683	190	32.159	199	257									





# ADAC GT Masters

## Sector List Race 2

Provisional



Hockenheimring, Length: 4574m

Air temperature: 29.18°C

Track temperature: 38.23°C

Weather condition: Dry

**DMSB** Reg. Nr.: DMSB 244/19

Sunday, September 15, 2019 13:05:00

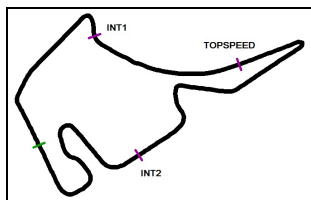
Lap	Time	SE1	SP1	SE2	SP2	SE3	SP3	TSP	Lap	Time	SE1	SP1	SE2	SP2	SE3	SP3	TSP
<b>28 Feller, CHE / Vanthoor, BEL</b>									<b>theoretical besttime: 1:39.949</b>								
1	19:04.669	26.453	147	1:12.810	73	17:25.406	0	255	16	1:40.593	22.265	154	46.567	190	31.761	199	255
2	2:21.190	34.846	99	1:01.939	127	44.405	195	198	17	1:40.835	22.323	156	46.622	188	31.890	199	254
3	1:41.507	22.433	156	46.861	190	32.213	200	254	18	1:41.080	22.174	154	46.893	188	32.013	200	255
4	1:41.446	22.196	156	47.084	188	32.166	198	255	19	1:40.792	22.158	154	46.668	189	31.966	197	255
5	1:41.169	22.239	156	46.994	189	31.936	<b>201</b>	255	20	1:41.163	22.242	152	46.740	189	32.181	198	254
6	1:40.280	21.959	157	46.623	191	31.698	201	<b>257</b>	21	1:41.222	22.344	153	46.760	188	32.118	199	255
7	1:40.269	22.046	156	46.398	189	31.825	200	257	22	1:41.197	22.422	151	46.734	188	32.041	198	254
8	1:40.256	<b>21.936</b>	<b>157</b>	46.455	190	31.865	201	256	23	1:41.135	22.332	154	46.767	189	32.036	201	254
9	1:40.121	22.042	156	46.402	<b>192</b>	<b>31.677</b>	200	255	24	1:41.213	22.267	155	46.800	188	32.146	199	254
10	<b>1:40.099</b>	22.079	157	<b>46.336</b>	192	31.684	201	256	25	1:41.134	22.366	154	46.622	187	32.146	199	255
11	1:40.327	22.040	156	46.482	189	31.805	200	255	26	1:41.377	22.249	155	46.928	189	32.200	199	254
12	1:40.254	22.043	154	46.468	189	31.743	201	254	27	1:41.392	22.416	154	46.841	188	32.135	199	255
13	1:44.630	22.040	156	46.642	190	35.948	57	254	28	1:41.629	22.496	154	46.774	188	32.359	196	255
14	2:45.166	1:26.703	155	46.774	189	31.689	199	251	29	1:41.713	22.605	155	46.758	188	32.350	199	255
15	1:40.567	22.125	155	46.596	189	31.846	199	252	30	1:41.824	22.428	155	46.817	188	32.579	197	254

Lap	Time	SE1	SP1	SE2	SP2	SE3	SP3	TSP	Lap	Time	SE1	SP1	SE2	SP2	SE3	SP3	TSP
<b>29 Hofer, AUT / Mies, DEU</b>									<b>theoretical besttime: 1:40.065</b>								
1	19:07.146	26.648	150	1:13.284	72	17:27.214	0	257	16	1:40.836	22.215	155	46.907	191	<b>31.714</b>	<b>201</b>	253
2	2:20.070	35.470	150	1:01.489	110	43.111	198	200	17	1:40.939	22.245	155	46.657	191	32.037	198	254
3	1:41.605	22.406	156	47.202	191	31.997	201	256	18	1:41.226	22.273	155	46.841	190	32.112	201	257
4	1:40.999	22.253	<b>156</b>	46.711	189	32.035	199	255	19	1:41.301	22.337	154	46.798	189	32.166	200	255
5	1:41.322	22.274	156	46.928	189	32.120	201	256	20	1:41.463	22.314	155	46.911	187	32.238	199	257
6	1:40.583	22.237	156	46.531	190	31.815	200	257	21	1:41.572	22.387	154	46.878	189	32.307	200	257
7	1:40.551	22.054	156	46.516	191	31.981	200	<b>258</b>	22	1:41.563	22.511	154	46.827	190	32.225	199	255
8	1:40.264	21.966	156	<b>46.398</b>	190	31.900	200	255	23	1:41.492	22.511	154	46.699	189	32.282	199	254
9	1:40.432	21.957	156	46.482	191	31.993	199	256	24	1:41.481	22.444	156	46.797	187	32.240	201	257
10	<b>1:40.187</b>	<b>21.953</b>	156	46.504	191	31.730	201	257	25	1:41.830	22.396	155	46.825	188	32.609	199	255
11	1:40.295	22.025	156	46.480	<b>191</b>	31.790	200	255	26	1:48.267	22.447	154	47.406	181	38.414	58	255
12	1:40.420	22.065	155	46.479	190	31.876	200	256	27	2:09.859	50.658	152	46.891	189	32.310	199	255
13	1:45.009	22.150	155	46.631	190	36.228	57	255	28	1:41.316	22.337	155	46.555	191	32.424	199	255
14	2:45.912	1:27.115	154	46.822	191	31.975	198	252	29	1:41.360	22.386	156	46.831	189	32.143	201	257
15	1:40.534	22.157	154	46.605	190	31.772	199	253	30	1:40.761	22.170	155	46.698	190	31.893	200	254

Lap	Time	SE1	SP1	SE2	SP2	SE3	SP3	TSP	Lap	Time	SE1	SP1	SE2	SP2	SE3	SP3	TSP
<b>31 Niederhauser, CHE / van der Linde, ZAF</b>									<b>theoretical besttime: 1:39.752</b>								
1	2:49.414	25.549	153	1:10.593	76	1:13.272	18	251	16	1:44.753	22.054	155	46.572	189	36.127	58	<b>255</b>
2	18:35.638	16:48.346	120	1:01.992	145	45.300	197	191	17	2:46.012	1:26.865	154	46.895	188	32.252	199	252
3	1:41.321	22.339	154	46.945	187	32.037	200	251	18	1:40.771	22.202	155	46.758	189	31.811	200	254
4	1:41.716	22.160	155	47.495	187	32.061	199	251	19	1:40.540	22.056	154	46.799	189	31.685	200	254
5	1:40.800	22.154	155	46.806	188	31.840	200	252	20	1:40.835	22.207	154	46.735	187	31.893	199	254
6	1:40.312	22.064	<b>156</b>	46.495	190	31.753	200	253	21	1:40.919	22.253	156	46.784	189	31.882	201	254
7	1:40.163	22.062	156	46.401	190	31.700	201	254	22	1:40.884	22.161	154	46.687	189	32.036	198	254
8	1:40.227	22.018	155	46.424	189	31.785	201	254	23	1:41.140	22.192	155	46.783	189	32.165	197	253
9	1:40.037	<b>21.868</b>	156	46.507	<b>191</b>	31.662	201	254	24	1:40.978	22.163	156	46.709	188	32.106	201	254
10	1:39.926	21.934	155	46.391	191	31.601	<b>202</b>	253	25	1:40.914	22.302	154	46.648	189	31.964	201	254
11	1:39.963	21.932	156	46.397	191	31.634	200	253	26	1:40.856	22.124	155	46.670	189	32.062	198	254
12	1:40.010	21.991	155	<b>46.327</b>	191	31.692	199	253	27	1:41.220	22.332	155	46.728	189	32.160	199	255
13	<b>1:39.899</b>	21.928	155	46.414	190	<b>31.557</b>	201	252	28	1:41.302	22.314	155	46.608	190	32.380	198	254
14	1:40.242	21.995	155	46.436	189	31.811	201	252	29	1:41.873	22.526	156	46.816	189	32.531	199	254
15	1:40.126	21.993	155	46.443	189	31.690	201	254	30	1:42.300	22.453	155	46.986	188	32.861	197	254

Lap	Time	SE1	SP1	SE2	SP2	SE3	SP3	TSP	Lap	Time	SE1	SP1	SE2	SP2	SE3	SP3	TSP
<b>33 Salaquarda, CZE / Stippler, DEU</b>									<b>theoretical besttime: 1:40.000</b>								
1	19:06.639	27.030	155	1:14.935	79	17:24.674	0	258	16	2:46.031	1:26.819	153	47.020	189	32.192	201	256
2	2:20.260	34.968	146	1:01.557	124	43.735	199	214	17	1:41.075	22.262	156	46.701	188	32.112	201	257
3	1:41.658	22.467	157	46.970	190	32.221	198	257	18	1:41.035	22.197	154	46.613	189	32.225	200	257
4	1:40.916	22.186	158	46.555	190	32.175	201	257	19	1:41.422	22.269	156	46.827	184	32.326	201	258
5	1:41.341	22.207	157	47.049	188	32.085	201	258	20	1:41.436	22.326	156	46.784	190	32.326	201	258
6	1:40.592	22.091	<b>158</b>	46.560	191	31.941	200	<b>259</b>	21	1:41.431	22.393	155	46.855	186	32.183	202	257
7	1:40.339	22.145	157	<b>46.301</b>	191	31.893	201	259	22	1:41.282	22.393	156	46.620	189	32.269	200	258
8	1:40.312	<b>21.945</b>	157	46.402	191	31.965	201	258	23	1:41.414	22.331	156	46.659	188	32.424	200	259
9	1:40.300	21.967	156	46.382	191	31.951	200	258	24	1:41.490	22.432	156	46.650	190	32.408	201	258
10	1:40.247	22.077	156	46.416	191	<b>31.754</b>	201	257	25	1:41.555	22.446	155	46.726	189	32.383	201	259





# ADAC GT Masters

## Sector List Race 2

Provisional



Hockenheimring, Length: 4574m

Air temperature: 29.18°C

Track temperature: 38.23°C

Weather condition: Dry

**DMSB** Reg. Nr.: DMSB 244/19

Sunday, September 15, 2019 13:05:00

Lap	Time	SE1	SP1	SE2	SP2	SE3	SP3	TSP	Lap	Time	SE1	SP1	SE2	SP2	SE3	SP3	TSP
11	1:40.191	22.019	156	46.412	192	31.760	201	258	26	1:43.801	22.500	156	47.001	187	34.300	200	259
12	1:40.484	22.009	156	46.345	189	32.130	201	257	27	1:42.032	22.694	155	47.045	188	32.293	201	257
13	1:40.743	22.191	156	46.564	191	31.988	202	258	28	1:41.437	22.421	156	46.816	187	32.200	201	257
14	1:41.157	22.320	157	46.790	189	32.047	201	258	29	1:41.816	22.478	156	46.930	188	32.408	200	257
15	1:46.143	22.210	156	46.536	190	37.397	58	258	30	1:41.755	22.574	155	46.796	189	32.385	201	256

### 36 Dienst, DEU / Read, AUS

theoretical besttime: 1:40.539

1	19:15.991	30.484	111	1:32.853	73	17:12.654	73	134	16	1:46.093	22.422	156	46.784	189	36.887	59	256
2	2:16.871	41.551	148	55.903	184	39.417	194	155	17	2:46.449	1:26.966	151	47.263	188	32.220	202	252
3	1:42.424	22.727	156	47.047	189	32.650	199	255	18	1:41.221	22.301	156	46.750	191	32.170	201	255
4	1:43.421	22.572	157	48.373	188	32.476	199	255	19	1:41.424	22.343	156	46.668	192	32.413	197	256
5	1:41.257	22.269	156	46.770	190	32.218	200	255	20	1:41.461	22.481	157	46.864	189	32.116	200	257
6	1:40.757	22.278	157	46.506	191	31.973	200	256	21	1:41.054	22.309	156	46.633	190	32.112	201	256
7	1:41.693	22.471	156	47.047	190	32.175	199	255	22	1:41.144	22.342	157	46.723	189	32.079	202	257
8	1:40.832	22.250	156	46.498	190	32.084	200	257	23	1:41.144	22.347	157	46.718	191	32.079	201	254
9	1:40.760	22.218	157	46.548	191	31.994	201	257	24	1:41.279	22.320	155	46.798	190	32.161	202	254
10	1:40.874	22.312	157	46.531	191	32.031	199	257	25	1:41.512	22.496	156	46.767	189	32.249	201	255
11	1:41.149	22.184	155	46.803	191	32.162	200	255	26	1:41.549	22.359	157	46.795	190	32.395	201	257
12	1:41.410	22.603	155	46.783	191	32.024	199	254	27	1:41.938	22.518	155	46.931	189	32.489	202	257
13	1:40.703	22.348	156	46.472	191	31.883	201	255	28	1:41.848	22.447	156	46.932	189	32.469	199	257
14	1:41.203	22.433	156	46.615	190	32.155	200	255	29	1:41.783	22.519	157	46.794	190	32.470	201	257
15	1:41.127	22.501	155	46.636	191	31.990	201	255	30	1:42.291	22.547	156	47.307	189	32.437	201	258

### 47 Dontje, NLD / Götz, DEU

theoretical besttime: 1:40.271

1	19:08.950	26.862	153	1:13.651	69	17:28.437	37	257	16	1:45.343	22.264	158	46.663	190	36.416	59	256
2	2:18.851	35.660	150	1:00.474	121	42.717	198	181	17	2:46.468	1:27.401	157	46.868	189	32.199	199	254
3	1:42.106	22.502	158	47.335	190	32.269	200	255	18	1:41.463	22.459	157	46.811	190	32.193	199	255
4	1:40.972	22.298	157	46.624	189	32.050	200	255	19	1:41.555	22.561	158	46.810	190	32.184	198	255
5	1:41.000	22.243	157	46.650	190	32.107	201	256	20	1:41.469	22.441	158	46.829	189	32.199	199	257
6	1:40.809	22.264	159	46.549	191	31.996	201	257	21	1:41.199	22.309	156	46.808	191	32.082	200	257
7	1:40.832	22.172	158	46.521	190	32.139	200	256	22	1:41.368	22.398	157	46.803	190	32.167	199	256
8	1:40.363	22.116	157	46.418	191	31.829	201	257	23	1:41.559	22.497	158	46.727	190	32.335	198	255
9	1:40.332	22.120	157	46.402	192	31.810	201	256	24	1:41.502	22.489	158	46.791	190	32.222	199	257
10	1:40.329	22.100	157	46.460	191	31.769	202	257	25	1:41.519	22.451	158	46.768	190	32.300	200	256
11	1:40.500	22.216	157	46.423	192	31.861	201	256	26	1:41.878	22.626	154	46.711	190	32.541	200	256
12	1:40.826	22.146	157	46.665	190	32.015	200	255	27	1:42.728	22.772	160	47.393	188	32.563	198	251
13	1:40.693	22.195	158	46.529	191	31.969	200	255	28	1:42.024	22.586	158	46.808	189	32.630	198	257
14	1:41.168	22.287	158	46.615	191	32.266	201	257	29	1:42.116	22.611	156	47.024	190	32.481	200	257
15	1:41.054	22.549	156	46.636	191	31.869	201	255	30	1:42.503	22.493	157	47.214	188	32.796	199	257

### 63 Bortolotti, ITA / Engelhart, DEU

theoretical besttime: 1:40.532

1	19:10.421	27.518	155	1:16.471	80	17:26.432	50	257	16	2:45.336	1:26.598	156	46.739	190	31.999	198	254
2	2:18.405	36.799	155	59.241	114	42.365	198	159	17	1:40.868	22.104	157	46.691	190	32.073	200	255
3	1:42.017	22.282	156	47.237	188	32.498	198	255	18	1:41.544	22.180	158	47.074	190	32.290	200	258
4	1:41.402	22.220	156	46.736	189	32.446	199	254	19	1:41.455	22.274	155	46.850	188	32.331	199	257
5	1:41.881	22.243	157	47.277	189	32.361	199	257	20	1:41.347	22.519	156	46.612	188	32.216	199	259
6	1:40.678	22.076	157	46.535	190	32.067	199	256	21	1:41.949	22.218	156	47.035	188	32.696	198	258
7	1:40.833	22.096	156	46.694	189	32.043	200	255	22	1:40.892	22.253	156	46.646	190	31.993	199	257
8	1:40.814	22.059	157	46.631	189	32.124	198	256	23	1:40.983	22.218	157	46.539	188	32.226	199	255
9	1:40.667	22.147	157	46.554	190	31.966	200	255	24	1:41.291	22.359	156	46.796	190	32.136	199	256
10	1:40.755	22.152	157	46.597	190	32.006	199	255	25	1:41.141	22.406	156	46.680	189	32.055	200	257
11	1:40.763	22.117	157	46.627	189	32.019	200	255	26	1:41.498	22.373	157	46.732	189	32.393	199	257
12	1:40.832	22.187	157	46.678	191	31.967	199	255	27	1:42.009	22.466	157	46.956	190	32.587	200	258
13	1:40.713	22.240	157	46.532	190	31.941	199	254	28	1:42.042	22.601	155	47.020	187	32.421	199	258
14	1:40.910	22.233	158	46.606	190	32.071	199	256	29	1:42.181	22.656	157	47.037	186	32.488	200	259
15	1:45.741	22.181	157	46.743	190	36.817	57	257	30	1:42.480	22.556	156	47.183	183	32.741	198	258

### 69 Luhr, DEU / Holzer, DEU

theoretical besttime: 1:40.545

1	19:16.825	29.779	150	1:23.010	76	17:24.036	80	201	16	2:45.760	1:26.419	155	47.179	188	32.162	199	253
2	2:16.696	42.700	146	56.034	184	37.962	199	156	17	1:42.099	22.662	155	47.102	189	32.335	198	254
3	1:42.619	22.942	156	47.187	187	32.490	199	254	18	1:41.721	22.498	156	46.950	187	32.273	198	254
4	1:41.864	22.388	158	47.313	187	32.163	201	258	19	1:41.893	22.495	156	46.993	189	32.405	197	254
5	1:41.150	22.255	157	46.821	190	32.074	201	254	20	1:42.673	22.464	156	47.647	189	32.562	198	254

ver: 1.0

[www.adac.de/motorsport](http://www.adac.de/motorsport)

Page 6/ 8 printed: 15.9.2019 14:21

ADAC Vorteilswelt

Audi Sport

motorsport

CAMP DAVID

DEKRA

Elfracht

Nerrenausstatter.de

KÄRCHER

kfzteile24

KÜHNE+NAGEL

PIRELLI

postcon

FR RACING

RAVENOL

SPORT Bild

WINN BUSCH

DMSB

2019 INTERNATIONAL SERIES





# ADAC GT Masters

## Sector List Race 2

Provisional



Hockenheimring, Length: 4574m

Air temperature: 29.18°C

Track temperature: 38.23°C

Weather condition: Dry

**DMSB** Reg. Nr.: DMSB 244/19

Sunday, September 15, 2019 13:05:00

Lap	Time	SE1	SP1	SE2	SP2	SE3	SP3	TSP	Lap	Time	SE1	SP1	SE2	SP2	SE3	SP3	TSP
6	1:40.795	22.176	157	46.535	191	32.084	201	254	21	1:41.858	22.655	156	47.060	187	32.143	199	255
7	1:41.710	22.435	156	47.083	188	32.192	199	255	22	1:41.691	22.512	157	46.854	190	32.325	199	254
8	1:40.868	22.268	156	46.609	189	31.991	201	255	23	1:41.514	22.513	156	46.782	189	32.219	199	255
9	<b>1:40.634</b>	<b>22.063</b>	156	46.602	190	<b>31.969</b>	199	255	24	1:41.567	22.597	156	46.807	190	32.163	199	253
10	1:40.775	22.273	158	<b>46.513</b>	<b>191</b>	31.989	201	254	25	1:41.780	22.489	155	47.037	188	32.254	198	254
11	1:40.966	22.172	157	46.650	189	32.144	201	256	26	1:41.663	22.484	157	46.851	190	32.328	198	254
12	1:41.053	22.348	158	46.664	190	32.041	200	254	27	1:41.851	22.571	157	46.760	189	32.520	200	255
13	1:40.991	22.355	157	46.613	191	32.023	200	252	28	1:42.086	22.634	158	47.003	190	32.449	197	254
14	1:41.058	22.223	157	46.771	188	32.064	201	252	29	1:41.953	22.595	156	46.995	191	32.363	199	254
15	1:45.837	22.437	158	46.757	190	36.643	57	253	30	1:42.501	22.796	155	47.095	190	32.610	199	254

### 71 Paul, DEU / Tregurtha, GBR

theoretical besttime: 1:40.297

1	19:15.876	28.741	151	1:21.710	79	17:25.425	71	220	16	1:41.669	22.720	155	46.840	187	32.109	198	254
2	2:16.189	39.849	144	56.296	184	40.044	194	162	17	1:42.097	22.545	152	47.160	187	32.392	199	255
3	1:42.425	22.762	154	47.290	188	32.373	198	254	18	1:42.424	22.556	155	47.350	188	32.518	199	<b>258</b>
4	1:41.435	22.407	152	47.016	188	32.012	199	253	19	1:41.516	22.486	155	46.808	189	32.222	198	255
5	1:41.250	22.392	156	46.847	189	32.011	199	255	20	1:41.686	22.441	156	46.890	188	32.355	198	256
6	1:40.910	22.274	156	46.711	190	31.925	199	255	21	1:42.038	22.469	155	46.874	187	32.695	199	257
7	1:41.512	22.260	157	46.977	188	32.275	199	255	22	1:59.273	22.487	154	50.118	143	46.668	57	256
8	1:40.786	22.163	157	46.697	189	31.926	<b>201</b>	255	23	2:19.562	59.477	150	47.581	187	32.504	197	249
9	1:40.770	22.147	157	46.696	190	31.927	200	254	24	1:41.689	22.682	155	46.842	187	32.165	199	252
10	<b>1:40.710</b>	22.237	<b>157</b>	46.748	190	<b>31.725</b>	200	254	25	1:41.051	22.406	155	<b>46.437</b>	<b>189</b>	32.208	199	254
11	1:40.857	<b>22.135</b>	156	46.665	188	32.057	199	254	26	1:41.258	22.417	155	46.733	189	32.108	199	254
12	1:40.860	22.256	155	46.720	<b>191</b>	31.884	198	252	27	1:41.949	22.689	155	46.914	188	32.346	198	254
13	1:41.322	22.377	156	46.791	190	32.154	198	254	28	1:41.732	22.498	155	46.961	188	32.273	198	254
14	1:46.059	22.440	155	46.961	189	36.658	59	253	29	1:41.561	22.457	155	46.803	189	32.301	199	254
15	2:48.956	1:28.753	151	47.559	187	32.644	197	250	30	1:41.496	22.490	155	46.763	190	32.243	199	255

### 77 Pommer, DEU / Kirchhöfer, DEU

theoretical besttime:

1																	
---	--	--	--	--	--	--	--	--	--	--	--	--	--	--	--	--	--

### 82 Ineichen, CHE / Perera, FRA

theoretical besttime: 1:39.873

1	5:26.088	26.154	149	1:11.454	79	3:48.480	0	255	16	1:44.778	22.158	159	46.399	191	36.221	57	257
2	15:59.427	14:12.367	128	1:01.929	148	45.131	198	184	17	2:49.334	1:30.457	156	46.706	190	32.171	201	255
3	1:41.469	22.322	157	46.912	190	32.235	201	255	18	1:41.109	22.372	158	46.583	191	32.154	200	257
4	1:41.512	22.146	158	47.242	189	32.124	199	255	19	1:41.907	22.663	156	46.835	189	32.409	201	255
5	1:40.957	22.172	158	47.026	192	31.759	201	256	20	1:41.624	22.427	156	46.852	191	32.345	200	255
6	1:40.293	22.040	158	46.410	191	31.843	201	257	21	1:41.401	22.350	158	46.634	189	32.417	201	255
7	1:40.213	22.060	<b>159</b>	46.318	191	31.835	202	257	22	1:41.494	22.430	156	46.672	190	32.392	198	256
8	1:40.072	22.080	159	46.236	191	31.756	202	257	23	1:41.639	22.509	155	46.872	190	32.258	201	255
9	1:40.181	<b>21.991</b>	158	46.335	191	31.855	200	257	24	1:41.302	22.254	157	46.682	190	32.366	202	255
10	<b>1:39.902</b>	21.994	158	<b>46.225</b>	<b>192</b>	31.683	201	257	25	1:41.670	22.479	157	46.725	189	32.466	200	255
11	1:39.924	22.029	158	46.238	192	<b>31.657</b>	201	256	26	1:41.641	22.425	157	46.669	188	32.547	200	255
12	1:40.223	22.133	158	46.391	192	31.699	<b>203</b>	257	27	1:41.646	22.472	157	46.573	191	32.601	200	257
13	1:40.214	22.077	158	46.479	192	31.658	201	256	28	1:41.845	22.595	157	46.779	188	32.471	201	256
14	1:40.484	22.134	158	46.457	192	31.893	201	255	29	1:42.027	22.531	154	46.753	189	32.743	201	255
15	1:40.326	22.199	158	46.344	192	31.783	202	257	30	1:42.832	23.062	157	46.959	190	32.811	199	<b>258</b>

### 92 Seefried, DEU / Campbell, AUS

theoretical besttime: 1:40.154

1	19:10.893	28.041	150	1:18.519	79	17:24.333	48	218	16	1:45.478	22.481	155	46.762	190	36.235	58	252
2	2:18.356	37.603	156	59.077	122	41.676	196	198	17	2:46.407	1:27.195	157	47.137	189	32.075	199	252
3	1:41.877	22.343	158	47.203	190	32.331	200	252	18	1:41.709	22.447	155	47.245	189	32.017	199	252
4	1:41.303	22.391	158	46.622	191	32.290	201	254	19	1:41.830	22.364	156	46.984	188	32.482	197	253
5	1:40.710	22.442	158	46.618	190	<b>31.650</b>	<b>201</b>	<b>257</b>	20	1:42.387	22.527	156	47.319	189	32.541	199	253
6	1:40.435	<b>21.995</b>	158	46.563	191	31.877	201	253	21	1:42.148	22.643	155	47.148	187	32.357	200	254
7	1:40.811	22.131	159	46.771	189	31.909	200	255	22	1:42.195	22.542	156	47.156	189	32.497	195	252
8	1:40.569	22.116	159	46.624	190	31.829	201	254	23	1:42.321	22.490	156	47.323	188	32.508	198	253
9	<b>1:40.397</b>	22.048	158	<b>46.509</b>	191	31.840	201	256	24	1:42.370	22.508	153	47.365	188	32.497	199	253
10	1:40.540	22.052	159	46.765	<b>192</b>	31.723	199	253	25	1:44.746	22.568	156	48.935	171	33.243	198	254
11	1:40.436	22.070	<b>159</b>	46.609	191	31.757	200	253	26	1:42.060	22.642	156	47.051	186	32.367	200	252
12	1:40.596	22.089	158	46.663	191	31.844	199	253	27	1:41.961	22.608	154	47.012	188	32.341	201	253
13	1:40.771	22.206	159	46.697	191	31.868	200	254	28	1:41.882	22.515	157	47.012	188	32.355	199	252
14	1:40.976	22.267	158	46.637	190	32.072	199	254	29	1:42.232	22.680	157	47.010	189	32.542	199	254

ver: 1.0

[www.adac.de/motorsport](http://www.adac.de/motorsport)

Page 7/ 8 printed: 15.9.2019 14:21



# ADAC GT Masters

## Sector List Race 2

Provisional



Hockenheimring, Length: 4574m

Air temperature: 29.18°C

Track temperature: 38.23°C

Weather condition: Dry

**DMSB** Reg. Nr.: DMSB 244/19

Sunday, September 15, 2019 13:05:00

Lap	Time	SE1	SP1	SE2	SP2	SE3	SP3	TSP	Lap	Time	SE1	SP1	SE2	SP2	SE3	SP3	TSP
15	1:41.651	22.448	158	47.025	192	32.178	200	255	30	1:43.498	22.570	156	48.040	187	32.888	198	254

**98** Griessner, AUT / George, GBR

**theoretical besttime: 1:41.417**

1	19:21.695	32.447	113	1:32.999	68	17:16.249	88	196	16	1:42.714	22.791	156	47.128	188	32.795	199	257
2	2:16.220	44.683	135	58.328	183	33.209	198	153	17	1:42.709	22.840	156	47.332	186	32.537	201	257
3	1:43.599	22.735	152	48.187	188	32.677	<b>201</b>	257	18	1:43.456	22.904	154	47.727	186	32.825	198	257
4	1:41.790	22.521	156	46.882	188	32.387	199	257	19	1:43.199	22.957	156	47.476	189	32.766	199	257
5	1:41.605	22.517	155	<b>46.774</b>	<b>190</b>	32.314	199	258	20	1:42.769	22.802	156	47.106	189	32.861	197	257
6	<b>1:41.455</b>	<b>22.335</b>	<b>158</b>	46.789	190	32.331	198	258	21	1:45.416	23.136	151	48.335	179	33.945	188	257
7	1:43.304	22.525	158	47.256	187	33.523	201	258	22	1:44.542	23.735	146	48.021	189	32.786	199	250
8	1:42.073	22.592	156	46.956	190	32.525	196	258	23	1:43.237	23.017	156	47.387	187	32.833	199	257
9	1:41.813	22.630	157	46.875	190	<b>32.308</b>	199	258	24	1:42.964	22.926	158	47.246	189	32.792	200	257
10	1:42.648	22.559	155	47.344	189	32.745	197	257	25	1:42.835	22.833	158	47.147	188	32.855	199	257
11	1:42.903	22.873	156	47.326	189	32.704	198	257	26	1:43.318	23.061	158	47.381	189	32.876	199	258
12	1:48.535	22.796	156	47.773	187	37.966	59	257	27	1:43.277	22.939	157	47.387	190	32.951	198	257
13	2:49.943	1:28.192	143	48.223	188	33.528	198	<b>253</b>	28	1:43.551	23.257	157	47.380	187	32.914	199	256
14	1:44.559	23.042	152	48.551	189	32.966	199	<b>260</b>	29	1:43.359	23.026	157	47.477	188	32.856	198	255
15	1:42.839	22.927	158	47.241	188	32.671	200	258	30	1:43.684	23.116	157	47.439	187	33.129	198	257



# ADAC GT Masters

## Top speed list Race 2

Provisional



Hockenheimring, Length: 4574m

Air temperature: 29.18°C

Track temperature: 38.23°C

Weather condition: Dry

**DMSB** Reg. Nr.: DMSB 244/19

Sunday, September 15, 2019 13:05:00

#	Name (NAT)	Team	Car name	Speed	Lap	Race time
13	David Jahn (DEU)	RWT Racing (AUT)	Corvette C7 GT3-R	262.77	18	30:14.931
7	Sebastian Asch (DEU)	HB Racing (AUT)	Ferrari 488 GT3	262.13	7	10:35.352
14	Jens Klingmann (DEU)	MRS GT-Racing (DEU)	BMW M6 GT3	260.24	3	3:45.562
98	David Griessner (AUT)	PROpeak Performance (DEU)	Aston Martin Vantage AMR GT3	260.24	14	23:49.170
33	Frank Stippler (DEU)	Team ISR (CZE)	Audi R8 LMS GT3	259.61	6	8:41.349
63	Mirko Bortolotti (ITA)	ORANGE1 by GRT Grasser (AUT)	Lamborghini Huracan GT3 EVO	259.61	20	33:27.088
25	Jeffrey Schmidt (CHE)	BWT Mücke Motorsport (DEU)	Audi R8 LMS GT3	259.61	28	47:34.169
29	Christopher Mies (DEU)	Montaplast by Land-Motorsport (DEU)	Audi R8 LMS GT3	258.99	7	10:22.309
21	Daniel Keilwitz (DEU)	Team ZAKSPEED BKK Mobil Oil Racing (DEU)	Mercedes-AMG GT3	258.99	8	12:06.705
24	Markus Winkelhock (DEU)	BWT Mücke Motorsport (DEU)	Audi R8 LMS GT3	258.99	8	12:14.687
82	Rolf Ineichen (CHE)	ORANGE1 by GRT Grasser (AUT)	Lamborghini Huracan GT3 EVO	258.99	30	50:16.272
36	Marvin Dienst (DEU)	Schütz Motorsport (DEU)	Mercedes-AMG GT3	258.99	30	50:31.427
19	Marco Mapelli (ITA)	ORANGE1 by GRT Grasser (AUT)	Lamborghini Huracan GT3 EVO	258.37	4	5:23.444
20	Mick Wishofer (AUT)	Team ZAKSPEED BKK Mobil Oil Racing (DEU)	Mercedes-AMG GT3	258.37	4	5:26.797
69	Marco Holzer (DEU)	Iron Force Racing	Porsche 911 GT3 R	258.37	4	5:27.040
26	Stefan Mücke (DEU)	BWT Mücke Motorsport (DEU)	Audi R8 LMS GT3	258.37	6	8:45.634
71	Maximilian Paul (DEU)	T3 Motorsport	Audi R8 LMS GT3	258.37	18	30:14.861
17	Klaus Bachler (AUT)	KÜS TEAM75 Bernhard (DEU)	Porsche 911 GT3 R	257.75	5	7:00.086
47	Maximilian Götz (DEU)	MANN-FILTER Team HTP (DEU)	Mercedes-AMG GT3	257.75	6	8:42.652
1	Thomas Preining (AUT)	Precote Herberth Motorsport (DEU)	Porsche 911 GT3 R	257.14	1	34.054
92	Matt Campbell (AUS)	SSR Performance (DEU)	Porsche 911 GT3 R	257.14	5	7:03.403
28	Dries Vanthoor (BEL)	Montaplast by Land-Motorsport (DEU)	Audi R8 LMS GT3	257.14	6	8:40.510
18	Matteo Cairoli (ITA)	KÜS TEAM75 Bernhard (DEU)	Porsche 911 GT3 R	256.53	5	7:01.996
12	Mattia Drudi (ITA)	EFP Car Collection by TECE	Audi R8 LMS GT3	256.53	6	8:46.689
4	Gosia Rdest (POL)	Aust Motorsport (DEU)	Audi R8 LMS GT3	256.53	12	19:11.070
11	Pierre Kaffer (DEU)	EFP Car Collection by TECE	Audi R8 LMS GT3	255.92	5	7:12.013
31	Kelvin van der Linde (ZAF)	HCB-Rutronik-Racing	Audi R8 LMS GT3	255.92	16	25:20.525