


Silverstone
International GT Open
Free Practice - 2
Provisional Results



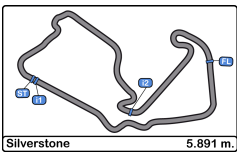
Cls	Nº	Entrant/Team	Nat	Driver 1	Nat	Driver 2	Nat	Vehicle	Cat	Cls	Laps	Best	Time	Gap	Interval	Km/h
1	20	SPS Automotive Performance	DEU	Valentin Pierburg	DEU	Tom Onslow-Cole	GBR	Mercedes AMG GT3	PROAM	1	23	18	1:58.135			179.8
2	21	Spirit of Race	ITA	Duncan Cameron	GBR	Matt Griffin	GBR	Ferrari 488 GT3	PROAM	2	21	20	1:58.359	0.224	0.224	179.4
3	10	SPS Automotive Performance	DEU	Miguel Ramos	PRT	Fabrizio Crestani	ITA	Mercedes AMG GT3	PRO	1	26	18	1:58.599	0.464	0.240	179.1
4	14	Emil Frey Racing	CHE	Norbert Siedler	AUT	Mikaël Grenier	CAN	Lamborghini Huracan GT3 EVO	PRO	2	22	14	1:58.614	0.479	0.015	179.0
5	50	Kessel Racing	CHE	John Hartshorne	GBR	Oliver Hancock	GBR	Ferrari 488 GT3	PROAM	3	26	25	1:58.626	0.491	0.012	179.0
6	66	Vincenzo Sospiri Racing	ITA	Frederik Schandorff	DNK	Tuomas Tujula	FIN	Lamborghini Huracan GT3 EVO	PROAM	4	22	18	1:58.914	0.779	0.288	178.6
7	16	Teo Martín Motorsport	ESP	Marcelo Hahn	BRA	Allam Khodair	BRA	McLaren 720 s	PROAM	5	19	18	1:59.053	0.918	0.139	178.4
8	63	Emil Frey Racing	CHE	Albert Costa	ESP	Giacomo Altoè	ITA	Lamborghini Huracan GT3 EVO	PRO	3	20	15	1:59.097	0.962	0.044	178.3
9	12	Ombra Racing	ITA	Federico Leo	ITA	Najiy Razak	MYS	Lamborghini Huracan GT3 EVO	PRO	4	21	20	1:59.184	1.049	0.087	178.2
10	17	Teo Martín Motorsport	ESP	Fran Rueda	ESP	Andrés Saravia	GTN	McLaren 720 s	PRO	5	27	23	1:59.296	1.161	0.112	178.0
11	3	Senkyr Motorsport	CZE	Beitske Visser	NLD	Richard Gonda	GBR	BMW M6 GT3	PRO	6	25	15	1:59.409	1.274	0.113	177.9
12	59	Teo Martín Motorsport	ESP	Martin Kodrić	HRV	Henrique Chaves	PRT	McLaren 720 s	PRO	7	23	12	1:59.457	1.322	0.048	177.8
13	33	HTP Motorsport / Winward Racing	DEU	Russell Ward	USA	Indy Dontje	NLD	Mercedes AMG GT3	PROAM	6	24	16	1:59.544	1.409	0.087	177.7
14	96	Optimum Motorsport	GBR	Oliver Wilkinson	GBR	Darren Turner	GBR	Aston Martin GT3 AMR MY2019	PRO	8	26	25	1:59.640	1.505	0.096	177.5
15	19	Raton Racing by Target	ITA	Jiatong Liang	CHN	Raffaele Giammaria	ITA	Lamborghini Huracan GT3 EVO	PROAM	7	23	10	1:59.997	1.862	0.357	177.0
16	6	Antonelli MotorSport	ITA	Daniel Zampieri	ITA	Loris Spinelli	ITA	Mercedes AMG GT3	PRO	9	24	9	2:00.156	2.021	0.159	176.8
17	27	Lazarus Racing	ITA	Nicola De Marco	ITA	Eliseo Martínez	ESP	Lamborghini Huracan GT3 EVO	PRO	10	22	10	2:00.530	2.395	0.374	176.2
18	99	Sports and You	PRT	Manuel Da Costa	PRT	Miguel Sardinha	PRT	Mercedes AMG GT3	AM	1	21	20	2:00.558	2.423	0.028	176.2
19	8	Antonelli MotorSport	ITA	Giuseppe Cipriani	ITA		ITA	Mercedes AMG GT3	AM	2	19	15	2:00.586	2.451	0.028	176.1
20	9	Antonelli MotorSport	ITA	Davide Roda	ITA		ITA	Mercedes AMG GT3	AM	3	23	22	2:00.757	2.622	0.171	175.9

Published at:.....

Track Temp: 19.4 °C Air Temp: 17.1 °C Humidity: 69 % Track Status: DRY

Stewards:	Race Director:	Timekeeper: 
------------------	-----------------------	--





Silverstone
International GT Open
Free Practice - 2
Provisional Results by Class



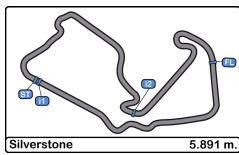
Cls	Nº	Entrant/Team	Nat	Driver 1	Nat	Driver 2	Nat	Vehicle	Cat	Cls	Laps	Best	Time	Gap	Interval	Km/h
PRO																
1	10	SPS Automotive Performance	DEU	Miguel Ramos	PRT	Fabrizio Crestani	ITA	Mercedes AMG GT3	PRO	1	26	18	1:58.599			179.1
2	14	Emil Frey Racing	CHE	Norbert Siedler	AUT	Mikaël Grenier	CAN	Lamborghini Huracan GT3 EVO	PRO	2	22	14	1:58.614	0.015	0.015	179.0
3	63	Emil Frey Racing	CHE	Albert Costa	ESP	Giacomo Altoè	ITA	Lamborghini Huracan GT3 EVO	PRO	3	20	15	1:59.097	0.498	0.483	178.3
4	12	Ombra Racing	ITA	Federico Leo	ITA	Najiy Razak	MYS	Lamborghini Huracan GT3 EVO	PRO	4	21	20	1:59.184	0.585	0.087	178.2
5	17	Teo Martín Motorsport	ESP	Fran Rueda	ESP	Andrés Saravia	GTM	McLaren 720 s	PRO	5	27	23	1:59.296	0.697	0.112	178.0
6	3	Senkyr Motorsport	CZE	Beitske Visser	NLD	Richard Gonda	SRB	BMW M6 GT3	PRO	6	25	15	1:59.409	0.810	0.113	177.9
7	59	Teo Martín Motorsport	ESP	Martin Kodrić	HRV	Henrique Chaves	PRT	McLaren 720 s	PRO	7	23	12	1:59.457	0.858	0.048	177.8
8	96	Optimum Motorsport	GBR	Oliver Wilkinson	GBR	Darren Turner	GBR	Aston Martin GT3 AMR MY2019	PRO	8	26	25	1:59.640	1.041	0.183	177.5
9	6	Antonelli MotorSport	ITA	Daniel Zampieri	ITA	Loris Spinelli	ITA	Mercedes AMG GT3	PRO	9	24	9	2:00.156	1.557	0.516	176.8
10	27	Lazarus Racing	ITA	Nicola De Marco	ITA	Eliseo Martínez	ESP	Lamborghini Huracan GT3 EVO	PRO	10	22	10	2:00.530	1.931	0.374	176.2
PROAM																
1	20	SPS Automotive Performance	DEU	Valentin Pierburg	DEU	Tom Onslow-Cole	GBR	Mercedes AMG GT3	PROAM	1	23	18	1:58.135			179.8
2	21	Spirit of Race	ITA	Duncan Cameron	GBR	Matt Griffin	IRL	Ferrari 488 GT3	PROAM	2	21	20	1:58.359	0.224	0.224	179.4
3	50	Kessel Racing	CHE	John Hartshorne	GBR	Oliver Hancock	GBR	Ferrari 488 GT3	PROAM	3	26	25	1:58.626	0.491	0.267	179.0
4	66	Vincenzo Sospiri Racing	ITA	Frederik Schandorff	DNK	Tuomas Tujula	FIN	Lamborghini Huracan GT3 EVO	PROAM	4	22	18	1:58.914	0.779	0.288	178.6
5	16	Teo Martín Motorsport	ESP	Marcelo Hahn	BRA	Allam Khodair	BRA	McLaren 720 s	PROAM	5	19	18	1:59.053	0.918	0.139	178.4
6	33	HTP Motorsport / Winward Racing	DEU	Russell Ward	USA	Indy Dontje	NLD	Mercedes AMG GT3	PROAM	6	24	16	1:59.544	1.409	0.491	177.7
7	19	Raton Racing by Target	ITA	Jiatong Liang	CHN	Raffaele Giammaria	ITA	Lamborghini Huracan GT3 EVO	PROAM	7	23	10	1:59.997	1.862	0.453	177.0
AM																
1	99	Sports and You	PRT	Manuel Da Costa	PRT	Miguel Sardinha	PRT	Mercedes AMG GT3	AM	1	21	20	2:00.558			176.2
2	8	Antonelli MotorSport	ITA	Giuseppe Cipriani	ITA			Mercedes AMG GT3	AM	2	19	15	2:00.586	0.028	0.028	176.1
3	9	Antonelli MotorSport	ITA	Davide Roda	ITA			Mercedes AMG GT3	AM	3	23	22	2:00.757	0.199	0.171	175.9

Published at:.....

Track Temp: 19.4 °C Air Temp: 17.1 °C Humidity: 69 % Track Status: DRY

Stewards:	Race Director:	Timekeeper:
------------------	-----------------------	--------------------





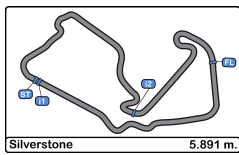
Silverstone
International GT Open
Free Practice - 2
Lap Analysis



3							8								
1 Beitske Visser							1 Giuseppe Cipriani								
BMW M6 GT3							Mercedes AMG GT3								
PRO							AM								
2 Richard Gonda							2								
Senkyr Motorsport							Antonelli MotorSport								
Lap	D	Time	Sector 1	Sector 2	Sector 3	T. Spd	Elapsed	Lap	D	Time	Sector 1	Sector 2	Sector 3	T. Spd	Elapsed
1		14:17:46.839	14:16:18.591	55.063	33.185	240.5	14:17:46.839	1		14:18:34.107	14:17:03.702	57.473	32.932	204.1	14:18:34.107
2		2:01.695	36.346	53.670	31.679	241.6	14:19:48.534	2		2:04.084	37.790	54.532	31.762	243.2	14:20:38.191
3		2:01.294	36.363	53.291	31.640	242.6	14:21:49.828	3		2:03.054	37.268	53.927	31.859	242.1	14:22:41.245
4		2:01.741	36.369	53.175	32.197	244.8	14:23:51.569	4		2:02.149	37.046	53.483	31.620	242.1	14:24:43.394
5		2:00.943	36.180	53.280	31.483	244.8	14:25:52.512	5		2:01.656	36.678	53.322	31.656	242.1	14:26:45.050
6		2:00.854	36.131	53.181	31.542	243.7	14:27:53.366	6		2:07.036 P	36.606	54.292	36.138	242.6	14:28:52.086
7		2:07.420 P	36.698	54.330	36.392	242.6	14:30:00.786	7		4:34.306	3:04.002	58.370	31.934	240.0	14:33:26.392
8		5:48.984	4:22.070	54.943	31.971	240.5	14:35:49.770	8		2:06.409 P	36.811	54.096	35.502	242.1	14:35:32.801
9		2:00.544	36.206	52.888	31.450	243.2	14:37:50.314	9		6:12.755	4:46.267	54.684	31.804	205.7	14:41:45.556
10		2:00.179	35.928	52.769	31.482	242.1	14:39:50.493	10		2:01.193	36.411	53.143	31.639	244.3	14:43:46.749
11		2:00.303	35.981	52.835	31.487	242.6	14:41:50.796	11		2:02.800	36.464	53.634	32.702	242.1	14:45:49.549
12		2:07.779 P	36.821	54.516	36.442	241.6	14:43:58.575	12		2:24.716 P	36.525	1:06.136	42.055	243.7	14:48:14.265
13		4:47.389	3:18.714	56.057	32.618	240.5	14:48:45.964	13		10:15.835	8:49.730	54.424	31.681	235.8	14:58:30.100
14		2:00.241	36.033	52.843	31.365	242.1	14:50:46.205	14		2:01.276	36.591	53.216	31.469	242.6	15:00:31.376
15		1:59.409	35.553	52.482	31.374	244.8	14:52:45.614	15		2:00.586	36.207	52.820	31.559	242.6	15:02:31.962
16		1:59.661	35.714	52.523	31.424	242.1	14:54:45.275	16		2:03.250	36.477	54.800	31.973	243.7	15:04:35.212
17		2:03.230 P	35.744	52.840	34.646	244.8	14:56:48.505	17		2:01.117	36.258	53.243	31.616	243.7	15:06:36.329
18		5:29.306	4:03.660	53.315	32.331	242.1	15:02:17.811	18		2:03.567	36.300	54.527	32.740	242.1	15:08:39.896
19		2:07.381	35.763	57.924	33.694	241.6	15:04:25.192	19		2:26.646 P	36.472	59.162	51.012	241.6	15:11:06.542
20		1:59.414	35.607	52.415	31.392	244.8	15:06:24.606								
21		2:00.161	35.646	53.094	31.421	243.2	15:08:24.767								
22		1:59.481	35.640	52.571	31.270	245.4	15:10:24.248								
23		1:59.417	35.608	52.566	31.243	242.1	15:12:23.665								
24		2:00.436	35.833	52.934	31.669	245.4	15:14:24.101								
25		2:12.690 P	35.503	1:02.531	34.656	247.1	15:16:36.791								

6							9								
1 Daniel Zampieri							1 Davide Roda								
Mercedes AMG GT3							Mercedes AMG GT3								
PRO							AM								
2 Loris Spinelli							2								
Antonelli MotorSport							Antonelli MotorSport								
Lap	D	Time	Sector 1	Sector 2	Sector 3	T. Spd	Elapsed	Lap	D	Time	Sector 1	Sector 2	Sector 3	T. Spd	Elapsed
1		14:17:46.895 P	14:16:14.330	56.448	36.117	238.9	14:17:46.895	1		14:17:30.160	14:16:01.417	56.349	32.394	235.8	14:17:30.160
2		2:46.664	1:21.250	53.959	31.455	240.5	14:20:33.559	2		2:04.038	37.155	54.772	32.111	237.3	14:19:34.198
3		2:01.271	36.637	53.276	31.358	242.1	14:22:34.830	3		2:03.817	37.433	54.535	31.849	211.3	14:21:38.015
4		2:01.248	36.512	53.364	31.372	238.4	14:24:36.078	4		2:33.385 P	1:02.277	54.511	36.597	226.4	14:24:11.400
5		2:00.891	36.398	52.973	31.520	241.0	14:26:36.969	5		4:29.981	3:03.754	53.738	32.489	240.0	14:28:41.381
6		2:05.199 P	36.565	53.281	35.353	241.6	14:28:42.168	6		2:04.575	38.935	53.581	32.059	241.6	14:30:45.956
7		4:23.197	2:57.949	53.767	31.481	239.4	14:33:05.365	7		2:02.914	36.773	53.578	32.563	242.1	14:32:48.870
8		2:00.404	36.292	52.750	31.362	241.6	14:35:05.769	8		2:10.615 P	36.722	53.727	40.166	242.1	14:34:59.485
9		2:00.156	36.103	52.792	31.261	241.6	14:37:05.925	9		4:38.756	3:10.734	55.887	32.135	200.7	14:39:38.241
10		2:00.388	36.250	52.884	31.254	242.6	14:39:06.313	10		2:03.169	36.836	53.650	32.683	242.1	14:41:41.410
11		2:00.452	36.093	52.954	31.405	241.6	14:41:06.765	11		2:01.448	36.592	53.295	31.561	243.7	14:43:42.858
12		2:05.711 P	37.622	53.353	35.736	242.1	14:43:13.476	12		2:02.682	36.320	54.100	32.262	241.6	14:45:45.540
13		4:32.652 P	2:49.624	1:01.219	41.809	241.6	14:47:46.128	13		2:30.203 P	36.464	1:11.052	42.687	243.7	14:48:15.743
14		6:27.827	5:03.093	53.335	31.399	238.4	14:54:13.955	14		6:23.273	4:57.583	53.789	31.901	237.8	14:54:39.016
15		2:00.882	36.539	52.947	31.396	242.1	14:56:14.837	15		2:00.827	36.206	52.852	31.769	244.3	14:56:39.843
16		2:00.338	36.070	53.061	31.207	243.2	14:58:15.175	16		2:01.717	36.267	53.941	31.509	240.5	14:58:41.560
17		2:06.595 P	36.236	53.688	36.671	241.0	15:00:21.770	17		2:01.413	36.335	53.250	31.828	243.2	15:00:42.973
18		4:35.504	3:11.300	52.933	31.271	242.1	15:04:57.274	18		2:04.163	37.364	55.003	31.796	241.0	15:02:47.136
19		2:01.944	36.365	54.268	31.311	244.3	15:06:59.218	19		2:01.682	36.236	53.868	31.578	242.1	15:04:48.818
20		2:00.230	36.183	52.872	31.175	242.6	15:08:59.448	20		2:01.637	36.421	53.286	31.930	242.1	15:06:50.455
21		2:08.053 P	37.232	52.949	37.872	241.6	15:11:07.501	21		2:01.400	36.137	53.228	32.035	246.0	15:08:51.855
22		3:32.377	2:08.191	52.857	31.329	241.0	15:14:39.878	22		2:00.757	36.116	53.028	31.613	244.3	15:10:52.612
23		2:00.376	36.347	52.862	31.167	241.0	15:16:40.254	23		2:16.572 P	35.939	1:03.371	37.262	245.4	15:13:09.184
24		2:07.565 P	37.145	52.722	37.698	242.6	15:18:47.819								





Silverstone
International GT Open
Free Practice - 2
Lap Analysis



10

1 Miguel Ramos Mercedes AMG GT3
 2 Fabrizio Crestani SPS Automotive Performance

Lap	D	Time	Sector 1	Sector 2	Sector 3	T. Spd	Elapsed
1		14:17:09.261	14:15:44.933	53.016	31.312	238.4	14:17:09.261
2		2:00.025	36.112	52.654	31.259	240.0	14:19:09.286
3		1:59.372	35.801	52.466	31.105	241.0	14:21:08.658
4		1:59.611	35.976	52.432	31.203	241.6	14:23:08.269
5		1:59.261	35.866	52.244	31.151	241.6	14:25:07.530
6		2:07.528 P	35.726	54.188	37.614	241.6	14:27:15.058
7		4:07.794	2:41.058	54.244	32.492	241.0	14:31:22.852
8		2:00.688	36.473	52.758	31.457	241.6	14:33:23.540
9		2:00.480	36.003	53.012	31.465	242.6	14:35:24.020
10		2:00.482	36.356	52.894	31.232	243.2	14:37:24.502
11		2:00.163	36.178	52.577	31.408	243.2	14:39:24.665
12		2:00.656	36.138	53.260	31.258	242.1	14:41:25.321
13		1:59.659	35.857	52.591	31.211	243.2	14:43:24.980
14		1:59.799	35.905	52.673	31.221	243.2	14:45:24.779
15		2:33.461 P	36.220	1:10.742	46.499	243.2	14:47:58.240
16		8:53.696	7:30.254	52.322	31.120	240.5	14:56:51.936
17		1:58.794	35.716	52.062	31.016	241.0	14:58:50.730
18		1:58.599	35.586	52.131	30.882	242.1	15:00:49.329
19		1:59.165	35.584	52.228	31.353	242.1	15:02:48.494
20		1:59.410	35.837	52.574	30.999	243.2	15:04:47.904
21		1:59.945	36.533	52.408	31.004	232.2	15:06:47.849
22		2:04.405 P	35.713	52.107	36.585	243.2	15:08:52.254
23		3:13.158	1:49.809	52.463	30.886	241.6	15:12:05.412
24		1:58.930	35.727	52.247	30.956	242.6	15:14:04.342
25		2:00.001	35.619	53.530	30.852	242.6	15:16:04.343
26		2:04.099 P	35.990	53.421	34.688	225.0	15:18:08.442

12

1 Federico Leo Lamborghini Huracan GT3 EVO
 2 Najiy Razak Ombra Racing

Lap	D	Time	Sector 1	Sector 2	Sector 3	T. Spd	Elapsed
1		14:20:36.308	14:19:06.893	57.315	32.100	238.9	14:20:36.308
2		2:02.422	37.049	53.563	31.810	241.0	14:22:38.730
3		2:01.362	36.481	53.261	31.620	243.2	14:24:40.092
4		2:01.427	36.402	53.248	31.777	241.6	14:26:41.519
5		2:01.408	36.486	53.325	31.597	242.1	14:28:42.927
6		2:07.714 P	36.520	53.424	37.770	242.1	14:30:50.641
7		5:21.769	3:55.121	54.927	31.721	243.7	14:36:12.410
8		2:01.429	36.623	53.352	31.454	241.0	14:38:13.839
9		2:00.581	36.157	52.878	31.546	242.6	14:40:14.420
10		2:05.605 P	36.062	53.213	36.330	242.6	14:42:20.025
11		5:09.252 P	3:31.737	58.242	39.273	239.4	14:47:29.277
12		5:45.202	4:18.706	54.525	31.971	241.0	14:53:14.479
13		2:03.069	36.474	54.322	32.273	242.1	14:55:17.548
14		2:04.192	36.978	55.268	31.946	243.7	14:57:21.740
15		2:02.223	36.275	54.015	31.933	242.6	14:59:23.963
16		2:07.291 P	36.896	53.835	36.560	242.1	15:01:31.254
17		2:56.319	1:31.309	53.462	31.548	241.6	15:04:27.573
18		2:04.796 P	36.183	53.087	35.526	243.7	15:06:32.369
19		2:52.353	1:28.495	52.614	31.244	243.2	15:09:24.722
20		1:59.184	35.774	52.358	31.052	243.2	15:11:23.906
21		2:04.016 P	35.969	52.280	35.767	241.0	15:13:27.922

14

1 Norbert Siedler Lamborghini Huracan GT3 EVO
 2 Mikaël Grenier Emil Frey Racing

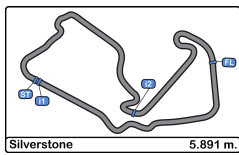
Lap	D	Time	Sector 1	Sector 2	Sector 3	T. Spd	Elapsed
1		14:17:31.492	14:15:59.051	58.081	34.360	228.8	14:17:31.492
2		2:04.917	37.840	54.237	32.840	241.6	14:19:36.409
3		2:07.597	35.969	59.331	32.297	245.4	14:21:44.006
4		1:59.412	35.932	52.508	30.972	244.8	14:23:43.418
5		1:59.328	35.835	52.449	31.044	243.7	14:25:42.746
6		1:59.497	36.111	52.386	31.000	243.7	14:27:42.243
7		1:58.939	35.747	52.222	30.970	244.8	14:29:41.182
8		2:09.179 P	37.087	55.986	36.106	239.4	14:31:50.361
9		15:41.949	14:09.080	59.365	33.504	240.5	14:47:32.310
10		2:00.850	36.449	53.099	31.302	241.6	14:49:33.160
11		2:00.438	36.970	52.501	30.967	232.2	14:51:33.598
12		1:58.910	35.648	52.200	31.062	243.7	14:53:32.508
13		1:58.621	35.509	52.180	30.932	245.4	14:55:31.129
14		1:58.614	35.487	52.086	31.041	244.8	14:57:29.743
15		2:07.285 P	36.126	53.615	37.544	242.6	14:59:37.028
16		3:25.778	1:50.998	59.186	35.594	192.8	15:03:02.806
17		2:00.985	37.045	52.746	31.194	242.1	15:05:03.791
18		1:59.293	35.825	52.269	31.199	244.8	15:07:03.084
19		2:14.337 P	36.761	55.874	41.702	235.8	15:09:17.421
20		4:14.079	2:49.926	52.883	31.270	242.1	15:13:31.500
21		1:59.050	35.704	52.268	31.078	243.7	15:15:30.550
22		2:03.814 P	36.872	52.039	34.903	242.6	15:17:34.364

16

1 Marcelo Hahn McLaren 720 s
 2 Allam Khodair Teo Martin Motorsport

Lap	D	Time	Sector 1	Sector 2	Sector 3	T. Spd	Elapsed
1		14:19:12.567 P	14:17:32.609	59.426	40.532	224.5	14:19:12.567
2		11:29.774	10:01.944	55.447	32.383	238.4	14:30:42.341
3		2:04.486	37.866	54.549	32.071	240.5	14:32:46.827
4		2:03.579	37.444	54.330	31.805	241.6	14:34:50.406
5		2:03.261	36.828	54.535	31.898	244.3	14:36:53.667
6		2:03.380	37.110	54.243	32.027	243.7	14:38:57.047
7		2:02.462	36.905	53.779	31.778	243.2	14:40:59.509
8		2:29.258 P	36.708	1:14.050	38.500	243.2	14:43:28.767
9		5:36.749 P	3:49.148	1:02.543	45.058	193.8	14:49:05.516
10		10:22.680	8:53.221	53.688	35.771	244.8	14:59:28.196
11		1:59.893	36.085	52.567	31.241	243.7	15:01:28.089
12		2:03.066 P	35.922	52.638	34.506	244.3	15:03:31.155
13		3:03.254	1:38.581	53.454	31.219	244.8	15:06:34.409
14		1:59.364	36.011	52.325	31.028	246.0	15:08:33.773
15		1:59.188	35.783	52.313	31.092	246.0	15:10:32.961
16		1:59.356	35.799	52.443	31.114	245.4	15:12:32.317
17		1:59.313	35.815	52.418	31.080	245.4	15:14:31.630
18		1:59.053	35.758	52.326	30.969	244.8	15:16:30.683
19		2:02.701 P	35.970	52.346	34.385	245.4	15:18:33.384





Silverstone
International GT Open
Free Practice - 2
Lap Analysis



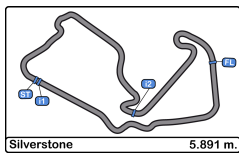
17 1 Fran Rueda McLaren 720 s **20** 1 Valentin Pierburg Mercedes AMG GT3
 PRO 2 Andrés Saravia Teo Martin Motorsport PROAM 2 Tom Onslow-Cole SPS Automotive Performance

Lap D	Time	Sector 1	Sector 2	Sector 3	T. Spd	Elapsed	Lap D	Time	Sector 1	Sector 2	Sector 3	T. Spd	Elapsed
1	14:17:56.299	14:16:27.254	56.657	32.388	230.2	14:17:56.299	1	14:17:15.126	14:15:48.438	54.883	31.805	227.8	14:17:15.126
2	2:06.710	38.336	56.404	31.970	241.6	14:20:03.009	2	2:00.955	36.627	52.851	31.477	239.4	14:19:16.081
3	2:01.139	36.531	53.188	31.420	243.2	14:22:04.148	3	1:59.565	35.903	52.412	31.250	242.6	14:21:15.646
4	2:12.664 P	38.063	55.997	38.604	229.7	14:24:16.812	4	1:59.828	36.077	52.596	31.155	241.0	14:23:15.474
5	7:21.996	5:57.303	53.248	31.445	240.0	14:31:38.808	5	1:59.206	35.794	52.308	31.104	241.6	14:25:14.680
6	1:59.761	36.193	52.400	31.168	242.6	14:33:38.569	6	2:02.821 P	35.588	52.693	34.540	241.6	14:27:17.501
7	1:59.648	35.989	52.505	31.154	243.2	14:35:38.217	7	4:39.484	3:13.684	53.829	31.971	239.4	14:31:56.985
8	1:59.364	35.857	52.353	31.154	244.3	14:37:37.581	8	2:01.751	36.548	53.462	31.741	241.6	14:33:58.736
9	2:07.933 P	37.653	53.957	36.323	199.2	14:39:45.514	9	2:02.654	36.549	54.129	31.976	241.6	14:36:01.390
10	3:21.184	1:57.012	52.980	31.192	241.0	14:43:06.698	10	2:04.158	37.803	54.160	32.195	241.0	14:38:05.548
11	2:00.213	36.225	52.737	31.251	243.2	14:45:06.911	11	2:02.194	36.300	53.760	32.134	241.6	14:40:07.742
12	2:02.134	36.074	54.283	31.777	243.2	14:47:09.045	12	2:01.581	36.318	53.418	31.845	242.1	14:42:09.323
13	2:01.661	37.113	53.258	31.290	243.7	14:49:10.706	13	2:01.676	36.364	53.523	31.789	242.1	14:44:10.999
14	1:59.742	36.130	52.494	31.118	244.8	14:51:10.448	14	2:10.784 P	36.339	55.088	39.357	241.0	14:46:21.783
15	1:59.878	36.414	52.363	31.101	245.4	14:53:10.326	15	11:28.649	10:00.945	55.274	32.430	238.4	14:57:50.432
16	2:06.520	35.965	55.239	35.316	245.4	14:55:16.846	16	1:58.654	35.619	52.025	31.010	242.1	14:59:49.086
17	2:03.873	36.023	54.112	33.738	245.4	14:57:20.719	17	1:58.295	35.354	52.022	30.919	243.2	15:01:47.381
18	1:59.468	35.916	52.420	31.132	244.8	14:59:20.187	18	1:58.135	35.288	51.857	30.990	243.2	15:03:45.516
19	1:59.585	35.854	52.611	31.120	246.0	15:01:19.772	19	2:01.581 P	35.393	51.843	34.345	243.2	15:05:47.097
20	1:59.469	35.723	52.671	31.075	244.8	15:03:19.241	20	3:02.912	1:34.333	55.698	32.881	243.2	15:08:50.009
21	2:01.404	35.920	52.642	32.842	246.0	15:05:20.645	21	1:58.895	35.657	52.066	31.172	242.6	15:10:48.904
22	1:59.519	35.941	52.452	31.126	246.0	15:07:20.164	22	1:58.683	35.556	51.801	31.326	243.2	15:12:47.587
23	1:59.296	35.948	52.320	31.028	245.4	15:09:19.460	23	2:18.295 P	37.496	53.528	47.271	241.6	15:15:05.882
24	1:59.354	35.947	52.388	31.019	244.8	15:11:18.814	21 1 Duncan Cameron Ferrari 488 GT3						
25	1:59.523	36.016	52.444	31.063	245.4	15:13:18.337	PROAM 2 Matt Griffin Spirit of Race						
26	1:59.499	36.048	52.341	31.110	244.3	15:15:17.836	Lap D Time Sector 1 Sector 2 Sector 3 T. Spd Elapsed						
27	2:03.721 P	35.823	52.524	35.374	244.8	15:17:21.557	1	14:19:35.607	14:18:10.728	53.522	31.357	238.9	14:19:35.607

19 1 Jiatong Liang Lamborghini Huracan GT3 EVO
 PROAM 2 Raffaele Giammaria Raton Racing by Target

Lap D	Time	Sector 1	Sector 2	Sector 3	T. Spd	Elapsed
1	14:17:17.570	14:15:50.516	55.293	31.761	209.7	14:17:17.570
2	2:01.099	36.587	53.130	31.382	240.0	14:19:18.669
3	2:00.799	36.497	52.832	31.470	240.0	14:21:19.468
4	2:00.262	36.246	52.686	31.330	240.5	14:23:19.730
5	2:00.478	36.096	53.023	31.359	242.1	14:25:20.208
6	2:00.126	36.076	52.653	31.397	242.1	14:27:20.334
7	2:04.626 P	36.247	52.729	35.650	241.6	14:29:24.960
8	8:09.043	6:43.981	53.624	31.438	236.3	14:37:34.003
9	2:00.493	36.213	52.714	31.566	240.0	14:39:34.496
10	1:59.997	36.169	52.554	31.274	241.0	14:41:34.493
11	2:00.536	35.980	53.153	31.403	243.2	14:43:35.029
12	2:00.085	35.964	52.731	31.390	241.0	14:45:35.114
13	2:13.280 P	36.021	57.870	39.389	241.6	14:47:48.394
14	7:46.876	6:13.756	1:00.743	32.377	236.3	14:55:35.270
15	2:02.035	36.757	53.607	31.671	241.0	14:57:37.305
16	2:01.436	36.638	53.221	31.577	240.5	14:59:38.741
17	2:00.783	36.222	53.154	31.407	241.0	15:01:39.524
18	2:00.728	36.235	53.162	31.331	241.6	15:03:40.252
19	2:00.489	36.211	52.977	31.301	242.1	15:05:40.741
20	2:11.859 P	36.259	53.794	41.806	241.6	15:07:52.600
21	3:58.101	2:30.489	54.906	32.706	238.9	15:11:50.701
22	2:05.117	37.304	55.176	32.637	240.0	15:13:55.818
23	2:22.454 P	41.166	1:00.531	40.757	233.2	15:16:18.272





Silverstone
International GT Open
Free Practice - 2
Lap Analysis



27

1 Nicola De Marco
 Lamborghini Huracan GT3 EVO
 PRO
 2 Eliseo Martinez
 Lazarus Racing

50

1 John Hartshorne
 Ferrari 488 GT3
 PROAM
 2 Oliver Hancock
 Kessel Racing

Lap D	Time	Sector 1	Sector 2	Sector 3	T. Spd	Elapsed	Lap D	Time	Sector 1	Sector 2	Sector 3	T. Spd	Elapsed
1	14:21:47.536	14:20:16.343	58.700	32.493	203.7	14:21:47.536	1	14:17:50.546	14:16:26.266	53.054	31.226	239.4	14:17:50.546
2	2:05.378	36.961	54.450	33.967	241.6	14:23:52.914	2	2:00.018	36.265	52.534	31.219	241.6	14:19:50.564
3	2:01.484	36.585	53.328	31.571	242.1	14:25:54.398	3	2:00.219	36.094	52.667	31.458	243.7	14:21:50.783
4	2:01.395	36.395	53.467	31.533	242.6	14:27:55.793	4	2:09.900	36.122	53.237	40.541	245.4	14:24:00.683
5	2:01.426	36.336	53.322	31.768	243.7	14:29:57.219	5	1:59.719	35.908	52.620	31.191	243.7	14:26:00.402
6	2:11.617 P	37.082	56.110	38.425	242.1	14:32:08.836	6	1:59.787	35.966	52.646	31.175	243.7	14:28:00.189
7	3:48.330	2:21.776	54.868	31.686	237.8	14:35:57.166	7	2:07.358 P	36.197	53.175	37.986	243.7	14:30:07.547
8	2:00.581	36.285	52.864	31.432	242.6	14:37:57.747	8	3:58.747	2:29.723	56.503	32.521	236.8	14:34:06.294
9	2:00.545	36.140	52.960	31.445	242.6	14:39:58.292	9	2:07.132	38.618	56.082	32.432	242.1	14:36:13.426
10	2:00.530	36.098	53.025	31.407	243.2	14:41:58.822	10	2:05.826	38.202	55.181	32.443	242.1	14:38:19.252
11	2:07.711 P	36.107	53.477	38.127	242.6	14:44:06.533	11	2:06.748	38.097	55.961	32.690	242.6	14:40:26.000
12	7:57.326	6:27.027	57.534	32.765	238.4	14:52:03.859	12	2:06.484	37.966	55.788	32.730	242.6	14:42:32.484
13	2:03.297	37.346	54.048	31.903	241.6	14:54:07.156	13	2:07.273	38.279	56.149	32.845	242.6	14:44:39.757
14	2:02.410	36.839	53.655	31.916	242.1	14:56:09.566	14	2:32.740 P	38.361	1:07.756	46.623	241.6	14:47:12.497
15	2:01.580	36.461	53.542	31.577	242.6	14:58:11.146	15	5:52.818	4:22.811	57.245	32.762	230.2	14:53:05.315
16	2:01.881	36.509	53.647	31.725	242.1	15:00:13.027	16	2:07.298	37.913	56.512	32.873	242.1	14:55:12.613
17	2:01.295	36.479	53.335	31.481	241.0	15:02:14.322	17	2:19.166 P	38.954	59.194	41.018	239.4	14:57:31.779
18	2:07.843 P	36.341	54.217	37.285	243.7	15:04:22.165	18	3:10.147	1:41.361	56.443	32.343	238.9	15:00:41.926
19	4:49.659	3:18.363	57.779	33.517	195.6	15:09:11.824	19	2:06.547	37.897	56.156	32.494	242.6	15:02:48.473
20	2:05.849	37.480	55.313	33.056	241.6	15:11:17.673	20	2:06.273	38.238	55.769	32.266	242.1	15:04:54.746
21	2:03.390	37.171	54.444	31.775	234.2	15:13:21.063	21	2:06.479	38.254	55.718	32.507	242.6	15:07:01.225
22	2:07.841 P	36.557	53.623	37.661	242.6	15:15:28.904	22	2:15.076 P	38.230	57.180	39.666	242.1	15:09:16.301

33

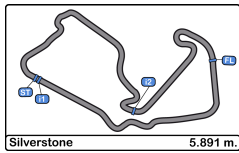
1 Russell Ward
 Mercedes AMG GT3
 PROAM
 2 Indy Dontje
 HTP Motorsport / Winward Racing

59

1 Martin Kodrić
 McLaren 720 s
 PRO
 2 Henrique Chaves
 Teo Martín Motorsport

Lap D	Time	Sector 1	Sector 2	Sector 3	T. Spd	Elapsed	Lap D	Time	Sector 1	Sector 2	Sector 3	T. Spd	Elapsed
1	14:18:20.477	14:16:51.989	56.218	32.270	234.2	14:18:20.477	23	2:55.542	1:31.513	52.869	31.160	242.1	15:12:11.843
2	2:03.172	37.106	54.182	31.884	240.5	14:20:23.649	24	1:58.925	35.558	52.399	30.968	243.7	15:14:10.768
3	2:02.776	37.004	54.056	31.716	240.5	14:22:26.425	25	1:58.626	35.655	51.996	30.975	244.3	15:16:09.394
4	2:02.036	36.645	53.689	31.702	243.2	14:24:28.461	26	2:06.407 P	36.645	52.605	37.157	242.6	15:18:15.801
5	2:02.458	36.563	53.995	31.900	243.2	14:26:30.919	1	14:20:08.554	14:18:31.668	1:03.280	33.606	210.5	14:20:08.554
6	2:01.994	36.565	53.819	31.610	243.2	14:28:32.913	2	2:08.607	39.862	54.862	33.883	241.6	14:22:17.161
7	2:01.898	36.447	53.849	31.602	243.7	14:30:34.811	3	2:02.752	37.153	53.946	31.653	243.7	14:24:19.913
8	2:01.576	36.289	53.652	31.635	243.2	14:32:36.387	4	2:00.227	36.020	52.983	31.224	245.4	14:26:20.140
9	2:02.123	36.787	53.654	31.682	242.1	14:34:38.510	5	2:12.765 P	37.047	55.552	40.166	244.8	14:28:32.905
10	2:01.587	36.381	53.666	31.540	244.3	14:36:40.097	6	6:13.752	4:43.974	56.674	33.104	238.4	14:34:46.657
11	2:01.683	36.343	53.737	31.603	242.6	14:38:41.780	7	2:00.738	36.149	53.402	31.187	243.2	14:36:47.395
12	2:07.286 P	36.611	54.009	36.666	242.6	14:40:49.066	8	2:00.224	35.960	52.760	31.504	243.2	14:38:47.619
13	6:26.671	4:56.635	57.403	32.633	242.1	14:47:15.737	9	2:00.137	35.918	52.934	31.285	244.8	14:40:47.756
14	2:01.579	36.686	53.477	31.416	243.7	14:49:17.316	10	2:03.670 P	35.899	52.753	35.018	245.4	14:42:51.426
15	2:00.111	36.333	52.683	31.095	244.8	14:51:17.427	11	6:34.557	5:05.825	57.385	31.347	209.3	14:49:25.983
16	1:59.544	36.069	52.389	31.086	245.4	14:53:16.971	12	1:59.457	35.851	52.530	31.076	244.3	14:51:25.440
17	2:06.571 P	35.793	53.364	37.414	246.0	14:55:23.542	13	2:02.928 P	35.836	52.553	34.539	244.8	14:53:28.368
18	6:46.431	5:20.616	54.236	31.579	241.0	15:02:09.973	14	4:51.780	3:27.106	53.310	31.364	242.6	14:58:20.148
19	2:01.760	36.606	53.565	31.589	243.2	15:04:11.733	15	2:00.050	35.924	52.882	31.244	244.3	15:00:20.198
20	2:01.205	36.209	53.530	31.466	243.7	15:06:12.938	16	1:59.871	36.014	52.726	31.131	243.2	15:02:20.069
21	2:00.534	36.057	53.251	31.226	243.7	15:08:13.472	17	2:00.247	35.921	52.963	31.363	243.7	15:04:20.316
22	2:02.597	37.552	53.531	31.514	246.0	15:10:16.069	18	2:03.121 P	35.949	52.578	34.594	244.3	15:06:23.437
23	2:07.893 P	36.294	53.834	37.765	244.3	15:12:23.962	19	2:52.955	1:27.853	53.765	31.337	237.3	15:09:16.392
24	3:33.154 P	2:02.113	55.132	35.909	241.0	15:15:57.116	20	2:00.004	36.090	52.764	31.150	244.8	15:11:16.396
							21	2:00.706	36.089	53.401	31.216	243.2	15:13:17.102
							22	1:59.595	35.985	52.524	31.086	244.8	15:15:16.697
							23	2:03.491 P	35.810	52.579	35.102	244.8	15:17:20.188





Silverstone
International GT Open
Free Practice - 2
Lap Analysis



63

1 Albert Costa
 Lamborghini Huracan GT3 EVO
 PRO
 2 Giacomo Altoè
 Emil Frey Racing

96

1 Oliver Wilkinson
 Aston Martin GT3 AMR MY2019
 PRO
 2 Darren Turner
 Optimum Motorsport

Lap D	Time	Sector 1	Sector 2	Sector 3	T. Spd	Elapsed
1	14:17:36.328	14:16:05.158	58.253	32.917	182.1	14:17:36.328
2	2:03.479	37.852	53.987	31.640	242.1	14:19:39.807
3	2:00.012	36.226	52.617	31.169	244.8	14:21:39.819
4	2:10.882 P	37.393	56.505	36.984	241.6	14:23:50.701
5	8:33.253	7:03.921	56.293	33.039	240.0	14:32:23.954
6	1:59.842	36.172	52.594	31.076	240.0	14:34:23.796
7	1:59.261	36.007	52.360	30.894	243.7	14:36:23.057
8	1:59.310	35.899	52.298	31.113	243.7	14:38:22.367
9	2:14.109	36.077	1:02.760	35.272	238.4	14:40:36.476
10	1:59.546	35.976	52.485	31.085	241.0	14:42:36.022
11	1:59.483	35.894	52.511	31.078	244.8	14:44:35.505
12	2:00.120	35.869	52.868	31.383	240.5	14:46:35.625
13	2:07.298 P	36.337	54.158	36.803	244.3	14:48:42.923
14	15:32.464	14:07.006	52.650	32.808	240.5	15:04:15.387
15	1:59.097	35.824	52.194	31.079	243.2	15:06:14.484
16	1:59.474	35.825	52.457	31.192	241.6	15:08:13.958
17	2:02.730 P	36.009	52.357	34.364	243.2	15:10:16.688
18	3:11.859	1:48.327	52.535	30.997	240.0	15:13:28.547
19	1:59.514	35.978	52.439	31.097	242.1	15:15:28.061
20	2:02.307 P	35.731	52.165	34.411	243.2	15:17:30.368

66

1 Frederik Schandorff
 Lamborghini Huracan GT3 EVO
 PROAM
 2 Tuomas Tujala
 Vincenzo Sospiri Racing

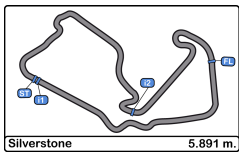
Lap D	Time	Sector 1	Sector 2	Sector 3	T. Spd	Elapsed
1	14:19:21.211	14:17:54.378	54.741	32.092	186.8	14:19:21.211
2	2:00.883	36.307	53.322	31.254	242.1	14:21:22.094
3	2:00.534	36.143	53.142	31.249	243.7	14:23:22.628
4	2:03.996	36.612	55.747	31.637	242.6	14:25:26.624
5	2:01.428	36.550	53.094	31.784	243.2	14:27:28.052
6	2:00.953	36.564	53.035	31.354	243.7	14:29:29.005
7	2:04.927 P	36.305	52.968	35.654	243.2	14:31:33.932
8	3:08.854	1:44.779	52.956	31.119	234.2	14:34:42.786
9	1:59.611	35.853	52.617	31.141	243.7	14:36:42.397
10	2:03.679 P	35.855	53.040	34.784	244.3	14:38:46.076
11	8:11.644 P	6:38.567	55.317	37.760	237.3	14:46:57.720
12	8:57.402	7:33.355	52.570	31.477	235.2	14:55:55.122
13	2:04.699	39.894	53.592	31.213	241.6	14:57:59.821
14	1:59.334	35.877	52.389	31.068	242.6	14:59:59.155
15	1:59.425	35.860	52.440	31.125	242.1	15:01:58.580
16	2:08.181	42.245	53.841	32.095	224.5	15:04:06.761
17	1:58.937	35.639	52.337	30.961	243.2	15:06:05.698
18	1:58.914	35.633	52.279	31.002	243.2	15:08:04.612
19	2:03.350 P	35.908	52.351	35.091	242.6	15:10:07.962
20	4:27.779	3:02.069	52.735	32.975	241.6	15:14:35.741
21	1:59.661	35.899	52.440	31.322	242.6	15:16:35.402
22	2:02.763 P	36.130	52.320	34.313	241.0	15:18:38.165

99

1 Manuel Da Costa
 Mercedes AMG GT3
 AM
 2 Miguel Sardinha
 Sports and You

Lap D	Time	Sector 1	Sector 2	Sector 3	T. Spd	Elapsed
1	14:18:33.672	14:17:01.016	58.968	33.688	234.7	14:18:33.672
2	2:06.924	37.973	56.478	32.473	240.0	14:20:40.596
3	2:05.391	37.397	55.360	32.634	241.0	14:22:45.987
4	2:04.957	37.355	54.958	32.644	240.5	14:24:50.944
5	2:03.996	37.328	54.571	32.097	239.4	14:26:54.940
6	2:04.423	37.351	54.750	32.322	241.0	14:28:59.363
7	2:18.042 P	36.961	57.517	43.564	241.6	14:31:17.405
8	8:10.428	6:40.765	57.190	32.473	230.7	14:39:27.833
9	2:04.224	37.388	54.788	32.048	240.5	14:41:32.057
10	2:05.392	37.239	55.334	32.819	241.6	14:43:37.449
11	2:23.490 P	37.121	1:00.090	46.279	241.0	14:46:00.939
12	7:06.911	5:39.474	55.362	32.075	239.4	14:53:07.850
13	2:02.748	36.939	54.228	31.581	242.1	14:55:10.598
14	2:02.107	36.950	53.550	31.607	243.2	14:57:12.705
15	2:01.442	36.649	53.310	31.483	242.1	14:59:14.147
16	2:00.775	36.333	53.031	31.411	242.1	15:01:14.922
17	2:01.135	36.530	53.108	31.497	242.1	15:03:16.057
18	2:14.430 P	36.426	56.626	41.378	242.6	15:05:30.487
19	4:20.456	2:55.231	53.534	31.691	239.4	15:09:50.943
20	2:00.558	36.345	52.662	31.551	242.1	15:11:51.501
21	3:12.271 P	40.135	1:24.333	1:07.803	153.4	15:15:03.772



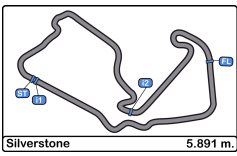


Silverstone
International GT Open
Free Practice - 2
Best Sectors Results



Sector - 1				Sector - 2				Sector - 3				Ideal Lap vs Best Lap				
Clas	Nº	Driver	Time	Nº	Driver	Time	Nº	Driver	Time	Clas	Nº	Driver	Ideal Lap	Best Lap	Clas	
1	20	Pierburg - Onslow-Cole	35.288	20	Pierburg - Onslow-Cole	51.801	10	Ramos - Crestani	30.852	1	20	Pierburg - Onslow-Cole	1:58.008	1:58.135	1	
2	21	Cameron - Griffin	35.463	21	Cameron - Griffin	51.957	21	Cameron - Griffin	30.888	2	21	Cameron - Griffin	1:58.308	1:58.359	2	
3	14	Siedler - Grenier	35.487	50	Hartshorne - Hancock	51.996	63	Costa - Altoè	30.894	3	14	Siedler - Grenier	1:58.458	1:58.614	4	
4	3	Visser - Gonda	35.503	14	Siedler - Grenier	52.039	20	Pierburg - Onslow-Cole	30.919	4	10	Ramos - Crestani	1:58.498	1:58.599	3	
5	50	Hartshorne - Hancock	35.558	10	Ramos - Crestani	52.062	14	Siedler - Grenier	30.932	5	50	Hartshorne - Hancock	1:58.522	1:58.626	5	
6	10	Ramos - Crestani	35.584	63	Costa - Altoè	52.165	66	Schandorff - Tujula	30.961	6	63	Costa - Altoè	1:58.790	1:59.097	8	
7	66	Schandorff - Tujula	35.633	66	Schandorff - Tujula	52.279	50	Hartshorne - Hancock	30.968	7	66	Schandorff - Tujula	1:58.873	1:58.914	6	
8	96	Wilkinson - Turner	35.716	12	Leo - Razak	52.280	16	Hahn - Khodair	30.969	8	16	Hahn - Khodair	1:59.040	1:59.053	7	
9	17	Rueda - Saravia	35.723	16	Hahn - Khodair	52.313	17	Rueda - Saravia	31.019	9	17	Rueda - Saravia	1:59.062	1:59.296	10	
10	63	Costa - Altoè	35.731	17	Rueda - Saravia	52.320	12	Leo - Razak	31.052	10	12	Leo - Razak	1:59.106	1:59.184	9	
11	16	Hahn - Khodair	35.758	96	Wilkinson - Turner	52.372	96	Wilkinson - Turner	31.058	11	96	Wilkinson - Turner	1:59.146	1:59.640	14	
12	12	Leo - Razak	35.774	33	Ward - Dontje	52.389	59	Kodrić - Chaves	31.076	12	3	Visser - Gonda	1:59.161	1:59.409	11	
13	33	Ward - Dontje	35.793	3	Visser - Gonda	52.415	33	Ward - Dontje	31.086	13	33	Ward - Dontje	1:59.268	1:59.544	13	
14	59	Kodrić - Chaves	35.810	59	Kodrić - Chaves	52.524	6	Zampieri - Spinelli	31.167	14	59	Kodrić - Chaves	1:59.410	1:59.457	12	
15	9	Davide Roda	35.939	19	Liang - Giammaria	52.554	3	Visser - Gonda	31.243	15	19	Liang - Giammaria	1:59.792	1:59.997	15	
16	19	Liang - Giammaria	35.964	99	Da Costa - Sardinha	52.662	19	Liang - Giammaria	31.274	16	6	Zampieri - Spinelli	1:59.959	2:00.156	16	
17	6	Zampieri - Spinelli	36.070	6	Zampieri - Spinelli	52.722	27	De Marco - Martínez	31.407	17	9	Davide Roda	2:00.300	2:00.757	20	
18	27	De Marco - Martínez	36.098	8	Giuseppe Cipriani	52.820	99	Da Costa - Sardinha	31.411	18	27	De Marco - Martínez	2:00.369	2:00.530	17	
19	8	Giuseppe Cipriani	36.207	9	Davide Roda	52.852	8	Giuseppe Cipriani	31.469	19	99	Da Costa - Sardinha	2:00.406	2:00.558	18	
20	99	Da Costa - Sardinha	36.333	27	De Marco - Martínez	52.864	9	Davide Roda	31.509	20	8	Giuseppe Cipriani	2:00.496	2:00.586	19	



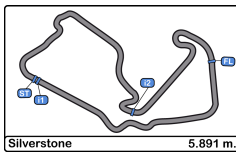


Silverstone
International GT Open
Free Practice - 2
Best 5 Lap Times



Cl	Nº	Entrant/Team	Nat	Driver 1	Nat	Status	Driver 2	Nat	Status	Vehicle	Cat	Cl	Best 1		Best 2		Best 3		Best 4		Best 5	
													Time	Lap	Time	Lap	Time	Lap	Time	Lap	Time	Lap
1	20	SPS Automotive Performance	DEU	Valentin Pierburg	DEU		Tom Onslow-Cole	GBR		Mercedes AMG GT3	PROAM	1	1:58.135	18	1:58.295	17	1:58.654	16	1:58.683	22	1:58.895	21
2	21	Spirit of Race	ITA	Duncan Cameron	GBR		Matt Griffin	IRL		Ferrari 488 GT3	PROAM	2	1:58.359	20	1:58.935	18	1:58.987	19	1:59.094	15	1:59.192	9
3	10	SPS Automotive Performance	DEU	Miguel Ramos	PRT		Fabrizio Crestani	ITA		Mercedes AMG GT3	PRO	1	1:58.599	18	1:58.794	17	1:58.930	24	1:59.165	19	1:59.261	5
4	14	Emil Frey Racing	CHE	Norbert Siedler	AUT		Mikaël Grenier	CAN		Lamborghini Huracan GT3 EVO	PRO	2	1:58.614	14	1:58.621	13	1:58.910	12	1:58.939	7	1:59.050	21
5	50	Kessel Racing	CHE	John Hartshorne	GBR		Oliver Hancock	GBR		Ferrari 488 GT3	PROAM	3	1:58.626	25	1:58.925	24	1:59.719	5	1:59.787	6	2:00.018	2
6	66	Vincenzo Sospiri Racing	ITA	Frederik Schandorff	DNK		Tuomas Tujula	FIN		Lamborghini Huracan GT3 EVO	PROAM	4	1:58.914	18	1:58.937	17	1:59.334	14	1:59.425	15	1:59.611	9
7	16	Teo Martín Motorsport	ESP	Marcelo Hahn	BRA		Allam Khodair	BRA		McLaren 720 s	PROAM	5	1:59.053	18	1:59.188	15	1:59.313	17	1:59.356	16	1:59.364	14
8	63	Emil Frey Racing	CHE	Albert Costa	ESP		Giacomo Altoè	ITA		Lamborghini Huracan GT3 EVO	PRO	3	1:59.097	15	1:59.261	7	1:59.310	8	1:59.474	16	1:59.483	11
9	12	Ombra Racing	ITA	Federico Leo	ITA		Najjy Razak	MYS		Lamborghini Huracan GT3 EVO	PRO	4	1:59.184	20	2:00.581	9	2:01.362	3	2:01.408	5	2:01.427	4
10	17	Teo Martín Motorsport	ESP	Fran Rueda	ESP		Andrés Saravia	GTM		McLaren 720 s	PRO	5	1:59.296	23	1:59.354	24	1:59.364	8	1:59.468	18	1:59.469	20
11	3	Senkyr Motorsport	CZE	Beitske Visser	NLD		Richard Gonda	SVK		BMW M6 GT3	PRO	6	1:59.409	15	1:59.414	20	1:59.417	23	1:59.481	22	1:59.661	16
12	59	Teo Martín Motorsport	ESP	Martin Kodrić	HRV		Henrique Chaves	PRT		McLaren 720 s	PRO	7	1:59.457	12	1:59.595	22	1:59.871	16	2:00.004	20	2:00.050	15
13	33	HTP Motorsport / Winward Racing	DEU	Russell Ward	USA		Indy Dontje	NLD		Mercedes AMG GT3	PROAM	6	1:59.544	16	2:00.111	15	2:00.534	21	2:01.205	20	2:01.576	8
14	96	Optimum Motorsport	GBR	Oliver Wilkinson	GBR		Darren Turner	GBR		Aston Martin GT3 AMR MY2019	PRO	8	1:59.640	25	1:59.659	19	1:59.682	7	1:59.861	6	1:59.900	20
15	19	Raton Racing by Target	ITA	Jiatong Liang	CHN		Raffaele Giammaria	ITA		Lamborghini Huracan GT3 EVO	PROAM	7	1:59.997	10	2:00.085	12	2:00.126	6	2:00.262	4	2:00.478	5
16	6	Antonelli MotorSport	ITA	Daniel Zampieri	ITA		Loris Spinelli	ITA		Mercedes AMG GT3	PRO	9	2:00.156	9	2:00.230	20	2:00.338	16	2:00.376	23	2:00.388	10
17	27	Lazarus Racing	ITA	Nicola De Marco	ITA		Eliseo Martínez	ESP		Lamborghini Huracan GT3 EVO	PRO	10	2:00.530	10	2:00.545	9	2:00.581	8	2:01.295	17	2:01.395	4
18	99	Sports and You	PRT	Manuel Da Costa	PRT		Miguel Sardinha	PRT		Mercedes AMG GT3	AM	1	2:00.558	20	2:00.775	16	2:01.135	17	2:01.442	15	2:02.107	14
19	8	Antonelli MotorSport	ITA	Giuseppe Cipriani	ITA					Mercedes AMG GT3	AM	2	2:00.586	15	2:01.117	17	2:01.193	10	2:01.276	14	2:01.656	5
20	9	Antonelli MotorSport	ITA	Davide Roda	ITA					Mercedes AMG GT3	AM	3	2:00.757	22	2:00.827	15	2:01.400	21	2:01.413	17	2:01.448	11



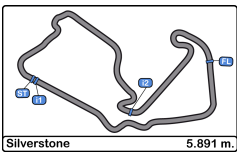


Silverstone
International GT Open
Free Practice - 2
Best 5 Top Speeds



Cl	Nº	Entrant/Team	Nat	Driver 1	Nat	Driver 2	Nat	Vehicle	Cat	Cl	Top 1		Top 2		Top 3		Top 4		Top 5		Avg
											Km/h	Lap	Km/h	Lap	Km/h	Lap	Km/h	Lap	Km/h	Lap	
1	3	Senkyr Motorsport	CZE	Beitske Visser	IND	Richard Gonda	SRK	BMW M6 GT3	PRO	1	247.1	25	245.4	22	245.4	24	244.8	4	244.8	5	245.5
2	21	Spirit of Race	ITA	Duncan Cameron	GBR	Matt Griffin	IRL	Ferrari 488 GT3	PROAM	1	247.1	17	246.0	15	245.4	9	245.4	14	245.4	16	245.9
3	96	Optimum Motorsport	GBR	Oliver Wilkinson	GBR	Darren Turner	GBR	Aston Martin GT3 AMR MY2019	PRO	2	247.1	17	246.5	16	246.5	22	246.0	20	245.4	10	246.3
4	9	Antonelli MotorSport	ITA	Davide Roda	ITA			Mercedes AMG GT3	AM	1	246.0	21	245.4	23	244.3	15	244.3	22	243.7	11	244.7
5	16	Teo Martín Motorsport	ESP	Marcelo Hahn	BRA	Allam Khodair	BRA	McLaren 720 s	PROAM	2	246.0	14	246.0	15	245.4	16	245.4	17	245.4	19	245.6
6	17	Teo Martín Motorsport	ESP	Fran Rueda	ESP	Andrés Saravia	GTM	McLaren 720 s	PRO	3	246.0	19	246.0	21	246.0	22	245.4	15	245.4	16	245.7
7	33	HTP Motorsport / Winward Racing	DEU	Russell Ward	USA	Indy Dontje	IND	Mercedes AMG GT3	PROAM	3	246.0	17	246.0	22	245.4	16	244.8	15	244.3	10	245.3
8	14	Emil Frey Racing	CHE	Norbert Siedler	AUT	Mikaël Grenier	CAN	Lamborghini Huracan GT3 EVO	PRO	4	245.4	3	245.4	13	244.8	4	244.8	7	244.8	14	245.1
9	50	Kessel Racing	CHE	John Hartshorne	GBR	Oliver Hancock	GBR	Ferrari 488 GT3	PROAM	4	245.4	4	244.3	25	243.7	3	243.7	5	243.7	6	244.2
10	59	Teo Martín Motorsport	ESP	Martin Kodrić	HRV	Henrique Chaves	PRT	McLaren 720 s	PRO	5	245.4	4	245.4	10	244.8	5	244.8	9	244.8	13	245.1
11	63	Emil Frey Racing	CHE	Albert Costa	ESP	Giacomo Altoè	ITA	Lamborghini Huracan GT3 EVO	PRO	6	244.8	3	244.8	11	244.3	13	243.7	7	243.7	8	244.3
12	6	Antonelli MotorSport	ITA	Daniel Zampieri	ITA	Loris Spinelli	ITA	Mercedes AMG GT3	PRO	7	244.3	19	243.2	16	242.6	10	242.6	20	242.6	24	243.1
13	8	Antonelli MotorSport	ITA	Giuseppe Cipriani	ITA			Mercedes AMG GT3	AM	2	244.3	10	243.7	12	243.7	16	243.7	17	243.2	2	243.7
14	66	Vincenzo Sospiri Racing	ITA	Frederik Schandorff	DNK	Tuomas Tujula	FIN	Lamborghini Huracan GT3 EVO	PROAM	5	244.3	10	243.7	3	243.7	6	243.7	9	243.2	5	243.7
15	12	Ombra Racing	ITA	Federico Leo	ITA	Najjy Razak	MYS	Lamborghini Huracan GT3 EVO	PRO	8	243.7	7	243.7	14	243.7	18	243.2	3	243.2	19	243.5
16	27	Lazarus Racing	ITA	Nicola De Marco	ITA	Eliseo Martínez	ESP	Lamborghini Huracan GT3 EVO	PRO	9	243.7	5	243.7	18	243.2	10	242.6	4	242.6	8	243.2
17	10	SPS Automotive Performance	DEU	Miguel Ramos	PRT	Fabrizio Crestani	ITA	Mercedes AMG GT3	PRO	10	243.2	10	243.2	11	243.2	13	243.2	14	243.2	15	243.2
18	19	Raton Racing by Target	ITA	Jiatong Liang	CHN	Raffaele Giammaria	ITA	Lamborghini Huracan GT3 EVO	PROAM	6	243.2	11	242.1	5	242.1	6	242.1	19	241.6	7	242.2
19	20	SPS Automotive Performance	DEU	Valentin Pierburg	DEU	Tom Onslow-Cole	GBR	Mercedes AMG GT3	PROAM	7	243.2	17	243.2	18	243.2	19	243.2	20	243.2	22	243.2
20	99	Sports and You	ESP	Manuel Da Costa	PRT	Miguel Sardinha	GBR	Mercedes AMG GT3	AM	3	243.2	14	242.6	18	242.1	13	242.1	15	242.1	16	242.4



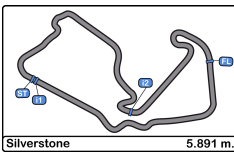


Silverstone
International GT Open
Free Practice - 2
Fastest Laps Sequence



Lap	Time of Day	Session Time	Nº	Entrant/Team	Nat	Driver 1	Nat	Driver 2	Nat	Vehicle	Cat	Time	Km/h
2	14:19:09.286	4:09.286	10	SPS Automotive Performance		Miguel Ramos		Fabrizio Crestani		Mercedes AMG GT3	PRO	2:00.025	176.9
2	14:19:50.564	4:50.564	50	Kessel Racing		John Hartshorne		Oliver Hancock		Ferrari 488 GT3	PROAM	2:00.018	177.0
3	14:21:08.658	6:08.658	10	SPS Automotive Performance		Miguel Ramos		Fabrizio Crestani		Mercedes AMG GT3	PRO	1:59.372	177.9
5	14:25:07.530	10:07.530	10	SPS Automotive Performance		Miguel Ramos		Fabrizio Crestani		Mercedes AMG GT3	PRO	1:59.261	178.1
5	14:25:14.680	10:14.680	20	SPS Automotive Performance		Valentin Pierburg		Tom Onslow-Cole		Mercedes AMG GT3	PROAM	1:59.206	178.2
7	14:29:41.182	14:41.182	14	Emil Frey Racing		Norbert Siedler		Mikaël Grenier		Lamborghini Huracan GT3 EVO	PRO	1:58.939	178.6
12	14:53:32.508	38:32.508	14	Emil Frey Racing		Norbert Siedler		Mikaël Grenier		Lamborghini Huracan GT3 EVO	PRO	1:58.910	178.6
13	14:55:31.129	40:31.129	14	Emil Frey Racing		Norbert Siedler		Mikaël Grenier		Lamborghini Huracan GT3 EVO	PRO	1:58.621	179.0
14	14:57:29.743	42:29.743	14	Emil Frey Racing		Norbert Siedler		Mikaël Grenier		Lamborghini Huracan GT3 EVO	PRO	1:58.614	179.0
18	15:00:49.329	45:49.329	10	SPS Automotive Performance		Miguel Ramos		Fabrizio Crestani		Mercedes AMG GT3	PRO	1:58.599	179.1
17	15:01:47.381	46:47.381	20	SPS Automotive Performance		Valentin Pierburg		Tom Onslow-Cole		Mercedes AMG GT3	PROAM	1:58.295	179.5
18	15:03:45.516	48:45.516	20	SPS Automotive Performance		Valentin Pierburg		Tom Onslow-Cole		Mercedes AMG GT3	PROAM	1:58.135	179.8



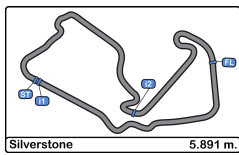


Silverstone
International GT Open
Free Practice - 2
Event Best Maximum Speed



Nº	Entrant/Team	Nat	Driver 1	Nat	Driver 2	Nat	Vehicle	Cat	Km/h	Session
59	Teo Martín Motorsport	ESP	Martin Kodrić	HRV	Henrique Chaves	PRT	McLaren 720 s	PRO	247.7	Free Practice - 1
16	Teo Martín Motorsport	ESP	Marcelo Hahn	BRA	Allam Khodair	BRA	McLaren 720 s	PROAM	247.7	Free Practice - 1
96	Optimum Motorsport	GBR	Oliver Wilkinson	GBR	Darren Turner	GBR	Aston Martin GT3 AMR MY2019	PRO	247.1	Free Practice - 2
21	Spirit of Race	ITA	Duncan Cameron	GBR	Matt Griffin	IRL	Ferrari 488 GT3	PROAM	247.1	Free Practice - 2
3	Senkyr Motorsport	CZE	Beitske Visser	NLD	Richard Gonda	SVK	BMW M6 GT3	PRO	247.1	Free Practice - 2
17	Teo Martín Motorsport	ESP	Fran Rueda	ESP	Andrés Saravia	GTM	McLaren 720 s	PRO	246.5	Free Practice - 1
33	HTP Motorsport / Winward Racing	DEU	Russell Ward	USA	Indy Dontje	NLD	Mercedes AMG GT3	PROAM	246.0	Free Practice - 2
9	Antonelli MotorSport	ITA	Davide Roda	ITA			Mercedes AMG GT3	AM	246.0	Free Practice - 2
14	Emil Frey Racing	CHE	Norbert Siedler	AUT	Mikaël Grenier	CAN	Lamborghini Huracan GT3 EVO	PRO	245.4	Free Practice - 2
50	Kessel Racing	CHE	John Hartshorne	GBR	Oliver Hancock	GBR	Ferrari 488 GT3	PROAM	245.4	Free Practice - 2
63	Emil Frey Racing	CHE	Albert Costa	ESP	Giacomo Altoè	ITA	Lamborghini Huracan GT3 EVO	PRO	244.8	Free Practice - 2
12	Ombra Racing	ITA	Federico Leo	ITA	Najiy Razak	MYS	Lamborghini Huracan GT3 EVO	PRO	244.3	Free Practice - 1
66	Vincenzo Sospiri Racing	ITA	Frederik Schandorff	DNK	Tuomas Tujula	FIN	Lamborghini Huracan GT3 EVO	PROAM	244.3	Free Practice - 2
8	Antonelli MotorSport	ITA	Giuseppe Cipriani	ITA			Mercedes AMG GT3	AM	244.3	Free Practice - 2
6	Antonelli MotorSport	ITA	Daniel Zampieri	ITA	Loris Spinelli	ITA	Mercedes AMG GT3	PRO	244.3	Free Practice - 2
27	Lazarus Racing	ITA	Nicola De Marco	ITA	Eliseo Martínez	ESP	Lamborghini Huracan GT3 EVO	PRO	243.7	Free Practice - 2
20	SPS Automotive Performance	DEU	Valentin Pierburg	DEU	Tom Onslow-Cole	GBR	Mercedes AMG GT3	PROAM	243.2	Free Practice - 1
10	SPS Automotive Performance	DEU	Miguel Ramos	PRT	Fabrizio Crestani	ITA	Mercedes AMG GT3	PRO	243.2	Free Practice - 2
19	Raton Racing by Target	ITA	Jiatong Liang	CHN	Raffaele Giammaria	ITA	Lamborghini Huracan GT3 EVO	PROAM	243.2	Free Practice - 2
99	Sports and You	PRT	Manuel Da Costa	PRT	Miguel Sardinha	PRT	Mercedes AMG GT3	AM	243.2	Free Practice - 2





Silverstone
International GT Open
Free Practice - 2
Pit Stop Analysis



3 Beitske Visser PRO Senkyr Motorsport
 Richard Gonda BMW M6 GT3

Nr.	In Day Time	In Time	Out Time	Pit Time	T. Pit Time	Handicap	Penalty
1	14:29:58.972	14:29:58.972	14:33:46.451	3:47.479	3:47.479		
2	14:43:56.762	14:43:56.762	14:46:36.811	2:40.049	6:27.528		
3	14:56:46.677	14:56:46.677	15:00:17.572	3:30.895	9:58.423		

6 Daniel Zampieri PRO Antonelli MotorSport
 Loris Spinelli Mercedes AMG GT3

Nr.	In Day Time	In Time	Out Time	Pit Time	T. Pit Time	Handicap	Penalty
1	14:17:44.828	14:17:44.828	14:18:32.867	48.039	48.039		
2	14:28:40.206	14:28:40.206	14:31:03.320	2:23.114	3:11.153		
3	14:43:11.403	14:43:11.403	14:45:27.858	2:16.455	5:27.608		
4	14:47:44.180	14:47:44.180	14:52:13.926	4:29.746	9:57.354		
5	15:00:19.808	15:00:19.808	15:02:57.455	2:37.647	12:35.001		
6	15:11:05.639	15:11:05.639	15:12:40.536	1:34.897	14:09.898		

8 Giuseppe Cipriani AM Antonelli MotorSport
 Mercedes AMG GT3

Nr.	In Day Time	In Time	Out Time	Pit Time	T. Pit Time	Handicap	Penalty
1	14:28:50.222	14:28:50.222	14:31:20.440	2:30.218	2:30.218		
2	14:35:30.896	14:35:30.896	14:39:38.320	4:07.424	6:37.642		
3	14:48:12.404	14:48:12.404	14:56:25.635	8:13.231	14:50.873		

9 Davide Roda AM Antonelli MotorSport
 Mercedes AMG GT3

Nr.	In Day Time	In Time	Out Time	Pit Time	T. Pit Time	Handicap	Penalty
1	14:24:09.381	14:24:09.381	14:26:37.351	2:27.970	2:27.970		
2	14:34:57.031	14:34:57.031	14:37:31.533	2:34.502	5:02.472		
3	14:48:13.861	14:48:13.861	14:52:36.296	4:22.435	9:24.907		

10 Miguel Ramos PRO SPS Automotive Performance
 Fabrizio Crestani Mercedes AMG GT3

Nr.	In Day Time	In Time	Out Time	Pit Time	T. Pit Time	Handicap	Penalty
1	14:27:13.192	14:27:13.192	14:29:20.680	2:07.488	2:07.488		
2	14:47:55.470	14:47:55.470	14:54:54.311	6:58.841	9:06.329		
3	15:08:49.980	15:08:49.980	15:10:08.583	1:18.603	10:24.932		

12 Federico Leo PRO Ombra Racing
 Najiy Razak Lamborghini Huracan GT3 EVO

Nr.	In Day Time	In Time	Out Time	Pit Time	T. Pit Time	Handicap	Penalty
1	14:30:48.805	14:30:48.805	14:34:09.837	3:21.032	3:21.032		
2	14:42:18.166	14:42:18.166	14:45:14.104	2:55.938	6:16.970		
3	14:47:27.429	14:47:27.429	14:51:11.779	3:44.350	10:01.320		
4	15:01:29.377	15:01:29.377	15:02:27.881	58.504	10:59.824		
5	15:06:30.526	15:06:30.526	15:07:26.448	55.922	11:55.746		

14 Norbert Siedler PRO Emil Frey Racing
 Mikaël Grenier Lamborghini Huracan GT3 EVO

Nr.	In Day Time	In Time	Out Time	Pit Time	T. Pit Time	Handicap	Penalty
1	14:31:48.516	14:31:48.516	14:45:21.746	13:33.230	13:33.230		
2	14:59:35.177	14:59:35.177	15:00:50.617	1:15.440	14:48.670		
3	15:09:15.341	15:09:15.341	15:11:33.294	2:17.953	17:06.623		

16 Marcelo Hahn PROAM Teo Martin Motorsport
 Allam Khodair McLaren 720 s

Nr.	In Day Time	In Time	Out Time	Pit Time	T. Pit Time	Handicap	Penalty
1	14:19:09.621	14:19:09.621	14:28:31.677	9:22.056	9:22.056		
2	14:43:26.412	14:43:26.412	14:46:33.484	3:07.072	12:29.128		
3	14:49:01.754	14:49:01.754	14:57:23.679	8:21.925	20:51.053		
4	15:03:29.263	15:03:29.263	15:04:34.588	1:05.325	21:56.378		

17 Fran Rueda PRO Teo Martin Motorsport
 Andrés Saravia McLaren 720 s

Nr.	In Day Time	In Time	Out Time	Pit Time	T. Pit Time	Handicap	Penalty
1	14:24:14.939	14:24:14.939	14:29:37.863	5:22.924	5:22.924		
2	14:39:43.633	14:39:43.633	14:41:02.739	1:19.106	6:42.030		

19 Jiatong Liang PROAM Raton Racing by Target
 Raffaele Giammaria Lamborghini Huracan GT3 EVO

Nr.	In Day Time	In Time	Out Time	Pit Time	T. Pit Time	Handicap	Penalty
1	14:29:22.769	14:29:22.769	14:35:33.864	6:11.095	6:11.095		
2	14:47:46.270	14:47:46.270	14:53:24.911	5:38.641	11:49.736		
3	15:07:50.754	15:07:50.754	15:09:48.368	1:57.614	13:47.350		

20 Valentin Pierburg PROAM SPS Automotive Performance
 Tom Onslow-Cole Mercedes AMG GT3

Nr.	In Day Time	In Time	Out Time	Pit Time	T. Pit Time	Handicap	Penalty
1	14:27:15.544	14:27:15.544	14:29:55.521	2:39.977	2:39.977		
2	14:46:19.920	14:46:19.920	14:55:46.552	9:26.632	12:06.609		
3	15:05:45.188	15:05:45.188	15:06:47.302	1:02.114	13:08.723		

21 Duncan Cameron PROAM Spirit of Race
 Matt Griffin Ferrari 488 GT3

Nr.	In Day Time	In Time	Out Time	Pit Time	T. Pit Time	Handicap	Penalty
1	14:27:38.839	14:27:38.839	14:29:39.029	2:00.190	2:00.190		
2	14:41:43.683	14:41:43.683	14:44:02.911	2:19.228	4:19.418		
3	14:46:09.499	14:46:09.499	15:00:52.102	14:42.603	19:02.021		

27 Nicola De Marco PRO Lazarus Racing
 Eliseo Martínez Lamborghini Huracan GT3 EVO

Nr.	In Day Time	In Time	Out Time	Pit Time	T. Pit Time	Handicap	Penalty
1	14:32:06.975	14:32:06.975	14:33:53.364	1:46.389	1:46.389		
2	14:44:04.501	14:44:04.501	14:49:53.732	5:49.231	7:35.620		
3	15:04:19.133	15:04:19.133	15:06:56.886	2:37.753	10:13.373		

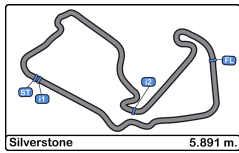
33 Russell Ward PROAM HTP Motorsport / Winward Racing
 Indy Dontje Mercedes AMG GT3

Nr.	In Day Time	In Time	Out Time	Pit Time	T. Pit Time	Handicap	Penalty
1	14:40:46.782	14:40:46.782	14:45:09.924	4:23.142	4:23.142		
2	14:55:21.659	14:55:21.659	15:00:06.898	4:45.239	9:08.381		
3	15:12:21.875	15:12:21.875	15:13:48.705	1:26.830	10:35.211		

50 John Hartshorne PROAM Kessel Racing
 Oliver Hancock Ferrari 488 GT3

Nr.	In Day Time	In Time	Out Time	Pit Time	T. Pit Time	Handicap	Penalty
1	14:30:05.701	14:30:05.701	14:31:57.264	1:51.563	1:51.563		
2	14:47:10.486	14:47:10.486	14:50:54.232	3:43.746	5:35.309		
3	14:57:29.920	14:57:29.920	14:58:33.744	1:03.824	6:39.133		
4	15:09:14.407	15:09:14.407	15:10:13.577	59.170	7:38.303		





Silverstone
International GT Open
Free Practice - 2
Pit Stop Analysis



59

Martin Kodrić PRO Teo Martin Motorsport

Henrique Chaves McLaren 720 s

Nr.	In Day Time	In Time	Out Time	Pit Time	T. Pit Time	Handicap	Penalty
1	14:28:30.721	14:28:30.721	14:32:41.130	4:10.409	4:10.409		
2	14:42:49.526	14:42:49.526	14:47:18.165	4:28.639	8:39.048		
3	14:53:26.434	14:53:26.434	14:56:20.670	2:54.236	11:33.284		
4	15:06:21.554	15:06:21.554	15:07:16.162	54.608	12:27.892		

63

Albert Costa PRO Emil Frey Racing

Giacomo Altoè Lamborghini Huracan GT3 EVO

Nr.	In Day Time	In Time	Out Time	Pit Time	T. Pit Time	Handicap	Penalty
1	14:23:48.827	14:23:48.827	14:30:18.979	6:30.152	6:30.152		
2	14:48:41.024	14:48:41.024	15:02:14.931	13:33.907	20:04.059		
3	15:10:14.846	15:10:14.846	15:11:30.850	1:16.004	21:20.063		

66

Frederik Schandorff PROAM Vincenzo Sospiri Racing

Tuomas Tujala Lamborghini Huracan GT3 EVO

Nr.	In Day Time	In Time	Out Time	Pit Time	T. Pit Time	Handicap	Penalty
1	14:31:31.876	14:31:31.876	14:32:41.741	1:09.865	1:09.865		
2	14:38:44.187	14:38:44.187	14:44:49.326	6:05.139	7:15.004		
3	14:46:55.773	14:46:55.773	14:53:56.907	7:01.134	14:16.138		
4	15:10:06.067	15:10:06.067	15:12:36.326	2:30.259	16:46.397		

96

Oliver Wilkinson PRO Optimum Motorsport

Darren Turner Aston Martin GT3 AMR MY2019

Nr.	In Day Time	In Time	Out Time	Pit Time	T. Pit Time	Handicap	Penalty
1	14:17:30.311	14:17:30.311	14:18:15.847	45.536	45.536		
2	14:32:19.368	14:32:19.368	14:33:39.757	1:20.389	2:05.925		
3	14:41:45.444	14:41:45.444	14:43:20.776	1:35.332	3:41.257		
4	14:53:28.898	14:53:28.898	14:55:10.831	1:41.933	5:23.190		
5	15:07:19.187	15:07:19.187	15:08:41.894	1:22.707	6:45.897		

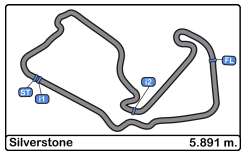
99

Manuel Da Costa AM Sports and You

Miguel Sardinha Mercedes AMG GT3

Nr.	In Day Time	In Time	Out Time	Pit Time	T. Pit Time	Handicap	Penalty
1	14:31:14.955	14:31:14.955	14:37:15.509	6:00.554	6:00.554		
2	14:45:57.904	14:45:57.904	14:51:03.489	5:05.585	11:06.139		
3	15:05:28.036	15:05:28.036	15:07:50.375	2:22.339	13:28.478		

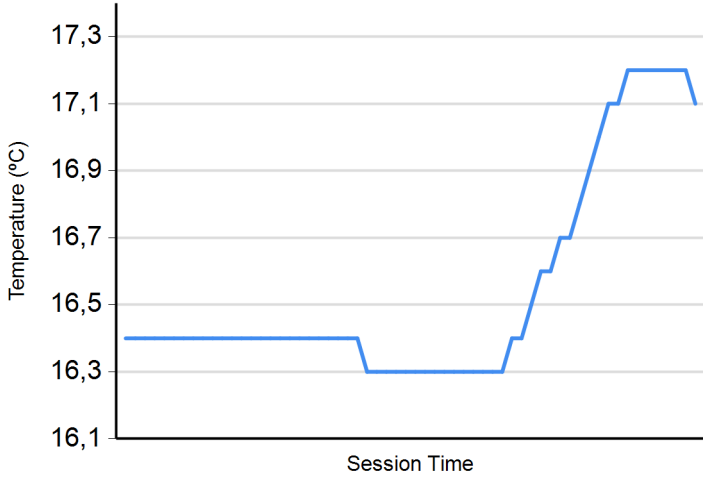




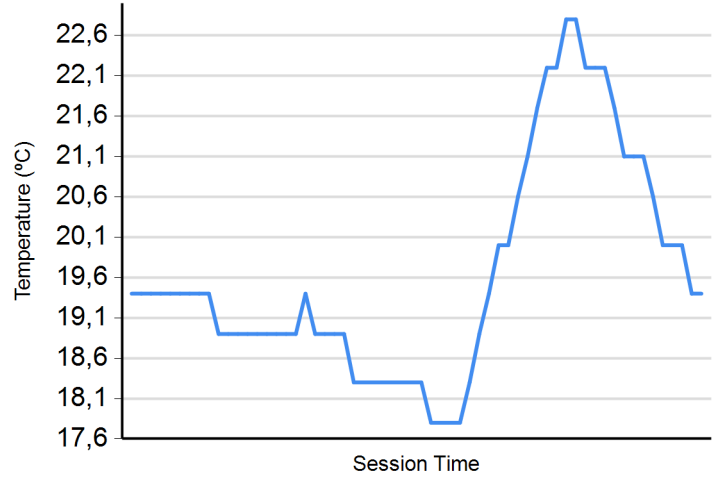
Silverstone
International GT Open
Free Practice - 2
Weather Report



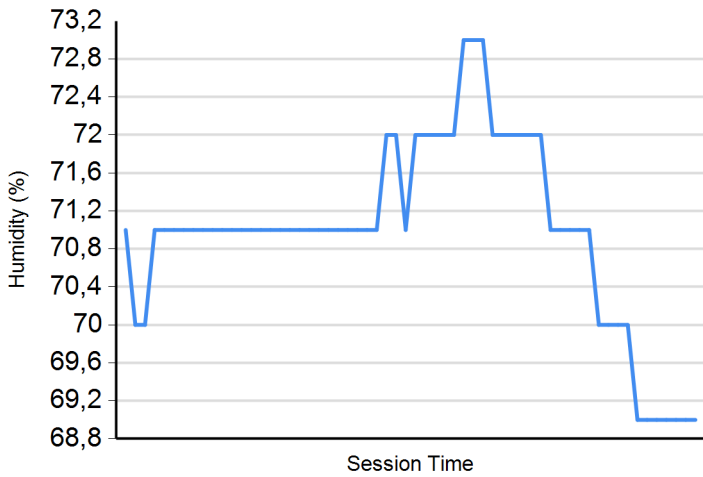
Air Temperature



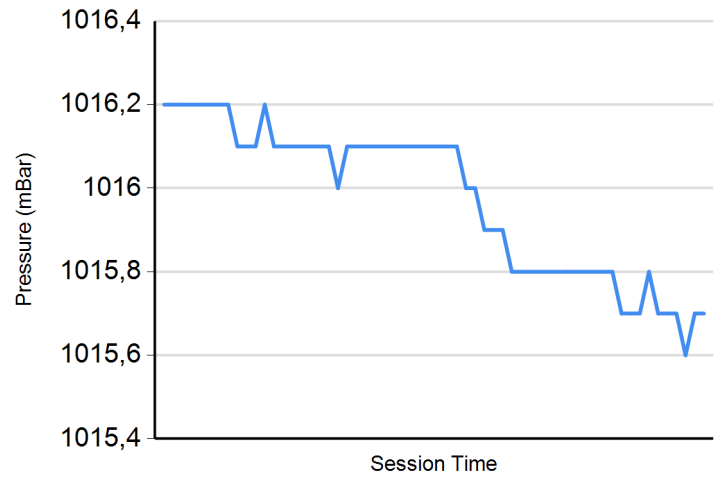
Track Temperature



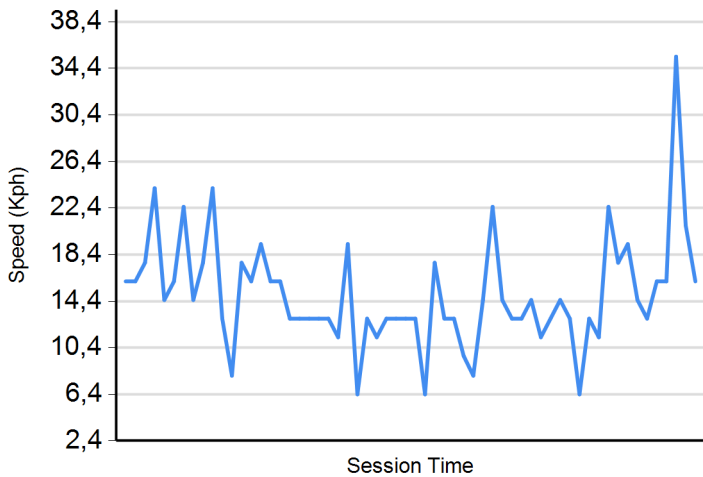
Humidity



Pressure

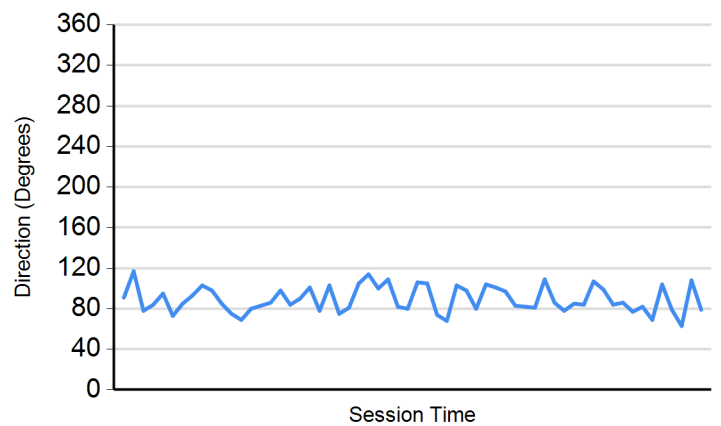


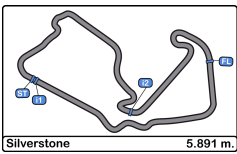
Wind Speed



Wind direction

North = 0°/360° Est = 90° South = 180° West = 270°






Silverstone
International GT Open
Free Practice 1 - 2
Combined Results



Cls	Nº	Entrant/Team	Nat	Driver 1	Nat	Driver 2	Nat	Vehicle	Cat	Cls	Laps	Free Practice - 1	Free Practice - 2	Best	Gap	Interval	Km/h		
1	20	SPS Automotive Performance	DEU	Valentin Pierburg	DEU	Tom Onslow-Cole	GBR	Mercedes AMG GT3	PROAM	1	45	1:58.711	7	1:58.135	18	1:58.135		179.8	
2	16	Teo Martín Motorsport	ESP	Marcelo Hahn	BRA	Allam Khodair	BRA	McLaren 720 s	PROAM	2	38	1:58.147	18	1:59.053	18	1:58.147	0.012	0.012	179.8
3	63	Emil Frey Racing	CHE	Albert Costa	ESP	Giacomo Altoè	ITA	Lamborghini Huracan GT3 EVO	PRO	1	41	1:58.301	8	1:59.097	15	1:58.301	0.166	0.154	179.5
4	21	Spirit of Race	ITA	Duncan Cameron	GBR	Matt Griffin	IRL	Ferrari 488 GT3	PROAM	3	44	1:59.321	20	1:58.359	20	1:58.359	0.224	0.058	179.4
5	10	SPS Automotive Performance	DEU	Miguel Ramos	PRT	Fabrizio Crestani	ITA	Mercedes AMG GT3	PRO	2	48	1:58.715	9	1:58.599	18	1:58.599	0.464	0.240	179.1
6	17	Teo Martín Motorsport	ESP	Fran Rueda	ESP	Andrés Saravia	GTM	McLaren 720 s	PRO	3	48	1:58.614	11	1:59.296	23	1:58.614	0.479	0.015	179.0
7	14	Emil Frey Racing	CHE	Norbert Siedler	AUT	Mikaël Grenier	CAN	Lamborghini Huracan GT3 EVO	PRO	4	42	1:58.944	13	1:58.614	14	1:58.614	0.479	0.000	179.0
8	50	Kessel Racing	CHE	John Hartshorne	GBR	Oliver Hancock	GBR	Ferrari 488 GT3	PROAM	4	50	1:59.195	23	1:58.626	25	1:58.626	0.491	0.012	179.0
9	6	Antonelli MotorSport	ITA	Daniel Zampieri	ITA	Loris Spinelli	ITA	Mercedes AMG GT3	PRO	5	46	1:58.802	13	2:00.156	9	1:58.802	0.667	0.176	178.8
10	66	Vincenzo Sospiri Racing	ITA	Frederik Schandorff	DNK	Tuomas Tujula	FIN	Lamborghini Huracan GT3 EVO	PROAM	5	41	1:59.318	10	1:58.914	18	1:58.914	0.779	0.112	178.6
11	59	Teo Martín Motorsport	ESP	Martin Kodrić	HRV	Henrique Chaves	PRT	McLaren 720 s	PRO	6	45	1:58.976	9	1:59.457	12	1:58.976	0.841	0.062	178.5
12	12	Ombra Racing	ITA	Federico Leo	ITA	Najiy Razak	MYS	Lamborghini Huracan GT3 EVO	PRO	7	42	1:59.979	13	1:59.184	20	1:59.184	1.049	0.208	178.2
13	3	Senkry Motorsport	CZE	Beitske Visser	NLD	Richard Gonda	SVK	BMW M6 GT3	PRO	8	48	2:00.292	22	1:59.409	15	1:59.409	1.274	0.225	177.9
14	33	HTP Motorsport / Winward Racing	DEU	Russell Ward	USA	Indy Dontje	NLD	Mercedes AMG GT3	PROAM	6	45	1:59.954	11	1:59.544	16	1:59.544	1.409	0.135	177.7
15	96	Optimum Motorsport	GBR	Oliver Wilkinson	GBR	Darren Turner	GBR	Aston Martin GT3 AMR MY2019	PRO	9	46	1:59.823	18	1:59.640	25	1:59.640	1.505	0.096	177.5
16	19	Raton Racing by Target	ITA	Jiatong Liang	CHN	Raffaele Giammaria	ITA	Lamborghini Huracan GT3 EVO	PROAM	7	45	2:00.147	15	1:59.997	10	1:59.997	1.862	0.357	177.0
17	27	Lazarus Racing	ITA	Nicola De Marco	ITA	Eliseo Martínez	ESP	Lamborghini Huracan GT3 EVO	PRO	10	44	2:01.146	19	2:00.530	10	2:00.530	2.395	0.533	176.2
18	99	Sports and You	PRT	Manuel Da Costa	PRT	Miguel Sardinha	PRT	Mercedes AMG GT3	AM	1	40	2:02.094	11	2:00.558	20	2:00.558	2.423	0.028	176.2
19	8	Antonelli MotorSport	ITA	Giuseppe Cipriani	ITA			Mercedes AMG GT3	AM	2	39	2:01.000	19	2:00.586	15	2:00.586	2.451	0.028	176.1
20	9	Antonelli MotorSport	ITA	Davide Roda	ITA			Mercedes AMG GT3	AM	3	29	2:05.894	2	2:00.757	22	2:00.757	2.622	0.171	175.9

Published at:.....

Stewards:	Race Director:	Timekeeper: 
------------------	-----------------------	--

