

Silverstone
International GT Open
Free Practice - 1
Provisional Results



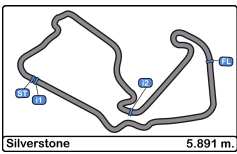
Cls	Nº	Entrant/Team	Nat	Driver 1	Nat	Driver 2	Nat	Vehicle	Cat	Cls	Laps	Best	Time	Gap	Interval	Km/h
1	16	Teo Martín Motorsport	ESP	Marcelo Hahn	BRA	Allam Khodair	BRA	McLaren 720 s	PROAM	1	19	18	1:58.147			179.8
2	63	Emil Frey Racing	CHE	Albert Costa	ESP	Giacomo Altoè	ITA	Lamborghini Huracan GT3 EVO	PRO	1	21	8	1:58.301	0.154	0.154	179.5
3	17	Teo Martín Motorsport	ESP	Fran Rueda	ESP	Andrés Saravia	ITA	McLaren 720 s	PRO	2	21	11	1:58.614	0.467	0.313	179.0
4	20	SPS Automotive Performance	DEU	Valentin Pierburg	DEU	Tom Onslow-Cole	GBR	Mercedes AMG GT3	PROAM	2	22	7	1:58.711	0.564	0.097	178.9
5	10	SPS Automotive Performance	DEU	Miguel Ramos	PRT	Fabrizio Crestani	ITA	Mercedes AMG GT3	PRO	3	22	9	1:58.715	0.568	0.004	178.9
6	6	Antonelli MotorSport	ITA	Daniel Zampieri	ITA	Loris Spinelli	ITA	Mercedes AMG GT3	PRO	4	22	13	1:58.802	0.655	0.087	178.8
7	14	Emil Frey Racing	CHE	Norbert Siedler	AUT	Mikaël Grenier	CAN	Lamborghini Huracan GT3 EVO	PRO	5	20	13	1:58.944	0.797	0.142	178.6
8	59	Teo Martín Motorsport	ESP	Martin Kodrić	HRV	Henrique Chaves	PRT	McLaren 720 s	PRO	6	22	9	1:58.976	0.829	0.032	178.5
9	50	Kessel Racing	CHE	John Hartshorne	GBR	Oliver Hancock	GBR	Ferrari 488 GT3	PROAM	3	24	23	1:59.195	1.048	0.219	178.2
10	66	Vincenzo Sospiri Racing	ITA	Frederik Schandorff	DNK	Tuomas Tujula	FIN	Lamborghini Huracan GT3 EVO	PROAM	4	19	10	1:59.318	1.171	0.123	178.0
11	21	Spirit of Race	ITA	Duncan Cameron	GBR	Matt Griffin	IRL	Ferrari 488 GT3	PROAM	5	23	20	1:59.321	1.174	0.003	178.0
12	96	Optimum Motorsport	GBR	Oliver Wilkinson	GBR	Darren Turner	GBR	Aston Martin GT3 AMR MY2019	PRO	7	20	18	1:59.823	1.676	0.502	177.2
13	33	HTP Motorsport / Winward Racing	DEU	Russell Ward	USA	Indy Dontje	NLD	Mercedes AMG GT3	PROAM	6	21	11	1:59.954	1.807	0.131	177.0
14	12	Ombra Racing	ITA	Federico Leo	ITA	Najiy Razak	MYS	Lamborghini Huracan GT3 EVO	PRO	8	21	13	1:59.979	1.832	0.025	177.0
15	19	Raton Racing by Target	ITA	Jiatong Liang	CHN	Raffaele Giammaria	ITA	Lamborghini Huracan GT3 EVO	PROAM	7	22	15	2:00.147	2.000	0.168	176.8
16	3	Senkyr Motorsport	CZE	Beitske Visser	NLD	Richard Gonda	HUN	BMW M6 GT3	PRO	9	23	22	2:00.292	2.145	0.145	176.6
17	8	Antonelli MotorSport	ITA	Giuseppe Cipriani	ITA			Mercedes AMG GT3	AM	1	20	19	2:01.000	2.853	0.708	175.5
18	27	Lazarus Racing	ITA	Nicola De Marco	ITA	Eliseo Martínez	ESP	Lamborghini Huracan GT3 EVO	PRO	10	22	19	2:01.146	2.999	0.146	175.3
19	99	Sports and You	PRT	Manuel Da Costa	PRT	Miguel Sardinha	PRT	Mercedes AMG GT3	AM	2	19	11	2:02.094	3.947	0.948	173.9
20	9	Antonelli MotorSport	ITA	Davide Roda	ITA			Mercedes AMG GT3	AM	3	6	2	2:05.894	7.747	3.800	168.7

Published at:.....

Track Temp: 17.8 °C Air Temp: 14.5 °C Humidity: 76 % Track Status: DRY

Stewards:	Race Director:	Timekeeper: 
------------------	-----------------------	--





Silverstone
International GT Open
Free Practice - 1
Provisional Results by Class



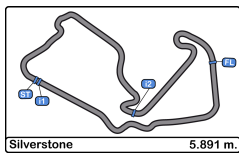
Cls	Nº	Entrant/Team	Nat	Driver 1	Nat	Driver 2	Nat	Vehicle	Cat	Cls	Laps	Best	Time	Gap	Interval	Km/h
PRO																
1	63	Emil Frey Racing	CHE	Albert Costa	ESP	Giacomo Altoè	ITA	Lamborghini Huracan GT3 EVO	PRO	1	21	8	1:58.301			179.5
2	17	Teo Martín Motorsport	ESP	Fran Rueda	ESP	Andrés Saravia	GTM	McLaren 720 s	PRO	2	21	11	1:58.614	0.313	0.313	179.0
3	10	SPS Automotive Performance	DEU	Miguel Ramos	PRT	Fabrizio Crestani	ITA	Mercedes AMG GT3	PRO	3	22	9	1:58.715	0.414	0.101	178.9
4	6	Antonelli MotorSport	ITA	Daniel Zampieri	ITA	Loris Spinelli	ITA	Mercedes AMG GT3	PRO	4	22	13	1:58.802	0.501	0.087	178.8
5	14	Emil Frey Racing	CHE	Norbert Siedler	AUT	Mikaël Grenier	CAN	Lamborghini Huracan GT3 EVO	PRO	5	20	13	1:58.944	0.643	0.142	178.6
6	59	Teo Martín Motorsport	ESP	Martin Kodrić	HRV	Henrique Chaves	PRT	McLaren 720 s	PRO	6	22	9	1:58.976	0.675	0.032	178.5
7	96	Optimum Motorsport	GBR	Oliver Wilkinson	GBR	Darren Turner	GBR	Aston Martin GT3 AMR MY2019	PRO	7	20	18	1:59.823	1.522	0.847	177.2
8	12	Ombra Racing	ITA	Federico Leo	ITA	Najiy Razak	MYS	Lamborghini Huracan GT3 EVO	PRO	8	21	13	1:59.979	1.678	0.156	177.0
9	3	Senkyr Motorsport	CZE	Beitske Visser	NLD	Richard Gonda	SVK	BMW M6 GT3	PRO	9	23	22	2:00.292	1.991	0.313	176.6
10	27	Lazarus Racing	ITA	Nicola De Marco	ITA	Eliseo Martínez	ESP	Lamborghini Huracan GT3 EVO	PRO	10	22	19	2:01.146	2.845	0.854	175.3
PROAM																
1	16	Teo Martín Motorsport	ESP	Marcelo Hahn	BRA	Allam Khodair	BRA	McLaren 720 s	PROAM	1	19	18	1:58.147			179.8
2	20	SPS Automotive Performance	DEU	Valentin Pierburg	DEU	Tom Onslow-Cole	GBR	Mercedes AMG GT3	PROAM	2	22	7	1:58.711	0.564	0.564	178.9
3	50	Kessel Racing	CHE	John Hartshorne	GBR	Oliver Hancock	GBR	Ferrari 488 GT3	PROAM	3	24	23	1:59.195	1.048	0.484	178.2
4	66	Vincenzo Sospiri Racing	ITA	Frederik Schandorff	DNK	Tuomas Tujula	FIN	Lamborghini Huracan GT3 EVO	PROAM	4	19	10	1:59.318	1.171	0.123	178.0
5	21	Spirit of Race	ITA	Duncan Cameron	GBR	Matt Griffin	IRL	Ferrari 488 GT3	PROAM	5	23	20	1:59.321	1.174	0.003	178.0
6	33	HTP Motorsport / Winward Racing	DEU	Russell Ward	USA	Indy Dontje	NLD	Mercedes AMG GT3	PROAM	6	21	11	1:59.954	1.807	0.633	177.0
7	19	Raton Racing by Target	ITA	Jiatong Liang	CHN	Raffaele Giammaria	ITA	Lamborghini Huracan GT3 EVO	PROAM	7	22	15	2:00.147	2.000	0.193	176.8
AM																
1	8	Antonelli MotorSport	ITA	Giuseppe Cipriani	ITA			Mercedes AMG GT3	AM	1	20	19	2:01.000			175.5
2	99	Sports and You	PRT	Manuel Da Costa	PRT	Miguel Sardinha	PRT	Mercedes AMG GT3	AM	2	19	11	2:02.094	1.094	1.094	173.9
3	9	Antonelli MotorSport	ITA	Davide Roda	ITA			Mercedes AMG GT3	AM	3	6	2	2:05.894	4.894	3.800	168.7

Published at:.....

Track Temp: 17.8 °C Air Temp: 14.5 °C Humidity: 76 % Track Status: DRY

Stewards:	Race Director:	Timekeeper: 
------------------	-----------------------	--



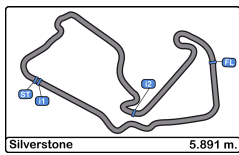


Silverstone
International GT Open
Free Practice - 1
Lap Analysis



3							8													
1 Beitske Visser			BMW M6 GT3				1 Giuseppe Cipriani			Mercedes AMG GT3										
PRO			Senkyr Motorsport				AM			Antonelli MotorSport										
Lap	D	Time	Sector 1	Sector 2	Sector 3	T. Spd	Elapsed	Lap	D	Time	Sector 1	Sector 2	Sector 3	T. Spd	Elapsed					
1		10:53:05.494	10:51:31.477	1:00.162	33.855	210.5	10:53:05.494	1		10:54:03.727	10:52:22.973	1:00.027	40.727	234.2	10:54:03.727					
2		2:03.344	36.930	54.181	32.233	237.3	10:55:08.838	2		2:54.022	1:25.546	55.825	32.651	236.8	10:56:57.749					
3		2:01.796	36.420	53.455	31.921	237.8	10:57:10.634	3		2:05.324	37.474	55.580	32.270	237.8	10:59:03.073					
4		2:01.483	36.350	53.372	31.761	235.8	10:59:12.117	4		2:04.411	37.491	54.743	32.177	239.4	11:01:07.484					
5		2:07.393	36.276	59.153	31.964	238.4	11:01:19.510	5		2:02.655	37.065	53.752	31.838	240.5	11:03:10.139					
6		2:05.234	P 36.346	53.117	35.771	237.3	11:03:24.744	6		2:02.221	36.952	53.723	31.546	240.5	11:05:12.360					
7		4:47.114	3:21.756	53.311	32.047	237.3	11:08:11.858	7		2:01.545	36.604	53.343	31.598	241.6	11:07:13.905					
8		2:00.726	35.983	53.022	31.721	238.9	11:10:12.584	8		2:08.930	P 36.602	53.819	38.509	241.6	11:09:22.835					
9		2:00.963	36.182	53.103	31.678	238.4	11:12:13.547	9		6:41.210	5:14.108	54.262	32.840	238.4	11:16:04.045					
10		2:00.960	35.939	53.247	31.774	238.4	11:14:14.507	10		2:02.078	36.656	53.930	31.492	241.0	11:18:06.123					
11		2:00.491	35.908	53.143	31.440	240.0	11:16:14.998	11		2:02.213	36.907	53.754	31.552	242.1	11:20:08.336					
12		2:04.720	P 37.288	53.066	34.366	242.6	11:18:19.718	12		2:01.485	36.846	53.118	31.521	242.1	11:22:09.821					
13		4:01.070	2:31.094	56.799	33.177	237.8	11:22:20.788	13		2:01.788	36.758	53.429	31.601	242.1	11:24:11.609					
14		2:04.584	37.444	54.781	32.359	238.4	11:24:25.372	14		2:06.389	P 36.989	53.792	35.608	240.5	11:26:17.998					
15		2:02.604	36.716	53.855	32.033	237.8	11:26:27.976	15		16:37.129	15:10.934	54.727	31.468	236.8	11:42:55.127					
16		2:02.951	37.111	53.912	31.928	240.0	11:28:30.927	16		2:01.320	36.700	53.208	31.412	242.1	11:44:56.447					
17		2:17.767	P 36.658	54.375	46.734	238.9	11:30:48.694	17		2:01.364	36.493	53.262	31.609	242.1	11:46:57.811					
18		11:25.162	9:54.096	57.262	33.804	214.7	11:42:13.856	18		2:08.607	36.365	1:00.137	32.105	243.2	11:49:06.418					
19		2:02.988	36.718	53.953	32.317	242.6	11:44:16.844	19		2:01.000	36.618	53.068	31.314	242.6	11:51:07.418					
20		2:01.167	36.278	53.298	31.591	243.7	11:46:18.011	20		2:10.151	P 36.433	52.835	40.883	242.6	11:53:17.569					
21		2:00.392	36.070	52.911	31.411	242.6	11:48:18.403	9												
22		2:00.292	35.981	52.867	31.444	243.7	11:50:18.695													
23		2:18.718	P 38.008	56.468	44.242	204.9	11:52:37.413	1 Davide Roda			Mercedes AMG GT3									
6							AM							2			Antonelli MotorSport			
							Lap	D	Time	Sector 1	Sector 2	Sector 3	T. Spd	Elapsed	Lap	D	Time	Sector 1	Sector 2	Sector 3
1		10:53:10.354	P 10:51:26.248	1:02.313	41.793	135.0	10:53:10.354	1		10:53:08.165	10:51:31.305	1:01.536	35.324	167.9	10:53:08.165					
2		2:55.491	1:25.082	56.621	33.788	225.0	10:56:05.845	2		2:05.894	37.926	54.743	33.225	236.3	10:55:14.059					
3		2:01.867	36.825	53.453	31.589	241.0	10:58:07.712	3		2:11.313	P 37.207	56.496	37.610	237.8	10:57:25.372					
4		2:00.274	36.558	52.603	31.113	242.1	11:00:07.986	4		4:07.914	2:19.790	1:15.775	32.349	240.0	11:01:33.286					
5		2:05.312	P 36.276	52.608	36.428	242.6	11:02:13.298	5		2:14.279	P 37.266	54.747	42.266	237.8	11:03:47.565					
6		4:07.551	2:44.009	52.373	31.169	240.5	11:06:20.849	6		24:07.788	22:40.908	54.891	31.989	176.7	11:27:55.353					
7		1:59.866	36.089	52.706	31.071	241.6	11:08:20.715	7			36.949			238.9						
8		1:59.776	36.033	52.615	31.128	243.2	11:10:20.491													
9		2:01.478	37.757	52.655	31.066	240.5	11:12:21.969													
10		1:59.561	36.171	52.320	31.070	242.6	11:14:21.530													
11		2:05.634	P 35.921	52.782	36.931	242.6	11:16:27.164													
12		4:22.327	2:58.722	52.551	31.054	241.0	11:20:49.491													
13		1:58.802	35.768	52.168	30.866	242.1	11:22:48.293													
14		1:59.429	35.831	52.633	30.965	243.7	11:24:47.722													
15		1:58.852	35.648	52.285	30.919	243.7	11:26:46.574													
16		2:02.617	P 35.640	52.222	34.755	242.6	11:28:49.191													
17		13:43.888	12:18.929	53.702	31.257	236.8	11:42:33.079													
18		2:01.028	36.362	53.386	31.280	242.6	11:44:34.107													
19		2:11.956	P 36.212	55.201	40.543	241.6	11:46:46.063													
20		2:44.555	1:19.945	53.360	31.250	241.0	11:49:30.618													
21		2:01.363	36.876	53.289	31.198	241.6	11:51:31.981													
22		2:06.384	P 36.025	53.642	36.717	242.6	11:53:38.365													





Silverstone
International GT Open
Free Practice - 1
Lap Analysis



10

1 Miguel Ramos Mercedes AMG GT3
 2 Fabrizio Crestani SPS Automotive Performance

Lap D	Time	Sector 1	Sector 2	Sector 3	T. Spd	Elapsed
1	10:52:26.187	10:51:00.540	54.238	31.409	235.2	10:52:26.187
2	2:00.638	36.369	52.963	31.306	238.9	10:54:26.825
3	1:59.873	36.136	52.731	31.006	241.0	10:56:26.698
4	1:59.480	36.046	52.379	31.055	240.0	10:58:26.178
5	2:03.518 P	35.829	52.526	35.163	240.5	11:00:29.696
6	4:56.475	3:32.792	52.596	31.087	238.4	11:05:26.171
7	1:58.849	35.710	52.188	30.951	241.0	11:07:25.020
8	2:00.776	37.633	52.121	31.022	240.5	11:09:25.796
9	1:58.715	35.745	51.990	30.980	239.4	11:11:24.511
10	2:04.839 P	35.595	52.101	37.143	241.6	11:13:29.350
11	6:04.463	4:38.344	54.431	31.688	238.4	11:19:33.813
12	2:01.466	36.367	53.677	31.422	241.6	11:21:35.279
13	2:00.577	36.167	53.236	31.174	240.5	11:23:35.856
14	2:00.482	36.134	52.907	31.441	242.6	11:25:36.338
15	2:00.195	35.901	52.816	31.478	242.6	11:27:36.533
16	2:06.612 P	36.145	52.580	37.887	242.1	11:29:43.145
17	12:47.675	11:21.707	54.252	31.716	236.8	11:42:30.820
18	2:00.755	36.295	52.953	31.507	240.5	11:44:31.575
19	2:01.237	36.239	53.414	31.584	241.0	11:46:32.812
20	2:00.547	36.044	53.214	31.289	242.1	11:48:33.359
21	2:00.539	36.085	53.118	31.336	242.1	11:50:33.898
22	2:06.508 P	36.183	53.426	36.899	242.1	11:52:40.406

14

1 Norbert Siedler Lamborghini Huracan GT3 EVO
 2 Mikaël Grenier Emil Frey Racing

Lap D	Time	Sector 1	Sector 2	Sector 3	T. Spd	Elapsed
1	10:52:36.461	10:51:07.999	55.258	33.204	227.3	10:52:36.461
2	2:00.569	35.935	53.407	31.227	239.4	10:54:37.030
3	1:59.838	35.777	52.600	31.461	242.1	10:56:36.868
4	1:59.072	35.701	52.158	31.213	243.7	10:58:35.940
5	2:06.363 P	35.889	52.227	38.247	241.6	11:00:42.303
6	5:07.109	3:42.768	53.225	31.116	241.6	11:05:49.412
7	2:03.849	36.099	52.835	34.915	242.6	11:07:53.261
8	1:59.032	35.672	52.179	31.181	243.7	11:09:52.293
9	2:05.474 P	35.798	53.039	36.637	244.8	11:11:57.767
10	8:25.022	7:00.750	52.812	31.460	238.4	11:20:22.789
11	1:59.456	35.875	52.280	31.301	243.2	11:22:22.245
12	1:59.754	36.103	52.660	30.991	243.7	11:24:21.999
13	1:58.944	35.573	52.349	31.022	243.7	11:26:20.943
14	2:04.830 P	35.894	52.462	36.474	243.7	11:28:25.773
15	13:52.137	12:23.262	55.856	33.019	171.1	11:42:17.910
16	2:01.889	36.092	53.902	31.895	243.2	11:44:19.799
17	1:59.671	36.138	52.515	31.018	242.1	11:46:19.470
18	1:59.202	35.719	52.290	31.193	244.3	11:48:18.672
19	2:02.343	36.027	55.048	31.268	243.2	11:50:21.015
20	2:07.750 P	35.917	53.305	38.528	243.7	11:52:28.765

16

1 Marcelo Hahn McLaren 720 s
 2 Allam Khodair Teo Martín Motorsport

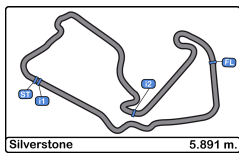
Lap D	Time	Sector 1	Sector 2	Sector 3	T. Spd	Elapsed
1	10:53:46.006	10:52:18.502	55.760	31.744	239.4	10:53:46.006
2	2:01.612	36.873	53.205	31.534	244.3	10:55:47.618
3	2:00.258	36.266	52.883	31.109	246.0	10:57:47.876
4	2:00.054	36.380	52.588	31.086	245.4	10:59:47.930
5	1:59.144	35.881	52.208	31.055	246.5	11:01:47.074
6	2:09.018 P	36.164	52.945	39.909	245.4	11:03:56.092
7	9:57.088	8:32.023	53.898	31.167	242.6	11:13:53.180
8	1:59.744	36.397	52.387	30.960	243.7	11:15:52.924
9	1:59.042	35.953	52.160	30.929	244.8	11:17:51.966
10	1:58.904	36.016	52.019	30.869	244.8	11:19:50.870
11	2:03.192 P	35.813	52.166	35.213	246.0	11:21:54.062
12	8:37.131 P	7:05.051	53.027	39.053	245.4	11:30:31.193
13	11:07.064	9:43.391	52.567	31.106	243.2	11:41:38.257
14	1:58.985	35.794	52.224	30.967	243.7	11:43:37.242
15	1:59.186	35.797	52.004	31.385	246.5	11:45:36.428
16	1:58.601	35.560	52.145	30.896	246.5	11:47:35.029
17	1:59.794	35.719	53.150	30.925	247.1	11:49:34.823
18	1:58.147	35.491	51.787	30.869	247.7	11:51:32.970
19	2:06.628 P	35.792	53.302	37.534	247.1	11:53:39.598

12

1 Federico Leo Lamborghini Huracan GT3 EVO
 2 Najiy Razak Ombra Racing

Lap D	Time	Sector 1	Sector 2	Sector 3	T. Spd	Elapsed
1	10:57:58.290 P	10:56:19.620	56.215	42.455	237.8	10:57:58.290
2	4:01.508	2:34.691	54.955	31.862	241.6	11:01:59.798
3	2:03.727	36.880	54.875	31.972	243.2	11:04:03.525
4	2:02.168	36.749	53.925	31.494	243.2	11:06:05.693
5	2:07.286 P	36.458	53.902	36.926	242.1	11:08:12.979
6	5:56.676	4:31.398	53.708	31.570	241.0	11:14:09.655
7	2:01.217	36.393	53.300	31.524	241.6	11:16:10.872
8	2:00.761	36.182	53.274	31.305	242.6	11:18:11.633
9	2:01.564	35.897	53.698	31.969	243.2	11:20:13.197
10	2:00.760	36.546	52.961	31.253	243.2	11:22:13.957
11	2:00.350	35.947	53.059	31.344	244.3	11:24:14.307
12	2:00.660	36.031	53.406	31.223	243.2	11:26:14.967
13	1:59.979	35.757	52.823	31.399	243.2	11:28:14.946
14	2:13.712 P	37.288	57.760	38.664	170.8	11:30:28.658
15	10:38.657	9:11.436	55.292	31.929	239.4	11:41:07.315
16	2:02.059	36.787	53.458	31.814	240.5	11:43:09.374
17	2:01.754	36.706	53.543	31.505	241.0	11:45:11.128
18	2:01.256	36.175	53.535	31.546	241.0	11:47:12.384
19	2:01.003	36.129	53.301	31.573	242.1	11:49:13.387
20	2:00.905	36.148	53.221	31.536	242.6	11:51:14.292
21	2:08.415 P	37.725	53.890	36.800	238.9	11:53:22.707





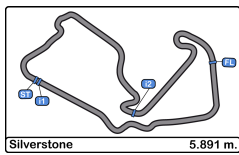
Silverstone
International GT Open
Free Practice - 1
Lap Analysis



17							20												
1 Fran Rueda			McLaren 720 s				1 Valentin Pierburg			Mercedes AMG GT3									
PRO			2 Andrés Saravia				Teo Martin Motorsport			PROAM			2 Tom Onslow-Cole				SPS Automotive Performance		
Lap	D	Time	Sector 1	Sector 2	Sector 3	T. Spd	Elapsed	Lap	D	Time	Sector 1	Sector 2	Sector 3	T. Spd	Elapsed				
1		10:52:49.487	P 10:51:05.657	55.507	48.323	234.7	10:52:49.487	1		10:54:03.915	10:52:30.954	56.182	36.779	236.8	10:54:03.915				
2		2:23.674	57.604	54.494	31.576	244.3	10:55:13.161	2		2:00.355	36.416	52.588	31.351	241.0	10:56:04.270				
3		2:00.524	36.596	52.814	31.114	244.8	10:57:13.685	3		1:59.723	35.896	52.597	31.230	241.6	10:58:03.993				
4		1:59.749	36.088	52.669	30.992	244.8	10:59:13.434	4		1:59.307	35.883	52.215	31.209	241.0	11:00:03.300				
5		1:59.852	36.007	52.885	30.960	246.5	11:01:13.286	5		2:05.091	P 35.865	52.809	36.417	242.1	11:02:08.391				
6		1:59.450	36.128	52.331	30.991	246.0	11:03:12.736	6		5:36.277	4:11.069	53.632	31.576	238.9	11:07:44.668				
7		2:10.328	P 35.913	54.741	39.674	246.5	11:05:23.064	7		1:58.711	35.585	52.291	30.835	241.6	11:09:43.379				
8		9:28.253	8:03.464	53.573	31.216	242.1	11:14:51.317	8		2:06.659	35.428	52.325	38.906	242.1	11:11:50.038				
9		1:58.829	35.914	52.102	30.813	244.8	11:16:50.146	9		1:59.253	35.445	52.709	31.099	240.5	11:13:49.291				
10		1:58.742	35.812	52.051	30.879	245.4	11:18:48.888	10		2:02.590	P 35.478	51.869	35.243	241.0	11:15:51.881				
11		1:58.614	35.764	51.988	30.862	245.4	11:20:47.502	11		4:12.244	2:42.035	55.935	34.274	237.3	11:20:04.125				
12		2:07.398	P 36.220	52.800	38.378	244.3	11:22:54.900	12		2:02.526	37.552	53.338	31.636	240.0	11:22:06.651				
13		5:13.388	3:47.057	54.778	31.553	243.2	11:28:08.288	13		2:03.674	36.407	53.974	33.293	243.2	11:24:10.325				
14		2:05.994	P 36.507	52.911	36.576	244.3	11:30:14.282	14		2:00.836	36.163	52.844	31.829	242.1	11:26:11.161				
15		10:45.104	9:20.376	53.407	31.321	238.4	11:40:59.386	15		2:01.941	36.437	53.483	32.021	242.1	11:28:13.102				
16		2:00.799	36.861	52.767	31.171	242.6	11:43:00.185	16		2:07.992	P 36.245	52.879	38.868	243.2	11:30:21.094				
17		1:59.632	36.222	52.277	31.133	244.3	11:44:59.817	17		11:01.040	9:31.513	54.509	35.018	236.8	11:41:22.134				
18		1:59.670	36.173	52.541	30.956	244.3	11:46:59.487	18		2:19.508	P 38.785	1:00.330	40.393	221.3	11:43:41.642				
19		1:59.258	35.985	52.204	31.069	245.4	11:48:58.745	19		2:49.104	1:23.535	53.583	31.986	239.4	11:46:30.746				
20		1:59.151	35.945	52.276	30.930	245.4	11:50:57.896	20		2:00.611	36.173	52.699	31.739	241.0	11:48:31.357				
21		2:03.480	P 35.865	52.463	35.152	244.8	11:53:01.376	21		2:01.055	36.221	52.907	31.927	240.5	11:50:32.412				

19							21												
1 Jiatong Liang			Lamborghini Huracan GT3 EVO				1 Duncan Cameron			Ferrari 488 GT3									
PROAM			2 Raffaele Giammaria				Raton Racing by Target			PROAM			2 Matt Griffin				Spirit of Race		
Lap	D	Time	Sector 1	Sector 2	Sector 3	T. Spd	Elapsed	Lap	D	Time	Sector 1	Sector 2	Sector 3	T. Spd	Elapsed				
1		10:52:46.960	P 10:50:57.215	58.273	51.472	235.2	10:52:46.960	1		10:53:02.546	P 10:51:17.130	1:04.116	41.300	186.5	10:53:02.546				
2		2:28.391	59.812	56.267	32.312	241.0	10:55:15.351	2		3:34.295	2:04.627	57.466	32.202	171.9	10:56:36.841				
3		2:03.333	37.070	54.236	32.027	242.1	10:57:18.684	3		2:03.791	37.369	54.508	31.914	241.6	10:58:40.632				
4		2:02.828	37.168	53.771	31.889	240.0	10:59:21.512	4		2:03.379	37.079	54.304	31.996	241.0	11:00:44.011				
5		2:10.223	37.161	58.348	34.714	241.0	11:01:31.735	5		2:03.596	37.066	54.608	31.922	242.1	11:02:47.607				
6		2:04.579	36.944	54.863	32.772	240.5	11:03:36.314	6		2:03.137	36.511	54.378	32.248	242.6	11:04:50.744				
7		2:02.236	36.945	53.448	31.843	240.5	11:05:38.550	7		2:02.539	36.709	54.044	31.786	242.6	11:06:53.283				
8		2:07.632	38.041	57.567	32.024	225.4	11:07:46.182	8		2:10.971	P 36.312	55.011	39.648	242.6	11:09:04.254				
9		2:04.860	36.778	55.638	32.444	242.1	11:09:51.042	9		6:22.497	4:56.412	54.238	31.847	239.4	11:15:26.751				
10		2:14.263	P 36.941	58.721	38.601	222.6	11:12:05.305	10		2:02.054	36.612	53.645	31.797	241.6	11:17:28.805				
11		6:21.606	4:52.109	57.469	32.028	236.8	11:18:26.911	11		2:02.517	36.270	53.565	32.682	240.5	11:19:31.322				
12		2:01.933	36.819	53.671	31.443	239.4	11:20:28.844	12		2:01.639	36.296	53.591	31.752	244.8	11:21:32.961				
13		2:00.487	36.301	53.012	31.174	241.6	11:22:29.331	13		2:01.542	36.136	53.554	31.852	242.6	11:23:34.503				
14		2:11.788	36.193	53.353	42.242	241.6	11:24:41.119	14		2:07.360	P 36.514	53.491	37.355	242.1	11:25:41.863				
15		2:00.147	36.018	52.687	31.442	241.6	11:26:41.266	15		3:29.603	2:04.423	53.488	31.692	241.6	11:29:11.466				
16		2:06.416	P 35.958	54.032	36.426	242.1	11:28:47.682	16		2:44.259	P 36.195	1:14.574	53.490	243.2	11:31:55.725				
17		13:17.795	11:50.500	55.302	31.993	204.9	11:42:05.477	17		9:05.453	7:39.453	53.447	32.553	237.8	11:41:01.178				
18		2:01.897	36.723	53.483	31.691	241.0	11:44:07.374	18		2:00.435	36.162	53.002	31.271	241.6	11:43:01.613				
19		2:01.476	36.843	53.103	31.530	240.0	11:46:08.850	19		1:59.517	35.952	52.392	31.173	243.7	11:45:01.130				
20		2:01.460	36.618	53.271	31.571	240.5	11:48:10.310	20		1:59.321	35.758	52.477	31.086	244.3	11:47:00.451				
21		2:01.128	36.474	53.270	31.384	240.0	11:50:11.438	21		1:59.368	35.679	52.445	31.244	246.0	11:48:59.819				
22		2:23.670	P 39.143	1:00.630	43.897	194.2	11:52:35.108	22		1:59.469	35.767	52.494	31.208	244.3	11:50:59.288				
								23		2:08.442	P 37.111	53.178	38.153	241.6	11:53:07.730				





Silverstone
International GT Open
Free Practice - 1
Lap Analysis



27

1 Nicola De Marco
 Lamborghini Huracan GT3 EVO
 PRO 2 Eliseo Martinez
 Lazarus Racing

50

1 John Hartshorne
 Ferrari 488 GT3
 PROAM 2 Oliver Hancock
 Kessel Racing

Lap D	Time	Sector 1	Sector 2	Sector 3	T. Spd	Elapsed	Lap D	Time	Sector 1	Sector 2	Sector 3	T. Spd	Elapsed
1	10:55:20.969	10:53:37.815	1:07.577	35.577	222.6	10:55:20.969	1	10:53:28.473	10:52:04.382	52.765	31.326	237.3	10:53:28.473
2	2:10.830	39.514	56.538	34.778	238.4	10:57:31.799	2	2:00.901	37.281	52.535	31.085	242.6	10:55:29.374
3	2:05.999	37.766	55.724	32.509	240.5	10:59:37.798	3	2:00.281	36.467	52.622	31.192	241.6	10:57:29.655
4	2:03.673	37.417	54.158	32.098	241.6	11:01:41.471	4	1:59.760	36.178	52.605	30.977	242.1	10:59:29.415
5	2:05.033	37.105	55.163	32.765	241.0	11:03:46.504	5	2:01.138	36.065	53.244	31.829	242.1	11:01:30.553
6	2:04.628	37.068	55.646	31.914	241.0	11:05:51.132	6	1:59.434	36.038	52.470	30.926	241.6	11:03:29.987
7	2:13.514 P	37.316	54.410	41.788	241.0	11:08:04.646	7	2:05.884 P	36.097	52.383	37.404	240.5	11:05:35.871
8	4:54.837	3:26.715	56.022	32.100	238.9	11:12:59.483	8	3:59.150	2:27.648	57.931	33.571	236.8	11:09:35.021
9	2:02.691	37.019	53.974	31.698	241.6	11:15:02.174	9	2:08.548	38.620	56.485	33.443	241.0	11:11:43.569
10	2:01.741	36.737	53.525	31.479	241.0	11:17:03.915	10	2:08.163	38.398	56.744	33.021	241.0	11:13:51.732
11	2:07.748 P	36.708	53.597	37.443	240.5	11:19:11.663	11	2:05.957	38.523	55.208	32.226	242.1	11:15:57.689
12	6:20.773	4:52.241	55.756	32.776	236.3	11:25:32.436	12	2:07.883	38.315	56.747	32.821	238.9	11:18:05.572
13	2:04.767	37.704	54.033	33.030	240.5	11:27:37.203	13	2:08.736	39.148	56.248	33.340	241.0	11:20:14.308
14	2:02.379	36.681	53.778	31.920	243.2	11:29:39.582	14	2:08.319	38.024	56.433	33.862	241.6	11:22:22.627
15	2:22.519 P	39.230	57.104	46.185	240.0	11:32:02.101	15	2:07.549	38.216	56.357	32.976	242.1	11:24:30.176
16	9:47.721	8:21.166	54.506	32.049	237.3	11:41:49.822	16	2:07.366	38.680	55.757	32.929	240.0	11:26:37.542
17	2:02.368	36.747	53.822	31.799	241.6	11:43:52.190	17	2:09.346	39.369	56.540	33.437	241.0	11:28:46.888
18	2:01.924	36.670	53.608	31.646	241.0	11:45:54.114	18	2:29.843 P	38.692	1:03.179	47.972	239.4	11:31:16.731
19	2:01.146	36.429	53.184	31.533	242.1	11:47:55.260	19	9:59.021	8:21.036	1:03.897	34.088	209.3	11:41:15.752
20	2:01.151	36.453	53.090	31.608	242.1	11:49:56.411	20	2:10.515	40.151	57.449	32.915	237.3	11:43:26.267
21	2:01.973	36.915	53.628	31.430	242.1	11:51:58.384	21	2:11.382 P	38.548	55.523	37.311	241.0	11:45:37.649
22	4:10.339 P	40.354	1:06.947	2:23.038	198.8	11:56:08.723	22	2:59.074	1:34.721	53.309	31.044	241.0	11:48:36.723

33

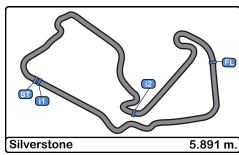
1 Russell Ward
 Mercedes AMG GT3
 PROAM 2 Indy Dontje
 HTP Motorsport / Winward Racing

59

1 Martin Kodrić
 McLaren 720 s
 PRO 2 Henrique Chaves
 Teo Martín Motorsport

Lap D	Time	Sector 1	Sector 2	Sector 3	T. Spd	Elapsed	Lap D	Time	Sector 1	Sector 2	Sector 3	T. Spd	Elapsed
1	10:55:57.484	10:54:29.540	55.605	32.339	235.2	10:55:57.484							
2	2:02.176	37.055	53.376	31.745	239.4	10:57:59.660							
3	2:01.096	36.660	52.904	31.532	240.0	11:00:00.756	1	10:55:38.345 P	10:53:58.486	57.114	42.745	183.6	10:55:38.345
4	2:03.476	36.955	54.833	31.688	241.6	11:02:04.232	2	3:06.272	1:38.695	53.464	34.113	242.6	10:58:44.617
5	2:01.338	36.678	52.996	31.664	241.0	11:04:05.570	3	2:00.398	36.453	52.840	31.105	244.8	11:00:45.015
6	2:07.730 P	37.155	54.486	36.089	243.2	11:06:13.300	4	2:00.315	36.192	52.857	31.266	247.7	11:02:45.330
7	7:14.943	5:49.970	53.528	31.445	239.4	11:13:28.243	5	1:59.385	35.982	52.384	31.019	246.0	11:04:44.715
8	2:00.888	36.566	53.084	31.238	242.6	11:15:29.131	6	2:02.944	36.060	54.127	32.757	245.4	11:06:47.659
9	2:00.423	36.339	52.757	31.327	242.1	11:17:29.554	7	1:59.196	35.818	52.344	31.034	246.5	11:08:46.855
10	2:01.140	36.192	53.260	31.688	242.6	11:19:30.694	8	2:02.308	35.748	52.522	34.038	247.1	11:10:49.163
11	1:59.954	36.144	52.635	31.175	243.2	11:21:30.648	9	1:58.976	35.643	52.399	30.934	246.5	11:12:48.139
12	2:03.856 P	36.185	52.817	34.854	243.2	11:23:34.504	10	2:05.008 P	35.838	52.956	36.214	246.5	11:14:53.147
13	7:44.291 P	5:58.429	57.443	48.419	236.3	11:31:18.795	11	3:29.791 P	2:00.169	54.350	35.272	227.8	11:18:22.938
14	9:59.740	8:30.591	56.449	32.700	234.7	11:41:18.535	12	5:52.646	4:23.486	55.527	33.633	200.7	11:24:15.584
15	2:05.026	37.661	55.094	32.271	240.0	11:43:23.561	13	2:01.641	36.444	53.647	31.550	244.3	11:26:17.225
16	2:04.168	37.503	54.781	31.884	240.5	11:45:27.729	14	2:00.341	36.286	52.922	31.133	244.8	11:28:17.566
17	2:03.576	37.375	54.326	31.875	241.6	11:47:31.305	15	2:09.278 P	35.998	54.466	38.814	246.5	11:30:26.844
18	2:05.233	37.993	55.239	32.001	241.6	11:49:36.538	16	11:20.036	9:53.719	54.482	31.835	241.0	11:41:46.880
19	2:03.961	37.497	54.446	32.018	241.6	11:51:40.499	17	2:01.540	36.839	53.243	31.458	239.4	11:43:48.420
20	2:06.809	38.077	54.853	33.879	240.0	11:53:47.308	18	2:00.099	36.048	52.833	31.218	243.7	11:45:48.519
21	2:12.439 P	38.733	55.994	37.712	241.0	11:55:59.747	19	1:59.636	35.867	52.655	31.114	246.0	11:47:48.155
							20	2:00.228	35.881	53.163	31.184	246.5	11:49:48.383
							21	1:59.585	35.703	52.701	31.181	245.4	11:51:47.968
							22	2:02.855 P	35.740	52.511	34.604	245.4	11:53:50.823





Silverstone
International GT Open
Free Practice - 1
Lap Analysis



63

1 Albert Costa
 Lamborghini Huracan GT3 EVO
 PRO
 2 Giacomo Altoè
 Emil Frey Racing

96

1 Oliver Wilkinson
 Aston Martin GT3 AMR MY2019
 PRO
 2 Darren Turner
 Optimum Motorsport

Lap	D	Time	Sector 1	Sector 2	Sector 3	T. Spd	Elapsed
1		10:52:33.931	10:51:06.364	55.570	31.997	232.7	10:52:33.931
2		2:00.153	36.391	52.740	31.022	240.5	10:54:34.084
3		2:00.367	36.016	53.155	31.196	242.1	10:56:34.451
4		1:59.132	35.889	52.162	31.081	240.5	10:58:33.583
5		1:59.114	35.770	52.422	30.922	242.6	11:00:32.697
6		1:58.496	35.635	52.127	30.734	243.2	11:02:31.193
7		1:58.438	35.656	51.875	30.907	243.7	11:04:29.631
8		1:58.301	35.632	51.831	30.838	243.7	11:06:27.932
9		2:05.134 P	35.515	52.239	37.380	240.5	11:08:33.066
10		12:49.468	11:25.705	52.900	30.863	240.5	11:21:22.534
11		2:00.649	37.385	52.264	31.000	241.6	11:23:23.183
12		1:58.420	35.557	51.995	30.868	242.1	11:25:21.603
13		1:58.702	35.560	52.199	30.943	240.5	11:27:20.305
14		1:58.503	35.608	51.987	30.908	244.3	11:29:18.808
15		2:38.881 P	35.460	1:09.720	53.701	243.7	11:31:57.689
16		10:06.714	8:40.545	54.615	31.554	238.9	11:42:04.403
17		2:00.935	36.686	52.797	31.452	242.6	11:44:05.338
18		2:01.197	37.142	52.793	31.262	238.9	11:46:06.535
19		1:59.527	36.111	52.417	30.999	243.2	11:48:06.062
20		1:59.257	35.999	52.398	30.860	243.2	11:50:05.319
21		2:06.419 P	36.312	52.605	37.502	239.4	11:52:11.738

66

1 Frederik Schandorff
 Lamborghini Huracan GT3 EVO
 PROAM
 2 Tuomas Tujala
 Vincenzo Sospiri Racing

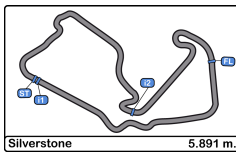
99

1 Manuel Da Costa
 Mercedes AMG GT3
 AM
 2 Miguel Sardinha
 Sports and You

Lap	D	Time	Sector 1	Sector 2	Sector 3	T. Spd	Elapsed
1		10:57:33.895	10:56:08.183	54.142	31.570	237.8	10:57:33.895
2		2:01.847	36.960	53.550	31.337	240.5	10:59:35.742
3		2:01.155	36.531	53.338	31.286	242.1	11:01:36.897
4		2:01.543	36.681	53.070	31.792	242.6	11:03:38.440
5		2:00.450	36.181	52.858	31.411	242.1	11:05:38.890
6		2:01.537	37.265	53.011	31.261	240.0	11:07:40.427
7		1:59.766	36.110	52.495	31.161	242.6	11:09:40.193
8		2:00.124	36.027	52.797	31.300	242.1	11:11:40.317
9		1:59.791	36.127	52.491	31.173	242.1	11:13:40.108
10		1:59.318	35.939	52.295	31.084	242.6	11:15:39.426
11		1:59.557	35.895	52.378	31.284	242.6	11:17:38.983
12		2:04.487 P	36.249	52.796	35.442	241.6	11:19:43.470
13		10:41.611 P	9:08.542	55.282	37.787	233.7	11:30:25.081
14		11:47.795	10:21.270	54.009	32.516	238.4	11:42:12.876
15		2:01.857	36.783	53.305	31.769	243.2	11:44:14.733
16		2:01.055	36.596	52.931	31.528	242.6	11:46:15.788
17		2:00.724	36.172	53.001	31.551	242.6	11:48:16.512
18		2:00.268	36.131	52.603	31.534	241.0	11:50:16.780
19		2:06.625 P	36.274	53.519	36.832	242.6	11:52:23.405

Lap	D	Time	Sector 1	Sector 2	Sector 3	T. Spd	Elapsed
1		10:55:52.307 P	10:54:15.741	57.815	38.751	228.3	10:55:52.307
2		6:06.100	4:38.575	55.397	32.128	237.8	11:01:58.407
3		2:06.162	37.968	55.819	32.375	237.8	11:04:04.569
4		2:05.859	37.609	56.185	32.065	239.4	11:06:10.428
5		2:04.758	37.442	55.323	31.993	240.0	11:08:15.186
6		2:04.615	37.971	54.917	31.727	240.0	11:10:19.801
7		2:17.260 P	39.774	54.981	42.505	233.7	11:12:37.061
8		5:22.484	3:55.660	54.729	32.095	237.8	11:17:59.545
9		2:03.703	37.303	54.279	32.121	238.9	11:20:03.248
10		2:02.711	37.066	53.961	31.684	238.9	11:22:05.959
11		2:02.094	36.803	53.779	31.512	240.5	11:24:08.053
12		2:15.845 P	36.756	56.311	42.778	238.9	11:26:23.898
13		14:51.108	13:13.289	1:03.214	34.605	203.3	11:41:15.006
14		2:13.756	40.712	59.287	33.757	204.5	11:43:28.762
15		2:08.372	38.578	56.061	33.733	240.0	11:45:37.134
16		2:07.697	38.893	56.330	32.474	239.4	11:47:44.831
17		2:07.923	38.167	56.951	32.805	239.4	11:49:52.754
18		2:04.596	37.809	54.574	32.213	240.5	11:51:57.350
19		2:42.847 P	43.577	1:06.819	52.451	216.8	11:54:40.197



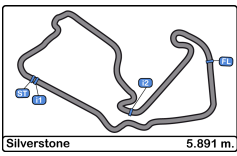


Silverstone
International GT Open
Free Practice - 1
Best Sectors Results



Sector - 1				Sector - 2				Sector - 3				Ideal Lap vs Best Lap				
Clas	Nº	Driver	Time	Nº	Driver	Time	Nº	Driver	Time	Clas	Nº	Driver	Ideal Lap	Best Lap	Clas	
1	20	Pierburg - Onslow-Cole	35.428	16	Hahn - Khodair	51.787	63	Costa - Altoè	30.734	1	63	Costa - Altoè	1:58.025	1:58.301	2	
2	63	Costa - Altoè	35.460	63	Costa - Altoè	51.831	17	Rueda - Saravia	30.813	2	20	Pierburg - Onslow-Cole	1:58.132	1:58.711	4	
3	16	Hahn - Khodair	35.491	20	Pierburg - Onslow-Cole	51.869	20	Pierburg - Onslow-Cole	30.835	3	16	Hahn - Khodair	1:58.147	1:58.147	1	
4	14	Siedler - Grenier	35.573	17	Rueda - Saravia	51.988	6	Zampieri - Spinelli	30.866	4	10	Ramos - Crestani	1:58.536	1:58.715	5	
5	10	Ramos - Crestani	35.595	10	Ramos - Crestani	51.990	16	Hahn - Khodair	30.869	5	17	Rueda - Saravia	1:58.565	1:58.614	3	
6	6	Zampieri - Spinelli	35.640	14	Siedler - Grenier	52.158	50	Hartshorne - Hancock	30.926	6	6	Zampieri - Spinelli	1:58.674	1:58.802	6	
7	59	Kodrić - Chaves	35.643	6	Zampieri - Spinelli	52.168	59	Kodrić - Chaves	30.934	7	14	Siedler - Grenier	1:58.722	1:58.944	7	
8	21	Cameron - Griffin	35.679	50	Hartshorne - Hancock	52.191	10	Ramos - Crestani	30.951	8	59	Kodrić - Chaves	1:58.921	1:58.976	8	
9	12	Leo - Razak	35.757	66	Schandorff - Tujula	52.295	14	Siedler - Grenier	30.991	9	50	Hartshorne - Hancock	1:59.155	1:59.195	9	
10	17	Rueda - Saravia	35.764	59	Kodrić - Chaves	52.344	96	Wilkinson - Turner	31.071	10	21	Cameron - Griffin	1:59.157	1:59.321	11	
11	96	Wilkinson - Turner	35.872	21	Cameron - Griffin	52.392	66	Schandorff - Tujula	31.084	11	66	Schandorff - Tujula	1:59.274	1:59.318	10	
12	66	Schandorff - Tujula	35.895	96	Wilkinson - Turner	52.581	21	Cameron - Griffin	31.086	12	96	Wilkinson - Turner	1:59.524	1:59.823	12	
13	3	Visser - Gonda	35.908	33	Ward - Dontje	52.635	19	Liang - Giammaria	31.174	13	12	Leo - Razak	1:59.803	1:59.979	14	
14	19	Liang - Giammaria	35.958	19	Liang - Giammaria	52.687	33	Ward - Dontje	31.175	14	19	Liang - Giammaria	1:59.819	2:00.147	15	
15	50	Hartshorne - Hancock	36.038	12	Leo - Razak	52.823	12	Leo - Razak	31.223	15	33	Ward - Dontje	1:59.954	1:59.954	13	
16	33	Ward - Dontje	36.144	8	Giuseppe Cipriani	52.835	8	Giuseppe Cipriani	31.314	16	3	Visser - Gonda	2:00.186	2:00.292	16	
17	8	Giuseppe Cipriani	36.365	3	Visser - Gonda	52.867	3	Visser - Gonda	31.411	17	8	Giuseppe Cipriani	2:00.514	2:01.000	17	
18	27	De Marco - Martínez	36.429	27	De Marco - Martínez	53.090	27	De Marco - Martínez	31.430	18	27	De Marco - Martínez	2:00.949	2:01.146	18	
19	99	Da Costa - Sardinha	36.756	99	Da Costa - Sardinha	53.779	99	Da Costa - Sardinha	31.512	19	99	Da Costa - Sardinha	2:02.047	2:02.094	19	
20	9	Davide Roda	36.949	9	Davide Roda	54.743	9	Davide Roda	31.989	20	9	Davide Roda	2:03.681	2:05.894	20	



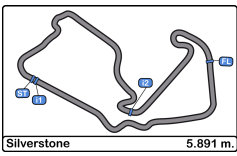


Silverstone
International GT Open
Free Practice - 1
Best 5 Lap Times



Cl	Nº	Entrant/Team	Nat	Driver 1	Nat	Status	Driver 2	Nat	Status	Vehicle	Cat	Cl	Best 1		Best 2		Best 3		Best 4		Best 5	
													Time	Lap	Time	Lap	Time	Lap	Time	Lap	Time	Lap
1	16	Teo Martín Motorsport	ESP	Marcelo Hahn	BRA		Allam Khodair	BRA		McLaren 720 s	PROAM	1	1:58.147	18	1:58.601	16	1:58.904	10	1:58.985	14	1:59.042	9
2	63	Emil Frey Racing	CHE	Albert Costa	ESP		Giacomo Altoè	ITA		Lamborghini Huracan GT3 EVO	PRO	1	1:58.301	8	1:58.420	12	1:58.438	7	1:58.496	6	1:58.503	14
3	17	Teo Martín Motorsport	ESP	Fran Rueda	ESP		Andrés Saravia	GTW		McLaren 720 s	PRO	2	1:58.614	11	1:58.742	10	1:58.829	9	1:59.151	20	1:59.258	19
4	20	SPS Automotive Performance	DEU	Valentin Pierburg	DEU		Tom Onslow-Cole	GBR		Mercedes AMG GT3	PROAM	2	1:58.711	7	1:59.253	9	1:59.307	4	1:59.723	3	2:00.355	2
5	10	SPS Automotive Performance	DEU	Miguel Ramos	PRT		Fabrizio Crestani	ITA		Mercedes AMG GT3	PRO	3	1:58.715	9	1:58.849	7	1:59.480	4	1:59.873	3	2:00.195	15
6	6	Antonelli MotorSport	ITA	Daniel Zampieri	ITA		Loris Spinelli	ITA		Mercedes AMG GT3	PRO	4	1:58.802	13	1:58.852	15	1:59.429	14	1:59.561	10	1:59.776	8
7	14	Emil Frey Racing	CHE	Norbert Siedler	AUT		Mikaël Grenier	CAN		Lamborghini Huracan GT3 EVO	PRO	5	1:58.944	13	1:59.032	8	1:59.072	4	1:59.202	18	1:59.456	11
8	59	Teo Martín Motorsport	ESP	Martin Kodrić	HRV		Henrique Chaves	PRT		McLaren 720 s	PRO	6	1:58.976	9	1:59.196	7	1:59.385	5	1:59.585	21	1:59.636	19
9	50	Kessel Racing	CHE	John Hartshorne	GBR		Oliver Hancock	GBR		Ferrari 488 GT3	PROAM	3	1:59.195	23	1:59.434	6	1:59.760	4	2:00.281	3	2:00.901	2
10	66	Vincenzo Sospiri Racing	ITA	Frederik Schandorff	DNK		Tuomas Tujula	FIN		Lamborghini Huracan GT3 EVO	PROAM	4	1:59.318	10	1:59.557	11	1:59.766	7	1:59.791	9	2:00.124	8
11	21	Spirit of Race	ITA	Duncan Cameron	GBR		Matt Griffin	IRL		Ferrari 488 GT3	PROAM	5	1:59.321	20	1:59.368	21	1:59.469	22	1:59.517	19	2:00.435	18
12	96	Optimum Motorsport	GBR	Oliver Wilkinson	GBR		Darren Turner	GBR		Aston Martin GT3 AMR MY2019	PRO	7	1:59.823	18	1:59.964	19	1:59.966	4	2:00.127	10	2:00.207	11
13	33	HTP Motorsport / Winward Racing	DEU	Russell Ward	USA		Indy Dontje	NLD		Mercedes AMG GT3	PROAM	6	1:59.954	11	2:00.423	9	2:00.888	8	2:01.096	3	2:01.140	10
14	12	Ombra Racing	ITA	Federico Leo	ITA		Najjy Razak	MYS		Lamborghini Huracan GT3 EVO	PRO	8	1:59.979	13	2:00.350	11	2:00.660	12	2:00.760	10	2:00.761	8
15	19	Raton Racing by Target	ITA	Jiatong Liang	CHN		Raffaele Giammaria	ITA		Lamborghini Huracan GT3 EVO	PROAM	7	2:00.147	15	2:00.487	13	2:01.128	21	2:01.460	20	2:01.476	19
16	3	Senkyr Motorsport	CZE	Beitske Visser	NLD		Richard Gonda	SVK		BMW M6 GT3	PRO	9	2:00.292	22	2:00.392	21	2:00.491	11	2:00.726	8	2:00.960	10
17	8	Antonelli MotorSport	ITA	Giuseppe Cipriani	ITA					Mercedes AMG GT3	AM	1	2:01.000	19	2:01.320	16	2:01.364	17	2:01.485	12	2:01.545	7
18	27	Lazarus Racing	ITA	Nicola De Marco	ITA		Eliseo Martínez	ESP		Lamborghini Huracan GT3 EVO	PRO	10	2:01.146	19	2:01.151	20	2:01.741	10	2:01.924	18	2:01.973	21
19	99	Sports and You	PRT	Manuel Da Costa	PRT		Miguel Sardinha	PRT		Mercedes AMG GT3	AM	2	2:02.094	11	2:02.711	10	2:03.703	9	2:04.596	18	2:04.615	6
20	9	Antonelli MotorSport	ITA	Davide Roda	ITA					Mercedes AMG GT3	AM	3	2:05.894	2	2:11.313	3	2:14.279	5	4:07.914	4	24:07.78	6



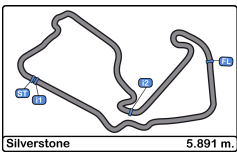


Silverstone
International GT Open
Free Practice - 1
Best 5 Top Speeds



Cl	Nº	Entrant/Team	Nat	Driver 1	Nat	Driver 2	Nat	Vehicle	Cat	Cl	Top 1		Top 2		Top 3		Top 4		Top 5		Avg
											Km/h	Lap	Km/h	Lap	Km/h	Lap	Km/h	Lap	Km/h	Lap	
1	16	Teo Martín Motorsport	ESP	Marcelo Hahn	BRA	Allam Khodair	BRA	McLaren 720 s	PROAM	1	247.7	18	247.1	17	247.1	19	246.5	5	246.5	15	247.0
2	59	Teo Martín Motorsport	ESP	Martin Kodrić	HRV	Henrique Chaves	PRT	McLaren 720 s	PRO	1	247.7	4	247.1	8	246.5	7	246.5	9	246.5	10	246.9
3	17	Teo Martín Motorsport	ESP	Fran Rueda	ESP	Andrés Saravia	GTN	McLaren 720 s	PRO	2	246.5	5	246.5	7	246.0	6	245.4	10	245.4	11	246.0
4	21	Spirit of Race	ITA	Duncan Cameron	GBR	Matt Griffin	IRL	Ferrari 488 GT3	PROAM	2	246.0	21	244.8	12	244.3	20	244.3	22	243.7	19	244.6
5	14	Emil Frey Racing	CHE	Norbert Siedler	AUT	Mikaël Grenier	CAN	Lamborghini Huracan GT3 EVO	PRO	3	244.8	9	244.3	18	243.7	4	243.7	8	243.7	12	244.1
6	12	Ombra Racing	ITA	Federico Leo	ITA	Najjy Razak	MYS	Lamborghini Huracan GT3 EVO	PRO	4	244.3	11	243.2	3	243.2	4	243.2	9	243.2	10	243.4
7	63	Emil Frey Racing	CHE	Albert Costa	ESP	Giacomo Altoè	ITA	Lamborghini Huracan GT3 EVO	PRO	5	244.3	14	243.7	7	243.7	8	243.7	15	243.2	6	243.7
8	3	Senkyr Motorsport	CZE	Beitske Visser	NLD	Richard Gonda	SVK	BMW M6 GT3	PRO	6	243.7	20	243.7	22	242.6	12	242.6	19	242.6	21	243.1
9	6	Antonelli MotorSport	ITA	Daniel Zampieri	ITA	Loris Spinelli	ITA	Mercedes AMG GT3	PRO	7	243.7	14	243.7	15	243.2	8	242.6	5	242.6	10	243.2
10	50	Kessel Racing	CHE	John Hartshorne	GBR	Oliver Hancock	GBR	Ferrari 488 GT3	PROAM	3	243.7	23	242.6	2	242.1	4	242.1	5	242.1	11	242.5
11	96	Optimum Motorsport	GBR	Oliver Wilkinson	GBR	Darren Turner	GBR	Aston Martin GT3 AMR MY2019	PRO	8	243.7	18	243.7	19	243.2	8	243.2	10	243.2	11	243.4
12	8	Antonelli MotorSport	ITA	Giuseppe Cipriani	ITA			Mercedes AMG GT3	AM	1	243.2	18	242.6	19	242.6	20	242.1	11	242.1	12	242.5
13	20	SPS Automotive Performance	DEU	Valentin Pierburg	DEU	Tom Onslow-Cole	GBR	Mercedes AMG GT3	PROAM	4	243.2	13	243.2	16	242.1	5	242.1	8	242.1	14	242.5
14	27	Lazarus Racing	ITA	Nicola De Marco	ITA	Eliseo Martínez	ESP	Lamborghini Huracan GT3 EVO	PRO	9	243.2	14	242.1	19	242.1	20	242.1	21	241.6	4	242.2
15	33	HTP Motorsport / Winward Racing	DEU	Russell Ward	USA	Indy Dontje	NLD	Mercedes AMG GT3	PROAM	5	243.2	6	243.2	11	243.2	12	242.6	8	242.6	10	243.0
16	66	Vincenzo Sospiri Racing	ITA	Frederik Schandorff	DNK	Tuomas Tujula	FIN	Lamborghini Huracan GT3 EVO	PROAM	6	243.2	15	242.6	4	242.6	7	242.6	10	242.6	11	242.8
17	10	SPS Automotive Performance	DEU	Miguel Ramos	PRT	Fabrizio Crestani	ITA	Mercedes AMG GT3	PRO	10	242.6	14	242.6	15	242.1	16	242.1	20	242.1	21	242.3
18	19	Raton Racing by Target	ITA	Jiatong Liang	CHN	Raffaele Giammaria	ITA	Lamborghini Huracan GT3 EVO	PROAM	7	242.1	3	242.1	9	242.1	16	241.6	13	241.6	14	241.9
19	99	Sports and You	PRT	Manuel Da Costa	PRT	Miguel Sardinha	PRT	Mercedes AMG GT3	AM	2	240.5	11	240.5	18	240.0	5	240.0	6	240.0	15	240.2
20	9	Antonelli MotorSport	ITA	Davide Roda	ITA			Mercedes AMG GT3	AM	3	240.0	4	238.9	7	237.8	3	237.8	5	236.3	2	238.2



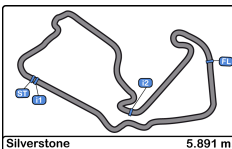


Silverstone
International GT Open
Free Practice - 1
Fastest Laps Sequence



Lap	Time of Day	Session Time	Nº	Entrant/Team	Nat	Driver 1	Nat	Driver 2	Nat	Vehicle	Cat	Time	Km/h
2	10:54:26.825	4:26.825	10	SPS Automotive Performance		Miguel Ramos		Fabrizio Crestani		Mercedes AMG GT3	PRO	2:00.638	176.0
2	10:54:34.084	4:34.084	63	Emil Frey Racing		Albert Costa		Giacomo Altoè		Lamborghini Huracan GT3 EVO	PRO	2:00.153	176.8
3	10:56:26.698	6:26.698	10	SPS Automotive Performance		Miguel Ramos		Fabrizio Crestani		Mercedes AMG GT3	PRO	1:59.873	177.2
3	10:56:36.868	6:36.868	14	Emil Frey Racing		Norbert Siedler		Mikaël Grenier		Lamborghini Huracan GT3 EVO	PRO	1:59.838	177.2
3	10:58:03.993	8:03.993	20	SPS Automotive Performance		Valentin Pierburg		Tom Onslow-Cole		Mercedes AMG GT3	PROAM	1:59.723	177.4
4	10:58:26.178	8:26.178	10	SPS Automotive Performance		Miguel Ramos		Fabrizio Crestani		Mercedes AMG GT3	PRO	1:59.480	177.8
4	10:58:33.583	8:33.583	63	Emil Frey Racing		Albert Costa		Giacomo Altoè		Lamborghini Huracan GT3 EVO	PRO	1:59.132	178.3
4	10:58:35.940	8:35.940	14	Emil Frey Racing		Norbert Siedler		Mikaël Grenier		Lamborghini Huracan GT3 EVO	PRO	1:59.072	178.4
6	11:02:31.193	12:31.193	63	Emil Frey Racing		Albert Costa		Giacomo Altoè		Lamborghini Huracan GT3 EVO	PRO	1:58.496	179.2
7	11:04:29.631	14:29.631	63	Emil Frey Racing		Albert Costa		Giacomo Altoè		Lamborghini Huracan GT3 EVO	PRO	1:58.438	179.3
8	11:06:27.932	16:27.932	63	Emil Frey Racing		Albert Costa		Giacomo Altoè		Lamborghini Huracan GT3 EVO	PRO	1:58.301	179.5
18	11:51:32.970	1:01:32.970	16	Teo Martín Motorsport		Marcelo Hahn		Allam Khodair		McLaren 720 s	PROAM	1:58.147	179.8



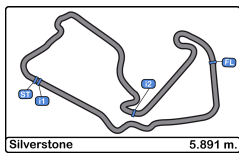


Silverstone
International GT Open
Free Practice - 1
Event Best Maximum Speed



Nº	Entrant/Team	Nat	Driver 1	Nat	Driver 2	Nat	Vehicle	Cat	Km/h	Session
59	Teo Martín Motorsport	ESP	Martin Kodrić	HRV	Henrique Chaves	PRT	McLaren 720 s	PRO	247.7	Free Practice - 1
16	Teo Martín Motorsport	ESP	Marcelo Hahn	BRA	Allam Khodair	BRA	McLaren 720 s	PROAM	247.7	Free Practice - 1
17	Teo Martín Motorsport	ESP	Fran Rueda	ESP	Andrés Saravia	GTM	McLaren 720 s	PRO	246.5	Free Practice - 1
21	Spirit of Race	ITA	Duncan Cameron	GBR	Matt Griffin	IRL	Ferrari 488 GT3	PROAM	246.0	Free Practice - 1
14	Emil Frey Racing	CHE	Norbert Siedler	AUT	Mikaël Grenier	CAN	Lamborghini Huracan GT3 EVO	PRO	244.8	Free Practice - 1
12	Ombra Racing	ITA	Federico Leo	ITA	Najiy Razak	MYS	Lamborghini Huracan GT3 EVO	PRO	244.3	Free Practice - 1
63	Emil Frey Racing	CHE	Albert Costa	ESP	Giacomo Altoè	ITA	Lamborghini Huracan GT3 EVO	PRO	244.3	Free Practice - 1
6	Antonelli MotorSport	ITA	Daniel Zampieri	ITA	Loris Spinelli	ITA	Mercedes AMG GT3	PRO	243.7	Free Practice - 1
3	Senkyr Motorsport	CZE	Beitske Visser	NLD	Richard Gonda	SVK	BMW M6 GT3	PRO	243.7	Free Practice - 1
96	Optimum Motorsport	GBR	Oliver Wilkinson	GBR	Darren Turner	GBR	Aston Martin GT3 AMR MY2019	PRO	243.7	Free Practice - 1
50	Kessel Racing	CHE	John Hartshorne	GBR	Oliver Hancock	GBR	Ferrari 488 GT3	PROAM	243.7	Free Practice - 1
33	HTP Motorsport / Winward Racing	DEU	Russell Ward	USA	Indy Dontje	NLD	Mercedes AMG GT3	PROAM	243.2	Free Practice - 1
20	SPS Automotive Performance	DEU	Valentin Pierburg	DEU	Tom Onslow-Cole	GBR	Mercedes AMG GT3	PROAM	243.2	Free Practice - 1
27	Lazarus Racing	ITA	Nicola De Marco	ITA	Eliseo Martínez	ESP	Lamborghini Huracan GT3 EVO	PRO	243.2	Free Practice - 1
66	Vincenzo Sospiri Racing	ITA	Frederik Schandorff	DNK	Tuomas Tujula	FIN	Lamborghini Huracan GT3 EVO	PROAM	243.2	Free Practice - 1
8	Antonelli MotorSport	ITA	Giuseppe Cipriani	ITA			Mercedes AMG GT3	AM	243.2	Free Practice - 1
10	SPS Automotive Performance	DEU	Miguel Ramos	PRT	Fabrizio Crestani	ITA	Mercedes AMG GT3	PRO	242.6	Free Practice - 1
19	Raton Racing by Target	ITA	Jiatong Liang	CHN	Raffaele Giammaria	ITA	Lamborghini Huracan GT3 EVO	PROAM	242.1	Free Practice - 1
99	Sports and You	PRT	Manuel Da Costa	PRT	Miguel Sardinha	PRT	Mercedes AMG GT3	AM	240.5	Free Practice - 1
9	Antonelli MotorSport	ITA	Davide Roda	ITA			Mercedes AMG GT3	AM	240.0	Free Practice - 1





Silverstone
International GT Open
Free Practice - 1
Pit Stop Analysis



3 Beitske Visser PRO Senkyr Motorsport
 Richard Gonda BMW M6 GT3

Nr.	In Day Time	In Time	Out Time	Pit Time	T. Pit Time	Handicap	Penalty
1	11:03:22.917	11:03:22.917	11:06:11.724	2:48.807	2:48.807		
2	11:18:17.911	11:18:17.911	11:20:11.582	1:53.671	4:42.478		
3	11:30:46.691	11:30:46.691	11:40:02.432	9:15.741	13:58.219		

6 Daniel Zampieri PRO Antonelli MotorSport
 Loris Spinelli Mercedes AMG GT3

Nr.	In Day Time	In Time	Out Time	Pit Time	T. Pit Time	Handicap	Penalty
1	10:53:08.057	10:53:08.057	10:53:59.072	51.015	51.015		
2	11:02:11.118	11:02:11.118	11:04:22.330	2:11.212	3:02.227		
3	11:16:24.774	11:16:24.774	11:18:50.619	2:25.845	5:28.072		
4	11:28:47.494	11:28:47.494	11:40:32.140	11:44.646	17:12.718		
5	11:46:43.880	11:46:43.880	11:47:30.716	46.836	17:59.554		

8 Giuseppe Cipriani AM Antonelli MotorSport
 Mercedes AMG GT3

Nr.	In Day Time	In Time	Out Time	Pit Time	T. Pit Time	Handicap	Penalty
1	10:54:01.890	10:54:01.890	10:54:51.394	49.504	49.504		
2	11:09:20.902	11:09:20.902	11:13:59.284	4:38.382	5:27.886		
3	11:26:16.152	11:26:16.152	11:40:50.188	14:34.036	20:01.922		

9 Davide Roda AM Antonelli MotorSport
 Mercedes AMG GT3

Nr.	In Day Time	In Time	Out Time	Pit Time	T. Pit Time	Handicap	Penalty
1	10:57:23.323	10:57:23.323	10:59:09.477	1:46.154	1:46.154		
2	11:03:45.249	11:03:45.249	11:25:51.878	22:06.629	23:52.783		

10 Miguel Ramos PRO SPS Automotive Performance
 Fabrizio Crestani Mercedes AMG GT3

Nr.	In Day Time	In Time	Out Time	Pit Time	T. Pit Time	Handicap	Penalty
1	11:00:27.871	11:00:27.871	11:03:28.527	3:00.656	3:00.656		
2	11:13:27.067	11:13:27.067	11:17:28.523	4:01.456	7:02.112		
3	11:29:40.960	11:29:40.960	11:40:28.124	10:47.164	17:49.276		

12 Federico Leo PRO Ombra Racing
 Najjy Razak Lamborghini Huracan GT3 EVO

Nr.	In Day Time	In Time	Out Time	Pit Time	T. Pit Time	Handicap	Penalty
1	10:57:56.048	10:57:56.048	10:59:57.625	2:01.577	2:01.577		
2	11:08:10.769	11:08:10.769	11:12:08.737	3:57.968	5:59.545		
3	11:30:26.820	11:30:26.820	11:39:02.975	8:36.155	14:35.700		

14 Norbert Siedler PRO Emil Frey Racing
 Mikaël Grenier Lamborghini Huracan GT3 EVO

Nr.	In Day Time	In Time	Out Time	Pit Time	T. Pit Time	Handicap	Penalty
1	11:00:39.952	11:00:39.952	11:03:50.931	3:10.979	3:10.979		
2	11:11:55.829	11:11:55.829	11:18:23.715	6:27.886	9:38.865		
3	11:28:23.875	11:28:23.875	11:40:12.705	11:48.830	21:27.695		

16 Marcelo Hahn PROAM Teo Martín Motorsport
 Allam Khodair McLaren 720 s

Nr.	In Day Time	In Time	Out Time	Pit Time	T. Pit Time	Handicap	Penalty
1	11:03:54.208	11:03:54.208	11:11:51.255	7:57.047	7:57.047		
2	11:21:52.172	11:21:52.172	11:28:21.670	6:29.498	14:26.545		
3	11:30:29.331	11:30:29.331	11:39:39.940	9:10.609	23:37.154		

17 Fran Rueda PRO Teo Martín Motorsport
 Andrés Saravia McLaren 720 s

Nr.	In Day Time	In Time	Out Time	Pit Time	T. Pit Time	Handicap	Penalty
1	10:52:47.602	10:52:47.602	10:53:08.965	21.363	21.363		
2	11:05:21.181	11:05:21.181	11:12:48.080	7:26.899	7:48.262		
3	11:22:53.030	11:22:53.030	11:26:05.195	3:12.165	11:00.427		
4	11:30:12.274	11:30:12.274	11:38:54.728	8:42.454	19:42.881		

19 Jiatong Liang PROAM Raton Racing by Target
 Raffaele Giammaria Lamborghini Huracan GT3 EVO

Nr.	In Day Time	In Time	Out Time	Pit Time	T. Pit Time	Handicap	Penalty
1	10:52:45.110	10:52:45.110	10:53:05.569	20.459	20.459		
2	11:12:03.467	11:12:03.467	11:16:19.408	4:15.941	4:36.400		
3	11:28:45.449	11:28:45.449	11:39:58.843	11:13.394	15:49.794		

20 Valentin Pierburg PROAM SPS Automotive Performance
 Tom Onslow-Cole Mercedes AMG GT3

Nr.	In Day Time	In Time	Out Time	Pit Time	T. Pit Time	Handicap	Penalty
1	11:02:06.515	11:02:06.515	11:05:44.278	3:37.763	3:37.763		
2	11:15:49.973	11:15:49.973	11:17:54.091	2:04.118	5:41.881		
3	11:30:19.224	11:30:19.224	11:39:14.952	8:55.728	14:37.609		
4	11:43:39.689	11:43:39.689	11:44:30.652	50.963	15:28.572		

21 Duncan Cameron PROAM Spirit of Race
 Matt Griffin Ferrari 488 GT3

Nr.	In Day Time	In Time	Out Time	Pit Time	T. Pit Time	Handicap	Penalty
1	10:53:00.671	10:53:00.671	10:54:29.068	1:28.397	1:28.397		
2	11:09:02.236	11:09:02.236	11:13:24.195	4:21.959	5:50.356		
3	11:25:40.139	11:25:40.139	11:27:10.729	1:30.590	7:20.946		
4	11:31:53.893	11:31:53.893	11:38:56.714	7:02.821	14:23.767		

27 Nicola De Marco PRO Lazarus Racing
 Eliseo Martínez Lamborghini Huracan GT3 EVO

Nr.	In Day Time	In Time	Out Time	Pit Time	T. Pit Time	Handicap	Penalty
1	11:08:02.810	11:08:02.810	11:10:53.937	2:51.127	2:51.127		
2	11:19:09.763	11:19:09.763	11:23:26.360	4:16.597	7:07.724		
3	11:32:00.121	11:32:00.121	11:39:47.269	7:47.148	14:54.872		

33 Russell Ward PROAM HTP Motorsport / Winward Racing
 Indy Dontje Mercedes AMG GT3

Nr.	In Day Time	In Time	Out Time	Pit Time	T. Pit Time	Handicap	Penalty
1	11:06:11.439	11:06:11.439	11:11:28.246	5:16.807	5:16.807		
2	11:23:32.628	11:23:32.628	11:28:52.716	5:20.088	10:36.895		
3	11:31:16.480	11:31:16.480	11:39:10.470	7:53.990	18:30.885		

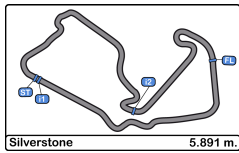
50 John Hartshorne PROAM Kessel Racing
 Oliver Hancock Ferrari 488 GT3

Nr.	In Day Time	In Time	Out Time	Pit Time	T. Pit Time	Handicap	Penalty
1	11:05:34.017	11:05:34.017	11:07:21.881	1:47.864	1:47.864		
2	11:31:14.808	11:31:14.808	11:38:53.695	7:38.887	9:26.751		
3	11:45:35.860	11:45:35.860	11:46:38.025	1:02.165	10:28.916		

59 Martin Kodrić PRO Teo Martín Motorsport
 Henrique Chaves McLaren 720 s

Nr.	In Day Time	In Time	Out Time	Pit Time	T. Pit Time	Handicap	Penalty
1	10:55:36.291	10:55:36.291	10:56:41.075	1:04.784	1:04.784		
2	11:14:51.223	11:14:51.223	11:16:16.377	1:25.154	2:29.938		





Silverstone
International GT Open
Free Practice - 1
Pit Stop Analysis



3 11:18:21.018 11:18:21.018 11:22:08.383 3:47.365 6:17.303

4 11:30:24.959 11:30:24.959 11:39:44.835 9:19.876 15:37.179

63 Albert Costa PRO Emil Frey Racing
 Giacomo Altoè Lamborghini Huracan GT3 EVO

Nr.	In Day Time	In Time	Out Time	Pit Time	T. Pit Time	Handicap	Penalty
-----	-------------	---------	----------	----------	-------------	----------	---------

1 11:08:31.195 11:08:31.195 11:19:23.826 10:52.631 10:52.631

2 11:31:55.807 11:31:55.807 11:39:59.893 8:04.086 18:56.717

66 Frederik Schandorff PROAM Vincenzo Sospiri Racing
 Tuomas Tujula Lamborghini Huracan GT3 EVO

Nr.	In Day Time	In Time	Out Time	Pit Time	T. Pit Time	Handicap	Penalty
-----	-------------	---------	----------	----------	-------------	----------	---------

1 11:19:41.520 11:19:41.520 11:28:14.750 8:33.230 8:33.230

2 11:30:23.155 11:30:23.155 11:40:10.823 9:47.668 18:20.898

96 Oliver Wilkinson PRO Optimum Motorsport
 Darren Turner Aston Martin GT3 AMR MY2019

Nr.	In Day Time	In Time	Out Time	Pit Time	T. Pit Time	Handicap	Penalty
-----	-------------	---------	----------	----------	-------------	----------	---------

1 10:52:50.228 10:52:50.228 10:53:37.613 47.385 47.385

2 11:04:00.063 11:04:00.063 11:07:39.603 3:39.540 4:26.925

3 11:19:45.540 11:19:45.540 11:20:57.371 1:11.831 5:38.756

4 11:25:00.152 11:25:00.152 11:40:14.999 15:14.847 20:53.603

99 Manuel Da Costa AM Sports and You
 Miguel Sardinha Mercedes AMG GT3

Nr.	In Day Time	In Time	Out Time	Pit Time	T. Pit Time	Handicap	Penalty
-----	-------------	---------	----------	----------	-------------	----------	---------

1 10:55:49.960 10:55:49.960 10:59:54.969 4:05.009 4:05.009

2 11:12:34.958 11:12:34.958 11:15:56.222 3:21.264 7:26.273

3 11:26:21.247 11:26:21.247 11:38:50.941 12:29.694 19:55.967



