

**Red Bull Ring**  
**International GT Open**  
**Race - 2**  
**Provisional Results**



Cls	Nº	Entrant/Team	Nat	Driver 1	Nat	Status	Driver 2	Nat	Status	Vehicle	Cat	Cl	Laps	Total Time	Gap	Interval	Km/h	Best	Time	Km/h
1	96	Optimum Motorsport	GB	Oliver Wilkinson	GB		<b>Jonny Adam</b>	GB		Aston Martin GT3 AMR MY2019	PRO	1	40	<b>1:00:59.803</b>			169.8	5	1:29.347	173.9
2	17	Teo Martín Motorsport	ESP	<b>Fran Rueda</b>	ESP		Andrés Saravia	GT		McLaren 720 s	PRO	2	40	<b>1:01:01.120</b>	1.317	1.317	169.8	24	1:29.300	174.0
3	10	SPS Automotive Performance	DEU	<b>Miguel Ramos</b>	PRT		Fabrizio Crestani	ITA		Mercedes AMG GT3	PRO	3	40	<b>1:01:26.998</b>	27.195	25.878	168.6	24	1:28.943	174.7
4	59	Teo Martín Motorsport	ESP	Martin Kodrić	HRV		<b>Henrique Chaves</b>	PRT		McLaren 720 s	PRO	4	40	<b>1:01:28.049</b>	28.246	1.051	168.5	30	1:29.307	174.0
5	63	Emil Frey Racing	CHE	Albert Costa	ESP		<b>Giacomo Altoè</b>	ITA		Lamborghini Huracan GT3 EVO	PRO	5	40	<b>1:01:28.624</b>	28.821	0.575	168.5	30	1:29.159	174.3
6	20	SPS Automotive Performance	DEU	Valentin Pierburg	DEU		<b>Tom Onslow-Cole</b>	GB		Mercedes AMG GT3	PROAM	1	40	<b>1:01:29.546</b>	29.743	0.922	168.5	21	1:29.702	173.2
7	3	Senkyr Motorsport	CZE	<b>Beitske Visser</b>	NLD		Richard Gonda	SVK		BMW M6 GT3	PRO	6	40	<b>1:01:30.777</b>	30.974	1.231	168.4	26	1:29.220	174.2
8	77	Olimp Racing	POL	Marcin Jedlinski	POL		<b>Mateusz Lisowski</b>	POL		Audi R8 LMS EVO	PROAM	2	40	<b>1:01:34.588</b>	34.785	3.811	168.2	14	1:29.870	172.9
9	16	Teo Martín Motorsport	ESP	Marcelo Hahn	BRA		<b>Allam Khodair</b>	BRA		McLaren 720 s	PROAM	3	40	<b>1:01:37.946</b>	38.143	3.358	168.1	13	1:29.486	173.7
10	75	Rowe Racing / SunEnergy1 Racing	DEU	Kenny Habul	AUS		<b>Thomas Jäger</b>	DEU		Mercedes AMG GT3	PROAM	4	40	<b>1:01:39.274</b>	39.471	1.328	168.0	22	1:29.739	173.2
11	66	Vincenzo Sospiri Racing	ITA	<b>Frederik Schandorff</b>	DNK		Tuomas Tujula	FIN		Lamborghini Huracan GT3 EVO	PROAM	5	40	<b>1:01:40.208</b>	40.405	0.934	168.0	37	1:29.802	173.1
12	93	Spirit of Race / Tempesta Racing	GB	Christopher Froggatt	GB		<b>Edward Cheever III</b>	ITA		Ferrari 488 GT3	PROAM	6	40	<b>1:01:41.508</b>	41.705	1.300	167.9	28	1:29.842	173.0
13	27	Lazarus Racing	ITA	Nicola De Marco	ITA					Lamborghini Huracan GT3 EVO	PRO	7	40	<b>1:01:45.177</b>	45.374	3.669	167.8	32	1:29.955	172.8
14	19	Raton Racing by Target	ITA	Jiatong Liang	CHN		<b>Raffaele Giammaria</b>	ITA		Lamborghini Huracan GT3 EVO	PROAM	7	40	<b>1:02:02.226</b>	1:02.423	17.049	167.0	9	1:30.357	172.0
15	25	HTP Motorsport	DEU	<b>Alexander Hrachowina</b>	AUT		Martin Konrad	AUT		Mercedes AMG GT3	AM	1	40	<b>1:02:02.708</b>	1:02.905	0.482	167.0	24	1:29.389	173.9
16	8	Antonelli MotorSport	ITA	Giuseppe Cipriani	ITA					Mercedes AMG GT3	AM	2	40	<b>1:02:06.745</b>	1:06.942	4.037	166.8	24	1:30.529	171.7
17	9	Antonelli MotorSport	ITA	Davide Roda	ITA					Mercedes AMG GT3	AM	3	40	<b>1:02:20.206</b>	1:20.403	13.461	166.2	30	1:29.826	173.0
18	6	Antonelli MotorSport	ITA	<b>Daniel Zampieri</b>	ITA		Alessio Rovera	ITA		Mercedes AMG GT3	PRO	8	39	<b>1:02:10.142</b>	1 Lap	1 Lap	162.5	20	1:30.266	172.2
19	14	Emil Frey Racing	CHE	<b>Norbert Siedler</b>	AUT		Mikaël Grenier	CAN		Lamborghini Huracan GT3 EVO	PRO	9	38	<b>58:53.688</b>	2 Laps	1 Lap	167.1	28	1:29.694	173.3
20	5	Olimp Racing	POL	Stanislaw Jedlinski	POL					Mercedes AMG GT3	AM	4	38	<b>1:02:16.201</b>	2 Laps	3:22.513	158.1	25	1:33.560	166.1
<b>Not classified: (Requirements: 75% of number laps of leader = 30 Laps)</b>																				
	26	Lazarus Racing	ITA	<b>Eliseo Martínez</b>	ESP		Fabio Onidi	ITA		Lamborghini Huracan GT3	PRO	10	28	<b>43:26.851</b>	12 Laps	10 Laps	166.9	26	1:30.029	172.6

**Fastest lap Ramos - Crestani in 1:28.943 at 174.8 Km/h in lap 24**

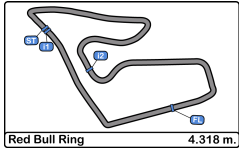
CAR #8 - 4 SECONDS TIME PENALTY ADDED TO RACE TIME LESS TIME HANDICAP  
 CAR #26 - 2 SECONDS TIME PENALTY ADDED TO RACE TIME LESS TIME HANDICAP  
 CAR #93 - 3 SECONDS TIME PENALTY ADDED TO RACE TIME TRACK LIMITS REPETATELY

Published at:.....

Track Temp: **34.3 °C**    Air Temp: **19.6 °C**    Humidity: **55 %**    Track Status: **WET**

<b>Stewards:</b>	<b>Race Director:</b>	<b>Timekeeper:</b>
------------------	-----------------------	--------------------





**Red Bull Ring**  
**International GT Open**  
**Race - 2**  
**Provisional Results by Class**



Cls	Nº	Entrant/Team	Nat	Driver 1	Nat	Status	Driver 2	Nat	Status	Vehicle	Cat	Cl	Laps	Total Time	Gap	Interval	Km/h	Best	Time	Km/h
<b>PRO</b>																				
1	96	Optimum Motorsport	GB	Oliver Wilkinson	GB		<b>Jonny Adam</b>	GB		Aston Martin GT3 AMR M	PRO	1	40	<b>1:00:59.803</b>			169.8	5	1:29.347	173.9
2	17	Teo Martín Motorsport	ESP	<b>Fran Rueda</b>	ESP		Andrés Saravia	ES		McLaren 720 s	PRO	2	40	<b>1:01:01.120</b>	1.317	1.317	169.8	24	1:29.300	174.0
3	10	SPS Automotive Performance	DEU	<b>Miguel Ramos</b>	PRT		Fabrizio Crestani	ITA		Mercedes AMG GT3	PRO	3	40	<b>1:01:26.998</b>	27.195	25.878	168.6	24	1:28.943	174.7
4	59	Teo Martín Motorsport	ESP	Martin Kodrić	HRV		<b>Henrique Chaves</b>	PRT		McLaren 720 s	PRO	4	40	<b>1:01:28.049</b>	28.246	1.051	168.5	30	1:29.307	174.0
5	63	Emil Frey Racing	CHE	Albert Costa	ESP		<b>Giacomo Altoè</b>	ITA		Lamborghini Huracan GT3	PRO	5	40	<b>1:01:28.624</b>	28.821	0.575	168.5	30	1:29.159	174.3
6	3	Senkyr Motorsport	CZE	<b>Beitske Visser</b>	NLD		Richard Gonda	SVK		BMW M6 GT3	PRO	6	40	<b>1:01:30.777</b>	30.974	2.153	168.4	26	1:29.220	174.2
7	27	Lazarus Racing	ITA	Nicola De Marco	ITA					Lamborghini Huracan GT3	PRO	7	40	<b>1:01:45.177</b>	45.374	14.400	167.8	32	1:29.955	172.8
8	6	Antonelli MotorSport	ITA	<b>Daniel Zampieri</b>	ITA		Alessio Rovera	ITA		Mercedes AMG GT3	PRO	8	39	<b>1:02:10.142</b>	1 Lap	1 Lap	162.5	20	1:30.266	172.2
9	14	Emil Frey Racing	CHE	<b>Norbert Siedler</b>	AUT		Mikaël Grenier	CAN		Lamborghini Huracan GT3	PRO	9	38	<b>58:53.688</b>	2 Laps	1 Lap	167.1	28	1:29.694	173.3
<b>Not classified: (Requirements: 75% of number laps of leader = 30 Laps)</b>																				
	26	Lazarus Racing	ITA	<b>Eliseo Martínez</b>	ESP		Fabio Onidi	ITA		Lamborghini Huracan GT3	PRO	10	28	<b>43:26.851</b>	12 Laps	10 Laps	166.9	26	1:30.029	172.6
<b>PROAM</b>																				
1	20	SPS Automotive Performance	DEU	Valentin Pierburg	DEU		<b>Tom Onslow-Cole</b>	GB		Mercedes AMG GT3	PROAM	1	40	<b>1:01:29.546</b>			168.5	21	1:29.702	173.2
2	77	Olimp Racing	POL	Marcin Jedlinski	POL		<b>Mateusz Lisowski</b>	POL		Audi R8 LMS EVO	PROAM	2	40	<b>1:01:34.588</b>	34.785	5.042	168.2	14	1:29.870	172.9
3	16	Teo Martín Motorsport	ESP	Marcelo Hahn	BRA		<b>Allam Khodair</b>	BRA		McLaren 720 s	PROAM	3	40	<b>1:01:37.946</b>	38.143	3.358	168.1	13	1:29.486	173.7
4	75	Rowe Racing / SunEnergy1	DEU	Kenny Habul	AUS		<b>Thomas Jäger</b>	DEU		Mercedes AMG GT3	PROAM	4	40	<b>1:01:39.274</b>	39.471	1.328	168.0	22	1:29.739	173.2
5	66	Vincenzo Sospiri Racing	ITA	<b>Frederik Schandorff</b>	DNK		Tuomas Tujula	FIN		Lamborghini Huracan GT3	PROAM	5	40	<b>1:01:40.208</b>	40.405	0.934	168.0	37	1:29.802	173.1
6	93	Spirit of Race / Tempesta Racing	GB	Christopher Froggatt	GB		<b>Edward Cheever III</b>	ITA		Ferrari 488 GT3	PROAM	6	40	<b>1:01:41.508</b>	41.705	1.300	167.9	28	1:29.842	173.0
7	19	Raton Racing by Target	ITA	Jiatong Liang	CHN		<b>Raffaele Giammaria</b>	ITA		Lamborghini Huracan GT3	PROAM	7	40	<b>1:02:02.226</b>	1:02.423	20.718	167.0	9	1:30.357	172.0
<b>AM</b>																				
1	25	HTP Motorsport	DEU	<b>Alexander Hrachowina</b>	AUT		Martin Konrad	AUT		Mercedes AMG GT3	AM	1	40	<b>1:02:02.708</b>			167.0	24	1:29.389	173.9
2	8	Antonelli MotorSport	ITA	Giuseppe Cipriani	ITA					Mercedes AMG GT3	AM	2	40	<b>1:02:06.745</b>	1:06.942	4.037	166.8	24	1:30.529	171.7
3	9	Antonelli MotorSport	ITA	Davide Roda	ITA					Mercedes AMG GT3	AM	3	40	<b>1:02:20.206</b>	1:20.403	13.461	166.2	30	1:29.826	173.0
4	5	Olimp Racing	POL	Stanislaw Jedlinski	POL					Mercedes AMG GT3	AM	4	38	<b>1:02:16.201</b>	2 Laps	2 Laps	158.1	25	1:33.560	166.1

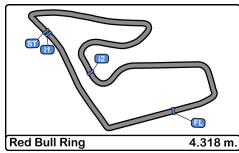
**Fastest lap Ramos - Crestani in 1:28.943 at 174.8 Km/h in lap 24**

Published at:.....

Track Temp: 34.3 °C    Air Temp: 19.6 °C    Humidity: 55 %    Track Status: **WET**

<b>Stewards:</b>	<b>Race Director:</b>	<b>Timekeeper:</b>
------------------	-----------------------	--------------------





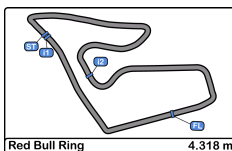
**Red Bull Ring**  
International GT Open  
Race - 2



**Provisional Classification by Driver Fastest Lap**

Cl	Nº	Entrant/Team	Nat	Vehicle	Driver	Nat	Status	Cat	Cl	Laps	Best	Time	Gap	Interval	Km/h
1	10	SPS Automotive Performance	DEU	Mercedes AMG GT3	Fabrizio Crestani	ITA	PRO	PRO	1	24	8	1:28.943			174.7
2	63	Emil Frey Racing	CHE	Lamborghini Huracan GT3	Albert Costa	ESP	PRO	PRO	2	22	12	1:29.159	0.216	0.216	174.3
3	3	Senkyr Motorsport	CZE	BMW M6 GT3	Richard Gonda	SVK	PRO	PRO	3	22	8	1:29.220	0.277	0.061	174.2
4	17	Teo Martín Motorsport	ESP	McLaren 720 s	Andrés Saravia	GTM	PRO	PRO	4	24	8	1:29.300	0.357	0.080	174.0
5	59	Teo Martín Motorsport	ESP	McLaren 720 s	Martin Kodrić	HRV	PRO	PRO	5	23	13	1:29.307	0.364	0.007	174.0
6	96	Optimum Motorsport	GBR	Aston Martin GT3 AMR	Jonny Adam	GBR	PRO	PRO	6	23	5	1:29.347	0.404	0.040	173.9
7	25	HTP Motorsport	DEU	Mercedes AMG GT3	Martin Konrad	AUT	AM	AM	1	24	8	1:29.389	0.446	0.042	173.9
8	59	Teo Martín Motorsport	ESP	McLaren 720 s	Henrique Chaves	PRT	PRO	PRO	7	17	12	1:29.484	0.541	0.095	173.7
9	16	Teo Martín Motorsport	ESP	McLaren 720 s	Allam Khodair	BRA	PROAM	PROAM	1	23	13	1:29.486	0.543	0.002	173.7
10	96	Optimum Motorsport	GBR	Aston Martin GT3 AMR	Oliver Wilkinson	GBR	PRO	PRO	8	17	12	1:29.616	0.673	0.130	173.4
11	14	Emil Frey Racing	CHE	Lamborghini Huracan GT3	Mikaël Grenier	CAN	PRO	PRO	9	21	11	1:29.694	0.751	0.078	173.3
12	20	SPS Automotive Performance	DEU	Mercedes AMG GT3	Tom Onslow-Cole	GBR	PROAM	PROAM	2	23	21	1:29.702	0.759	0.008	173.2
13	75	Rowe Racing / SunEnergy1 Racing	DEU	Mercedes AMG GT3	Thomas Jäger	DEU	PROAM	PROAM	3	23	22	1:29.739	0.796	0.037	173.2
14	63	Emil Frey Racing	CHE	Lamborghini Huracan GT3	Giacomo Altoè	ITA	PRO	PRO	10	18	17	1:29.788	0.845	0.049	173.1
15	66	Vincenzo Sospiri Racing	ITA	Lamborghini Huracan GT3	Tuomas Tujula	FIN	PROAM	PROAM	4	23	20	1:29.802	0.859	0.014	173.1
16	9	Antonelli MotorSport	ITA	Mercedes AMG GT3	Davide Roda	ITA	AM	AM	2	40	30	1:29.826	0.883	0.024	173.0
17	17	Teo Martín Motorsport	ESP	McLaren 720 s	Fran Rueda	ESP	PRO	PRO	11	16	10	1:29.832	0.889	0.006	173.0
18	93	Spirit of Race / Tempesta Racing	GBR	Ferrari 488 GT3	Christopher Froggatt	GBR	PROAM	PROAM	5	19	7	1:29.842	0.899	0.010	173.0
19	93	Spirit of Race / Tempesta Racing	GBR	Ferrari 488 GT3	Edward Cheever III	ITA	PROAM	PROAM	6	21	10	1:29.867	0.924	0.025	172.9
20	77	Olimp Racing	POL	Audi R8 LMS EVO	Mateusz Lisowski	POL	PROAM	PROAM	7	23	14	1:29.870	0.927	0.003	172.9
21	14	Emil Frey Racing	CHE	Lamborghini Huracan GT3	Norbert Siedler	AUT	PRO	PRO	12	17	7	1:29.896	0.953	0.026	172.9
22	27	Lazarus Racing	ITA	Lamborghini Huracan GT3	Nicola De Marco	ITA	PRO	PRO	13	40	32	1:29.955	1.012	0.059	172.8
23	66	Vincenzo Sospiri Racing	ITA	Lamborghini Huracan GT3	Frederik Schandorff	DNK	PROAM	PROAM	8	17	11	1:29.972	1.029	0.017	172.7
24	26	Lazarus Racing	ITA	Lamborghini Huracan GT3	Fabio Onidi	ITA	PRO	PRO	14	12	10	1:30.029	1.086	0.057	172.6
25	26	Lazarus Racing	ITA	Lamborghini Huracan GT3	Eliseo Martínez	ESP	PRO	PRO	15	16	8	1:30.163	1.220	0.134	172.4
26	75	Rowe Racing / SunEnergy1 Racing	DEU	Mercedes AMG GT3	Kenny Habul	AUS	PROAM	PROAM	9	17	7	1:30.221	1.278	0.058	172.2
27	3	Senkyr Motorsport	CZE	BMW M6 GT3	Beitske Visser	NLD	PRO	PRO	16	18	16	1:30.233	1.290	0.012	172.2
28	77	Olimp Racing	POL	Audi R8 LMS EVO	Marcin Jedlinski	POL	PROAM	PROAM	10	17	7	1:30.256	1.313	0.023	172.2
29	6	Antonelli MotorSport	ITA	Mercedes AMG GT3	Alessio Rovera	ITA	PRO	PRO	17	23	4	1:30.266	1.323	0.010	172.2
30	19	Raton Racing by Target	ITA	Lamborghini Huracan GT3	Raffaele Giammaria	ITA	PROAM	PROAM	11	17	9	1:30.357	1.414	0.091	172.0
31	19	Raton Racing by Target	ITA	Lamborghini Huracan GT3	Jiatong Liang	CHN	PROAM	PROAM	12	23	9	1:30.505	1.562	0.148	171.7
32	8	Antonelli MotorSport	ITA	Mercedes AMG GT3	Giuseppe Cipriani	ITA	AM	AM	3	40	24	1:30.529	1.586	0.024	171.7
33	10	SPS Automotive Performance	DEU	Mercedes AMG GT3	Miguel Ramos	PRT	PRO	PRO	18	16	14	1:30.559	1.616	0.030	171.6
34	20	SPS Automotive Performance	DEU	Mercedes AMG GT3	Valentin Pierburg	DEU	PROAM	PROAM	13	17	11	1:30.575	1.632	0.016	171.6
35	16	Teo Martín Motorsport	ESP	McLaren 720 s	Marcelo Hahn	BRA	PROAM	PROAM	14	15	14	1:30.617	1.674	0.042	171.5
36	6	Antonelli MotorSport	ITA	Mercedes AMG GT3	Daniel Zampieri	ITA	PRO	PRO	19	16	8	1:30.688	1.745	0.071	171.4
37	25	HTP Motorsport	DEU	Mercedes AMG GT3	Alexander Hrachowin	AUT	AM	AM	4	16	14	1:31.044	2.101	0.356	170.7
38	5	Olimp Racing	POL	Mercedes AMG GT3	Stanislaw Jedlinski	POL	AM	AM	5	38	25	1:33.560	4.617	2.516	166.1
39	16	Teo Martín Motorsport	ESP	McLaren 720 s	Hahn - Khodair	BRA	PROAM	PROAM	15	2	2	6:03.740	4:34.79	4:30.180	42.7



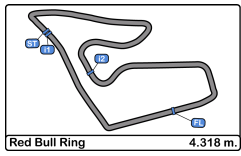


**Red Bull Ring**  
**International GT Open**  
**Race - 2**  
**Distance and Speed Average**



Cls	Nº	Entrant/Team	Nat	Driver 1	Nat	Status	Driver 2	Nat	Status	Vehicle	Cat	Cls	Laps	Distance	Total Time	Km/h
1	96	Optimum Motorsport		Oliver Wilkinson			<u>Jonny Adam</u>			Aston Martin GT3 AMR M	PRO	1	40	172.72	1:00:59.803	169.8
2	17	Teo Martín Motorsport		<u>Fran Rueda</u>			Andrés Saravia			McLaren 720 s	PRO	2	40	172.72	1:01:01.120	169.8
3	10	SPS Automotive Performance		<u>Miguel Ramos</u>			Fabrizio Crestani			Mercedes AMG GT3	PRO	3	40	172.72	1:01:26.998	168.6
4	59	Teo Martín Motorsport		Martin Kodrić			<u>Henrique Chaves</u>			McLaren 720 s	PRO	4	40	172.72	1:01:28.049	168.5
5	63	Emil Frey Racing		Albert Costa			<u>Giacomo Altoè</u>			Lamborghini Huracan GT3	PRO	5	40	172.72	1:01:28.624	168.5
6	20	SPS Automotive Performance		Valentin Pierburg			<u>Tom Onslow-Cole</u>			Mercedes AMG GT3	PROAM	1	40	172.72	1:01:29.546	168.5
7	3	Senkyr Motorsport		<u>Beitske Visser</u>			Richard Gonda			BMW M6 GT3	PRO	6	40	172.72	1:01:30.777	168.4
8	77	Olimp Racing		Marcin Jedlinski			<u>Mateusz Lisowski</u>			Audi R8 LMS EVO	PROAM	2	40	172.72	1:01:34.588	168.2
9	16	Teo Martín Motorsport		Marcelo Hahn			<u>Allam Khodair</u>			McLaren 720 s	PROAM	3	40	172.72	1:01:37.946	168.1
10	75	Rowe Racing / SunEnergy1 R		Kenny Habul			<u>Thomas Jäger</u>			Mercedes AMG GT3	PROAM	4	40	172.72	1:01:39.274	168.0
11	66	Vincenzo Sospiri Racing		<u>Frederik Schandorff</u>			Tuomas Tujula			Lamborghini Huracan GT3	PROAM	5	40	172.72	1:01:40.208	168.0
12	93	Spirit of Race / Tempesta Raci		Christopher Froggatt			<u>Edward Cheever III</u>			Ferrari 488 GT3	PROAM	6	40	172.72	1:01:41.508	167.9
13	27	Lazarus Racing		Nicola De Marco						Lamborghini Huracan GT3	PRO	7	40	172.72	1:01:45.177	167.8
14	19	Raton Racing by Target		Jiatong Liang			<u>Raffaele Giammaria</u>			Lamborghini Huracan GT3	PROAM	7	40	172.72	1:02:02.226	167.0
15	25	HTP Motorsport		<u>Alexander Hrachowina</u>			Martin Konrad			Mercedes AMG GT3	AM	1	40	172.72	1:02:02.708	167.0
16	8	Antonelli MotorSport		Giuseppe Cipriani						Mercedes AMG GT3	AM	2	40	172.72	1:02:06.745	166.8
17	9	Antonelli MotorSport		Davide Roda						Mercedes AMG GT3	AM	3	40	172.72	1:02:20.206	166.2
18	6	Antonelli MotorSport		<u>Daniel Zampieri</u>			Alessio Rovera			Mercedes AMG GT3	PRO	8	39	168.40	1:02:10.142	162.5
19	14	Emil Frey Racing		<u>Norbert Siedler</u>			Mikaël Grenier			Lamborghini Huracan GT3	PRO	9	38	164.08	58:53.688	167.1
20	5	Olimp Racing		Stanislaw Jedlinski						Mercedes AMG GT3	AM	4	38	164.08	1:02:16.201	158.1
<b>Not classified: (Requirements: 75% of number laps of leader = 30 Laps)</b>																
	26	Lazarus Racing		<u>Eliseo Martínez</u>			Fabio Onidi			Lamborghini Huracan GT3	PRO	10	28	120.90	43:26.851	166.9





**Red Bull Ring**  
**International GT Open**  
**Race - 2**  
**Lap Analysis**



**3**

1 Beitske Visser

BMW M6 GT3 **5**

1 Stanislaw Jedlinski

Mercedes AMG GT3

PRO 2 Richard Gonda Senkyr Motorsport AM 2 Olimp Racing

Lap	D	Time	Sector 1	Sector 2	Sector 3	T. Spd	Elapsed	Lap	D	Time	Sector 1	Sector 2	Sector 3	T. Spd	Elapsed
1	1	1:37.434	26.867	41.827	28.740	230.2	1:37.434	1	1	1:41.993	29.310	43.217	29.466	226.8	1:41.993
2	1	1:32.076	22.778	41.170	28.128	239.4	3:09.510	2	1	1:35.196	23.375	41.957	29.864	231.7	3:17.189
3	1	1:31.075	22.588	40.697	27.790	240.0	4:40.585	3	1	1:35.756	23.592	42.596	29.568	230.2	4:52.945
4	1	1:31.014	22.570	40.533	27.911	239.4	6:11.599	4	1	1:35.788	23.824	42.368	29.596	231.2	6:28.733
5	1	1:30.497	22.374	40.427	27.696	240.5	7:42.096	5	1	1:35.682	23.671	42.055	29.956	228.8	8:04.415
6	1	1:30.580	22.428	40.430	27.722	240.0	9:12.676	6	1	1:36.903	23.928	42.804	30.171	229.2	9:41.318
7	1	1:30.343	22.331	40.403	27.609	240.0	10:43.019	7	1	1:36.162	23.766	42.441	29.955	229.2	11:17.480
8	1	1:30.559	22.334	40.583	27.642	240.5	12:13.578	8	1	1:36.949	23.833	43.132	29.984	228.8	12:54.429
9	1	1:30.457	22.349	40.414	27.694	240.0	13:44.035	9	1	1:36.591	23.621	42.657	30.313	229.7	14:31.020
10	1	1:30.651	22.262	40.542	27.847	237.8	15:14.686	10	1	1:36.273	23.693	42.771	29.809	229.2	16:07.293
11	1	1:30.542	22.410	40.338	27.794	238.4	16:45.228	11	1	1:34.808	23.403	41.989	29.416	230.7	17:42.101
12	1	1:30.451	22.366	40.377	27.708	240.0	18:15.679	12	1	1:35.475	23.357	42.388	29.730	231.2	19:17.576
13	1	1:30.464	22.369	40.414	27.681	241.6	19:46.143	13	1	1:35.291	23.326	42.629	29.336	230.7	20:52.867
14	1	1:30.451	22.278	40.448	27.725	240.0	21:16.594	14	1	1:35.480	23.447	41.827	30.206	231.2	22:28.347
15	1	1:30.236	22.261	40.329	27.646	240.5	22:46.830	15	1	1:40.683	23.655	44.061	32.967	231.2	24:09.030
16	1	1:30.233	22.325	40.394	27.514	241.0	24:17.063	16	1	1:40.844	23.840	44.639	32.365	232.2	25:49.874
17	1	1:31.138	22.277	40.383	28.478	239.4	25:48.201	17	1	1:41.699 P	23.350	42.376	35.973	232.2	27:31.573
18	1	1:35.235 P	22.243	40.555	32.437	238.9	27:23.436	18	1	2:42.775	1:29.432	44.043	29.300	229.7	30:14.348
19	2	2:41.600	1:33.223	41.169	27.208	235.2	30:05.036	19	2	1:36.328	24.410	42.398	29.520	225.4	31:50.676
20	2	1:29.492	22.206	40.153	27.133	242.1	31:34.528	20	2	1:35.416	23.471	42.326	29.619	231.7	33:26.092
21	2	1:29.947	22.123	40.461	27.363	241.6	33:04.475	21	2	1:35.340	23.606	42.222	29.512	230.7	35:01.432
22	2	1:29.932	22.060	40.262	27.610	242.6	34:34.407	22	2	1:35.765	23.404	42.199	30.162	231.2	36:37.197
23	2	1:29.620	22.117	40.016	27.487	241.6	36:04.027	23	2	1:34.578	23.498	41.831	29.249	232.2	38:11.775
24	2	1:29.225	22.177	39.875	27.173	242.1	37:33.252	24	2	1:34.788	23.591	42.071	29.126	231.2	39:46.563
25	2	1:29.345	22.114	40.173	27.058	238.4	39:02.597	25	2	1:33.560	22.987	41.566	29.007	233.2	41:20.123
26	2	1:29.220	22.066	39.935	27.219	242.1	40:31.817	26	2	1:34.687	23.355	42.042	29.290	232.2	42:54.810
27	2	1:29.251	22.027	40.120	27.104	243.7	42:01.068	27	2	1:36.783	23.255	42.839	30.689	232.7	44:31.593
28	2	1:29.823	22.430	40.301	27.092	239.4	43:30.891	28	2	1:36.364	23.307	43.456	29.601	232.7	46:07.957
29	2	1:30.061	22.087	40.369	27.605	234.2	45:00.952	29	2	1:35.713	23.531	42.493	29.689	232.7	47:43.670
30	2	1:29.946	22.352	40.287	27.307	237.8	46:30.898	30	2	1:34.869	23.368	42.268	29.233	231.7	49:18.539
31	2	1:29.855	22.165	40.227	27.463	238.4	48:00.753	31	2	1:41.681	26.979	42.568	32.134	231.7	51:00.220
32	2	1:30.248	22.032	40.438	27.778	240.5	49:31.001	32	2	1:38.309	25.598	43.292	29.419	233.2	52:38.529
33	2	1:30.086	22.451	40.297	27.338	239.4	51:01.087	33	2	1:37.104	23.411	43.214	30.479	234.2	54:15.633
34	2	1:31.673	22.564	41.695	27.414	243.2	52:32.760	34	2	1:35.433	23.586	42.236	29.611	233.2	55:51.066
35	2	1:29.890	22.452	40.222	27.216	241.0	54:02.650	35	2	1:35.266	23.583	42.204	29.479	232.7	57:26.332
36	2	1:29.645	22.092	40.218	27.335	240.0	55:32.295	36	2	1:37.773	23.295	44.999	29.479	232.7	59:04.105
37	2	1:29.664	22.067	40.368	27.229	242.6	57:01.959	37	2	1:37.385	23.363	43.941	30.081	219.9	1:00:41.490
38	2	1:29.943	22.203	40.442	27.298	241.0	58:31.902	38	2	1:34.711	23.453	42.313	28.945	232.2	1:02:16.201
39	2	1:29.455	22.090	40.206	27.159	240.5	1:00:01.357								
40	2	1:29.420	22.110	40.026	27.284	241.6	1:01:30.777								





**Red Bull Ring**  
**International GT Open**  
**Race - 2**  
**Lap Analysis**



6							8								
1 Daniel Zampieri							1 Giuseppe Cipriani								
Mercedes AMG GT3							Mercedes AMG GT3								
PRO							AM								
2 Alessio Rovera							2								
Antonelli MotorSport							Antonelli MotorSport								
Lap	D	Time	Sector 1	Sector 2	Sector 3	T. Spd	Elapsed	Lap	D	Time	Sector 1	Sector 2	Sector 3	T. Spd	Elapsed
1	1	1:37.683	27.087	41.956	28.640	225.4	1:37.683	1	1	1:39.573	28.076	42.634	28.863	214.7	1:39.573
2	1	1:32.200	23.028	40.940	28.232	232.7	3:09.883	2	1	1:32.529	22.816	41.330	28.383	234.2	3:12.102
3	1	1:32.201	22.725	40.568	28.908	234.7	4:42.084	3	1	1:32.113	22.687	41.084	28.342	235.2	4:44.215
4	1	1:31.471	23.039	40.488	27.944	233.7	6:13.555	4	1	1:31.607	22.759	40.602	28.246	233.2	6:15.822
5	1	1:30.801	22.585	40.367	27.849	233.7	7:44.356	5	1	1:31.603	22.745	40.593	28.265	233.2	7:47.425
6	1	1:30.887	22.583	40.420	27.884	234.2	9:15.243	6	1	1:31.587	22.676	40.731	28.180	233.2	9:19.012
7	1	1:30.724	22.564	40.372	27.788	232.7	10:45.967	7	1	1:31.503	22.783	40.545	28.175	233.7	10:50.515
8	1	1:30.688	22.580	40.186	27.922	231.7	12:16.655	8	1	1:31.353	22.657	40.489	28.207	233.2	12:21.868
9	1	1:30.835	22.691	40.278	27.866	232.2	13:47.490	9	1	1:31.220	22.736	40.535	27.949	233.2	13:53.088
10	1	1:31.009	22.664	40.428	27.917	232.7	15:18.499	10	1	1:31.337	22.780	40.586	27.971	232.7	15:24.425
11	1	1:30.887	22.561	40.334	27.992	233.2	16:49.386	11	1	1:31.253	22.714	40.521	28.018	232.7	16:55.678
12	1	1:31.323	22.789	40.268	28.266	233.2	18:20.709	12	1	1:31.174	22.654	40.472	28.048	233.7	18:26.852
13	1	1:31.375	22.650	40.629	28.096	232.2	19:52.084	13	1	1:31.218	22.757	40.521	27.940	233.7	19:58.070
14	1	1:31.112	22.677	40.512	27.923	233.2	21:23.196	14	1	1:31.205	22.656	40.488	28.061	234.7	21:29.275
15	1	1:31.207	22.666	40.507	28.034	232.2	22:54.403	15	1	1:31.138	22.691	40.490	27.957	233.7	23:00.413
16	1	1:37.527 P	22.523	40.408	34.596	235.2	24:31.930	16	1	1:31.322	22.728	40.419	28.175	233.2	24:31.735
17	2	2:35.532	1:26.531	41.087	27.914	232.7	27:07.462	17	2	1:36.091 P	22.610	40.491	32.990	233.7	26:07.826
18	2	1:31.519	22.415	40.653	28.451	235.2	28:38.981	18	2	2:31.738	1:20.073	42.283	29.382	218.6	28:39.564
19	2	1:31.308	22.565	41.102	27.641	235.8	30:10.289	19	2	1:32.423	22.667	41.703	28.053	235.8	30:11.987
20	2	1:30.266	22.305	40.315	27.646	235.8	31:40.555	20	2	1:31.243	22.606	40.709	27.928	234.2	31:43.230
21	2	1:31.798	22.635	40.338	28.825	233.7	33:12.353	21	2	1:30.814	22.549	40.268	27.997	234.2	33:14.044
22	2	1:30.819	22.715	40.172	27.932	234.7	34:43.172	22	2	1:31.119	22.445	40.733	27.941	235.2	34:45.163
23	2	1:30.424	22.444	40.100	27.880	235.8	36:13.596	23	2	1:30.763	22.435	40.446	27.882	235.2	36:15.926
24	2	1:30.752	22.635	40.235	27.882	235.8	37:44.348	24	2	1:30.529	22.528	40.172	27.829	234.2	37:46.455
25	2	1:30.925	22.979	40.314	27.632	233.7	39:15.273	25	2	1:30.671	22.320	40.462	27.889	233.7	39:17.126
26	2	1:30.347	22.362	40.184	27.801	233.7	40:45.620	26	2	1:30.731	22.477	40.375	27.879	235.2	40:47.857
27	2	1:30.991	22.776	40.294	27.921	238.4	42:16.611	27	2	1:30.753	22.437	40.356	27.960	234.7	42:18.610
28	2	1:30.517	22.410	40.268	27.839	233.7	43:47.128	28	2	1:30.873	22.534	40.514	27.825	235.2	43:49.483
29	2	1:31.073	22.526	40.487	28.060	236.8	45:18.201	29	2	1:31.355	22.477	40.887	27.991	234.7	45:20.838
30	2	1:31.303	22.601	40.485	28.217	236.8	46:49.504	30	2	1:31.324	22.394	40.718	28.212	235.2	46:52.162
31	2	1:30.913	22.471	40.712	27.730	238.9	48:20.417	31	2	1:30.667	22.470	40.363	27.834	234.2	48:22.829
32	2	1:31.289	22.929	40.470	27.890	230.7	49:51.706	32	2	1:30.660	22.431	40.196	28.033	234.2	49:53.489
33	2	1:31.577	22.635	40.680	28.262	238.4	51:23.283	33	2	1:30.973	22.537	40.387	28.049	235.2	51:24.462
34	2	1:30.874	22.435	40.684	27.755	236.8	52:54.157	34	2	1:30.833	22.427	40.637	27.769	235.8	52:55.295
35	2	2:00.751	23.446	1:07.311	29.994	232.7	54:54.908	35	2	1:31.960	22.474	41.648	27.838	234.2	54:27.255
36	2	1:31.618	22.860	40.635	28.123	233.2	56:26.526	36	2	1:30.792	22.478	40.503	27.811	235.8	55:58.047
37	2	1:40.882 P	22.757	42.733	35.392	234.7	58:07.408	37	2	1:30.810	22.474	40.462	27.874	236.3	57:28.857
38	2	2:31.411	1:19.779	43.656	27.976	205.3	1:00:38.819	38	2	1:31.365	22.468	40.908	27.989	235.2	59:00.222
39	2	1:31.323	22.492	40.692	28.139	233.7	1:02:10.142	39	2	1:30.837	22.425	40.324	28.088	235.8	1:00:31.059
								40		1:31.686	22.918	40.613	28.155	230.7	1:02:02.745





**Red Bull Ring**  
**International GT Open**  
**Race - 2**  
**Lap Analysis**



**9**

1 Davide Roda

Mercedes AMG GT3

**10**

1 Miguel Ramos

Mercedes AMG GT3

AM

2

Antonelli MotorSport

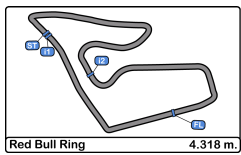
PRO

2 Fabrizio Crestani

SPS Automotive Performance

Lap	D	Time	Sector 1	Sector 2	Sector 3	T. Spd	Elapsed	Lap	D	Time	Sector 1	Sector 2	Sector 3	T. Spd	Elapsed
1		1:37.938	27.223	42.206	28.509	225.0	1:37.938	1	1	1:38.428	27.410	42.304	28.714	214.7	1:38.428
2		1:32.551	22.999	41.250	28.302	236.3	3:10.489	2	1	1:32.755	22.763	41.728	28.264	233.2	3:11.183
3		1:31.836	22.687	41.198	27.951	237.8	4:42.325	3	1	1:31.795	22.670	41.097	28.028	235.8	4:42.978
4		1:31.607	22.969	40.793	27.845	234.2	6:13.932	4	1	1:31.449	22.683	40.858	27.908	235.8	6:14.427
5		1:31.044	22.479	40.700	27.865	236.3	7:44.976	5	1	1:30.997	22.635	40.532	27.830	233.7	7:45.424
6		1:30.804	22.446	40.386	27.972	234.7	9:15.780	6	1	1:30.768	22.476	40.513	27.779	234.7	9:16.192
7		1:30.861	22.521	40.520	27.820	235.2	10:46.641	7	1	1:30.822	22.489	40.619	27.714	235.8	10:47.014
8		1:31.269	22.377	40.571	28.321	234.7	12:17.910	8	1	1:30.962	22.537	40.565	27.860	234.2	12:17.976
9		1:32.164	22.966	41.189	28.009	233.2	13:50.074	9	1	1:32.435	22.719	41.643	28.073	234.2	13:50.411
10		1:30.832	22.493	40.527	27.812	232.7	15:20.906	10	1	1:30.964	22.488	40.555	27.921	235.2	15:21.375
11		1:31.020	22.540	40.672	27.808	233.7	16:51.926	11	1	1:31.104	22.580	40.596	27.928	235.8	16:52.479
12		1:31.055	22.416	40.687	27.952	235.8	18:22.981	12	1	1:31.097	22.632	40.659	27.806	235.8	18:23.576
13		1:30.576	22.390	40.340	27.846	233.2	19:53.557	13	1	1:30.803	22.503	40.568	27.732	235.2	19:54.379
14		1:30.703	22.450	40.441	27.812	235.2	21:24.260	14	1	1:30.559	22.515	40.412	27.632	235.8	21:24.938
15		1:30.950	22.347	40.705	27.898	236.3	22:55.210	15	1	1:30.717	22.391	40.572	27.754	235.8	22:55.655
16		1:31.187	22.488	40.506	28.193	236.3	24:26.397	16	1	1:37.357 P	22.451	40.580	34.326	237.3	24:33.012
17		1:30.982	22.505	40.529	27.948	235.2	25:57.379	17	2	2:31.306	1:22.028	40.405	28.873	232.2	27:04.318
18		1:30.832	22.451	40.308	28.073	234.2	27:28.211	18	2	1:30.110	22.274	40.313	27.523	235.2	28:34.428
19		1:30.905	22.593	40.604	27.708	234.2	28:59.116	19	2	1:30.032	22.395	40.242	27.395	235.2	30:04.460
20		1:30.781	22.465	40.633	27.683	234.7	30:29.897	20	2	1:29.318	22.221	39.834	27.263	236.3	31:33.778
21		1:30.719	22.413	40.554	27.752	236.3	32:00.616	21	2	1:29.997	22.357	40.277	27.363	236.3	33:03.775
22		1:31.694	22.463	41.044	28.187	234.7	33:32.310	22	2	1:29.865	22.283	40.217	27.365	236.3	34:33.640
23		1:36.920 P	23.120	40.661	33.139	233.2	35:09.230	23	2	1:29.209	22.152	39.829	27.228	235.8	36:02.849
24		2:50.620	1:41.898	40.992	27.730	230.2	37:59.850	24	2	1:28.943	22.097	39.747	27.099	235.8	37:31.792
25		1:30.740	22.519	40.349	27.872	234.7	39:30.590	25	2	1:29.141	22.147	39.751	27.243	235.8	39:00.933
26		1:30.333	22.537	40.147	27.649	234.7	41:00.923	26	2	1:29.290	22.154	39.830	27.306	236.3	40:30.223
27		1:29.959	22.289	40.081	27.589	236.3	42:30.882	27	2	1:29.783	22.255	39.992	27.536	236.8	42:00.006
28		1:30.071	22.280	40.394	27.397	235.8	44:00.953	28	2	1:29.806	22.177	40.240	27.389	237.3	43:29.812
29		1:30.056	22.242	40.372	27.442	236.3	45:31.009	29	2	1:29.870	22.213	40.294	27.363	238.4	44:59.682
30		1:29.826	22.197	40.048	27.581	236.8	47:00.835	30	2	1:30.018	22.316	40.203	27.499	236.8	46:29.700
31		1:30.313	22.345	40.559	27.409	235.8	48:31.148	31	2	1:30.274	22.160	40.449	27.665	237.8	47:59.974
32		1:30.014	22.262	40.331	27.421	235.2	50:01.162	32	2	1:30.335	22.464	40.114	27.757	236.8	49:30.309
33		1:30.404	22.283	40.507	27.614	236.3	51:31.566	33	2	1:29.798	22.178	40.128	27.492	237.3	51:00.107
34		1:46.364	38.041	40.580	27.743	222.6	53:17.930	34	2	1:29.300	22.234	39.825	27.241	236.3	52:29.407
35		1:30.264	22.362	40.325	27.577	237.3	54:48.194	35	2	1:29.265	22.164	39.909	27.192	237.8	53:58.672
36		1:30.500	22.297	40.719	27.484	236.8	56:18.694	36	2	1:29.606	22.051	40.388	27.167	238.9	55:28.278
37		1:30.711	22.366	40.643	27.702	237.3	57:49.405	37	2	1:29.547	22.189	40.090	27.268	237.3	56:57.825
38		1:30.051	22.359	40.319	27.373	236.8	59:19.456	38	2	1:29.529	22.157	40.197	27.175	237.3	58:27.354
39		1:30.516	22.425	40.479	27.612	236.8	1:00:49.972	39	2	1:29.662	22.274	40.186	27.202	237.3	59:57.016
40		1:30.234	22.459	40.339	27.436	234.7	1:02:20.206	40	2	1:29.982	22.209	40.593	27.180	236.3	1:01:26.998





**Red Bull Ring**  
**International GT Open**  
**Race - 2**  
**Lap Analysis**



**14**

1 Norbert Siedler  
 Lamborghini Huracan GT3 EVO

**16**

1 Marcelo Hahn  
 McLaren 720 s

PRO 2 Mikaël Grenier Emil Frey Racing PROAM 2 Allam Khodair Teo Martín Motorsport

Lap	D	Time	Sector 1	Sector 2	Sector 3	T. Spd	Elapsed	Lap	D	Time	Sector 1	Sector 2	Sector 3	T. Spd	Elapsed
1	1	1:36.322	25.093	42.757	28.472	236.3	1:36.322	1	2	1:34.513	24.931	41.530	28.052	224.5	1:34.513
2	1	1:31.756	22.596	40.617	28.543	235.8	3:08.078	2	2	1:31.747	22.519	41.414	27.814	237.8	3:06.260
3	1	1:30.987	22.522	40.578	27.887	236.8	4:39.065	3	2	1:30.117	22.362	40.085	27.670	236.8	4:36.377
4	1	1:30.611	22.638	40.164	27.809	235.2	6:09.676	4	2	1:29.586	22.254	39.926	27.406	237.3	6:05.963
5	1	1:30.339	22.420	40.134	27.785	235.2	7:40.015	5	2	1:29.914	22.247	40.171	27.496	237.8	7:35.877
6	1	1:30.625	22.577	40.286	27.762	234.7	9:10.640	6	2	1:30.105	22.276	40.321	27.508	237.8	9:05.982
7	1	1:29.896	22.401	40.032	27.463	235.8	10:40.536	7	2	1:30.003	22.293	40.128	27.582	236.8	10:35.985
8	1	1:30.475	22.393	40.468	27.614	236.3	12:11.011	8	2	1:29.943	22.348	40.032	27.563	237.8	12:05.928
9	1	1:30.326	22.402	40.266	27.658	236.3	13:41.337	9	2	1:29.994	22.377	40.096	27.521	237.8	13:35.922
10	1	1:30.141	22.398	40.137	27.606	236.3	15:11.478	10	2	1:30.576	22.285	40.274	28.017	238.9	15:06.498
11	1	1:29.968	22.415	40.061	27.492	236.3	16:41.446	11	2	1:29.834	22.586	39.827	27.421	236.8	16:36.332
12	1	1:30.205	22.444	40.201	27.560	236.3	18:11.651	12	2	1:30.037	22.167	39.929	27.941	238.9	18:06.369
13	1	1:30.169	22.365	40.258	27.546	236.8	19:41.820	13	2	1:29.486	22.198	39.884	27.404	239.4	19:35.855
14	1	1:30.441	22.385	40.342	27.714	237.8	21:12.261	14	2	1:29.794	22.343	39.949	27.502	238.4	21:05.649
15	1	1:30.234	22.420	40.246	27.568	237.8	22:42.495	15	2	1:29.938	22.233	40.201	27.504	240.0	22:35.587
16	1	1:30.196	22.397	40.279	27.520	237.3	24:12.691	16	2	1:30.134	22.292	40.112	27.730	238.9	24:05.721
17	1	1:35.148 P	22.378	40.518	32.252	237.3	25:47.839	17	2	1:29.810	22.197	40.067	27.546	239.4	25:35.531
18	2	2:30.427	1:22.237	40.546	27.644	230.2	28:18.266	18	2	1:29.819	22.221	39.942	27.656	238.9	27:05.350
19	2	1:30.257	22.533	40.092	27.632	235.8	29:48.523	19	2	1:31.001	22.348	40.682	27.971	238.9	28:36.351
20	2	1:30.202	22.430	40.223	27.549	235.2	31:18.725	20	2	1:29.858	22.295	40.078	27.485	239.4	30:06.209
21	2	1:29.883	22.365	40.030	27.488	235.8	32:48.608	21	2	1:29.578	22.108	40.046	27.424	239.4	31:35.787
22	2	1:29.927	22.407	39.932	27.588	235.8	34:18.535	22	2	1:30.080	22.362	40.087	27.631	238.9	33:05.867
23	2	1:29.756	22.303	39.940	27.513	236.8	35:48.291	23	2	1:35.090 P	22.536	40.208	32.346	236.8	34:40.957
24	2	1:30.116	22.445	40.114	27.557	236.3	37:18.407	24	1	2:37.097	1:28.584	40.525	27.988	232.7	37:18.054
25	2	1:30.453	22.416	40.562	27.475	236.8	38:48.860	25	1	1:31.546	22.571	41.220	27.755	236.8	38:49.600
26	2	1:29.965	22.252	39.961	27.752	237.3	40:18.825	26	1	1:30.950	22.427	40.811	27.712	238.4	40:20.550
27	2	1:29.877	22.302	39.954	27.621	237.8	41:48.702	27	1	1:31.043	22.385	40.899	27.759	238.9	41:51.593
28	2	1:29.694	22.299	39.948	27.447	237.8	43:18.396	28	1	1:30.747	22.285	40.414	28.048	239.4	43:22.340
29	2	1:29.706	22.252	39.900	27.554	237.8	44:48.102	29	1	1:30.819	22.547	40.278	27.994	240.5	44:53.159
30	2	1:29.802	22.193	40.022	27.587	237.8	46:17.904	30	1	1:30.634	22.361	40.593	27.680	238.9	46:23.793
31	2	1:30.163	22.250	40.107	27.806	238.4	47:48.067	31	1	1:30.644	22.205	40.644	27.795	238.4	47:54.437
32	2	1:30.445	22.378	40.250	27.817	239.4	49:18.512	32		1:36.384	22.294	45.354	28.736	238.4	49:30.821
33	2	1:29.941	22.353	39.981	27.607	237.3	50:48.453	33	1	1:30.073	21.010	40.809	28.254	239.4	51:00.894
34	2	1:30.756	22.435	40.149	28.172	231.7	52:19.209	34	1	1:31.667	22.714	41.195	27.758	236.3	52:32.561
35	2	1:31.262	22.478	40.560	28.224	232.2	53:50.471	35	1	1:31.196	23.092	40.349	27.755	238.4	54:03.757
36	2	1:30.516	22.378	40.222	27.916	238.4	55:20.987	36		1:30.804	22.282	40.464	28.058	240.0	55:34.561
37	2	1:40.518	22.549	46.335	31.634	234.7	57:01.505	37	1	1:30.773	22.307	40.537	27.929	239.4	57:05.334
38	2	1:52.183 P	26.900	47.175	38.108	135.3	58:53.688	38	1	1:31.308	22.951	40.587	27.770	237.8	58:36.642
								39	1	1:30.617	22.241	40.532	27.844	239.4	1:00:07.259
								40	1	1:30.687	22.358	40.563	27.766	238.4	1:01:37.946







**Red Bull Ring**  
**International GT Open**  
**Race - 2**  
**Lap Analysis**



17

1 Fran Rueda

McLaren 720 s 19

1 Jiatong Liang

Lamborghini Huracan GT3 EVO

PRO 2 Andrés Saravia Teo Martin Motorsport PROAM 2 Raffaele Giammaria Raton Racing by Target

Lap	D	Time	Sector 1	Sector 2	Sector 3	T. Spd	Elapsed	Lap	D	Time	Sector 1	Sector 2	Sector 3	T. Spd	Elapsed
1	1	1:34.248	24.698	41.457	28.093	232.2	1:34.248	1	2	1:38.638	26.928	43.019	28.691	229.7	1:38.638
2	1	1:31.571	22.613	41.303	27.655	236.8	3:05.819	2	2	1:32.093	22.895	40.904	28.294	235.8	3:10.731
3	1	1:29.920	22.455	39.922	27.543	235.8	4:35.739	3	2	1:31.406	22.566	40.681	28.159	235.8	4:42.137
4	1	1:29.836	22.317	39.958	27.561	236.3	6:05.575	4	2	1:30.699	22.707	40.265	27.727	232.2	6:12.836
5	1	1:29.913	22.396	40.010	27.507	236.3	7:35.488	5	2	1:30.533	22.508	40.190	27.835	233.2	7:43.369
6	1	1:30.010	22.350	40.070	27.590	236.8	9:05.498	6	2	1:30.525	22.459	40.114	27.952	233.7	9:13.894
7	1	1:30.154	22.361	40.153	27.640	236.8	10:35.652	7	2	1:30.620	22.547	40.255	27.818	233.7	10:44.514
8	1	1:30.024	22.358	40.003	27.663	236.3	12:05.676	8	2	1:30.552	22.421	40.318	27.813	233.7	12:15.066
9	1	1:29.958	22.355	39.958	27.645	236.3	13:35.634	9	2	1:30.357	22.393	40.292	27.672	233.2	13:45.423
10	1	1:29.832	22.313	39.862	27.657	236.8	15:05.466	10	2	1:30.491	22.441	40.282	27.768	233.7	15:15.914
11	1	1:29.983	22.320	40.088	27.575	236.3	16:35.449	11	2	1:30.470	22.430	40.241	27.799	234.2	16:46.384
12	1	1:29.837	22.330	39.933	27.574	236.8	18:05.286	12	2	1:30.408	22.444	40.207	27.757	235.2	18:16.792
13	1	1:29.934	22.386	39.968	27.580	236.3	19:35.220	13	2	1:30.798	22.512	40.567	27.719	234.2	19:47.590
14	1	1:29.981	22.281	40.085	27.615	237.3	21:05.201	14	2	1:30.485	22.325	40.401	27.759	235.2	21:18.075
15	1	1:29.870	22.203	40.120	27.547	238.4	22:35.071	15	2	1:30.417	22.417	40.258	27.742	235.2	22:48.492
16	1	1:35.375 P	22.269	40.198	32.908	239.4	24:10.446	16	2	1:31.098	22.476	40.903	27.719	235.8	24:19.590
17	2	2:29.133	1:21.660	39.992	27.481	230.7	26:39.579	17	2	1:35.685 P	22.479	40.342	32.864	234.7	25:55.275
18	2	1:29.779	22.390	39.926	27.463	235.8	28:09.358	18	1	2:41.598	1:31.426	41.250	28.922	214.2	28:36.873
19	2	1:29.469	22.350	39.671	27.448	236.8	29:38.827	19	1	1:32.103	23.016	40.765	28.322	236.3	30:08.976
20	2	1:29.448	22.356	39.737	27.355	236.3	31:08.275	20	1	1:31.110	22.559	40.446	28.105	235.8	31:40.086
21	2	1:29.409	22.279	39.716	27.414	236.3	32:37.684	21	1	1:31.219	22.653	40.321	28.245	234.7	33:11.305
22	2	1:29.595	22.352	39.738	27.505	235.8	34:07.279	22	1	1:31.109	22.670	40.413	28.026	234.7	34:42.414
23	2	1:29.630	22.263	39.827	27.540	236.3	35:36.909	23	1	1:30.916	22.564	40.197	28.155	235.2	36:13.330
24	2	1:29.300	22.178	39.697	27.425	237.3	37:06.209	24	1	1:30.777	22.563	40.260	27.954	235.2	37:44.107
25	2	1:29.540	22.256	39.778	27.506	236.3	38:35.749	25	1	1:30.735	22.538	40.065	28.132	234.7	39:14.842
26	2	1:29.635	22.236	39.868	27.531	237.8	40:05.384	26	1	1:30.505	22.427	40.042	28.036	235.8	40:45.347
27	2	1:29.660	22.240	39.965	27.455	237.8	41:35.044	27	1	1:30.763	22.450	40.125	28.188	235.2	42:16.110
28	2	1:29.416	22.159	39.748	27.509	237.3	43:04.460	28	1	1:30.800	22.488	40.238	28.074	235.2	43:46.910
29	2	1:29.597	22.192	39.864	27.541	237.8	44:34.057	29	1	1:31.071	22.499	40.314	28.258	235.8	45:17.981
30	2	1:29.645	22.201	39.899	27.545	238.9	46:03.702	30	1	1:31.350	22.619	40.402	28.329	235.2	46:49.331
31	2	1:29.800	22.225	39.884	27.691	237.8	47:33.502	31	1	1:30.894	22.528	40.309	28.057	239.4	48:20.225
32	2	1:29.563	22.259	39.842	27.462	237.3	49:03.065	32	1	1:31.265	22.811	40.400	28.054	234.7	49:51.490
33	2	1:29.583	22.174	39.951	27.458	238.4	50:32.648	33	1	1:31.532	22.719	40.572	28.241	238.4	51:23.022
34	2	1:29.656	22.171	39.892	27.593	238.4	52:02.304	34	1	1:30.892	22.439	40.288	28.165	235.8	52:53.914
35	2	1:29.720	22.373	39.843	27.504	237.8	53:32.024	35	1	1:31.272	22.608	40.390	28.274	235.2	54:25.186
36	2	1:29.833	22.227	39.981	27.625	238.4	55:01.857	36	1	1:31.041	22.486	40.310	28.245	236.3	55:56.227
37	2	1:29.743	22.190	39.951	27.602	240.0	56:31.600	37	1	1:31.223	22.578	40.339	28.306	236.3	57:27.450
38	2	1:29.941	22.216	40.148	27.577	238.4	58:01.541	38	1	1:31.837	22.517	40.877	28.443	236.3	58:59.287
39	2	1:29.689	22.241	39.922	27.526	238.9	59:31.230	39	1	1:31.312	22.544	40.396	28.372	235.2	1:00:30.599
40	2	1:29.890	22.185	40.080	27.625	238.9	1:01:01.120	40	1	1:31.627	22.522	40.483	28.622	235.2	1:02:02.226





**Red Bull Ring**  
**International GT Open**  
**Race - 2**  
**Lap Analysis**



20

1 Valentin Pierburg Mercedes AMG GT3

25

1 Alexander Hrachowina Mercedes AMG GT3

PROAM

2 Tom Onslow-Cole

SPS Automotive Performance

AM

2 Martin Konrad

HTP Motorsport

Lap	D	Time	Sector 1	Sector 2	Sector 3	T. Spd	Elapsed	Lap	D	Time	Sector 1	Sector 2	Sector 3	T. Spd	Elapsed
1	2	1:33.210	24.404	40.959	27.847	230.7	1:33.210	1	1	1:40.033	28.340	42.854	28.839	211.3	1:40.033
2	2	1:30.617	22.673	40.262	27.682	233.7	3:03.827	2	1	1:32.689	22.968	41.258	28.463	235.8	3:12.722
3	2	1:30.335	22.549	40.111	27.675	233.7	4:34.162	3	1	1:32.116	22.709	40.817	28.590	236.3	4:44.838
4	2	1:30.107	22.496	40.042	27.569	233.2	6:04.269	4	1	1:31.949	22.685	40.637	28.627	236.3	6:16.787
5	2	1:30.040	22.536	40.059	27.445	232.7	7:34.309	5	1	1:31.369	22.713	40.404	28.252	235.8	7:48.156
6	2	1:29.994	22.406	40.047	27.541	232.7	9:04.303	6	1	1:31.527	22.860	40.432	28.235	234.7	9:19.683
7	2	1:29.853	22.478	39.957	27.418	233.2	10:34.156	7	1	1:31.286	22.766	40.477	28.043	235.2	10:50.969
8	2	1:30.152	22.471	40.070	27.611	233.2	12:04.308	8	1	1:31.575	22.827	40.648	28.100	235.8	12:22.544
9	2	1:29.866	22.423	40.062	27.381	233.2	13:34.174	9	1	1:31.276	22.701	40.480	28.095	235.8	13:53.820
10	2	1:29.741	22.370	39.993	27.378	234.2	15:03.915	10	1	1:31.354	22.665	40.468	28.221	236.8	15:25.174
11	2	1:29.841	22.374	40.035	27.432	234.2	16:33.756	11	1	1:31.281	22.608	40.510	28.163	237.3	16:56.455
12	2	1:29.953	22.321	40.129	27.503	234.7	18:03.709	12	1	1:31.441	22.798	40.628	28.015	236.8	18:27.896
13	2	1:29.905	22.396	40.174	27.335	234.7	19:33.614	13	1	1:31.500	22.690	40.495	28.315	237.3	19:59.396
14	2	1:29.885	22.385	40.072	27.428	235.2	21:03.499	14	1	1:31.044	22.587	40.638	27.819	237.8	21:30.440
15	2	1:29.901	22.408	40.075	27.418	234.7	22:33.400	15	1	1:31.068	22.484	40.462	28.122	237.8	23:01.508
16	2	1:30.198	22.280	40.169	27.749	235.2	24:03.598	16	1	1:38.808 P	22.583	41.610	34.615	237.8	24:40.316
17	2	1:29.825	22.333	40.067	27.425	234.7	25:33.423	17	2	2:50.944	1:43.304	40.246	27.394	232.2	27:31.260
18	2	1:30.396	22.575	40.300	27.521	235.8	27:03.819	18	2	1:29.977	22.390	39.952	27.635	236.3	29:01.237
19	2	1:29.991	22.331	40.193	27.467	234.2	28:33.810	19	2	1:29.650	22.254	39.966	27.430	237.3	30:30.887
20	2	1:29.855	22.333	40.192	27.330	234.7	30:03.665	20	2	1:30.130	22.376	40.090	27.664	237.3	32:01.017
21	2	1:29.702	22.358	39.975	27.369	234.7	31:33.367	21	2	1:31.465	22.283	41.141	28.041	232.2	33:32.482
22	2	1:29.963	22.524	40.099	27.340	234.7	33:03.330	22	2	1:31.930	23.494	40.407	28.029	235.8	35:04.412
23	2	1:33.681 P	22.413	39.968	31.300	234.2	34:37.011	23	2	1:30.131	22.286	40.241	27.604	237.3	36:34.543
24	1	2:32.159	1:22.775	41.081	28.303	231.2	37:09.170	24	2	1:29.389	22.264	39.824	27.301	236.8	38:03.932
25	1	1:31.238	22.577	40.602	28.059	234.2	38:40.408	25	2	1:29.763	22.303	40.219	27.241	237.3	39:33.695
26	1	1:31.221	22.518	40.687	28.016	234.7	40:11.629	26	2	1:29.409	22.109	39.926	27.374	238.4	41:03.104
27	1	1:31.434	22.568	40.844	28.022	234.7	41:43.063	27	2	1:29.575	22.195	39.981	27.399	238.4	42:32.679
28	1	1:30.816	22.490	40.478	27.848	234.7	43:13.879	28	2	1:29.719	22.227	39.869	27.623	237.8	44:02.398
29	1	1:31.143	22.537	40.738	27.868	235.2	44:45.022	29	2	1:29.511	22.170	39.987	27.354	238.4	45:31.909
30	1	1:31.334	22.509	40.751	28.074	234.7	46:16.356	30	2	1:29.650	22.181	39.974	27.495	238.4	47:01.559
31	1	1:31.256	22.588	40.619	28.049	234.2	47:47.612	31	2	1:29.979	22.146	40.471	27.362	238.4	48:31.538
32	1	1:32.159	22.527	41.493	28.139	235.2	49:19.771	32	2	1:30.057	22.260	40.236	27.561	238.4	50:01.595
33	1	1:31.628	22.682	41.012	27.934	236.3	50:51.399	33	2	1:30.323	22.162	40.436	27.725	238.9	51:31.918
34	1	1:30.575	22.316	40.468	27.791	236.3	52:21.974	34	2	1:30.097	22.310	40.219	27.568	236.8	53:02.015
35	1	1:30.758	22.453	40.410	27.895	236.3	53:52.732	35	2	1:29.622	22.227	40.035	27.360	238.4	54:31.637
36	1	1:30.839	22.392	40.647	27.800	236.3	55:23.571	36	2	1:29.758	22.181	40.122	27.455	238.9	56:01.395
37	1	1:31.857	22.420	41.682	27.755	236.8	56:55.428	37	2	1:29.760	22.222	40.130	27.408	238.9	57:31.155
38	1	1:30.969	22.561	40.581	27.827	235.2	58:26.397	38	2	1:29.815	22.193	40.061	27.561	238.4	59:00.970
39	1	1:31.615	22.497	41.352	27.766	235.8	59:58.012	39	2	1:30.229	22.311	40.146	27.772	239.4	1:00:31.199
40	1	1:31.534	22.468	41.156	27.910	236.3	1:01:29.546	40	2	1:31.509	22.752	41.004	27.753	237.3	1:02:02.708





**Red Bull Ring**  
**International GT Open**  
**Race - 2**  
**Lap Analysis**



26

1 Eliseo Martinez  
 Lamborghini Huracan GT3  
 PRO  
 2 Fabio Onidi  
 Lazarus Racing

27

1 Nicola De Marco  
 Lamborghini Huracan GT3 EVO  
 PRO  
 2  
 Lazarus Racing

Lap	D	Time	Sector 1	Sector 2	Sector 3	T. Spd	Elapsed	Lap	D	Time	Sector 1	Sector 2	Sector 3	T. Spd	Elapsed
1	1	1:36.974	26.536	41.636	28.802	234.2	1:36.974	1	1	1:50.851	41.390	41.251	28.210	226.4	1:50.851
2	1	1:31.856	22.766	40.923	28.167	236.3	3:08.830	2	1	1:31.078	22.785	40.484	27.809	232.2	3:21.929
3	1	1:31.017	22.607	40.480	27.930	236.3	4:39.847	3	1	1:30.925	22.610	40.281	28.034	232.7	4:52.854
4	1	1:30.800	22.498	40.626	27.676	234.2	6:10.647	4	1	1:30.734	22.758	40.229	27.747	231.7	6:23.588
5	1	1:30.424	22.443	40.115	27.866	235.8	7:41.071	5	1	1:30.592	22.600	40.158	27.834	232.2	7:54.180
6	1	1:30.513	22.475	40.306	27.732	237.3	9:11.584	6	1	1:30.693	22.609	40.266	27.818	232.7	9:24.873
7	1	1:30.499	22.472	40.303	27.724	236.3	10:42.083	7	1	1:30.640	22.691	40.183	27.766	232.2	10:55.513
8	1	1:30.163	22.426	40.130	27.607	237.3	12:12.246	8	1	1:30.627	22.579	40.198	27.850	232.7	12:26.140
9	1	1:30.345	22.473	40.186	27.686	234.7	13:42.591	9	1	1:30.510	22.497	40.233	27.780	234.2	13:56.650
10	1	1:30.243	22.352	40.189	27.702	236.8	15:12.834	10	1	1:31.301	22.606	40.743	27.952	234.2	15:27.951
11	1	1:30.344	22.355	40.159	27.830	236.8	16:43.178	11	1	1:30.553	22.480	40.345	27.728	234.7	16:58.504
12	1	1:30.424	22.425	40.236	27.763	237.8	18:13.602	12	1	1:30.735	22.522	40.434	27.779	234.7	18:29.239
13	1	1:30.190	22.428	40.113	27.649	237.3	19:43.792	13	1	1:30.694	22.529	40.389	27.776	235.8	19:59.933
14	1	1:30.551	22.397	40.347	27.807	238.4	21:14.343	14	1	1:31.060	22.484	40.593	27.983	237.3	21:30.993
15	1	1:30.173	22.347	40.192	27.634	237.8	22:44.516	15	1	1:30.809	22.444	40.425	27.940	237.3	23:01.802
16	1	1:34.883 P	22.422	40.139	32.322	238.9	24:19.399	16	1	1:30.706	22.545	40.505	27.656	237.3	24:32.508
17	2	2:29.652	1:21.035	40.769	27.848	231.7	26:49.051	17	1	1:30.925	22.501	40.521	27.903	235.8	26:03.433
18	2	1:30.676	22.678	40.179	27.819	234.7	28:19.727	18	1	1:30.601	22.550	40.367	27.684	235.2	27:34.034
19	2	1:30.777	22.635	40.215	27.927	235.8	29:50.504	19	1	1:30.448	22.450	40.307	27.691	234.7	29:04.482
20	2	1:30.704	22.648	40.013	28.043	235.2	31:21.208	20	1	1:30.377	22.462	40.197	27.718	235.8	30:34.859
21	2	1:30.301	22.414	40.073	27.814	236.8	32:51.509	21	1	1:30.492	22.471	40.348	27.673	235.2	32:05.351
22	2	1:30.258	22.454	40.107	27.697	235.8	34:21.767	22	1	1:35.011 P	22.536	40.194	32.281	235.2	33:40.362
23	2	1:31.188	22.380	40.962	27.846	234.2	35:52.955	23	1	2:30.071	1:21.734	40.701	27.636	231.7	36:10.433
24	2	1:31.013	22.424	40.823	27.766	240.0	37:23.968	24	1	1:30.021	22.485	40.065	27.471	235.8	37:40.454
25	2	1:30.283	22.361	40.250	27.672	239.4	38:54.251	25	1	1:29.978	22.357	40.112	27.509	235.2	39:10.432
26	2	1:30.029	22.378	39.953	27.698	237.3	40:24.280	26	1	1:30.889	22.347	40.126	28.416	236.3	40:41.321
27	2	1:30.267	22.465	40.030	27.772	237.3	41:54.547	27	1	1:30.207	22.461	40.074	27.672	235.8	42:11.528
28	2	1:30.304	22.310	40.283	27.711	236.8	43:24.851	28	1	1:30.059	22.381	40.102	27.576	236.3	43:41.587
29	2	41.418						29	1	1:30.397	22.376	40.310	27.711	236.3	45:11.984
								30	1	1:30.173	22.449	40.032	27.692	235.8	46:42.157
								31	1	1:30.042	22.410	40.077	27.555	235.8	48:12.199
								32	1	1:29.955	22.350	39.967	27.638	236.3	49:42.154
								33	1	1:30.286	22.412	40.146	27.728	236.8	51:12.440
								34	1	1:30.349	22.403	40.221	27.725	235.8	52:42.789
								35	1	1:30.757	22.362	40.288	28.107	237.3	54:13.546
								36	1	1:30.613	22.386	40.379	27.848	236.8	55:44.159
								37	1	1:30.235	22.381	40.166	27.688	236.8	57:14.394
								38	1	1:30.424	22.488	40.197	27.739	236.8	58:44.818
								39	1	1:30.122	22.405	40.141	27.576	236.3	1:00:14.940
								40	1	1:30.237	22.385	40.217	27.635	235.8	1:01:45.177





**Red Bull Ring**  
**International GT Open**  
**Race - 2**  
**Lap Analysis**



59

1 Martin Kodrić

McLaren 720 s **63**

1 Albert Costa

Lamborghini Huracan GT3 EVO

PRO 2 Henrique Chaves Teo Martin Motorsport PRO 2 Giacomo Altoè Emil Frey Racing

Lap	D	Time	Sector 1	Sector 2	Sector 3	T. Spd	Elapsed	Lap	D	Time	Sector 1	Sector 2	Sector 3	T. Spd	Elapsed
1	2	1:32.770	23.834	41.027	27.909	230.7	1:32.770	1	2	1:33.791	24.535	41.213	28.043	233.7	1:33.791
2	2	1:30.375	22.588	40.066	27.721	236.3	3:03.145	2	2	1:30.699	22.691	40.322	27.686	235.8	3:04.490
3	2	1:29.876	22.324	40.013	27.539	237.3	4:33.021	3	2	1:30.329	22.523	40.082	27.724	236.3	4:34.819
4	2	1:29.803	22.372	39.860	27.571	236.3	6:02.824	4	2	1:30.100	22.428	40.036	27.636	236.3	6:04.919
5	2	1:29.560	22.265	39.717	27.578	236.8	7:32.384	5	2	1:30.017	22.453	39.967	27.597	236.3	7:34.936
6	2	1:29.694	22.362	39.851	27.481	236.3	9:02.078	6	2	1:30.142	22.440	39.983	27.719	236.8	9:05.078
7	2	1:30.003	22.334	40.050	27.619	236.8	10:32.081	7	2	1:29.902	22.470	39.955	27.477	236.3	10:34.980
8	2	1:29.792	22.369	39.931	27.492	236.3	12:01.873	8	2	1:29.911	22.377	39.993	27.541	236.3	12:04.891
9	2	1:30.126	22.337	40.186	27.603	235.8	13:31.999	9	2	1:30.004	22.408	40.039	27.557	235.8	13:34.895
10	2	1:29.879	22.276	40.062	27.541	236.8	15:01.878	10	2	1:29.959	22.410	40.026	27.523	236.3	15:04.854
11	2	1:29.503	22.211	39.941	27.351	236.3	16:31.381	11	2	1:29.805	22.425	39.858	27.522	235.8	16:34.659
12	2	1:29.484	22.207	39.892	27.385	237.3	18:00.865	12	2	1:29.882	22.379	39.974	27.529	236.3	18:04.541
13	2	1:29.890	22.265	40.216	27.409	236.8	19:30.755	13	2	1:29.879	22.327	39.999	27.553	237.3	19:34.420
14	2	1:29.742	22.203	39.976	27.563	237.8	21:00.497	14	2	1:30.109	22.342	40.224	27.543	237.8	21:04.529
15	2	1:29.803	22.282	39.960	27.561	238.4	22:30.300	15	2	1:30.042	22.323	40.080	27.639	237.8	22:34.571
16	2	1:30.011	22.401	39.961	27.649	238.9	24:00.311	16	2	1:30.138	22.391	40.051	27.696	237.8	24:04.709
17	2	1:34.370 P	22.311	40.125	31.934	237.8	25:34.681	17	2	1:29.788	22.371	39.986	27.431	237.3	25:34.497
18	1	2:49.592	1:41.721	40.284	27.587	233.2	28:24.273	18	2	1:34.527 P	22.360	40.158	32.009	237.3	27:09.024
19	1	1:30.163	22.175	40.279	27.709	238.4	29:54.436	19	1	2:44.694	1:36.981	40.256	27.457	231.2	29:53.718
20	1	1:29.698	22.194	40.116	27.388	239.4	31:24.134	20	1	1:29.587	22.379	39.801	27.407	236.8	31:23.305
21	1	1:29.638	22.052	40.000	27.586	239.4	32:53.772	21	1	1:29.608	22.320	39.900	27.388	236.3	32:52.913
22	1	1:29.602	22.280	39.904	27.418	238.4	34:23.374	22	1	1:29.309	22.289	39.690	27.330	236.8	34:22.222
23	1	1:29.924	22.203	39.884	27.837	239.4	35:53.298	23	1	1:29.958	22.180	40.353	27.425	238.4	35:52.180
24	1	1:29.609	22.214	39.999	27.396	240.5	37:22.907	24	1	1:29.230	22.300	39.700	27.230	237.8	37:21.410
25	1	1:29.563	22.155	39.926	27.482	238.4	38:52.470	25	1	1:29.427	22.185	39.673	27.569	237.8	38:50.837
26	1	1:29.760	22.155	40.032	27.573	240.5	40:22.230	26	1	1:30.048	22.644	39.708	27.696	237.8	40:20.885
27	1	1:29.743	22.170	39.933	27.640	239.4	41:51.973	27	1	1:29.700	22.260	40.086	27.354	240.0	41:50.585
28	1	1:30.408	22.266	40.304	27.838	240.0	43:22.381	28	1	1:29.376	22.398	39.684	27.294	236.8	43:19.961
29	1	1:29.580	22.259	39.921	27.400	238.9	44:51.961	29	1	1:29.439	22.232	39.858	27.349	238.4	44:49.400
30	1	1:29.307	22.070	39.833	27.404	239.4	46:21.268	30	1	1:29.159	22.171	39.657	27.331	238.9	46:18.559
31	1	1:29.543	22.085	39.890	27.568	238.9	47:50.811	31	1	1:30.096	22.147	40.060	27.889	238.9	47:48.655
32	1	1:29.580	22.094	39.864	27.622	240.0	49:20.391	32	1	1:30.160	22.397	40.126	27.637	237.8	49:18.815
33	1	1:30.104	22.330	40.255	27.519	240.5	50:50.495	33	1	1:30.191	22.658	40.120	27.413	238.4	50:49.006
34	1	1:29.663	22.182	39.916	27.565	238.9	52:20.158	34	1	1:30.534	22.230	40.254	28.050	238.9	52:19.540
35	1	1:31.039	22.322	40.462	28.255	240.5	53:51.197	35	1	1:31.219	22.451	40.592	28.176	239.4	53:50.759
36	1	1:30.673	22.464	40.365	27.844	240.5	55:21.870	36	1	1:30.634	22.428	40.464	27.742	240.5	55:21.393
37	1	1:30.405	22.295	40.394	27.716	241.0	56:52.275	37	1	1:30.165	22.424	40.334	27.407	231.7	56:51.558
38	1	1:30.047	22.193	40.203	27.651	240.5	58:22.322	38	1	1:29.842	22.272	39.828	27.742	237.3	58:21.400
39	1	1:32.216	22.385	41.501	28.330	240.0	59:54.538	39	1	1:30.295	22.413	40.228	27.654	238.4	59:51.695
40	1	1:33.511	23.116	42.813	27.582	211.7	1:01:28.049	40	1	1:36.929	25.340	43.893	27.696	188.4	1:01:28.624





**Red Bull Ring**  
**International GT Open**  
**Race - 2**  
**Lap Analysis**



**66**

1 Frederik Schandorff

Lamborghini Huracan GT3 EVO

**75**

1 Kenny Habul

Mercedes AMG GT3

PROAM

2 Tuomas Tujala

Vincenzo Sospiri Racing

PROAM

2 Thomas Jäger

Rowe Racing / SunEnergy1 Racing

Lap	D	Time	Sector 1	Sector 2	Sector 3	T. Spd	Elapsed	Lap	D	Time	Sector 1	Sector 2	Sector 3	T. Spd	Elapsed
1	1	1:34.794	25.607	41.264	27.923	233.7	1:34.794	1	2	1:37.169	26.693	41.692	28.784	232.7	1:37.169
2	1	1:32.257	22.676	41.697	27.884	236.3	3:07.051	2	2	1:32.013	22.753	41.107	28.153	234.2	3:09.182
3	1	1:30.637	22.525	40.313	27.799	235.8	4:37.688	3	2	1:31.065	22.615	40.471	27.979	234.7	4:40.247
4	1	1:30.375	22.419	40.185	27.771	235.8	6:08.063	4	2	1:30.978	22.504	40.651	27.823	235.8	6:11.225
5	1	1:30.313	22.587	39.979	27.747	234.2	7:38.376	5	2	1:30.448	22.446	40.103	27.899	234.2	7:41.673
6	1	1:30.085	22.480	39.903	27.702	235.2	9:08.461	6	2	1:30.521	22.516	40.131	27.874	235.8	9:12.194
7	1	1:30.255	22.384	40.200	27.671	235.8	10:38.716	7	2	1:30.300	22.481	40.129	27.690	235.2	10:42.494
8	1	1:30.434	22.448	40.199	27.787	235.8	12:09.150	8	2	1:30.203	22.374	40.112	27.717	235.2	12:12.697
9	1	1:30.352	22.377	40.396	27.579	235.2	13:39.502	9	2	1:30.508	22.501	40.219	27.788	234.7	13:43.205
10	1	1:30.080	22.394	40.003	27.683	235.2	15:09.582	10	2	1:30.023	22.329	40.019	27.675	236.3	15:13.228
11	1	1:29.972	22.417	39.972	27.583	235.8	16:39.554	11	2	1:30.428	22.381	40.136	27.911	236.3	16:43.656
12	1	1:30.299	22.423	40.202	27.674	236.3	18:09.853	12	2	1:30.414	22.443	40.280	27.691	236.3	18:14.070
13	1	1:30.320	22.484	40.226	27.610	235.8	19:40.173	13	2	1:30.153	22.406	40.125	27.622	236.8	19:44.223
14	1	1:30.129	22.334	40.140	27.655	236.8	21:10.302	14	2	1:30.503	22.430	40.201	27.872	236.8	21:14.726
15	1	1:30.024	22.437	39.999	27.588	236.3	22:40.326	15	2	1:30.360	22.275	40.296	27.789	236.3	22:45.086
16	1	1:30.560	22.525	40.293	27.742	236.3	24:10.886	16	2	1:30.427	22.265	40.303	27.859	237.8	24:15.513
17	1	1:34.938 P	22.518	40.341	32.079	237.3	25:45.824	17	2	1:30.439	22.449	40.418	27.572	234.7	25:45.952
18	2	2:51.007	1:41.466	41.389	28.152	231.7	28:36.831	18	2	1:30.171	22.350	40.138	27.683	235.2	27:16.123
19	2	1:30.762	22.678	40.454	27.630	236.8	30:07.593	19	2	1:29.747	22.334	39.936	27.477	234.7	28:45.870
20	2	1:30.231	22.461	40.277	27.493	236.8	31:37.824	20	2	1:30.068	22.439	40.076	27.553	234.7	30:15.938
21	2	1:30.050	22.372	40.085	27.593	236.3	33:07.874	21	2	1:30.122	22.664	39.976	27.482	234.2	31:46.060
22	2	1:30.142	22.444	40.047	27.651	236.8	34:38.016	22	2	1:29.739	22.290	40.021	27.428	235.8	33:15.799
23	2	1:30.223	22.358	40.322	27.543	236.3	36:08.239	23	2	1:34.663 P	22.372	40.139	32.152	235.8	34:50.462
24	2	1:30.185	22.351	40.043	27.791	235.8	37:38.424	24	1	2:36.037	1:27.177	40.881	27.979	231.7	37:26.499
25	2	1:30.152	22.416	40.152	27.584	236.3	39:08.576	25	1	1:30.522	22.497	40.208	27.817	233.7	38:57.021
26	2	1:29.904	22.348	40.092	27.464	236.8	40:38.480	26	1	1:31.182	22.568	40.699	27.915	235.2	40:28.203
27	2	1:30.105	22.347	40.142	27.616	236.8	42:08.585	27	1	1:30.355	22.539	40.175	27.641	234.7	41:58.558
28	2	1:29.939	22.437	40.083	27.419	236.3	43:38.524	28	1	1:30.274	22.435	40.278	27.561	234.2	43:28.832
29	2	1:30.285	22.419	40.016	27.850	236.8	45:08.809	29	1	1:30.237	22.434	40.247	27.556	234.2	44:59.069
30	2	1:30.201	22.329	40.189	27.683	236.3	46:39.010	30	1	1:30.221	22.629	40.175	27.417	234.2	46:29.290
31	2	1:30.001	22.335	39.993	27.673	236.8	48:09.011	31	1	1:30.343	22.388	40.249	27.706	234.7	47:59.633
32	2	1:29.997	22.349	40.062	27.586	235.2	49:39.008	32	1	1:31.202	22.451	40.332	28.419	234.7	49:30.835
33	2	1:30.586	22.319	40.495	27.772	236.8	51:09.594	33	1	1:31.113	22.903	40.634	27.576	235.8	51:01.948
34	2	1:30.015	22.363	40.195	27.457	236.8	52:39.609	34	1	1:31.771	22.833	41.190	27.748	235.8	52:33.719
35	2	1:30.403	22.432	40.398	27.573	238.4	54:10.012	35	1	1:30.537	22.424	40.396	27.717	236.8	54:04.256
36	2	1:30.039	22.338	40.102	27.599	237.3	55:40.051	36	1	1:30.756	22.462	40.541	27.753	237.3	55:35.012
37	2	1:29.802	22.319	40.150	27.333	237.3	57:09.853	37	1	1:30.517	22.285	40.444	27.788	237.3	57:05.529
38	2	1:30.003	22.455	40.144	27.404	237.3	58:39.856	38	1	1:32.022	23.277	41.063	27.682	236.3	58:37.551
39	2	1:29.832	22.327	40.006	27.499	237.8	1:00:09.688	39	1	1:31.052	22.479	40.836	27.737	236.8	1:00:08.603
40	2	1:30.520	22.244	40.491	27.785	237.8	1:01:40.208	40	1	1:30.671	22.437	40.546	27.688	236.3	1:01:39.274





**Red Bull Ring**  
**International GT Open**  
**Race - 2**  
**Lap Analysis**



**77**

1 Marcin Jedlinski

Audi R8 LMS EVO **93**

1 Christopher Froggatt

Ferrari 488 GT3

PROAM

2 Mateusz Lisowski

Olimp Racing

PROAM

2 Edward Cheever III

Spirit of Race / Tempesta Racing

Lap	D	Time	Sector 1	Sector 2	Sector 3	T. Spd	Elapsed	Lap	D	Time	Sector 1	Sector 2	Sector 3	T. Spd	Elapsed
1	2	1:35.170	25.614	41.547	28.009	235.2	1:35.170	1	2	1:35.772	24.782	42.874	28.116	216.8	1:35.772
2	2	1:31.572	22.763	40.979	27.830	234.2	3:06.742	2	2	1:31.998	22.568	41.013	28.417	236.3	3:07.770
3	2	1:30.424	22.531	40.333	27.560	234.2	4:37.166	3	2	1:30.951	22.499	40.600	27.852	236.8	4:38.721
4	2	1:30.390	22.543	40.226	27.621	233.7	6:07.556	4	2	1:30.310	22.373	40.317	27.620	236.8	6:09.031
5	2	1:30.095	22.518	40.115	27.462	233.2	7:37.651	5	2	1:30.487	22.447	40.272	27.768	235.8	7:39.518
6	2	1:30.050	22.419	39.998	27.633	233.2	9:07.701	6	2	1:29.944	22.270	40.070	27.604	236.8	9:09.462
7	2	1:30.206	22.447	40.190	27.569	234.2	10:37.907	7	2	1:30.463	22.345	40.377	27.741	236.8	10:39.925
8	2	1:30.256	22.594	40.145	27.517	233.7	12:08.163	8	2	1:30.372	22.439	40.295	27.638	236.3	12:10.297
9	2	1:29.926	22.367	40.030	27.529	234.7	13:38.089	9	2	1:30.226	22.390	40.258	27.578	236.3	13:40.523
10	2	1:30.349	22.399	40.292	27.658	233.7	15:08.438	10	2	1:29.867	22.280	40.000	27.587	237.3	15:10.390
11	2	1:30.049	22.586	40.044	27.419	234.7	16:38.487	11	2	1:30.225	22.319	40.282	27.624	238.4	16:40.615
12	2	1:29.935	22.399	39.977	27.559	234.7	18:08.422	12	2	1:30.219	22.325	40.217	27.677	238.4	18:10.834
13	2	1:30.003	22.530	40.020	27.453	234.2	19:38.425	13	2	1:30.341	22.272	40.333	27.736	237.3	19:41.175
14	2	1:29.870	22.353	40.071	27.446	235.2	21:08.295	14	2	1:30.228	22.320	40.283	27.625	238.9	21:11.403
15	2	1:30.124	22.457	40.131	27.536	235.8	22:38.419	15	2	1:30.296	22.390	40.198	27.708	237.8	22:41.699
16	2	1:30.430	22.339	40.056	28.035	236.3	24:08.849	16	2	1:30.188	22.354	40.167	27.667	238.4	24:11.887
17	2	1:30.304	22.760	39.992	27.552	234.2	25:39.153	17	2	1:30.640	22.366	40.470	27.804	237.8	25:42.527
18	2	1:30.511	22.475	40.122	27.914	235.8	27:09.664	18	2	1:30.361	22.363	40.342	27.656	236.3	27:12.888
19	2	1:30.319	22.495	40.178	27.646	235.2	28:39.983	19	2	1:30.032	22.355	40.046	27.631	237.3	28:42.920
20	2	1:30.811	22.537	40.773	27.501	237.8	30:10.794	20	2	1:31.449	22.382	40.346	28.721	237.3	30:14.369
21	2	1:30.444	22.556	40.295	27.593	236.3	31:41.238	21	2	1:36.230 P	22.685	40.188	33.357	238.4	31:50.599
22	2	1:30.862	22.339	40.286	28.237	236.8	33:12.100	22	1	2:37.641	1:29.086	40.775	27.780	232.7	34:28.240
23	2	1:34.624 P	22.451	40.332	31.841	236.3	34:46.724	23	1	1:30.321	22.493	40.305	27.523	235.2	35:58.561
24	1	2:33.314	1:24.000	41.401	27.913	230.2	37:20.038	24	1	1:30.325	22.286	40.391	27.648	236.8	37:28.886
25	1	1:30.632	22.472	40.309	27.851	235.2	38:50.670	25	1	1:30.273	22.321	40.215	27.737	236.8	38:59.159
26	1	1:32.452	23.575	40.974	27.903	234.7	40:23.122	26	1	1:30.187	22.320	40.122	27.745	237.3	40:29.346
27	1	1:30.852	22.530	40.687	27.635	235.8	41:53.974	27	1	1:30.359	22.407	40.315	27.637	237.3	41:59.705
28	1	1:30.527	22.382	40.445	27.700	236.3	43:24.501	28	1	1:29.842	22.274	40.151	27.417	237.3	43:29.547
29	1	1:30.704	22.423	40.484	27.797	235.8	44:55.205	29	1	1:31.301	22.342	40.945	28.014	238.4	45:00.848
30	1	1:30.256	22.396	40.173	27.687	235.8	46:25.461	30	1	1:31.070	22.500	40.786	27.784	240.0	46:31.918
31	1	1:30.273	22.422	40.193	27.658	236.3	47:55.734	31	1	1:30.324	22.309	40.357	27.658	237.3	48:02.242
32	1	1:30.851	22.368	40.856	27.627	235.8	49:26.585	32	1	1:29.893	22.080	40.166	27.647	237.8	49:32.135
33	1	1:30.854	22.780	40.264	27.810	234.7	50:57.439	33	1	1:30.614	22.311	40.450	27.853	238.4	51:02.749
34	1	1:30.446	22.490	40.269	27.687	235.8	52:27.885	34	1	1:31.597	22.456	41.226	27.915	239.4	52:34.346
35	1	1:30.309	22.391	40.211	27.707	236.3	53:58.194	35	1	1:30.655	22.344	40.553	27.758	238.4	54:05.001
36	1	1:31.701	22.430	41.280	27.991	237.8	55:29.895	36	1	1:30.748	22.384	40.388	27.976	238.4	55:35.749
37	1	1:31.674	22.483	40.649	28.542	237.3	57:01.569	37	1	1:30.491	22.275	40.407	27.809	238.9	57:06.240
38	1	1:31.408	22.766	40.834	27.808	235.2	58:32.977	38	1	1:30.907	22.456	40.621	27.830	238.4	58:37.147
39	1	1:30.993	22.640	40.497	27.856	236.8	1:00:03.970	39	1	1:30.611	22.363	40.368	27.880	237.8	1:00:07.758
40	1	1:30.618	22.526	40.330	27.762	236.3	1:01:34.588	40	1	1:30.750	22.376	40.500	27.874	237.8	1:01:38.508





**Red Bull Ring**  
**International GT Open**  
**Race - 2**  
**Lap Analysis**

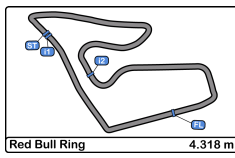


**96**      1 Oliver Wilkinson      Aston Martin GT3 AMR MY2019

PRO      2 Jonny Adam      Optimum Motorsport

Lap	D	Time	Sector 1	Sector 2	Sector 3	T. Spd	Elapsed
1	2	1:32.114	23.869	40.614	27.631	231.7	1:32.114
2	2	1:29.971	22.364	40.034	27.573	235.8	3:02.085
3	2	1:29.645	22.373	39.858	27.414	236.3	4:31.730
4	2	1:29.495	22.246	39.773	27.476	235.8	6:01.225
5	2	1:29.347	22.230	39.725	27.392	236.3	7:30.572
6	2	1:29.598	22.244	39.625	27.729	237.3	9:00.170
7	2	1:29.501	22.242	39.890	27.369	236.3	10:29.671
8	2	1:29.513	22.385	39.745	27.383	236.3	11:59.184
9	2	1:29.614	22.297	39.843	27.474	236.3	13:28.798
10	2	1:29.582	22.230	39.909	27.443	237.3	14:58.380
11	2	1:29.388	22.193	39.843	27.352	237.3	16:27.768
12	2	1:29.497	22.217	39.862	27.418	237.3	17:57.265
13	2	1:29.711	22.254	39.989	27.468	237.8	19:26.976
14	2	1:29.781	22.241	40.021	27.519	238.9	20:56.757
15	2	1:29.802	22.155	40.017	27.630	238.9	22:26.559
16	2	1:29.549	22.150	39.965	27.434	239.4	23:56.108
17	2	1:29.651	22.174	40.062	27.415	238.9	25:25.759
18	2	1:29.571	22.232	39.875	27.464	238.9	26:55.330
19	2	1:29.925	22.247	40.063	27.615	239.4	28:25.255
20	2	1:30.012	22.209	40.108	27.695	239.4	29:55.267
21	2	1:29.825	22.210	40.084	27.531	239.4	31:25.092
22	2	1:29.976	22.151	40.201	27.624	239.4	32:55.068
23	2	1:34.125 P	22.310	40.020	31.795	239.4	34:29.193
24	1	2:30.913	1:22.970	40.260	27.683	234.2	37:00.106
25	1	1:30.071	22.381	40.120	27.570	238.4	38:30.177
26	1	1:30.088	22.174	40.278	27.636	238.9	40:00.265
27	1	1:29.780	22.127	40.064	27.589	239.4	41:30.045
28	1	1:29.848	22.196	39.963	27.689	239.4	42:59.893
29	1	1:30.377	22.115	39.910	28.352	240.0	44:30.270
30	1	1:30.133	22.268	40.107	27.758	238.4	46:00.403
31	1	1:29.781	22.183	39.807	27.791	238.9	47:30.184
32	1	1:30.049	22.085	40.128	27.836	238.9	49:00.233
33	1	1:29.757	22.075	40.067	27.615	238.9	50:29.990
34	1	1:29.785	22.112	40.055	27.618	239.4	51:59.775
35	1	1:29.616	22.130	40.043	27.443	240.0	53:29.391
36	1	1:29.735	22.073	40.021	27.641	240.5	54:59.126
37	1	1:30.081	22.213	40.098	27.770	240.0	56:29.207
38	1	1:29.929	22.204	40.135	27.590	241.0	57:59.136
39	1	1:30.055	22.266	40.091	27.698	240.0	59:29.191
40	1	1:30.612	22.197	40.392	28.023	239.4	1:00:59.803





**Red Bull Ring**  
International GT Open  
Race - 2  
Analysis by Lap



Num	Lap Time	Gap												
Lap 1			10	1:32.755	09.098	75	1:30.978	10.000	77	1:30.050	07.531	59	1:29.792	02.689
96	1:32.114		8	1:32.529	10.017	3	1:31.014	10.374	66	1:30.085	08.291	20	1:30.152	05.124
59	1:32.770	00.656	25	1:32.689	10.637	19	1:30.699	11.611	93	1:29.944	09.292	63	1:29.911	05.707
20	1:33.210	01.096	5	1:35.196	15.104	6	1:31.471	12.330	14	1:30.625	10.470	17	1:30.024	06.492
63	1:33.791	01.677	27	1:31.078	19.844	9	1:31.607	12.707	26	1:30.513	11.414	16	1:29.943	06.744
Lap 2			Num Lap Time Gap			10 Lap Time Gap			75 Lap Time Gap			59 Lap Time Gap		
17	1:34.248	02.134	Lap 3			8	1:31.607	14.597	3	1:30.580	12.506	66	1:30.434	09.966
16	1:34.513	02.399	96	1:29.645		25	1:31.949	15.562	19	1:30.525	13.724	93	1:30.372	11.113
66	1:34.794	02.680	59	1:29.876	01.291	27	1:30.734	22.363	6	1:30.887	15.073	14	1:30.475	11.827
77	1:35.170	03.056	20	1:30.335	02.432	Num Lap Time Gap			9	1:30.804	15.610	26	1:30.163	13.062
93	1:35.772	03.658	63	1:30.329	03.089	Lap 5			10	1:30.768	16.022	75	1:30.203	13.513
14	1:36.322	04.208	17	1:29.920	04.009	96	1:29.347		8	1:31.587	18.842	3	1:30.559	14.394
26	1:36.974	04.860	16	1:30.117	04.647	59	1:29.560	01.812	25	1:31.527	19.513	19	1:30.552	15.882
75	1:37.169	05.055	77	1:30.424	05.436	20	1:30.040	03.737	27	1:30.693	24.703	6	1:30.688	17.471
3	1:37.434	05.320	66	1:30.637	05.958	63	1:30.017	04.364	5	1:36.903	41.148	9	1:31.269	18.726
6	1:37.683	05.569	93	1:30.951	06.991	Num Lap Time Gap			Lap 7			10	1:30.962	18.792
9	1:37.938	05.824	14	1:30.987	07.335	17	1:29.913	04.916	96	1:29.501		8	1:31.353	22.684
10	1:38.428	06.314	26	1:31.017	08.117	16	1:29.914	05.305	59	1:30.003	02.410	25	1:31.575	23.360
19	1:38.638	06.524	75	1:31.065	08.517	77	1:30.095	07.079	20	1:29.853	04.485	27	1:30.627	26.956
8	1:39.573	07.459	3	1:31.075	08.855	66	1:30.313	07.804	63	1:29.902	05.309	Num Lap Time Gap		
25	1:40.033	07.919	6	1:32.201	10.354	93	1:30.487	08.946	17	1:30.154	05.981	Lap 9		
5	1:41.993	09.879	19	1:31.406	10.407	14	1:30.339	09.443	16	1:30.003	06.314	96	1:29.614	
27	1:50.851	18.737	9	1:31.836	10.595	26	1:30.424	10.499	77	1:30.206	08.236	59	1:30.126	03.201
Num Lap Time Gap			10	1:31.795	11.248	75	1:30.448	11.101	66	1:30.255	09.045	20	1:29.866	05.376
Lap 2			8	1:32.113	12.485	3	1:30.497	11.524	93	1:30.463	10.254	63	1:30.004	06.097
96	1:29.971		25	1:32.116	13.108	19	1:30.533	12.797	14	1:29.896	10.865	17	1:29.958	06.836
59	1:30.375	01.060	27	1:30.925	21.124	6	1:30.801	13.784	26	1:30.499	12.412	16	1:29.994	07.124
20	1:30.617	01.742	5	1:35.756	21.215	9	1:31.044	14.404	75	1:30.300	12.823	77	1:29.926	09.291
63	1:30.699	02.405	Num Lap Time Gap			10	1:30.997	14.852	3	1:30.343	13.348	66	1:30.352	10.704
17	1:31.571	03.734	Lap 4			8	1:31.603	16.853	19	1:30.620	14.843	93	1:30.226	11.725
16	1:31.747	04.175	96	1:29.495		25	1:31.369	17.584	6	1:30.724	16.296	14	1:30.326	12.539
77	1:31.572	04.657	59	1:29.803	01.599	27	1:30.592	23.608	9	1:30.861	16.970	26	1:30.345	13.793
66	1:32.257	04.966	20	1:30.107	03.044	5	1:35.682	33.843	10	1:30.822	17.343	75	1:30.508	14.407
93	1:31.998	05.685	63	1:30.100	03.694	Num Lap Time Gap			8	1:31.503	20.844	3	1:30.457	15.237
14	1:31.756	05.993	17	1:29.836	04.350	Lap 6			25	1:31.286	21.298	19	1:30.357	16.625
26	1:31.856	06.745	16	1:29.586	04.738	96	1:29.598		27	1:30.640	25.842	6	1:30.835	18.692
75	1:32.013	07.097	77	1:30.390	06.331	59	1:29.694	01.908	5	1:36.162	47.809	9	1:32.164	21.276
6	1:32.076	07.425	66	1:30.375	06.838	20	1:29.994	04.133	Num Lap Time Gap			10	1:32.435	21.613
9	1:32.551	08.404	93	1:30.310	07.806	63	1:30.142	04.908	Lap 8			8	1:31.220	24.290
19	1:32.093	08.646	14	1:30.611	08.451	17	1:30.010	05.328	96	1:29.513		25	1:31.276	25.022
			26	1:30.800	09.422	16	1:30.105	05.812						







**Red Bull Ring**  
**International GT Open**  
**Race - 2**  
**Analysis by Lap**



27	1:30.510	27.852
5	1:36.591	1:02.222

**Num Lap Time Gap**

**Lap 10**

96	1:29.582	
59	1:29.879	03.498
20	1:29.741	05.535
63	1:29.959	06.474
17	1:29.832	07.086
16	1:30.576	08.118
77	1:30.349	10.058
66	1:30.080	11.202
93	1:29.867	12.010
14	1:30.141	13.098
26	1:30.243	14.454
75	1:30.023	14.848
3	1:30.651	16.306
19	1:30.491	17.534
6	1:31.009	20.119
9	1:30.832	22.526
10	1:30.964	22.995
8	1:31.337	26.045
25	1:31.354	26.794
27	1:31.301	29.571
5	1:36.273	1:08.913

**Num Lap Time Gap**

**Lap 11**

96	1:29.388	
59	1:29.503	03.613
20	1:29.841	05.988
63	1:29.805	06.891
17	1:29.983	07.681
16	1:29.834	08.564
77	1:30.049	10.719
66	1:29.972	11.786
93	1:30.225	12.847
14	1:29.968	13.678
26	1:30.344	15.410
75	1:30.428	15.888
3	1:30.542	17.460
19	1:30.470	18.616

6	1:30.887	21.618
9	1:31.020	24.158

**Num Lap Time Gap**

**Lap 12**

10	1:31.104	24.711
8	1:31.253	27.910
25	1:31.281	28.687
27	1:30.553	30.736
5	1:34.808	1:14.333
96	1:29.497	
59	1:29.484	03.600
20	1:29.953	06.444
63	1:29.882	07.276
17	1:29.837	08.021
16	1:30.037	09.104
77	1:29.935	11.157
66	1:30.299	12.588
93	1:30.219	13.569
14	1:30.205	14.386
26	1:30.424	16.337
75	1:30.414	16.805
3	1:30.451	18.414
19	1:30.408	19.527
6	1:31.323	23.444
9	1:31.055	25.716
10	1:31.097	26.311
8	1:31.174	29.587
25	1:31.441	30.631
27	1:30.735	31.974
5	1:35.475	1:20.311

**Num Lap Time Gap**

**Lap 13**

96	1:29.711	
59	1:29.890	03.779
20	1:29.905	06.638
63	1:29.879	07.444
17	1:29.934	08.244
16	1:29.486	08.879
77	1:30.003	11.449
66	1:30.320	13.197
93	1:30.341	14.199

14	1:30.169	14.844
26	1:30.190	16.816

**Num Lap Time Gap**

**Lap 14**

75	1:30.153	17.247
3	1:30.464	19.167
19	1:30.798	20.614
6	1:31.375	25.108
9	1:30.576	26.581
10	1:30.803	27.403
8	1:31.218	31.094
25	1:31.500	32.420
27	1:30.694	32.957
5	1:35.291	1:25.891
96	1:29.781	
59	1:29.742	03.740
20	1:29.885	06.742
63	1:30.109	07.772
17	1:29.981	08.444
16	1:29.794	08.892
77	1:29.870	11.538
66	1:30.129	13.545
93	1:30.228	14.646
14	1:30.441	15.504
26	1:30.551	17.586
75	1:30.503	17.969
3	1:30.451	19.837
19	1:30.485	21.318
6	1:31.112	26.439
9	1:30.703	27.503
10	1:30.559	28.181
8	1:31.205	32.518
25	1:31.044	33.683
27	1:31.060	34.236

**Num Lap Time Gap**

**Lap 15**

96	1:29.802	
5	1:35.480	1 Lap
59	1:29.803	03.741
20	1:29.901	06.841
63	1:30.042	08.012

17	1:29.870	08.512
16	1:29.938	09.028

**Num Lap Time Gap**

**Lap 16**

77	1:30.124	11.860
66	1:30.024	13.767
93	1:30.296	15.140
14	1:30.234	15.936
26	1:30.173	17.957
75	1:30.360	18.527
3	1:30.236	20.271
19	1:30.417	21.933
6	1:31.207	27.844
9	1:30.950	28.651
10	1:30.717	29.096
8	1:31.138	33.854
25	1:31.068	34.949
27	1:30.809	35.243
96	1:29.549	
59	1:30.011	04.203
20	1:30.198	07.490
63	1:30.138	08.601
16	1:30.134	09.613
77	1:30.430	12.741
5	1:40.683	1 Lap
17	1:35.375	14.338
66	1:30.560	14.778
93	1:30.188	15.779
14	1:30.196	16.583
75	1:30.427	19.405
3	1:30.233	20.955
26	1:34.883	23.291
19	1:31.098	23.482
9	1:31.187	30.289
8	1:31.322	35.627
6	1:37.527	35.822
27	1:30.706	36.400
10	1:37.357	36.904
25	1:38.808	44.208

**Num Lap Time Gap**

**Lap 17**

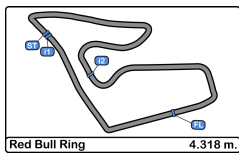
96	1:29.870	
20	1:29.825	07.664
63	1:29.788	08.738
59	1:34.370	08.922
16	1:29.810	09.772
77	1:30.304	13.394
93	1:30.640	16.768
66	1:34.938	20.065
75	1:30.439	20.193
14	1:35.148	22.080
3	1:31.138	22.442
5	1:40.844	1 Lap
19	1:35.685	29.516
9	1:30.982	31.620
27	1:30.925	37.674
8	1:36.091	42.067
17	2:29.133	1:13.820
26	2:29.652	1:23.292
96	1:29.571	
20	1:30.396	08.489
10	2:31.306	1 Lap
16	1:29.819	10.020
6	2:35.532	1 Lap
63	1:34.527	13.694
77	1:30.511	14.334
93	1:30.361	17.558
75	1:30.171	20.793
3	1:35.235	28.106
9	1:30.832	32.881
25	2:50.944	1 Lap
5	1:41.699	1 Lap
27	1:30.601	38.704
17	1:29.779	1:14.028
14	2:30.427	1:22.936
26	1:30.676	1:24.397
59	2:49.592	1:28.943

**Num Lap Time Gap**

**Lap 19**

96	1:29.925	
----	----------	--





**Red Bull Ring**  
**International GT Open**  
**Race - 2**  
**Analysis by Lap**



20	1:29.991	08.555
10	1:30.110	1 Lap
16	1:31.001	11.096
66	2:51.007	1 Lap
19	2:41.598	1 Lap
6	1:31.519	1 Lap
8	2:31.738	1 Lap
77	1:30.319	14.728
93	1:30.032	17.665
75	1:29.747	20.615
9	1:30.905	33.861
25	1:29.977	1 Lap
27	1:30.448	39.227
17	1:29.469	1:13.572
14	1:30.257	1:23.268
26	1:30.777	1:25.249
63	2:44.694	1:28.463
59	1:30.163	1:29.181

**Num Lap Time Gap**  
**Lap 20**

96	1:30.012	
20	1:29.855	08.398
10	1:30.032	1 Lap
3	2:41.600	1 Lap
16	1:29.858	10.942
66	1:30.762	1 Lap
19	1:32.103	1 Lap
6	1:31.308	1 Lap
77	1:30.811	15.527
8	1:32.423	1 Lap
5	2:42.775	2 Laps
93	1:31.449	19.102
75	1:30.068	20.671
9	1:30.781	34.630
25	1:29.650	1 Lap
27	1:30.377	39.592
17	1:29.448	1:13.008
14	1:30.202	1:23.458
26	1:30.704	1:25.941
63	1:29.587	1:28.038
59	1:29.698	1:28.867

**Num Lap Time Gap**  
**Lap 21**

96	1:29.825	
20	1:29.702	08.275
10	1:29.318	1 Lap
3	1:29.492	1 Lap
16	1:29.578	10.695
66	1:30.231	1 Lap
19	1:31.110	1 Lap
6	1:30.266	1 Lap
77	1:30.444	16.146
8	1:31.243	1 Lap
75	1:30.122	20.968
93	1:36.230	25.507
5	1:36.328	2 Laps
9	1:30.719	35.524
25	1:30.130	1 Lap
27	1:30.492	40.259
17	1:29.409	1:12.592
14	1:29.883	1:23.516
26	1:30.301	1:26.417
63	1:29.608	1:27.821
59	1:29.638	1:28.680

**Num Lap Time Gap**  
**Lap 22**

96	1:29.976	
20	1:29.963	08.262
10	1:29.997	1 Lap
3	1:29.947	1 Lap
16	1:30.080	10.799
66	1:30.050	1 Lap
19	1:31.219	1 Lap
77	1:30.862	17.032
6	1:31.798	1 Lap
8	1:30.814	1 Lap
75	1:29.739	20.731
5	1:35.416	2 Laps
9	1:31.694	37.242
25	1:31.465	1 Lap
27	1:35.011	45.294
17	1:29.595	1:12.211

**Num Lap Time Gap**  
**Lap 23**

14	1:29.927	1:23.467
26	1:30.258	1:26.699
63	1:29.309	1:27.154
59	1:29.602	1:28.306
93	2:37.641	1:33.172
96	1:34.125	
10	1:29.865	1 Lap
3	1:29.932	1 Lap
20	1:33.681	07.818
66	1:30.142	1 Lap
16	1:35.090	11.764
19	1:31.109	1 Lap
6	1:30.819	1 Lap
8	1:31.119	1 Lap
77	1:34.624	17.531
75	1:34.663	21.269
5	1:35.340	2 Laps
25	1:31.930	1 Lap
9	1:36.920	40.037
17	1:29.630	1:07.716
14	1:29.756	1:19.098
63	1:29.958	1:22.987
26	1:31.188	1:23.762
59	1:29.924	1:24.105
93	1:30.321	1:29.368
10	1:29.209	1:33.656
3	1:29.620	1:34.834
66	1:30.223	1:39.046
27	2:30.071	1:41.240
19	1:30.916	1:44.137
6	1:30.424	1:44.403
8	1:30.763	1:46.733
25	1:30.131	2:05.350
5	1:35.765	1 Lap

**Num Lap Time Gap**  
**Lap 24**

96	2:30.913	
17	1:29.300	06.103
20	2:32.159	09.064

**Num Lap Time Gap**  
**Lap 25**

16	2:37.097	17.948
14	1:30.116	18.301
77	2:33.314	19.932
63	1:29.230	21.304
59	1:29.609	22.801
26	1:31.013	23.862
75	2:36.037	26.393
93	1:30.325	28.780
10	1:28.943	31.686
3	1:29.225	33.146
66	1:30.185	38.318
27	1:30.021	40.348
19	1:30.777	44.001
6	1:30.752	44.242
8	1:30.529	46.349
9	2:50.620	59.744
25	1:29.389	1:03.826
5	1:34.578	1 Lap
96	1:30.071	
17	1:29.540	05.572
20	1:31.238	10.231
14	1:30.453	18.683
16	1:31.546	19.423
77	1:30.632	20.493
63	1:29.427	20.660
59	1:29.563	22.293
26	1:30.283	24.074
75	1:30.522	26.844
93	1:30.273	28.982
10	1:29.141	30.756
3	1:29.345	32.420
66	1:30.152	38.399
27	1:29.978	40.255
19	1:30.735	44.665
6	1:30.925	45.096
8	1:30.671	46.949
9	1:30.740	1:00.413
25	1:29.763	1:03.518
5	1:34.788	1 Lap

**Num Lap Time Gap**  
**Lap 26**

96	1:30.088	
17	1:29.635	05.119
20	1:31.221	11.364
14	1:29.965	18.560
16	1:30.950	20.285
63	1:30.048	20.620
59	1:29.760	21.965
77	1:32.452	22.857
26	1:30.029	24.015
75	1:31.182	27.938
93	1:30.187	29.081
10	1:29.290	29.958
3	1:29.220	31.552
66	1:29.904	38.215
27	1:30.889	41.056
19	1:30.505	45.082
6	1:30.347	45.355
8	1:30.731	47.592
9	1:30.333	1:00.658
25	1:29.409	1:02.839
5	1:33.560	1 Lap

**Num Lap Time Gap**  
**Lap 27**

96	1:29.780	
17	1:29.660	04.999
20	1:31.434	13.018
14	1:29.877	18.657
63	1:29.700	20.540
16	1:31.043	21.548
59	1:29.743	21.928
77	1:30.852	23.929
26	1:30.267	24.502
75	1:30.355	28.513
93	1:30.359	29.660
10	1:29.783	29.961
3	1:29.251	31.023
66	1:30.105	38.540
27	1:30.207	41.483
19	1:30.763	46.065





**Red Bull Ring**  
**International GT Open**  
**Race - 2**  
**Analysis by Lap**



6	1:30.991	46.566
8	1:30.753	48.565
9	1:29.959	1:00.837
25	1:29.575	1:02.634
5	1:34.687	1 Lap
Num	Lap Time	Gap

**Lap 28**

96	1:29.848	
17	1:29.416	04.567
20	1:30.816	13.986
14	1:29.694	18.503
63	1:29.376	20.068
16	1:30.747	22.447
59	1:30.408	22.488
77	1:30.527	24.608
26	1:30.304	24.958
75	1:30.274	28.939
93	1:29.842	29.654
10	1:29.806	29.919
3	1:29.823	30.998
66	1:29.939	38.631
27	1:30.059	41.694
19	1:30.800	47.017
6	1:30.517	47.235
8	1:30.873	49.590
9	1:30.071	1:01.060
25	1:29.719	1:02.505
Num	Lap Time	Gap

**Lap 29**

96	1:30.377	
5	1:36.783	2 Laps
17	1:29.597	03.787
20	1:31.143	14.752
14	1:29.706	17.832
63	1:29.439	19.130
59	1:29.580	21.691
16	1:30.819	22.889
77	1:30.704	24.935
75	1:30.237	28.799
10	1:29.870	29.412
93	1:31.301	30.578

3	1:30.061	30.682
66	1:30.285	38.539
27	1:30.397	41.714
19	1:31.071	47.711
6	1:31.073	47.931
8	1:31.355	50.568
9	1:30.056	1:00.739
25	1:29.511	1:01.639
Num	Lap Time	Gap

**Lap 30**

96	1:30.133	
17	1:29.645	03.299
5	1:36.364	2 Laps
20	1:31.334	15.953
14	1:29.802	17.501
63	1:29.159	18.156
59	1:29.307	20.865
16	1:30.634	23.390
77	1:30.256	25.058
75	1:30.221	28.887
10	1:30.018	29.297
3	1:29.946	30.495
93	1:31.070	31.515
66	1:30.201	38.607
27	1:30.173	41.754
19	1:31.350	48.928
6	1:31.303	49.101
8	1:31.324	51.759
9	1:29.826	1:00.432
25	1:29.650	1:01.156
Num	Lap Time	Gap

**Lap 31**

96	1:29.781	
17	1:29.800	03.318
5	1:35.713	2 Laps
20	1:31.256	17.428
14	1:30.163	17.883
63	1:30.096	18.471
59	1:29.543	20.627
16	1:30.644	24.253
77	1:30.273	25.550

75	1:30.343	29.449
10	1:30.274	29.790
3	1:29.855	30.569
93	1:30.324	32.058
66	1:30.001	38.827
27	1:30.042	42.015
19	1:30.894	50.041
6	1:30.913	50.233
8	1:30.667	52.645
9	1:30.313	1:00.964
25	1:29.979	1:01.354
Num	Lap Time	Gap

**Lap 32**

96	1:30.049	
17	1:29.563	02.832
14	1:30.445	18.279
5	1:34.869	2 Laps
63	1:30.160	18.582
20	1:32.159	19.538
59	1:29.580	20.158
77	1:30.851	26.352
10	1:30.335	30.076
16	1:36.384	30.588
75	1:31.202	30.602
3	1:30.248	30.768
93	1:29.893	31.902
66	1:29.997	38.775
27	1:29.955	41.921
19	1:31.265	51.257
6	1:31.289	51.473
8	1:30.660	53.256
9	1:30.014	1:00.929
25	1:30.057	1:01.362
Num	Lap Time	Gap

**Lap 33**

96	1:29.757	
17	1:29.583	02.658
14	1:29.941	18.463
63	1:30.191	19.016
59	1:30.104	20.505
20	1:31.628	21.409

77	1:30.854	27.449
10	1:29.798	30.117
5	1:41.681	2 Laps
16	1:30.073	30.904
3	1:30.086	31.097
75	1:31.113	31.958
93	1:30.614	32.759
66	1:30.586	39.604
27	1:30.286	42.450
19	1:31.532	53.032
6	1:31.577	53.293
8	1:30.973	54.472
9	1:30.404	1:01.576
25	1:30.323	1:01.928
Num	Lap Time	Gap

**Lap 34**

96	1:29.785	
17	1:29.656	02.529
14	1:30.756	19.434
63	1:30.534	19.765
59	1:29.663	20.383
20	1:30.575	22.199
77	1:30.446	28.110
10	1:29.300	29.632
16	1:31.667	32.786
3	1:31.673	32.985
75	1:31.771	33.944
93	1:31.597	34.571
5	1:38.309	2 Laps
66	1:30.015	39.834
27	1:30.349	43.014
19	1:30.892	54.139
6	1:30.874	54.382
8	1:30.833	55.520
25	1:30.097	1:02.240
9	1:46.364	1:18.155
Num	Lap Time	Gap

**Lap 35**

96	1:29.616	
17	1:29.720	02.633
14	1:31.262	21.080

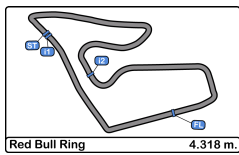
63	1:31.219	21.368
59	1:31.039	21.806
20	1:30.758	23.341
77	1:30.309	28.803
10	1:29.265	29.281
3	1:29.890	33.259
16	1:31.196	34.366
75	1:30.537	34.865
93	1:30.655	35.610
66	1:30.403	40.621
27	1:30.757	44.155
5	1:37.104	2 Laps
19	1:31.272	55.795
8	1:31.960	57.864
25	1:29.622	1:02.246
9	1:30.264	1:18.803
6	2:00.751	1:25.517
Num	Lap Time	Gap

**Lap 36**

96	1:29.735	
17	1:29.833	02.731
14	1:30.516	21.861
63	1:30.634	22.267
59	1:30.673	22.744
20	1:30.839	24.445
10	1:29.606	29.152
77	1:31.701	30.769
3	1:29.645	33.169
16	1:30.804	35.435
75	1:30.756	35.886
93	1:30.748	36.623
66	1:30.039	40.925
27	1:30.613	45.033
5	1:35.433	2 Laps
19	1:31.041	57.101
8	1:30.792	58.921
25	1:29.758	1:02.269
9	1:30.500	1:19.568
6	1:31.618	1:27.400
Num	Lap Time	Gap

**Lap 37**





**Red Bull Ring**  
**International GT Open**  
**Race - 2**  
**Analysis by Lap**



96	1:30.081	
17	1:29.743	02.393
63	1:30.165	22.351
59	1:30.405	23.068
20	1:31.857	26.221
10	1:29.547	28.618
14	1:40.518	32.298
77	1:31.674	32.362
3	1:29.664	32.752
16	1:30.773	36.127
75	1:30.517	36.322
93	1:30.491	37.033
66	1:29.802	40.646
27	1:30.235	45.187
5	1:35.266	2 Laps
19	1:31.223	58.243
8	1:30.810	59.650
25	1:29.760	1:01.948
9	1:30.711	1:20.198

**Num Lap Time Gap**  
**Lap 38**

96	1:29.929	
17	1:29.941	02.405
6	1:40.882	1 Lap
63	1:29.842	22.264
59	1:30.047	23.186
20	1:30.969	27.261
10	1:29.529	28.218
3	1:29.943	32.766
77	1:31.408	33.841
16	1:31.308	37.506
93	1:30.907	38.011
75	1:32.022	38.415
66	1:30.003	40.720
27	1:30.424	45.682
14	1:52.183	54.552
19	1:31.837	1:00.151
8	1:31.365	1:01.086
25	1:29.815	1:01.834
5	1:37.773	2 Laps
9	1:30.051	1:20.320

**Num Lap Time Gap**

**Lap 39**

96	1:30.055	
17	1:29.689	02.039
63	1:30.295	22.504
59	1:32.216	25.347
10	1:29.662	27.825
20	1:31.615	28.821
3	1:29.455	32.166
77	1:30.993	34.779
16	1:30.617	38.068
93	1:30.611	38.567
75	1:31.052	39.412
66	1:29.832	40.497
27	1:30.122	45.749
19	1:31.312	1:01.408
8	1:30.837	1:01.868
25	1:30.229	1:02.008
6	2:31.411	1 Lap
5	1:37.385	2 Laps
9	1:30.516	1:20.781

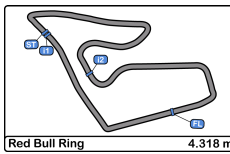
**Num Lap Time Gap**

**Lap 40**

96	1:30.612	
17	1:29.890	01.317
10	1:29.982	27.195
59	1:33.511	28.246
63	1:36.929	28.821
20	1:31.534	29.743
3	1:29.420	30.974
77	1:30.618	34.785
16	1:30.687	38.143
93	1:30.750	38.705
75	1:30.671	39.471
66	1:30.520	40.405
27	1:30.237	45.374
19	1:31.627	1:02.423
25	1:31.509	1:02.905
8	1:31.686	1:02.942
6	1:31.323	1 Lap
5	1:34.711	2 Laps

9 1:30.234 1:20.403



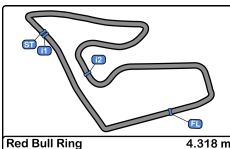


**Red Bull Ring**  
**International GT Open**  
**Race - 2**  
**Best Sectors Results**



Sector - 1				Sector - 2				Sector - 3				Ideal Lap vs Best Lap				
Clas	Nº	Driver	Time	Nº	Driver	Time	Nº	Driver	Time	Clas	Nº	Driver	Ideal Lap	Best Lap	Clas	
1	16	Hahn - Khodair	21.010	96	Wilkinson - Adam	39.625	3	Visser - Gonda	27.058	1	16	Hahn - Khodair	1:28.241	1:29.486	8	
2	3	Visser - Gonda	22.027	63	Costa - Altoè	39.657	10	Ramos - Crestani	27.099	2	10	Ramos - Crestani	1:28.897	1:28.943	1	
3	10	Ramos - Crestani	22.051	17	Rueda - Saravia	39.671	63	Costa - Altoè	27.230	3	3	Visser - Gonda	1:28.960	1:29.220	3	
4	59	Kodrić - Chaves	22.052	59	Kodrić - Chaves	39.717	25	Hrachowina - Konrad	27.241	4	63	Costa - Altoè	1:29.034	1:29.159	2	
5	96	Wilkinson - Adam	22.073	10	Ramos - Crestani	39.747	20	Pierburg - Onslow-Cole	27.330	5	96	Wilkinson - Adam	1:29.050	1:29.347	6	
6	93	Froggatt - Cheever III	22.080	25	Hrachowina - Konrad	39.824	66	Schandorff - Tujula	27.333	6	59	Kodrić - Chaves	1:29.120	1:29.307	5	
7	25	Hrachowina - Konrad	22.109	16	Hahn - Khodair	39.827	59	Kodrić - Chaves	27.351	7	25	Hrachowina - Konrad	1:29.174	1:29.389	7	
8	63	Costa - Altoè	22.147	3	Visser - Gonda	39.875	96	Wilkinson - Adam	27.352	8	17	Rueda - Saravia	1:29.185	1:29.300	4	
9	17	Rueda - Saravia	22.159	14	Siedler - Grenier	39.900	17	Rueda - Saravia	27.355	9	66	Schandorff - Tujula	1:29.480	1:29.802	12	
10	14	Siedler - Grenier	22.193	66	Schandorff - Tujula	39.903	9	Davide Roda	27.373	10	93	Froggatt - Cheever III	1:29.497	1:29.842	14	
11	9	Davide Roda	22.197	75	Habul - Jäger	39.936	16	Hahn - Khodair	27.404	11	14	Siedler - Grenier	1:29.540	1:29.694	9	
12	66	Schandorff - Tujula	22.244	26	Martínez - Onidi	39.953	75	Habul - Jäger	27.417	12	20	Pierburg - Onslow-Cole	1:29.567	1:29.702	10	
13	75	Habul - Jäger	22.265	20	Pierburg - Onslow-Cole	39.957	93	Froggatt - Cheever III	27.417	13	75	Habul - Jäger	1:29.618	1:29.739	11	
14	20	Pierburg - Onslow-Cole	22.280	27	Nicola De Marco	39.967	77	Jedlinski - Lisowski	27.419	14	9	Davide Roda	1:29.618	1:29.826	13	
15	6	Zampieri - Rovera	22.305	77	Jedlinski - Lisowski	39.977	14	Siedler - Grenier	27.447	15	77	Jedlinski - Lisowski	1:29.735	1:29.870	15	
16	26	Martínez - Onidi	22.310	93	Froggatt - Cheever III	40.000	27	Nicola De Marco	27.471	16	27	Nicola De Marco	1:29.785	1:29.955	16	
17	8	Giuseppe Cipriani	22.320	19	Liang - Giammaria	40.042	26	Martínez - Onidi	27.607	17	26	Martínez - Onidi	1:29.870	1:30.029	17	
18	19	Liang - Giammaria	22.325	9	Davide Roda	40.048	6	Zampieri - Rovera	27.632	18	6	Zampieri - Rovera	1:30.037	1:30.266	18	
19	77	Jedlinski - Lisowski	22.339	6	Zampieri - Rovera	40.100	19	Liang - Giammaria	27.672	19	19	Liang - Giammaria	1:30.039	1:30.357	19	
20	27	Nicola De Marco	22.347	8	Giuseppe Cipriani	40.172	8	Giuseppe Cipriani	27.769	20	8	Giuseppe Cipriani	1:30.261	1:30.529	20	
21	5	Stanislaw Jedlinski	22.987	5	Stanislaw Jedlinski	41.566	5	Stanislaw Jedlinski	28.945	21	5	Stanislaw Jedlinski	1:33.498	1:33.560	21	





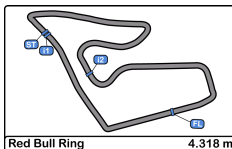
**Red Bull Ring**  
**International GT Open**  
**Race - 2**  
**Leader Sequence**



Red Bull Ring 4.318 m.

Nº	Entrant/Team	Nat	Driver 1	Nat	Status	Driver 2	Nat	Status	Vehicle	Cat	Start Lap	End Lap	Laps	Total Laps
96	Optimum Motorsport		Oliver Wilkinson			<u>Jonny Adam</u>			Aston Martin GT3 AMR M	PRO	1	40	40	40



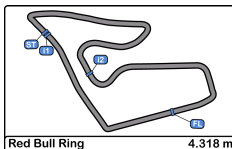


**Red Bull Ring**  
**International GT Open**  
**Race - 2**  
**Best 5 Lap Times**



Cl	Nº	Entrant/Team	Nat	Driver 1	Nat	Status	Driver 2	Nat	Status	Vehicle	Cat	Cl	Best 1		Best 2		Best 3		Best 4		Best 5	
													Time	Lap	Time	Lap	Time	Lap	Time	Lap	Time	Lap
1	10	SPS Automotive Performance	DEU	<b>Miguel Ramos</b>	ESP	PRO	Fabrizio Crestani	ITA		Mercedes AMG GT3	PRO	1	1:28.943	24	1:29.141	25	1:29.209	23	1:29.265	35	1:29.290	26
2	63	Emil Frey Racing	CHE	<b>Albert Costa</b>	ESP		<b>Giacomo Altoè</b>	ITA		Lamborghini Huracan GT3 EVO	PRO	2	1:29.159	30	1:29.230	24	1:29.309	22	1:29.376	28	1:29.427	25
3	3	Senkyr Motorsport	CZE	<b>Beitske Visser</b>	AUT		Richard Gonda	SVK		BMW M6 GT3	PRO	3	1:29.220	26	1:29.225	24	1:29.251	27	1:29.345	25	1:29.420	40
4	17	Teo Martín Motorsport	ESP	<b>Fran Rueda</b>	ESP		Andrés Saravia	USA		McLaren 720 s	PRO	4	1:29.300	24	1:29.409	21	1:29.416	28	1:29.448	20	1:29.469	19
5	59	Teo Martín Motorsport	ESP	Martin Kodrić	CRO	PRO	<b>Henrique Chaves</b>	POR		McLaren 720 s	PRO	5	1:29.307	30	1:29.484	12	1:29.503	11	1:29.543	31	1:29.560	5
6	96	Optimum Motorsport	GBR	Oliver Wilkinson	GBR		<b>Jonny Adam</b>	GBR		Aston Martin GT3 AMR MY2019	PRO	6	1:29.347	5	1:29.388	11	1:29.495	4	1:29.497	12	1:29.501	7
7	25	HTP Motorsport	DEU	<b>Alexander Hrachowina</b>	AUT		Martin Konrad	AUT		Mercedes AMG GT3	AM	1	1:29.389	24	1:29.409	26	1:29.511	29	1:29.575	27	1:29.622	35
8	16	Teo Martín Motorsport	ESP	Marcelo Hahn	BRA	PROAM	<b>Allam Khodair</b>	BRA		McLaren 720 s	PROAM	1	1:29.486	13	1:29.578	21	1:29.586	4	1:29.794	14	1:29.810	17
9	14	Emil Frey Racing	CHE	<b>Norbert Siedler</b>	AUT		Mikaël Grenier	CAN		Lamborghini Huracan GT3 EVO	PRO	7	1:29.694	28	1:29.706	29	1:29.756	23	1:29.802	30	1:29.877	27
10	20	SPS Automotive Performance	DEU	Valentin Pierburg	DEU		<b>Tom Onslow-Cole</b>	GBR		Mercedes AMG GT3	PROAM	2	1:29.702	21	1:29.741	10	1:29.825	17	1:29.841	11	1:29.853	7
11	75	Rowe Racing / SunEnergy1 Racing	DEU	Kenny Habul	AUS		<b>Thomas Jäger</b>	DEU		Mercedes AMG GT3	PROAM	3	1:29.739	22	1:29.747	19	1:30.023	10	1:30.068	20	1:30.122	21
12	66	Vincenzo Sospiri Racing	ITA	<b>Frederik Schandorff</b>	DEN		Tuomas Tujula	FIN		Lamborghini Huracan GT3 EVO	PROAM	4	1:29.802	37	1:29.832	39	1:29.904	26	1:29.939	28	1:29.972	11
13	9	Antonelli MotorSport	ITA	Davide Roda	ITA					Mercedes AMG GT3	AM	2	1:29.826	30	1:29.959	27	1:30.014	32	1:30.051	38	1:30.056	29
14	93	Spirit of Race / Tempesta Racing	GBR	Christopher Froggatt	GBR		<b>Edward Cheever III</b>	ITA		Ferrari 488 GT3	PROAM	5	1:29.842	28	1:29.867	10	1:29.893	32	1:29.944	6	1:30.032	19
15	77	Olimp Racing	POL	Marcin Jedlinski	POL		<b>Mateusz Lisowski</b>	POL		Audi R8 LMS EVO	PROAM	6	1:29.870	14	1:29.926	9	1:29.935	12	1:30.003	13	1:30.049	11
16	27	Lazarus Racing	ITA	Nicola De Marco	ITA					Lamborghini Huracan GT3 EVO	PRO	8	1:29.955	32	1:29.978	25	1:30.021	24	1:30.042	31	1:30.059	28
17	26	Lazarus Racing	ITA	<b>Eliseo Martínez</b>	ESP		Fabio Onidi	ITA		Lamborghini Huracan GT3	PRO	9	1:30.029	26	1:30.163	8	1:30.173	15	1:30.190	13	1:30.243	10
18	6	Antonelli MotorSport	ITA	<b>Daniel Zampieri</b>	ITA		Alessio Rovera	ITA		Mercedes AMG GT3	PRO	10	1:30.266	20	1:30.347	26	1:30.424	23	1:30.517	28	1:30.688	8
19	19	Raton Racing by Target	ITA	Jiatong Liang	CAN		<b>Raffaele Giammaria</b>	ITA		Lamborghini Huracan GT3 EVO	PROAM	7	1:30.357	9	1:30.408	12	1:30.417	15	1:30.470	11	1:30.485	14
20	8	Antonelli MotorSport	ITA	Giuseppe Cipriani	ITA					Mercedes AMG GT3	AM	3	1:30.529	24	1:30.660	32	1:30.667	31	1:30.671	25	1:30.731	26
21	5	Olimp Racing	POL	Stanislaw Jedlinski	POL					Mercedes AMG GT3	AM	4	1:33.560	25	1:34.578	23	1:34.687	26	1:34.711	38	1:34.788	24





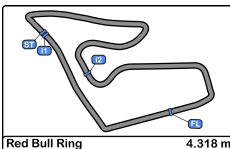
**Red Bull Ring**  
**International GT Open**  
**Race - 2**  
**Best 5 Top Speeds**



Cl	Nº	Entrant/Team	Nat	Driver 1	Nat	Status	Driver 2	Nat	Status	Vehicle	Cat	Cl	Top 1		Top 2		Top 3		Top 4		Top 5		Avg
													Km/h	Lap	Km/h	Lap	Km/h	Lap	Km/h	Lap	Km/h	Lap	
1	3	Senkyr Motorsport		<b>Beitske Visser</b>		PRO	Richard Gonda		PRO	BMW M6 GT3	PRO	1	243.7	27	243.2	34	242.6	22	242.6	37	242.1	20	242.9
2	59	Teo Martín Motorsport		Martin Kodrić		PRO	<b>Henrique Chaves</b>		PRO	McLaren 720 s	PRO	2	241.0	37	240.5	24	240.5	26	240.5	33	240.5	35	240.6
3	96	Optimum Motorsport		Oliver Wilkinson		PRO	<b>Jonny Adam</b>		PRO	Aston Martin GT3 AMR MY2019	PRO	3	241.0	38	240.5	36	240.0	29	240.0	35	240.0	37	240.3
4	16	Teo Martín Motorsport		Marcelo Hahn		PROAM	<b>Allam Khodair</b>		PROAM	McLaren 720 s	PROAM	1	240.5	29	240.0	15	240.0	36	239.4	13	239.4	17	239.8
5	63	Emil Frey Racing		Albert Costa		PRO	<b>Giacomo Altoè</b>		PRO	Lamborghini Huracan GT3 EVO	PRO	4	240.5	36	240.0	27	239.4	35	238.9	30	238.9	31	239.5
6	17	Teo Martín Motorsport		<b>Fran Rueda</b>		PRO	Andrés Saravia		PRO	McLaren 720 s	PRO	5	240.0	37	239.4	16	238.9	30	238.9	39	238.9	40	239.2
7	26	Lazarus Racing		<b>Eliseo Martínez</b>		PRO	Fabio Onidi		PRO	Lamborghini Huracan GT3	PRO	6	240.0	24	239.4	25	238.9	16	238.4	14	237.8	12	238.9
8	93	Spirit of Race / Tempesta Racing		Christopher Froggatt		PROAM	<b>Edward Cheever III</b>		PROAM	Ferrari 488 GT3	PROAM	2	240.0	30	239.4	34	238.9	14	238.9	37	238.4	11	239.1
9	14	Emil Frey Racing		<b>Norbert Siedler</b>		PRO	Mikaël Grenier		PRO	Lamborghini Huracan GT3 EVO	PRO	7	239.4	32	238.4	31	238.4	36	237.8	14	237.8	15	238.4
10	19	Raton Racing by Target		Jiatong Liang		PROAM	<b>Raffaele Giammaria</b>		PROAM	Lamborghini Huracan GT3 EVO	PROAM	3	239.4	31	238.4	33	236.3	19	236.3	36	236.3	37	237.3
11	25	HTP Motorsport		<b>Alexander Hrachowina</b>		AM	Martin Konrad		AM	Mercedes AMG GT3	AM	1	239.4	39	238.9	33	238.9	36	238.9	37	238.4	26	238.9
12	6	Antonelli MotorSport		<b>Daniel Zampieri</b>		PRO	Alessio Rovera		PRO	Mercedes AMG GT3	PRO	8	238.9	31	238.4	27	238.4	33	236.8	29	236.8	30	237.8
13	10	SPS Automotive Performance		<b>Miguel Ramos</b>		PRO	Fabrizio Crestani		PRO	Mercedes AMG GT3	PRO	9	238.9	36	238.4	29	237.8	31	237.8	35	237.3	16	238.0
14	66	Vincenzo Sospiri Racing		<b>Frederik Schandorff</b>		PROAM	Tuomas Tujula		PROAM	Lamborghini Huracan GT3 EVO	PROAM	4	238.4	35	237.8	39	237.8	40	237.3	17	237.3	36	237.7
15	9	Antonelli MotorSport		Davide Roda		AM			AM	Mercedes AMG GT3	AM	2	237.8	3	237.3	35	237.3	37	236.8	30	236.8	36	237.2
16	75	Rowe Racing / SunEnergy1 Racing		Kenny Habul		PROAM	<b>Thomas Jäger</b>		PROAM	Mercedes AMG GT3	PROAM	5	237.8	16	237.3	36	237.3	37	236.8	13	236.8	14	237.2
17	77	Olimp Racing		Marcin Jedlinski		PROAM	<b>Mateusz Lisowski</b>		PROAM	Audi R8 LMS EVO	PROAM	6	237.8	20	237.8	36	237.3	37	236.8	22	236.8	39	237.3
18	27	Lazarus Racing		Nicola De Marco		PRO			PRO	Lamborghini Huracan GT3 EVO	PRO	10	237.3	14	237.3	15	237.3	16	237.3	35	236.8	33	237.2
19	20	SPS Automotive Performance		Valentin Pierburg		PROAM	<b>Tom Onslow-Cole</b>		PROAM	Mercedes AMG GT3	PROAM	7	236.8	37	236.3	33	236.3	34	236.3	35	236.3	36	236.4
20	8	Antonelli MotorSport		Giuseppe Cipriani		AM			AM	Mercedes AMG GT3	AM	3	236.3	37	235.8	19	235.8	34	235.8	36	235.8	39	235.9
21	5	Olimp Racing		Stanislaw Jedlinski		AM			AM	Mercedes AMG GT3	AM	4	234.2	33	233.2	25	233.2	32	233.2	34	232.7	27	233.3





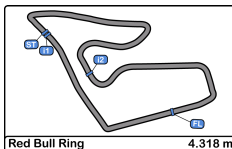


**Red Bull Ring**  
**International GT Open**  
**Race - 2**  
**Fastest Laps Sequence**



Lap	Time of Day	Session Time	Nº	Entrant/Team	Nat	Driver 1	Nat	Status	Driver 2	Nat	Status	Vehicle	Cat	Time	Km/h
2	14:30:45.627	3:01.627	96	Optimum Motorsport	GBR	Oliver Wilkinson	GBR		Jonny Adam	GBR		Aston Martin GT3 AMR MY2019	PRO	1:29.971	172.7
3	14:32:15.273	4:31.273	96	Optimum Motorsport	GBR	Oliver Wilkinson	GBR		Jonny Adam	GBR		Aston Martin GT3 AMR MY2019	PRO	1:29.645	173.4
4	14:33:44.768	6:00.768	96	Optimum Motorsport	GBR	Oliver Wilkinson	GBR		Jonny Adam	GBR		Aston Martin GT3 AMR MY2019	PRO	1:29.495	173.6
5	14:35:14.115	7:30.115	96	Optimum Motorsport	GBR	Oliver Wilkinson	GBR		Jonny Adam	GBR		Aston Martin GT3 AMR MY2019	PRO	1:29.347	173.9
20	14:59:17.321	31:33.321	10	SPS Automotive Performance	DEU	Miguel Ramos	PRT		Fabrizio Crestani	ITA		Mercedes AMG GT3	PRO	1:29.318	174.0
22	15:02:05.765	34:21.765	63	Emil Frey Racing	CHE	Albert Costa	ESP		Giacomo Altoè	ITA		Lamborghini Huracan GT3 EVO	PRO	1:29.309	174.0
23	15:03:46.392	36:02.392	10	SPS Automotive Performance	DEU	Miguel Ramos	PRT		Fabrizio Crestani	ITA		Mercedes AMG GT3	PRO	1:29.209	174.2
24	15:05:15.335	37:31.335	10	SPS Automotive Performance	DEU	Miguel Ramos	PRT		Fabrizio Crestani	ITA		Mercedes AMG GT3	PRO	1:28.943	174.7





**Red Bull Ring**  
**International GT Open**

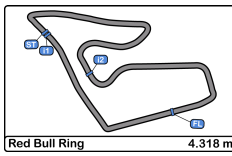
**Race - 2**

**Event Best Maximum Speed**



Nº	Entrant/Team	Nat	Driver 1	Nat	Status	Driver 2	Nat	Status	Vehicle	Cat	Km/h	Session
26	Lazarus Racing	ITA	Eliseo Martínez	ESP		Fabio Onidi	ITA		Lamborghini Huracan GT3	PRO	243.7	Qualifying - 2 Driver - 2
3	Senkyr Motorsport	CZE	Beitske Visser	NLD		Richard Gonda	SVK		BMW M6 GT3	PRO	243.7	Race - 2
96	Optimum Motorsport	GBR	Oliver Wilkinson	GBR		Jonny Adam	GBR		Aston Martin GT3 AMR MY2019	PRO	243.2	Qualifying - 2 Driver - 2
59	Teo Martín Motorsport	ESP	Martin Kodrić	HRV		Henrique Chaves	PRT		McLaren 720 s	PRO	241.0	Qualifying - 2 Driver - 2
16	Teo Martín Motorsport	ESP	Marcelo Hahn	BRA		Allam Khodair	BRA		McLaren 720 s	PROAM	240.5	Race - 1
93	Spirit of Race / Tempesta Racing	GBR	Christopher Froggatt	GBR		Edward Cheever III	ITA		Ferrari 488 GT3	PROAM	240.5	Qualifying - 2 Driver - 2
63	Emil Frey Racing	CHE	Albert Costa	ESP		Giacomo Altoè	ITA		Lamborghini Huracan GT3 EVO	PRO	240.5	Race - 2
17	Teo Martín Motorsport	ESP	Fran Rueda	ESP		Andrés Saravia	GTM		McLaren 720 s	PRO	240.0	Qualifying - 2 Driver - 2
6	Antonelli MotorSport	ITA	Daniel Zampieri	ITA		Alessio Rovera	ITA		Mercedes AMG GT3	PRO	239.4	Free Practice - 1
19	Raton Racing by Target	ITA	Jiatong Liang	CHN		Raffaele Giammaria	ITA		Lamborghini Huracan GT3 EVO	PROAM	239.4	Race - 2
14	Emil Frey Racing	CHE	Norbert Siedler	AUT		Mikaël Grenier	CAN		Lamborghini Huracan GT3 EVO	PRO	239.4	Race - 2
25	HTP Motorsport	DEU	Alexander Hrachowina	AUT		Martin Konrad	AUT		Mercedes AMG GT3	AM	239.4	Race - 2
9	Antonelli MotorSport	ITA	Davide Roda	ITA					Mercedes AMG GT3	AM	238.9	Free Practice - 1
10	SPS Automotive Performance	DEU	Miguel Ramos	PRT		Fabrizio Crestani	ITA		Mercedes AMG GT3	PRO	238.9	Race - 1
66	Vincenzo Sospiri Racing	ITA	Frederik Schandorff	DNK		Tuomas Tujula	FIN		Lamborghini Huracan GT3 EVO	PROAM	238.9	Qualifying - 2 Driver - 2
75	Rowe Racing / SunEnergy1 Racing	DEU	Kenny Habul	AUS		Thomas Jäger	DEU		Mercedes AMG GT3	PROAM	237.8	Qualifying - 2 Driver - 2
77	Olimp Racing	POL	Marcin Jedlinski	POL		Mateusz Lisowski	POL		Audi R8 LMS EVO	PROAM	237.8	Race - 2
27	Lazarus Racing	ITA	Nicola De Marco	ITA					Lamborghini Huracan GT3 EVO	PRO	237.3	Race - 1
20	SPS Automotive Performance	DEU	Valentin Pierburg	DEU		Tom Onslow-Cole	GBR		Mercedes AMG GT3	PROAM	237.3	Qualifying - 2 Driver - 2
8	Antonelli MotorSport	ITA	Giuseppe Cipriani	ITA					Mercedes AMG GT3	AM	236.3	Qualifying - 2 Driver - 2
5	Olimp Racing	POL	Stanislaw Jedlinski	POL					Mercedes AMG GT3	AM	234.7	Qualifying - 2 Driver - 2



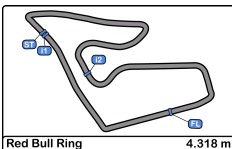


**Red Bull Ring**  
**International GT Open**  
**Race - 2**  
**Lap Chart**



LAP			1	2	3	4	5	6	7	8	9	10	11	12	13	14	15	16	17	18	19	20	21	22	23	24	25	26	27	28	29	30	31	32	33	34	35	
96	<b>1</b>	96	96	96	96	96	96	96	96	96	96	96	96	96	96	96	96	96	96	96	96	96	96	96	96	96	96	96	96	96	96	96	96	96	96	96	96	96
59	<b>2</b>	59	59	59	59	59	59	59	59	59	59	59	59	59	59	59	59	20	20	20	20	20	20	20	20	17	17	17	17	17	17	17	17	17	17	17	17	17
63	<b>3</b>	63	20	20	20	20	20	20	20	20	20	20	20	20	20	20	20	63	16	16	16	16	16	16	20	20	20	20	20	20	20	20	14	14	14	14	14	
20	<b>4</b>	20	63	63	63	63	63	63	63	63	63	63	63	63	63	63	63	59	63	77	77	77	77	77	16	14	14	14	14	14	14	14	63	63	63	63	63	
93	<b>5</b>	93	17	17	17	17	17	17	17	17	17	17	17	17	17	17	16	16	77	93	93	75	75	75	14	16	16	63	63	63	63	63	63	20	59	59	59	
17	<b>6</b>	17	16	16	16	16	16	16	16	16	16	16	16	16	16	16	77	77	93	75	75	93	9	9	77	77	63	16	16	59	59	59	59	20	20	20	20	
16	<b>7</b>	16	66	77	77	77	77	77	77	77	77	77	77	77	77	77	77	17	93	75	9	9	9	27	17	63	63	59	59	59	16	16	16	77	77	77	77	
77	<b>8</b>	77	77	66	66	66	66	66	66	66	66	66	66	66	66	66	66	66	66	3	27	27	27	17	14	59	59	77	77	77	77	77	77	10	10	10	10	
14	<b>9</b>	14	93	93	93	93	93	93	93	93	93	93	93	93	93	93	93	75	9	17	17	17	14	63	26	26	26	26	26	26	75	75	75	16	16	16	3	
3	<b>10</b>	3	14	14	14	14	14	14	14	14	14	14	14	14	14	14	14	14	27	14	14	14	26	26	75	75	75	75	75	10	10	10	75	3	3	16	16	
66	<b>11</b>	66	26	26	26	26	26	26	26	26	26	26	26	26	26	26	26	75	3	17	26	26	26	63	59	93	93	93	93	93	3	3	3	75	75	75	75	
75	<b>12</b>	75	75	75	75	75	75	75	75	75	75	75	75	75	75	75	75	3	19	14	63	63	63	59	93	10	10	10	10	10	3	93	93	93	93	93	93	
26	<b>13</b>	26	3	3	3	3	3	3	3	3	3	3	3	3	3	3	3	26	9	26	59	59	59	93	10	3	3	3	3	66	66	66	66	66	66	66		
10	<b>14</b>	10	6	6	6	19	19	19	19	19	19	19	19	19	19	19	19	19	27	59	10	10	10	10	3	66	66	66	66	66	27	27	27	27	27	27	27	
19	<b>15</b>	19	9	9	19	6	6	6	6	6	6	6	6	6	6	6	6	9	8	10	3	3	3	3	66	27	27	27	27	27	19	19	19	19	19	19	19	
6	<b>16</b>	6	10	19	9	9	9	9	9	9	9	9	9	9	9	9	9	8	17	66	66	66	66	66	27	19	19	19	19	19	6	6	6	6	6	6	8	
27	<b>17</b>	27	19	10	10	10	10	10	10	10	10	10	10	10	10	10	10	6	26	19	19	19	19	19	19	6	6	6	6	6	8	8	8	8	8	8	25	
9	<b>18</b>	9	8	8	8	8	8	8	8	8	8	8	8	8	8	8	8	27	10	6	6	6	6	6	6	8	8	8	8	8	9	9	9	9	9	25	9	
8	<b>19</b>	8	25	25	25	25	25	25	25	25	25	25	25	25	25	25	25	10	6	8	8	8	8	8	8	9	9	9	9	9	25	25	25	25	25	9	6	
25	<b>20</b>	25	5	5	27	27	27	27	27	27	27	27	27	27	27	27	25	25	25	25	25	25	25	25	25	25	25	25	25	5	5	5	5	5	5	5		
5	<b>21</b>	5	27	27	5	5	5	5	5	5	5	5	5	5	5	5	5	5	5	5	5	5	5	5	5	5	5	5	5	5	5	5	5	5	5	5	5	





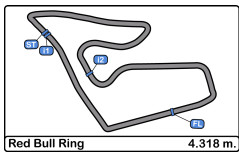
**Red Bull Ring**  
**International GT Open**  
**Race - 2**  
**Lap Chart**



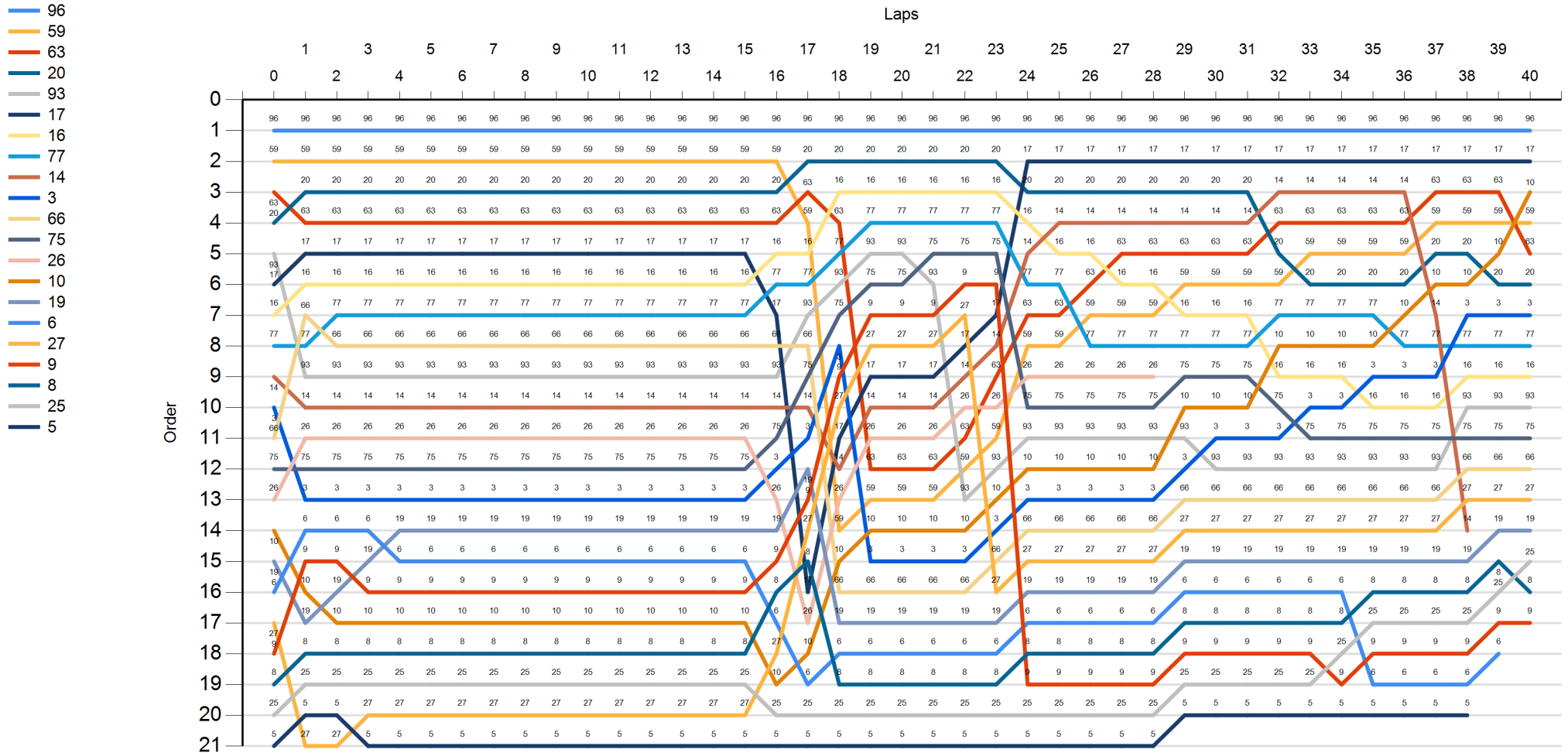
**LAP**

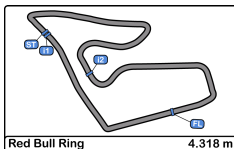
Nr	Po	36	37	38	39	40
96	<b>1</b>	96	96	96	96	96
59	<b>2</b>	17	17	17	17	17
63	<b>3</b>	14	63	63	63	10
20	<b>4</b>	63	59	59	59	59
93	<b>5</b>	59	20	20	10	63
17	<b>6</b>	20	10	10	20	20
16	<b>7</b>	10	14	3	3	3
77	<b>8</b>	77	77	77	77	77
14	<b>9</b>	3	3	16	16	16
3	<b>10</b>	16	16	93	93	93
66	<b>11</b>	75	75	75	75	75
75	<b>12</b>	93	93	66	66	66
26	<b>13</b>	66	66	27	27	27
10	<b>14</b>	27	27	14	19	19
19	<b>15</b>	19	19	19	8	25
6	<b>16</b>	8	8	8	25	8
27	<b>17</b>	25	25	25	9	9
9	<b>18</b>	9	9	9	6	
8	<b>19</b>	6	6	6		
25	<b>20</b>	5	5	5		
5	<b>21</b>					





**Red Bull Ring**  
**International GT Open**  
**Race - 2**  
**Graphic Lap Chart**



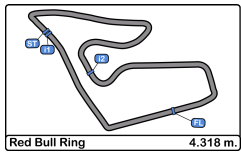


**Red Bull Ring**  
**International GT Open**  
**Race - 2**  
**Pit Stop Analysis**



Nr.	In Day Time	Entrant/Team	Nat	Driver 1	Nat	Status	Driver 2	Nat	Status	Vehicle	Cat	In Time	Stop N°	Pit Time	Handicap	Penalty
17	14:51:49.255	Teo Martín Motorsport	ESP	<b>Fran Rueda</b>	ESP		Andrés Saravia	GTM		McLaren 720 s	PRO	24:05.712	1	1:05.377	1:05	
26	14:51:58.346	Lazarus Racing	ITA	<b>Eliseo Martínez</b>	ESP		Fabio Onidi	ITA		Lamborghini Huracan GT3	PRO	24:14.803	1	1:04.769	1:05	-0.231
6	14:52:10.781	Antonelli MotorSport	ITA	<b>Daniel Zampieri</b>	ITA		Alessio Rovera	ITA		Mercedes AMG GT3	PRO	24:27.238	1	1:10.366	1:05	
10	14:52:11.898	SPS Automotive Performance	DEU	<b>Miguel Ramos</b>	PRT		Fabrizio Crestani	ITA		Mercedes AMG GT3	PRO	24:28.355	1	1:05.659	1:05	
25	14:52:19.252	HTP Motorsport	DEU	<b>Alexander Hrachowina</b>	AUT		Martin Konrad	AUT		Mercedes AMG GT3	AM	24:35.709	1	1:26.900	1:25	
59	14:53:13.524	Teo Martín Motorsport	ESP	Martin Kodrić	HRV		<b>Henrique Chaves</b>	PRT		McLaren 720 s	PRO	25:29.981	1	1:25.389	1:25	
66	14:53:24.694	Vincenzo Sospiri Racing	ITA	<b>Frederik Schandorff</b>	DNK		Tuomas Tujula	FIN		Lamborghini Huracan GT3	PROAM	25:41.152	1	1:24.841	1:20	
14	14:53:26.559	Emil Frey Racing	CHE	<b>Norbert Siedler</b>	AUT		Mikaël Grenier	CAN		Lamborghini Huracan GT3	PRO	25:43.017	1	1:05.712	1:05	
19	14:53:34.141	Raton Racing by Target	ITA	Jiatong Liang	CHN		<b>Raffaele Giammaria</b>	ITA		Lamborghini Huracan GT3	PROAM	25:50.599	1	1:14.824	1:10	
8	14:53:46.759	Antonelli MotorSport	ITA	Giuseppe Cipriani	ITA					Mercedes AMG GT3	AM	26:03.217	1	1:03.269	1:05	-1.731
63	14:54:47.936	Emil Frey Racing	CHE	Albert Costa	ESP		<b>Giacomo Altoè</b>	ITA		Lamborghini Huracan GT3	PRO	27:04.393	1	1:20.707	1:20	
3	14:55:02.417	Senkyr Motorsport	CZE	<b>Beitske Visser</b>	NLD		Richard Gonda	SVK		BMW M6 GT3	PRO	27:18.874	1	1:16.284	1:15	
5	14:55:10.394	Olimp Racing	POL	Stanislaw Jedlinski	POL					Mercedes AMG GT3	AM	27:26.851	1	1:10.395	1:05	
93	14:59:29.334	Spirit of Race / Tempesta Racing	GBR	Christopher Froggatt	GBR		<b>Edward Cheever III</b>	ITA		Ferrari 488 GT3	PROAM	31:45.791	1	1:12.717	1:10	
27	15:01:19.295	Lazarus Racing	ITA	Nicola De Marco	ITA					Lamborghini Huracan GT3	PRO	33:35.752	1	1:05.579	1:05	
96	15:02:08.136	Optimum Motorsport	GBR	Oliver Wilkinson	GBR		<b>Jonny Adam</b>	GBR		Aston Martin GT3 AMR	PRO	34:24.594	1	1:06.525	1:05	
20	15:02:15.913	SPS Automotive Performance	DEU	Valentin Pierburg	DEU		<b>Tom Onslow-Cole</b>	GBR		Mercedes AMG GT3	PROAM	34:32.370	1	1:06.041	1:05	
16	15:02:19.727	Teo Martín Motorsport	ESP	Marcelo Hahn	BRA		<b>Allam Khodair</b>	BRA		McLaren 720 s	PROAM	34:36.184	1	1:11.963	1:10	
77	15:02:25.604	Olimp Racing	POL	Marcin Jedlinski	POL		<b>Mateusz Lisowski</b>	POL		Audi R8 LMS EVO	PROAM	34:42.062	1	1:06.566	1:05	
75	15:02:29.372	Rowe Racing / SunEnergy1	DEU	Kenny Habul	AUS		<b>Thomas Jäger</b>	DEU		Mercedes AMG GT3	PROAM	34:45.829	1	1:10.788	1:10	
9	15:02:48.166	Antonelli MotorSport	ITA	Davide Roda	ITA					Mercedes AMG GT3	AM	35:04.623	1	1:25.182	1:25	
6	15:25:46.398	Antonelli MotorSport	ITA	<b>Daniel Zampieri</b>	ITA		Alessio Rovera	ITA		Mercedes AMG GT3	PRO	58:02.856	2	1:02.890	1:05	-2.110

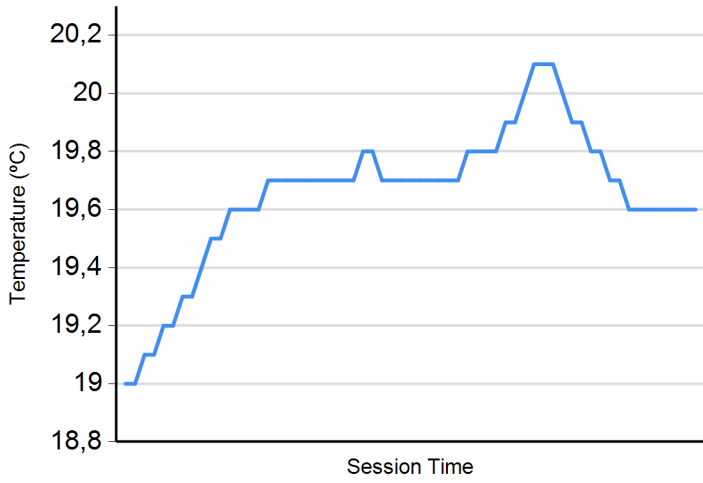




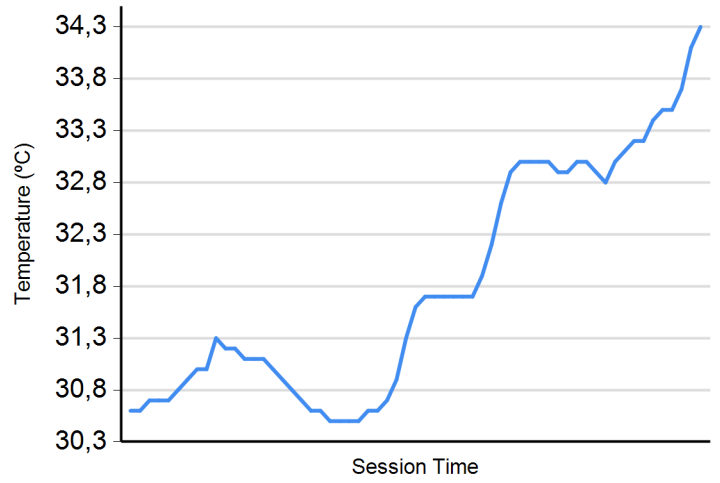
**Red Bull Ring**  
**International GT Open**  
**Race - 2**  
**Weather Report**



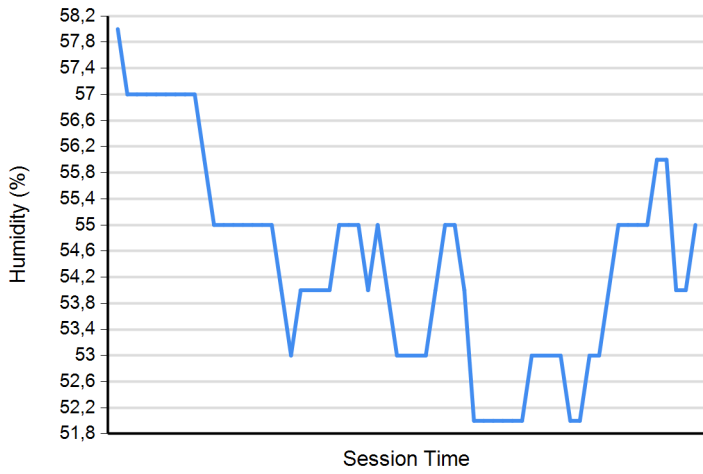
**Air Temperature**



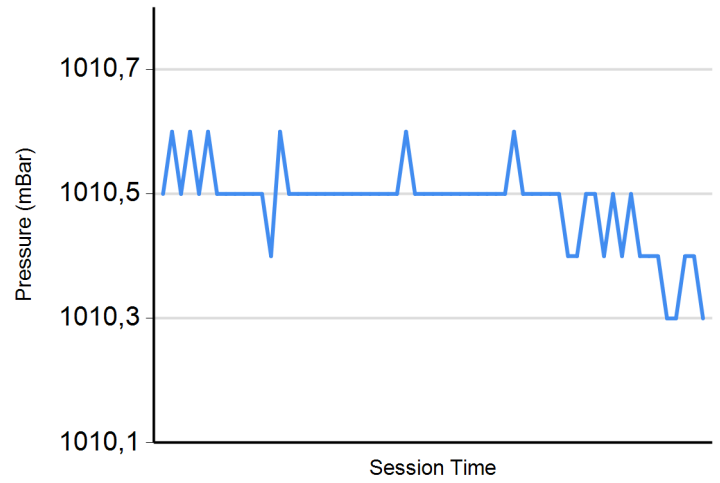
**Track Temperature**



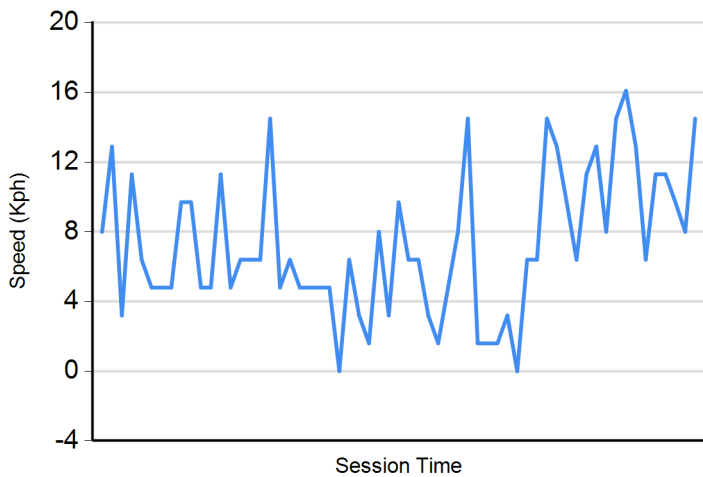
**Humidity**



**Pressure**



**Wind Speed**



**Wind direction**

North = 0°/360° Est = 90° South = 180° West = 270°

