PORSCHE

CARRERA CUP
FRANCE

DTM Misano

race 2

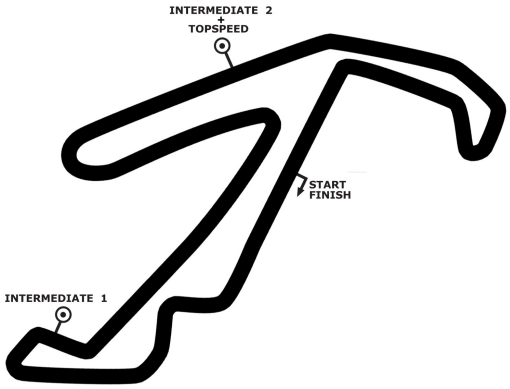

Misano World Circuit 4226 m

07. - 09.06.2019

wige SOLUTIONS

DTM Misano

Misano World Circuit, length 4226 m

07. - 09.06.2019

Porsche Carrera Cup France

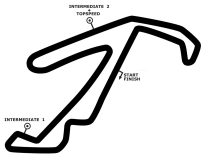

PORSCHE
CARRERA CUP
FRANCE

Result race 2, 09.06.2019

-Reg.No.: 50/2019

started : 14 **classified : 13** **not classified : 1**

Pos	No.	Cl.	R	Entrant / Driver, Place	Sponsor / Make	Lap	Time total	Interval / GAP	Avg. / Total	fastest / Avg.	at Lap	Pts	Pts Cl
1	85	Pro				18	43:20.285		105.313	1:39.111	9		
				Come Ledogar / FRA	Porsche GT3 Cup 991					153.501			
2	1	Pro				18	43:22.477	02.192	105.225	1:39.125	12		
				Ayhancan Güven / TUR	Porsche GT3 Cup 991			02.192		153.479			
3	10	Pro				18	43:25.429	05.144	105.105	1:39.309	10		
				Florian Latorre / FRA	Porsche GT3 Cup 991			02.952		153.195			
4	11	Pro				18	43:26.772	06.487	105.051	1:39.525	12		
				Enzo Guibbert / FRA	Porsche GT3 Cup 991			01.343		152.862			
5	74	Pro				18	43:31.232	10.947	104.872	1:39.817	10		
				Victor Blugeon / FRA	Porsche GT3 Cup 991			04.460		152.415			
6	32	Pro				18	43:37.068	16.783	104.638	1:40.211	9		
				Gianmarco Quaresmini / ITA	Porsche GT3 Cup 991			05.836		151.816			
7	4	Pro				18	43:45.444	25.159	104.304	1:40.189	9		
				Baptiste Moulin / BEL	Porsche GT3 Cup 991			08.376		151.849			
8	55	Pro-AM				18	43:45.727	25.442	104.293	1:40.251	11		
				Nicolas Misslin / FRA	Porsche GT3 Cup 991			00.283		151.755			
9	911	Pro-AM				18	43:47.320	27.035	104.230	1:40.725	11		
				Christophe Lapierre / FRA	Porsche GT3 Cup 991			01.593		151.041			
10	88	Pro-AM				18	43:49.199	28.914	104.155	1:40.728	9		
				Stephane Denoual / FRA	Porsche GT3 Cup 991			01.879		151.036			
11	44	Am				18	44:07.669	47.384	103.429	1:42.351	16		
				Denis Papin / FRA	Porsche GT3 Cup 991			18.470		148.641			
12	52	Pro				17	42:19.309	1 Runde	101.851	1:39.283	8		
				Marvin Klein / FRA	Porsche GT3 Cup 991			1 Runde		153.235			
13	2	Pro				14	37:38.054	4 Runden	94.325	1:39.293	9		
				Hugo Chevalier / FRA	Porsche GT3 Cup 991			3 Runden		153.219			
NOT CLASSIFIED													
	5	Pro				2	3:32.270	16 Runden	143.342	1:43.152	2		
				Adam Eteki / FRA	Porsche GT3 Cup 991					147.487			

fastest lap: 85 Ledogar Come 1:39.111 =153.501 km/h

Subject to final scrutineering !

Issued:	Clerk of the Course:	Timekeeper:

DTM Misano

Misano World Circuit, length 4226 m

07. - 09.06.2019

Porsche Carrera Cup France

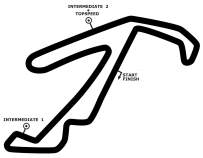

PORSCHE
CARRERA CUP
FRANCE

Result Class race 2

-Reg.No.: 50/2019

POS	No	Cl.	Driver, Place	Entrant Sponsor	Laps	Time	Gap	Int	Avg Total	Best Avg	
Am											
Started: 1			**Classified: 1**	**Not Classified: 0**							
1	44	Am	Denis Papin		18	44:07.669			103.429	1:42.351	16
			subject to final scrutineering								
Pro											
Started: 10			**Classified: 9**	**Not Classified: 1**							
1	85	Pro	Come Ledogar		18	43:20.285			105.313	1:39.111	9
2	1	Pro	Ayhancan Güven		18	43:22.477	02.192		105.225	1:39.125	12
3	10	Pro	Florian Latorre		18	43:25.429	05.144		105.105	1:39.309	10
4	11	Pro	Enzo Guibbert		18	43:26.772	06.487		105.051	1:39.525	12
5	74	Pro	Victor Blugeon		18	43:31.232	10.947		104.872	1:39.817	10
6	32	Pro	Gianmarco Quaresmini		18	43:37.068	16.783		104.638	1:40.211	9
7	4	Pro	Baptiste Moulin		18	43:45.444	25.159		104.304	1:40.189	9
8	52	Pro	Marvin Klein		17	42:19.309	1 Rd.		101.851	1:39.283	8
9	2	Pro	Hugo Chevalier		14	37:38.054	4 Rd.		94.325	1:39.293	9
NOT CLASSIFIED											
	5	Pro	Adam Eteki		2	3:32.270	16 Rd.		143.342	1:43.152	2
			subject to final scrutineering								
Pro-AM											
Started: 3			**Classified: 3**	**Not Classified: 0**							
1	55	Pro-	Nicolas Misslin		18	43:45.727			104.293	1:40.251	11
2	911	Pro-	Christophe Lapierre		18	43:47.320	01.593		104.230	1:40.725	11
3	88	Pro-	Stephane Denoual		18	43:49.199	03.472		104.155	1:40.728	9

Fastest Laptime: 55 Misslin Nicolas 1:40.251 = 151.755 km/h

subject to final scrutineering

Issued: **- Clerk of the Course:** **- Timekeeper:**

DTM Misano

Misano World Circuit, length 4226 m

07. - 09.06.2019

Porsche Carrera Cup France

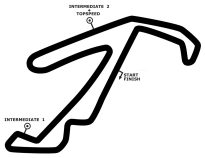

PORSCHE
CARRERA CUP
FRANCE

Lap by Lap race 2, 09.06.2019

-Reg.No.: 50/2019

1	Ayhancan Güven , Porsche GT3 Cup 991 Pro / TUR														
1	1:46.106	2	1:40.047	3	1:40.055	4	1:40.849	pit	3:17.751	6	13:21.475	7	1:39.742	8	1:39.624
9	1:39.139	10	1:39.266	11	1:39.338	12	**1:39.125**	13	1:39.549	14	1:39.813	15	1:39.632	16	1:40.199
17	1:40.366	18	1:40.401												

2	Hugo Chevalier , Porsche GT3 Cup 991 Pro / FRA														
1	1:46.410	2	1:40.432	3	1:41.208	4	1:40.109	pit	3:22.549	6	13:16.357	7	1:40.001	8	1:39.848
9	**1:39.293**	10	1:39.381	11	1:39.624	12	1:39.905	13	1:40.093	pit	2:32.844				

4	Baptiste Moulin , Porsche GT3 Cup 991 Pro / BEL														
1	1:51.613	2	1:44.107	3	1:42.728	4	1:42.304	pit	3:21.471	6	13:07.427	7	1:41.312	8	1:40.710
9	**1:40.189**	10	1:40.515	11	1:40.633	12	1:41.996	13	1:41.475	14	1:41.744	15	1:41.757	16	1:41.290
17	1:41.525	18	1:42.648												

5	Adam Eteki , Porsche GT3 Cup 991 Pro / FRA														
1	1:49.118	2	**1:43.152**												

10	Florian Latorre , Porsche GT3 Cup 991 Pro / FRA														
1	1:47.826	2	1:39.634	3	1:40.773	4	1:40.507	pit	3:24.111	6	13:14.794	7	1:39.668	8	1:39.858
9	1:39.471	10	**1:39.309**	11	1:39.611	12	1:40.052	13	1:39.910	14	1:40.064	15	1:39.511	16	1:39.870
17	1:39.637	18	1:40.823												

11	Enzo Guibbert , Porsche GT3 Cup 991 Pro / FRA														
1	1:48.249	2	1:40.468	3	1:41.572	4	1:40.802	pit	3:23.600	6	13:13.124	7	1:40.370	8	1:39.729
9	1:39.552	10	1:39.931	11	1:39.829	12	**1:39.525**	13	1:39.701	14	1:40.057	15	1:40.024	16	1:40.125
17	1:40.015	18	1:40.099												

32	Gianmarco Quaresmini , Porsche GT3 Cup 991 Pro / ITA														
1	1:48.472	2	1:40.999	3	1:41.132	4	1:41.306	pit	3:26.563	6	13:10.159	7	1:41.599	8	1:40.355
9	**1:40.211**	10	1:40.298	11	1:40.231	12	1:40.785	13	1:40.883	14	1:40.652	15	1:40.613	16	1:40.894
17	1:40.735	18	1:41.181												

44	Denis Papin , Porsche GT3 Cup 991 Am / FRA														
1	1:54.473	2	1:54.847	3	1:47.339	4	1:45.462	pit	3:23.410	6	12:47.179	7	1:43.646	8	1:43.239
9	1:42.714	10	1:42.862	11	1:42.510	12	1:42.437	13	1:42.848	14	1:43.337	15	1:42.727	16	**1:42.351**
17	1:42.791	18	1:43.497												

52	Marvin Klein , Porsche GT3 Cup 991 Pro / FRA														
1	1:47.410	2	1:39.391	3	1:39.831	4	1:40.676	pit	3:19.967	6	13:19.458	7	1:39.935	8	**1:39.283**
9	1:39.453	10	1:39.615	11	1:39.833	12	1:39.970	13	1:39.976	14	1:41.234	15	1:40.100	pit	1:53.573
17	1:59.604														

55	Nicolas Misslin , Porsche GT3 Cup 991 Pro-AM / FRA														
1	1:51.367	2	1:53.066	3	1:45.646	4	1:44.407	pit	3:21.291	6	12:56.286	7	1:42.152	8	1:40.374
9	1:40.322	10	1:40.826	11	**1:40.251**	12	1:41.474	13	1:41.312	14	1:41.297	15	1:40.805	16	1:41.067
17	1:41.217	18	1:42.567												

74	Victor Blugeon , Porsche GT3 Cup 991 Pro / FRA														
1	1:47.991	2	1:40.403	3	1:41.726	4	1:41.283	pit	3:25.315	6	13:11.832	7	1:41.393	8	1:40.225
9	1:39.835	10	**1:39.817**	11	1:39.886	12	1:39.959	13	1:40.071	14	1:40.053	15	1:40.142	16	1:40.090

DTM Misano

Misano World Circuit, length 4226 m

07. - 09.06.2019

Porsche Carrera Cup France

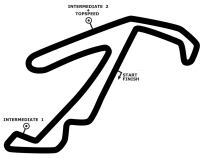

PORSCHE
CARRERA CUP
FRANCE

Lap by Lap race 2, 09.06.2019

-Reg.No.: 50/2019

17	1:40.624	18	1:40.587												

85	**Come Ledogar , Porsche GT3 Cup 991 Pro / FRA**														
1	1:45.282	2	1:40.011	3	1:40.074	4	1:39.798	pit	3:14.739	6	13:26.132	7	1:39.647	8	1:39.254
9	**1:39.111**	10	1:39.173	11	1:39.427	12	1:39.462	13	1:39.650	14	1:39.308	15	1:39.640	16	1:39.715
17	1:39.746	18	1:40.116												

88	**Stephane Denoual , Porsche GT3 Cup 991 Pro-AM / FRA**														
1	1:52.336	2	1:45.049	3	1:43.466	4	1:42.960	pit	3:25.611	6	13:01.521	7	1:41.569	8	1:41.147
9	**1:40.728**	10	1:42.244	11	1:40.926	12	1:41.566	13	1:41.162	14	1:41.258	15	1:42.537	16	1:41.272
17	1:41.588	18	1:42.259												

911	**Christophe Lapierre , Porsche GT3 Cup 991 Pro-AM / FRA**														
1	1:51.938	2	1:45.081	3	1:42.384	4	1:42.321	pit	3:23.691	6	13:05.076	7	1:41.418	8	1:41.105
9	1:41.029	10	1:40.842	11	**1:40.725**	12	1:42.581	13	1:41.125	14	1:41.491	15	1:41.541	16	1:41.319
17	1:41.529	18	1:42.124												

DTM Misano

Misano World Circuit, length 4226 m

07. - 09.06.2019

Porsche Carrera Cup France

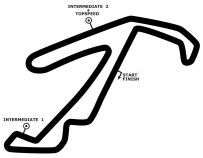

PORSCHE
CARRERA CUP
FRANCE

Lap Analysis race 2, 09.06.2019

-Reg.No.: 50/2019

1 Ayhancan Güven , Porsche GT3 Cup 991 Pro / TUR — theoretical besttime: 1:38.834

Lap	Time	S1	V1	S2	V2	S3	V3	Vmax	Lap	Time	S1	V1	S2	V2	S3	V3	Vmax
1	1:46.106	32.133	122	38.289	217	35.684	200	217	10	1:39.266	26.269	128	37.844	218	35.153	204	218
2	1:40.047	26.415	127	38.110	217	35.522	201	217	11	1:39.338	26.461	129	37.956	218	34.921	204	218
3	1:40.055	26.527	***130***	37.883	217	35.645	201	217	12	***1:39.125***	26.435	127	***37.656***	***219***	35.034	203	***219***
4	1:40.849	26.270	128	38.025	217	36.554	150	217	13	1:39.549	26.279	129	38.066	219	35.204	204	219
5	3:17.751	32.855	96	1:11.276	98			98	14	1:39.813	26.398	130	38.072	219	35.343	203	219
6	13:21.475	11:27	78	56.334	134	57.795	***204***	134	15	1:39.632	26.520	128	37.872	218	35.240	204	218
7	1:39.742	26.648	126	37.973	217	35.121	204	217	16	1:40.199	26.658	130	38.162	218	35.379	203	218
8	1:39.624	26.545	129	37.904	218	35.175	204	218	17	1:40.366	26.587	126	38.513	218	35.266	202	218
9	1:39.139	***26.267***	128	37.961	217	***34.911***	203	217	18	1:40.401	26.982	128	38.232	218	35.187	202	218

2 Hugo Chevalier , Porsche GT3 Cup 991 Pro / FRA — theoretical besttime: 1:38.971

Lap	Time	S1	V1	S2	V2	S3	V3	Vmax	Lap	Time	S1	V1	S2	V2	S3	V3	Vmax
1	1:46.410	32.355	125	38.524	217	35.531	203	217	8	1:39.848	26.498	129	38.023	218	35.327	202	218
2	1:40.432	26.662	128	38.060	218	35.710	186	218	9	***1:39.293***	26.475	127	37.964	217	***34.854***	204	217
3	1:41.208	27.286	126	38.060	218	35.862	199	218	10	1:39.381	26.289	127	38.003	218	35.089	204	218
4	1:40.109	***26.289***	***131***	37.904	218	35.916	146	218	11	1:39.624	26.374	130	38.083	219	35.167	205	219
5	3:22.549	34.309	100	1:10.442	110			110	12	1:39.905	26.524	130	38.346	***220***	35.035	***206***	***220***
6	13:16.357	11:23	84	56.332	159	56.975	203	159	13	1:40.093	26.479	127	38.232	219	35.382	204	219
7	1:40.001	26.757	126	***37.828***	219	35.416	201	219	14	2:32.844	26.494	128	40.697	118			118

4 Baptiste Moulin , Porsche GT3 Cup 991 Pro / BEL — theoretical besttime: 1:40.178

Lap	Time	S1	V1	S2	V2	S3	V3	Vmax	Lap	Time	S1	V1	S2	V2	S3	V3	Vmax
1	1:51.613	35.594	123	39.336	216	36.683	200	216	10	1:40.515	26.716	128	38.456	216	***35.343***	***203***	216
2	1:44.107	27.231	125	38.773	***217***	38.103	190	***217***	11	1:40.633	26.578	129	38.505	216	35.550	202	216
3	1:42.728	27.711	126	38.654	215	36.363	202	215	12	1:41.996	26.984	126	39.284	217	35.728	201	217
4	1:42.304	27.207	126	38.556	215	36.541	194	215	13	1:41.475	27.139	125	38.702	216	35.634	203	216
5	3:21.471	30.395	101	1:06.820	111			111	14	1:41.744	27.041	126	38.659	216	36.044	199	216
6	13:07.427	11:15	96	57.984	162	54.189	199	162	15	1:41.757	27.068	126	38.811	216	35.878	197	216
7	1:41.312	27.321	124	38.499	217	35.492	202	217	16	1:41.290	27.130	126	38.516	216	35.644	203	216
8	1:40.710	26.698	128	38.457	217	35.555	201	217	17	1:41.525	27.114	125	38.696	216	35.715	199	216
9	***1:40.189***	***26.487***	***129***	***38.348***	216	35.354	201	216	18	1:42.648	27.498	121	38.975	217	36.175	199	217

5 Adam Eteki , Porsche GT3 Cup 991 Pro / FRA — theoretical besttime: 1:40.977

Lap	Time	S1	V1	S2	V2	S3	V3	Vmax	Lap	Time	S1	V1	S2	V2	S3	V3	Vmax
1	1:49.118	34.567	118	38.791	216	***35.760***	***199***	216	2	***1:43.152***	***27.015***	***125***	***38.202***	***217***	37.935	199	***217***

10 Florian Latorre , Porsche GT3 Cup 991 Pro / FRA — theoretical besttime: 1:38.978

Lap	Time	S1	V1	S2	V2	S3	V3	Vmax	Lap	Time	S1	V1	S2	V2	S3	V3	Vmax
1	1:47.826	32.792	126	38.822	213	36.212	199	213	10	***1:39.309***	26.452	130	***37.739***	219	35.118	204	219
2	1:39.634	26.475	129	37.975	217	35.184	201	217	11	1:39.611	26.474	129	37.926	219	35.211	204	219
3	1:40.773	26.908	127	38.036	***219***	35.829	200	***219***	12	1:40.052	26.573	128	38.190	219	35.289	202	219
4	1:40.507	26.468	129	37.960	218	36.079	125	218	13	1:39.910	26.445	128	38.054	219	35.411	204	219
5	3:24.111	34.305	115	1:11.031	112			112	14	1:40.064	26.506	128	38.224	216	35.334	202	216
6	13:14.794	11:21	93	57.786	106	55.527	199	106	15	1:39.511	***26.309***	129	38.059	217	35.143	203	217
7	1:39.668	26.435	127	38.057	218	35.176	***204***	218	16	1:39.870	26.349	129	38.198	218	35.323	200	218
8	1:39.858	26.610	128	37.926	219	35.322	204	219	17	1:39.637	26.492	126	38.022	218	35.123	203	218
9	1:39.471	26.494	***130***	38.047	218	***34.930***	204	218	18	1:40.823	26.678	128	37.933	218	36.212	199	218

11 Enzo Guibbert , Porsche GT3 Cup 991 Pro / FRA — theoretical besttime: 1:39.405

Lap	Time	S1	V1	S2	V2	S3	V3	Vmax	Lap	Time	S1	V1	S2	V2	S3	V3	Vmax
1	1:48.249	33.769	126	38.660	218	35.820	201	218	10	1:39.931	26.654	129	38.077	217	35.200	202	217
2	1:40.468	26.735	124	38.407	218	35.326	202	218	11	1:39.829	26.671	129	38.153	217	***35.005***	203	217
3	1:41.572	26.807	119	38.735	***219***	36.030	202	***219***	12	***1:39.525***	***26.432***	128	38.038	218	35.055	203	218
4	1:40.802	26.806	124	38.051	219	35.945	164	219	13	1:39.701	26.627	128	38.034	218	35.040	202	218
5	3:23.600	34.457	99	1:10.089	107			107	14	1:40.057	26.545	126	38.115	217	35.397	203	217
6	13:13.124	11:20	82	57.724	112	54.683	201	112	15	1:40.024	26.704	128	38.071	219	35.249	203	219
7	1:40.370	27.056	***129***	38.215	216	35.099	***203***	216	16	1:40.125	26.756	129	38.047	219	35.322	203	219
8	1:39.729	26.553	129	38.022	217	35.154	202	217	17	1:40.015	26.641	128	38.042	218	35.332	203	218
9	1:39.552	26.484	126	38.052	218	35.016	203	218	18	1:40.099	26.752	128	***37.968***	218	35.379	202	218

DTM Misano

Misano World Circuit, length 4226 m

07. - 09.06.2019

Porsche Carrera Cup France

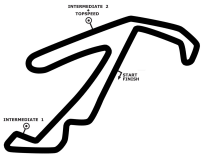

PORSCHE
CARRERA CUP
FRANCE

Lap Analysis race 2, 09.06.2019

-Reg.No.: 50/2019

32 Gianmarco Quaresmini , Porsche GT3 Cup 991 Pro / ITA — theoretical besttime: 1:39.718

Lap	Time	S1	V1	S2	V2	S3	V3	Vmax	Lap	Time	S1	V1	S2	V2	S3	V3	Vmax
1	1:48.472	34.176	126	38.655	216	35.641	***201***	216	10	1:40.298	26.955	128	38.040	216	***35.303***	200	216
2	1:40.999	27.088	***129***	38.193	217	35.718	198	217	11	1:40.231	***26.442***	127	38.362	216	35.427	199	216
3	1:41.132	26.558	128	38.432	***219***	36.142	201	***219***	12	1:40.785	26.896	126	38.372	216	35.517	200	216
4	1:41.306	26.903	127	38.223	217	36.180	150	217	13	1:40.883	26.947	126	38.358	216	35.578	200	216
5	3:26.563	34.562	98	1:10.390	117			117	14	1:40.652	26.948	126	38.237	215	35.467	201	215
6	13:10.159	11:18	85	57.782	144	54.005	201	144	15	1:40.613	26.958	124	38.313	215	35.342	201	215
7	1:41.599	27.844	123	38.386	217	35.369	201	217	16	1:40.894	26.859	125	38.343	216	35.692	200	216
8	1:40.355	26.863	126	***37.973***	219	35.519	201	219	17	1:40.735	26.769	126	38.420	216	35.546	201	216
9	***1:40.211***	26.621	127	38.200	217	35.390	198	217	18	1:41.181	26.976	124	38.642	216	35.563	199	216

44 Denis Papin , Porsche GT3 Cup 991 Am / FRA — theoretical besttime: 1:42.198

Lap	Time	S1	V1	S2	V2	S3	V3	Vmax	Lap	Time	S1	V1	S2	V2	S3	V3	Vmax
1	1:54.473	36.672	118	40.936	211	36.865	200	211	10	1:42.862	27.579	120	38.960	214	36.323	200	214
2	1:54.847	36.137	120	40.224	214	38.486	181	214	11	1:42.510	27.156	119	38.914	216	36.440	200	216
3	1:47.339	28.790	121	39.559	215	38.990	193	215	12	1:42.437	27.311	***125***	38.929	216	***36.197***	***203***	216
4	1:45.462	27.703	121	39.172	216	38.587	199	216	13	1:42.848	27.511	121	***38.853***	216	36.484	201	216
5	3:23.410	28.628	115	53.550	83			83	14	1:43.337	27.205	125	39.455	215	36.677	200	215
6	12:47.179	10:59	109	55.987	129	52.124	199	129	15	1:42.727	27.642	121	38.864	215	36.221	200	215
7	1:43.646	27.908	123	39.431	215	36.307	199	215	16	***1:42.351***	***27.148***	119	38.909	216	36.294	202	216
8	1:43.239	27.443	121	38.950	216	36.846	199	216	17	1:42.791	27.240	120	39.124	215	36.427	201	215
9	1:42.714	27.354	122	38.946	215	36.414	202	215	18	1:43.497	27.582	116	39.465	***217***	36.450	202	***217***

52 Marvin Klein , Porsche GT3 Cup 991 Pro / FRA — theoretical besttime: 1:38.914

Lap	Time	S1	V1	S2	V2	S3	V3	Vmax	Lap	Time	S1	V1	S2	V2	S3	V3	Vmax
1	1:47.410	33.067	125	38.505	217	35.838	203	217	10	1:39.615	26.432	129	38.017	217	35.166	203	217
2	1:39.391	26.442	128	***37.689***	217	35.260	201	217	11	1:39.833	26.384	126	38.308	217	35.141	202	217
3	1:39.831	26.405	130	37.877	217	35.549	203	217	12	1:39.970	26.613	130	38.292	217	***35.065***	203	217
4	1:40.676	26.326	130	37.865	218	36.485	141	218	13	1:39.976	26.502	126	38.259	217	35.215	204	217
5	3:19.967	33.497	108	1:10.874	95			95	14	1:41.234	26.510	126	39.216	***219***	35.508	204	***219***
6	13:19.458	11:25	83	56.185	165	57.677	201	165	15	1:40.100	26.723	125	38.080	218	35.297	204	218
7	1:39.935	26.604	***132***	38.109	217	35.222	203	217	16	1:53.573	26.626	128	38.014	218			218
8	***1:39.283***	***26.160***	128	37.919	218	35.204	***204***	218	17	1:59.604	42.682	125	39.233	217	37.689	200	217
9	1:39.453	26.300	127	38.032	218	35.121	200	218									

55 Nicolas Misslin , Porsche GT3 Cup 991 Pro-AM / FRA — theoretical besttime: 1:40.118

Lap	Time	S1	V1	S2	V2	S3	V3	Vmax	Lap	Time	S1	V1	S2	V2	S3	V3	Vmax
1	1:51.367	35.321	119	39.144	215	36.902	199	215	10	1:40.826	27.008	127	38.243	216	35.575	204	216
2	1:53.066	27.164	124	38.719	216	47.183	179	216	11	***1:40.251***	26.818	129	***37.989***	***218***	35.444	203	***218***
3	1:45.646	29.044	113	39.316	215	37.286	199	215	12	1:41.474	27.079	***130***	38.935	216	35.460	204	216
4	1:44.407	27.443	123	38.866	215	38.098	201	215	13	1:41.312	27.446	125	38.169	217	35.697	204	217
5	3:21.291	28.183	115	1:00.414	89			89	14	1:41.297	27.022	127	38.255	216	36.020	204	216
6	12:56.286	11:04	110	58.586	154	53.112	198	154	15	1:40.805	27.211	124	37.990	217	35.604	202	217
7	1:42.152	27.685	121	38.722	216	35.745	203	216	16	1:41.067	27.195	121	38.322	217	35.550	***205***	217
8	1:40.374	26.844	128	38.165	217	***35.365***	203	217	17	1:41.217	27.186	120	38.346	218	35.685	204	218
9	1:40.322	***26.764***	127	38.083	217	35.475	203	217	18	1:42.567	27.393	119	38.941	216	36.233	201	216

74 Victor Blugeon , Porsche GT3 Cup 991 Pro / FRA — theoretical besttime: 1:39.471

Lap	Time	S1	V1	S2	V2	S3	V3	Vmax	Lap	Time	S1	V1	S2	V2	S3	V3	Vmax
1	1:47.991	33.520	124	38.538	217	35.933	203	217	10	***1:39.817***	***26.549***	127	38.211	216	35.057	202	216
2	1:40.403	26.804	125	38.435	216	35.164	202	216	11	1:39.886	26.615	128	37.998	216	35.273	202	216
3	1:41.726	27.003	119	38.742	217	35.981	199	217	12	1:39.959	26.628	128	37.988	216	35.343	202	216
4	1:41.283	26.745	126	38.408	***219***	36.130	157	***219***	13	1:40.071	26.966	129	***37.894***	217	35.211	203	217
5	3:25.315	34.562	97	1:10.326	109			109	14	1:40.053	26.635	129	38.076	217	35.342	202	217
6	13:11.832	11:19	79	57.630	126	54.770	197	126	15	1:40.142	26.723	***130***	38.032	216	35.387	***204***	216
7	1:41.393	27.682	124	38.338	216	35.373	200	216	16	1:40.090	26.718	130	38.014	217	35.358	202	217
8	1:40.225	26.607	127	38.328	216	35.290	202	216	17	1:40.624	26.990	128	38.122	217	35.512	201	217
9	1:39.835	26.606	127	38.201	216	***35.028***	202	216	18	1:40.587	26.781	128	38.445	216	35.361	202	216

DTM Misano

Misano World Circuit, length 4226 m

07. - 09.06.2019

Porsche Carrera Cup France

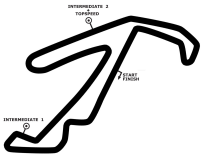

PORSCHE
CARRERA CUP
FRANCE

Lap Analysis race 2, 09.06.2019

-Reg.No.: 50/2019

85 Come Ledogar , Porsche GT3 Cup 991 Pro / FRA — theoretical besttime: 1:38.897

Lap	Time	S1	V1	S2	V2	S3	V3	Vmax	Lap	Time	S1	V1	S2	V2	S3	V3	Vmax
1	1:45.282	31.460	126	38.424	214	35.398	200	214	10	1:39.173	26.413	128	37.915	215	***34.845***	***204***	215
2	1:40.011	26.633	128	37.942	215	35.436	200	215	11	1:39.427	26.402	126	38.057	216	34.968	203	216
3	1:40.074	26.389	128	37.939	216	35.746	199	216	12	1:39.462	26.553	127	37.870	216	35.039	202	216
4	1:39.798	26.574	123	37.897	216	35.327	164	216	13	1:39.650	26.454	123	38.132	***217***	35.064	203	***217***
5	3:14.739	33.079	91	1:11.957	97			97	14	1:39.308	26.425	125	37.937	216	34.946	203	216
6	13:26.132	11:31	78	56.406	138	58.369	200	138	15	1:39.640	26.635	127	37.987	216	35.018	202	216
7	1:39.647	26.450	123	37.965	215	35.232	202	215	16	1:39.715	26.514	128	37.868	217	35.333	200	217
8	1:39.254	***26.351***	122	37.916	216	34.987	201	216	17	1:39.746	26.572	125	37.950	216	35.224	204	216
9	***1:39.111***	26.364	126	***37.701***	216	35.046	201	216	18	1:40.116	26.721	***129***	37.934	216	35.461	196	216

88 Stephane Denoual , Porsche GT3 Cup 991 Pro-AM / FRA — theoretical besttime: 1:40.472

Lap	Time	S1	V1	S2	V2	S3	V3	Vmax	Lap	Time	S1	V1	S2	V2	S3	V3	Vmax
1	1:52.336	36.241	117	39.553	***219***	36.542	201	***219***	10	1:42.244	28.015	124	38.480	218	35.749	201	218
2	1:45.049	27.490	123	38.798	217	38.761	185	217	11	1:40.926	26.913	127	38.301	217	35.712	200	217
3	1:43.466	28.187	128	38.442	217	36.837	199	217	12	1:41.566	27.172	125	38.543	218	35.851	202	218
4	1:42.960	27.185	123	38.844	217	36.931	190	217	13	1:41.162	26.858	125	38.558	218	35.746	201	218
5	3:25.611	29.754	124	1:06.322	108			108	14	1:41.258	27.060	124	***38.207***	218	35.991	***204***	218
6	13:01.521	11:09	113	58.707	123	53.146	200	123	15	1:42.537	27.092	127	39.392	214	36.053	199	214
7	1:41.569	27.384	126	38.473	218	35.712	203	218	16	1:41.272	26.917	***129***	38.423	216	35.932	200	216
8	1:41.147	26.890	126	38.626	215	35.631	200	215	17	1:41.588	27.242	125	38.520	217	35.826	199	217
9	***1:40.728***	***26.652***	128	38.463	217	***35.613***	199	217	18	1:42.259	27.137	125	38.819	217	36.303	199	217

911 Christophe Lapierre , Porsche GT3 Cup 991 Pro-AM / FRA — theoretical besttime: 1:40.548

Lap	Time	S1	V1	S2	V2	S3	V3	Vmax	Lap	Time	S1	V1	S2	V2	S3	V3	Vmax
1	1:51.938	36.065	121	39.527	216	36.346	201	216	10	1:40.842	26.992	128	***38.225***	217	35.625	202	217
2	1:45.081	27.524	125	38.563	***217***	38.994	183	***217***	11	***1:40.725***	***26.817***	126	38.402	216	***35.506***	200	216
3	1:42.384	27.811	128	38.626	216	35.947	201	216	12	1:42.581	27.593	122	39.423	217	35.565	202	217
4	1:42.321	27.284	125	38.891	216	36.146	199	216	13	1:41.125	27.042	122	38.444	217	35.639	***204***	217
5	3:23.691	30.696	110	1:06.562	118			118	14	1:41.491	27.169	127	38.301	217	36.021	202	217
6	13:05.076	11:12	101	58.636	156	53.635	198	156	15	1:41.541	26.960	126	38.431	217	36.150	189	217
7	1:41.418	27.337	128	38.574	217	35.507	203	217	16	1:41.319	27.154	128	38.336	217	35.829	202	217
8	1:41.105	27.026	126	38.382	216	35.697	202	216	17	1:41.529	27.292	129	38.335	216	35.902	199	216
9	1:41.029	26.853	***129***	38.450	216	35.726	198	216	18	1:42.124	27.447	125	38.710	216	35.967	199	216

DTM Misano

Misano World Circuit, length 4226 m

07. - 09.06.2019

Porsche Carrera Cup France

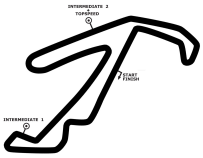

PORSCHE
CARRERA CUP
FRANCE

Topspeed race 2, 09.06.2019

-Reg.No.: 50/2019

Car No.	Driver	Make	Speed km/h
2	Hugo Chevalier	Porsche GT3 Cup 991	220
32	Gianmarco Quaresmini	Porsche GT3 Cup 991	219
88	Stephane Denoual	Porsche GT3 Cup 991	219
1	Ayhancan Güven	Porsche GT3 Cup 991	219
52	Marvin Klein	Porsche GT3 Cup 991	219
10	Florian Latorre	Porsche GT3 Cup 991	219
11	Enzo Guibbert	Porsche GT3 Cup 991	219
74	Victor Blugeon	Porsche GT3 Cup 991	219
55	Nicolas Misslin	Porsche GT3 Cup 991	218
85	Come Ledogar	Porsche GT3 Cup 991	217
44	Denis Papin	Porsche GT3 Cup 991	217
4	Baptiste Moulin	Porsche GT3 Cup 991	217
911	Christophe Lapierre	Porsche GT3 Cup 991	217
5	Adam Eteki	Porsche GT3 Cup 991	217

DTM Misano

Misano World Circuit, length 4226 m

07. - 09.06.2019

Porsche Carrera Cup France

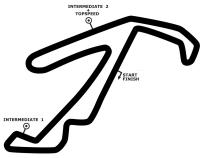

PORSCHE
CARRERA CUP
FRANCE

Best Sector Times race 2

-Reg.No.: 50/2019

	sector 1			sector 2			sector 3			theoretical and best lap time				
Pos.	No	Driver	Time	No	Driver	Time	No	Driver	Time	No	Driver	theoretical	Best	Pos
1	52	Klein M.	26.160	1	Güven A.	37.656	85	Ledogar C.	34.845	1	Güven A.	1:38.834	1:39.125	
2	1	Güven A.	26.267	52	Klein M.	37.689	2	Chevalier H.	34.854	85	Ledogar C.	1:38.897	1:39.111	
3	2	Chevalier H.	26.289	85	Ledogar C.	37.701	1	Güven A.	34.911	52	Klein M.	1:38.914	1:39.283	
4	10	Latorre F.	26.309	10	Latorre F.	37.739	10	Latorre F.	34.930	2	Chevalier H.	1:38.971	1:39.293	
5	85	Ledogar C.	26.351	2	Chevalier H.	37.828	11	Guibbert E.	35.005	10	Latorre F.	1:38.978	1:39.309	
6	11	Guibbert E.	26.432	74	Blugeon V.	37.894	74	Blugeon V.	35.028	11	Guibbert E.	1:39.405	1:39.525	
7	32	Quaresmini G.	26.442	11	Guibbert E.	37.968	52	Klein M.	35.065	74	Blugeon V.	1:39.471	1:39.817	
8	4	Moulin B.	26.487	32	Quaresmini G.	37.973	32	Quaresmini G.	35.303	32	Quaresmini G.	1:39.718	1:40.211	
9	74	Blugeon V.	26.549	55	Misslin N.	37.989	4	Moulin B.	35.343	55	Misslin N.	1:40.118	1:40.251	
10	88	Denoual S.	26.652	5	Eteki A.	38.202	55	Misslin N.	35.365	4	Moulin B.	1:40.178	1:40.189	
11	55	Misslin N.	26.764	88	Denoual S.	38.207	911	Lapierre C.	35.506	88	Denoual S.	1:40.472	1:40.728	
12	911	Lapierre C.	26.817	911	Lapierre C.	38.225	88	Denoual S.	35.613	911	Lapierre C.	1:40.548	1:40.725	
13	5	Eteki A.	27.015	4	Moulin B.	38.348	5	Eteki A.	35.760	5	Eteki A.	1:40.977	1:43.152	
14	44	Papin D.	27.148	44	Papin D.	38.853	44	Papin D.	36.197	44	Papin D.	1:42.198	1:42.351	

DTM Misano **Porsche Carrera Cup France**

Lapchart: Porsche Carrera Cup France race 2

POS	1	2	3	4	5	6	7	8	9	10	11	12	13	14	15
LAP 1	85	1	2	52	10	74	11	32	5	55	4	911	88	44	
LAP 2	85	1	52	2	10	74	11	32	5	4	911	88	55	44	
LAP 3	85	1	52	2	10	74	11	32	4	911	88	55	44		
LAP 4	85	1	52	2	10	11	74	32	4	911	88	55	44		
LAP 5	85.	1.	52.	2.	10.	11.	74.	32.	4.	911.	88.	55.	44.		
LAP 6	85	1	52	2	10	11	74	32	4	911	88	55	44		
LAP 7	85	1	52	2	10	11	74	32	4	911	88	55	44		
LAP 8	85	1	52	2	10	11	74	32	4	911	88	55	44		
LAP 9	85	1	52	2	10	11	74	32	4	911	88	55	44		
LAP 10	85	1	52	2	10	11	74	32	4	911	55	88	44		
LAP 11	85	1	52	2	10	11	74	32	4	911	55	88	44		
LAP 12	85	1	52	2	10	11	74	32	4	55	911	88	44		
LAP 13	85	1	52	2	10	11	74	32	4	55	911	88	44		
LAP 14	85	1	10	52	11	74	32	4	55	911	88	44	2.		
LAP 15	85	1	10	52	11	74	32	4	55	911	88	44			
LAP 16	85	1	10	11	74	32	52.	4	55	911	88	44			
LAP 17	85	1	10	11	74	32	4	55	911	88	52	44			
LAP 18	85	1	10	11	74	32	4	55	911	88	44				

DTM Misano

Misano World Circuit, length 4226 m

07. - 09.06.2019

Porsche Carrera Cup France

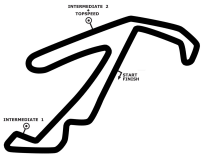

PORSCHE
CARRERA CUP
FRANCE

-Reg.No.: 50/2019

Weather race 2

09.06.2019, 15:15:00 - 15:45:00

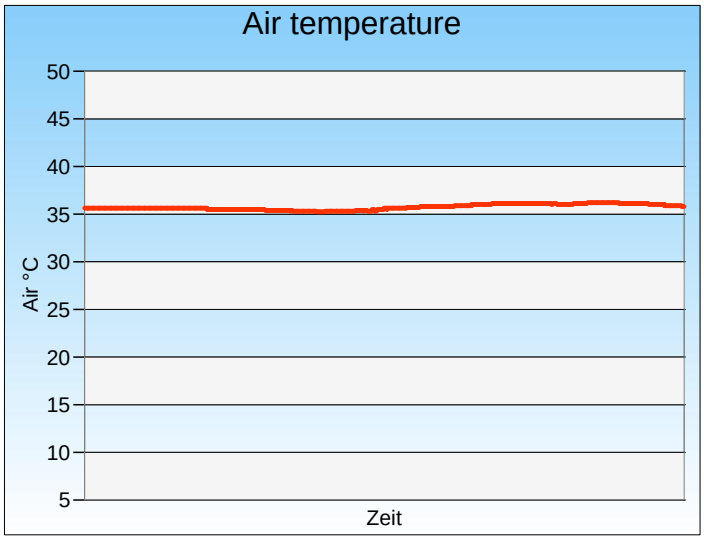

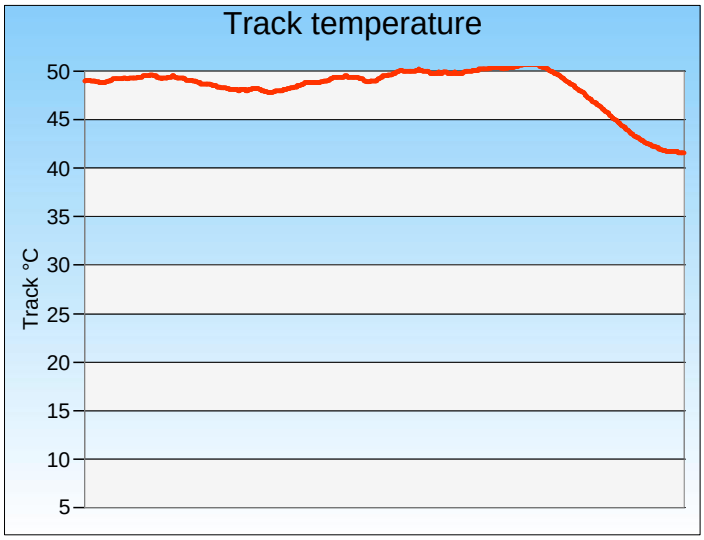

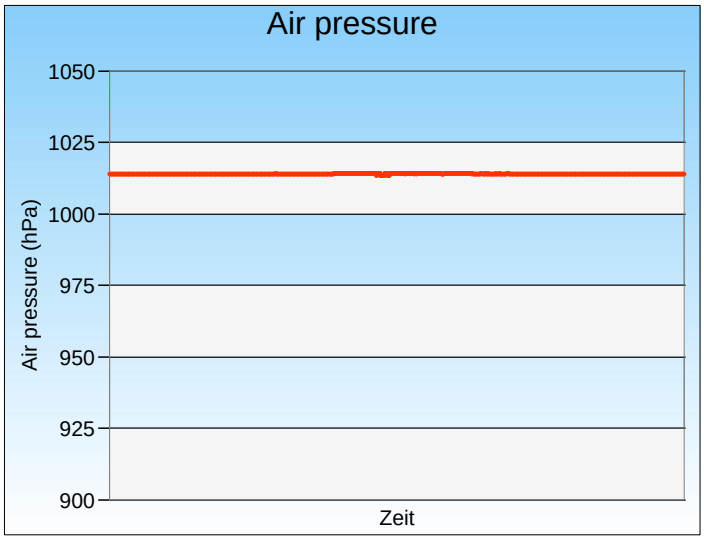

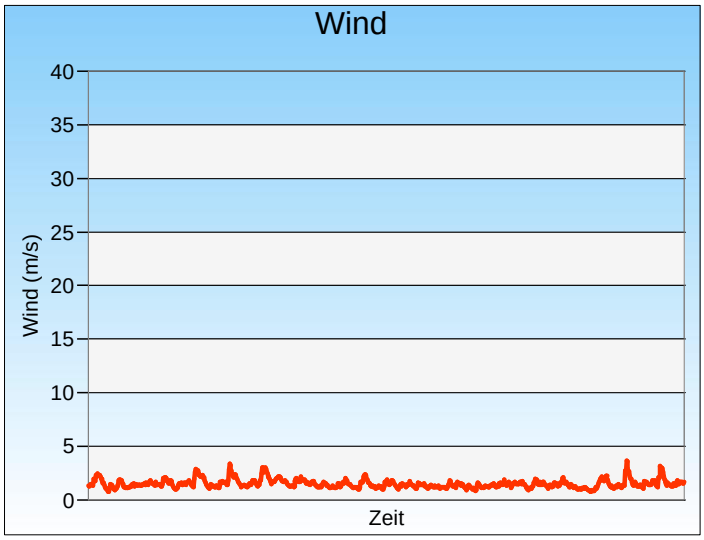

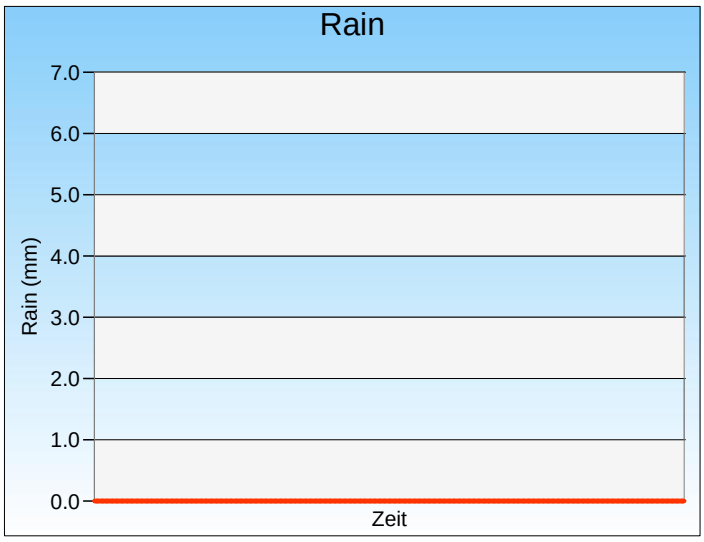

Weather:



DTM Misano

Misano World Circuit, length 4226 m

07. - 09.06.2019

Porsche Carrera Cup France

Starting grid race 2

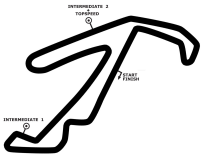

PORSCHE
CARRERA CUP
FRANCE

-Reg.No.: 50/2019

44	**Denis Papin** Porsche GT3 Cup 991	1:40.636	
88	**Stephane Denoual** Porsche GT3 Cup 991	1:39.433	
55	**Nicolas Misslin** Porsche GT3 Cup 991	1:38.602	
11	**Enzo Guibbert** Porsche GT3 Cup 991	1:38.290	
74	**Victor Blugeon** Porsche GT3 Cup 991	1:37.827	
10	**Florian Latorre** Porsche GT3 Cup 991	1:36.847	
1	**Ayhancan Güven** Porsche GT3 Cup 991	1:36.754	
7	4	**Baptiste Moulin** Porsche GT3 Cup 991	1:39.665
6	911	**Christophe Lapierre** Porsche GT3 Cup 991	1:38.845
5	5	**Adam Eteki** Porsche GT3 Cup 991	1:38.292
4	32	**Gianmarco Quaresmin** Porsche GT3 Cup 991	1:37.881
3	52	**Marvin Klein** Porsche GT3 Cup 991	1:36.896
2	2	**Hugo Chevalier** Porsche GT3 Cup 991	1:36.759
1	85	**Come Ledogar** Porsche GT3 Cup 991	1:36.754

Pole Position

Issued: Stewards: Timekeeper: