

**Spa Francorchamps**  
**International GT Open**  
**Qualifying - 1 Driver - 1**  
**Provisional Results**




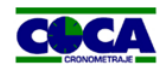
Cls	Nº	Entrant/Team	Nat	Driver 1	Nat	Driver 2	Nat	Vehicle	Cat	Cls	Laps	Best	Time	Gap	Interval	Km/h
1	34	Imperiale Racing	ITA	Adrian Amstutz	CHE	<b>Patrick Kujala</b>	FIN	Lamborghini Huracan GT3	PROAM	1	9	6	2:15.770			185.7
2	10	SPS Automotive Performance	DEU	Miguel Ramos	PRT	<b>Fabrizio Crestani</b>	ITA	Mercedes AMG GT3	PRO	1	9	6	2:15.844	0.074	0.074	185.6
3	14	Emil Frey Racing	CHE	Norbert Siedler	AUT	<b>Mikaël Grenier</b>	CAN	Lamborghini Huracan GT3 EVO	PRO	2	9	8	2:15.875	0.105	0.031	185.5
4	90	Raton Racing by Target	ITA	<b>Alberto Di Folco</b>	ITA	Christoph Lenz	CHE	Lamborghini Huracan GT3 EVO	PROAM	2	10	7	2:15.895	0.125	0.020	185.5
5	63	Emil Frey Racing	CHE	Albert Costa	ESP	<b>Giacomo Altoè</b>	ITA	Lamborghini Huracan GT3 EVO	PRO	3	11	8	2:16.030	0.260	0.135	185.3
6	93	Spirit of Race / Tempesta	GBR	Christopher Froggatt	GBR	<b>Edward Cheever III</b>	ITA	Ferrari 488 GT3	PROAM	3	10	6	2:16.185	0.415	0.155	185.1
7	17	Teo Martín Motorsport	ESP	<b>Fran Rueda</b>	ESP	Andrés Saravia	GTM	McLaren 720 s	PRO	4	9	7	2:16.273	0.503	0.088	185.0
8	66	Vincenzo Sospiri Racing	ITA	Kang Ling	CHN	<b>Frederik Schandorff</b>	DNK	Lamborghini Huracan GT3 EVO	PROAM	4	9	7	2:16.281	0.511	0.008	185.0
9	59	Teo Martín Motorsport	ESP	<b>Martin Kodrić</b>	HRV	Henrique Chaves	PRT	McLaren 720 s	PRO	5	10	7	2:16.347	0.577	0.066	184.9
10	6	Antonelli MotorSport	ITA	<b>Daniel Zampieri</b>	ITA	Michael Meadows	GBR	Mercedes AMG GT3	PRO	6	12	10	2:16.399	0.629	0.052	184.8
11	27	Lazarus Racing	ITA	Nicola De Marco	ITA	<b>Nicolas Pohler</b>	DEU	Lamborghini Huracan GT3 EVO	PRO	7	9	7	2:16.658	0.888	0.259	184.5
12	26	Lazarus Racing	ITA	Eliseo Martínez	ESP	<b>Fabio Onidi</b>	ITA	Lamborghini Huracan GT3	PRO	8	12	9	2:17.292	1.522	0.634	183.6
13	12	Ombra Racing	ITA	Federico Leo	ITA	<b>Najiy Razak</b>	MYS	Lamborghini Huracan GT3 EVO	PRO	9	13	10	2:17.409	1.639	0.117	183.4
14	75	Rowe Racing / SunEnergy1	DEU	<b>Kenny Habul</b>	AUS	Thomas Jäger	DEU	Mercedes AMG GT3	PROAM	5	8	7	2:18.234	2.464	0.825	182.4
15	9	Antonelli MotorSport	ITA	Davide Roda	ITA			Mercedes AMG GT3	AM	1	12	11	2:18.474	2.704	0.240	182.0
16	99	Sports and You	PRT	<b>António Coimbra</b>	PRT	Luis Silva	PRT	Mercedes AMG GT3	AM	2	11	10	2:18.830	3.060	0.356	181.6
17	20	SPS Automotive Performance	DEU	<b>Valentin Pierburg</b>	DEU	Tom Onslow-Cole	GBR	Mercedes AMG GT3	PROAM	6	11	8	2:19.168	3.398	0.338	181.1
18	8	Antonelli MotorSport	ITA	Giuseppe Cipriani	ITA			Mercedes AMG GT3	AM	3	12	11	2:19.295	3.525	0.127	181.0
19	11	GetSpeed Performance	DEU	<b>Janine Hill</b>	GBR	John Shoffner	USA	Mercedes AMG GT3	AM	4	13	11	2:19.646	3.876	0.351	180.5
20	19	Raton Racing by Target	ITA	<b>Jiatong Liang</b>	CHN	Raffaele Giammaria	ITA	Lamborghini Huracan GT3 EVO	PROAM	7	3	2	2:20.209	4.439	0.563	179.8
21	16	Teo Martín Motorsport	ESP	<b>Marcelo Hahn</b>	BRA	Ben Barnicoat	GBR	McLaren 720 s	PROAM	8	13	8	2:20.607	4.837	0.398	179.3
22	25	HTP Motorsport	DEU	<b>Alexander Hrachowina</b>	AUT	Martin Konrad	AUT	Mercedes AMG GT3	AM	5	4	3	2:23.460	7.690	2.853	175.7

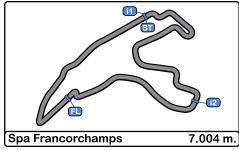
CAR 90 TIME 2.17.410 DELETED TRACK LIMITS AT T 17  
 CAR 27 TIME 2.19.740 DELETED TRACK LIMITS AT T 17 AND 3  
 CAR 6 TIME 2.18.964 DELETED TRACK LIMITS AT T 17  
 CAR 12 TIME 2.18.994 DELETED TRACK LIMITS AT T 17  
 CAR 11 TIME 2.21.215 DELETED TRACK LIMITS AT T 17

Published at:.....

Track Temp: 22.5 °C    Air Temp: 14.2 °C    Humidity: 61 %    Track Status: WET

Stewards:	Race Director:	Timekeeper: 
-----------	----------------	---






**Spa Francorchamps**  
**International GT Open**  
**Qualifying - 1 Driver - 1**  
**Provisional Results by Class**



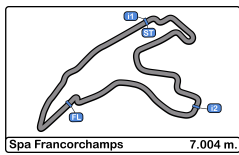
Cls	Nº	Entrant/Team	Nat	Driver 1	Nat	Status	Driver 2	Nat	Status	Vehicle	Cat	Cls	Laps	Best	Time	Gap	Interval	Km/h	
<b>PRO</b>																			
1	10	SPS Automotive Performance	DEU	Miguel Ramos	PRT		<b>Fabrizio Crestani</b>	ITA		Mercedes AMG GT3	PRO	1	9	6	2:15.844			185.6	
2	14	Emil Frey Racing	CHE	Norbert Siedler	AUT		<b>Mikaël Grenier</b>	CAN		Lamborghini Huracan GT3 EVO	PRO	2	9	8	2:15.875	0.031	0.031	185.5	
3	63	Emil Frey Racing	CHE	Albert Costa	ESP		<b>Giacomo Altoè</b>	ITA		Lamborghini Huracan GT3 EVO	PRO	3	11	8	2:16.030	0.186	0.155	185.3	
4	17	Teo Martín Motorsport	ESP	<b>Fran Rueda</b>	ESP		Andrés Saravia	GTM		McLaren 720 s	PRO	4	9	7	2:16.273	0.429	0.243	185.0	
5	59	Teo Martín Motorsport	ESP	<b>Martin Kodrić</b>	HRV		Henrique Chaves	PRT		McLaren 720 s	PRO	5	10	7	2:16.347	0.503	0.074	184.9	
6	6	Antonelli MotorSport	ITA	<b>Daniel Zampieri</b>	ITA		Michael Meadows	GBR		Mercedes AMG GT3	PRO	6	12	10	2:16.399	0.555	0.052	184.8	
7	27	Lazarus Racing	ITA	Nicola De Marco	ITA		<b>Nicolas Pohler</b>	DEU		Lamborghini Huracan GT3 EVO	PRO	7	9	7	2:16.658	0.814	0.259	184.5	
8	26	Lazarus Racing	ITA	Eliseo Martínez	ESP		<b>Fabio Onidi</b>	ITA		Lamborghini Huracan GT3	PRO	8	12	9	2:17.292	1.448	0.634	183.6	
9	12	Ombra Racing	ITA	Federico Leo	ITA		<b>Najiy Razak</b>	MYS		Lamborghini Huracan GT3 EVO	PRO	9	13	10	2:17.409	1.565	0.117	183.4	
<b>PROAM</b>																			
1	34	Imperiale Racing	ITA	Adrian Amstutz	CHE		<b>Patrick Kujala</b>	FIN		Lamborghini Huracan GT3	PROAM	1	9	6	2:15.770			185.7	
2	90	Raton Racing by Target	ITA	<b>Alberto Di Folco</b>	ITA		Christoph Lenz	CHE		Lamborghini Huracan GT3 EVO	PROAM	2	10	7	2:15.895	0.125	0.125	185.5	
3	93	Spirit of Race / Tempesta	GBR	Christopher Froggatt	GBR		<b>Edward Cheever III</b>	ITA		Ferrari 488 GT3	PROAM	3	10	6	2:16.185	0.415	0.290	185.1	
4	66	Vincenzo Sospiri Racing	ITA	Kang Ling	CHN		<b>Frederik Schandorff</b>	DNK		Lamborghini Huracan GT3 EVO	PROAM	4	9	7	2:16.281	0.511	0.096	185.0	
5	75	Rowe Racing / SunEnergy1	DEU	<b>Kenny Habul</b>	AUS		Thomas Jäger	DEU		Mercedes AMG GT3	PROAM	5	8	7	2:18.234	2.464	1.953	182.4	
6	20	SPS Automotive Performance	DEU	<b>Valentin Pierburg</b>	DEU		Tom Onslow-Cole	GBR		Mercedes AMG GT3	PROAM	6	11	8	2:19.168	3.398	0.934	181.1	
7	19	Raton Racing by Target	ITA	<b>Jiatong Liang</b>	CHN		Raffaele Giammaria	ITA		Lamborghini Huracan GT3 EVO	PROAM	7	3	2	2:20.209	4.439	1.041	179.8	
8	16	Teo Martín Motorsport	ESP	<b>Marcelo Hahn</b>	BRA		Ben Barnicoat	GBR		McLaren 720 s	PROAM	8	13	8	2:20.607	4.837	0.398	179.3	
<b>AM</b>																			
1	9	Antonelli MotorSport	ITA	Davide Roda	ITA					Mercedes AMG GT3	AM	1	12	11	2:18.474			182.0	
2	99	Sports and You	PRT	<b>António Coimbra</b>	PRT		Luis Silva	PRT		Mercedes AMG GT3	AM	2	11	10	2:18.830	0.356	0.356	181.6	
3	8	Antonelli MotorSport	ITA	Giuseppe Cipriani	ITA					Mercedes AMG GT3	AM	3	12	11	2:19.295	0.821	0.465	181.0	
4	11	GetSpeed Performance	DEU	<b>Janine Hill</b>	GBR		John Shoffner	USA		Mercedes AMG GT3	AM	4	13	11	2:19.646	1.172	0.351	180.5	
5	25	HTP Motorsport	DEU	<b>Alexander Hrachowina</b>	AUT		Martin Konrad	AUT		Mercedes AMG GT3	AM	5	4	3	2:23.460	4.986	3.814	175.7	

Published at:.....

Track Temp: 22.5 °C    Air Temp: 14.2 °C    Humidity: 61 %    Track Status: WET

<b>Stewards:</b>	<b>Race Director:</b>	<b>Timekeeper:</b> 
------------------	-----------------------	--



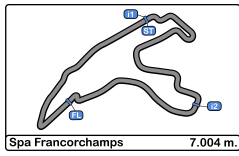


**Spa Francorchamps**  
**International GT Open**  
**Qualifying - 1 Driver - 1**  
**Lap Analysis**



6							10							
PRO							PRO							
Lap	D	Time	Sector 1	Sector 2	Sector 3	T. Spd	Lap	D	Time	Sector 1	Sector 2	Sector 3	T. Spd	Elapsed
1	1	11:23:52.120	11:21:56.807	1:05.885	49.428	229.2	1	2	11:22:41.013	11:20:45.382	1:11.118	44.513	222.6	11:22:41.013
2	1	<del>2:18.964</del>	39.890	1:03.132	35.942	255.9	2	2	3:21.047	1:36.867	1:06.589	37.591	247.1	11:26:02.060
3	1	2:18.063	39.369	1:02.686	36.008	254.7	3	2	2:17.770	39.131	1:02.592	36.047	258.9	11:28:19.830
4	1	2:34.967 P	42.316	1:04.998	47.653	245.4	4	2	2:43.034 P	38.964	1:10.095	53.975	260.2	11:31:02.864
5	1	8:08.486	6:27.714	1:04.299	36.473	250.0	5	2	13:12.071	11:29.558	1:02.883	39.630	255.3	11:44:14.935
6	1	2:18.032	39.455	1:02.729	35.848	255.3	6	2	<b>2:15.844</b>	38.925	<b>1:01.435</b>	<b>35.484</b>	258.9	11:46:30.779
7	1	2:17.758	39.290	1:02.639	35.829	256.5	7	2	2:16.260	38.971	1:01.528	35.761	259.6	11:48:47.039
8	1	2:25.320 P	39.137	1:02.604	43.579	258.9	8	2	2:30.633	40.173	1:05.934	44.526	250.0	11:51:17.672
9	1	5:47.018	4:07.261	1:03.187	36.570	251.7	9	2	2:31.036 P	<b>38.865</b>	1:04.184	47.987	258.3	11:53:48.708
10	1	<b>2:16.399</b>	39.114	<b>1:01.742</b>	<b>35.543</b>	254.7	<b>11</b>							
11	1	2:16.619	39.154	1:01.885	35.580	257.1	1	1	11:22:47.875	11:20:56.707	1:10.931	40.237	250.5	11:22:47.875
12	1	2:27.716 P	<b>38.984</b>	1:02.323	46.409	259.6	2	1	2:22.054	40.118	1:05.453	36.483	256.5	11:25:09.929
<b>8</b>							3	1	<del>2:24.245</del>	39.820	1:05.113	36.282	256.5	11:27:31.144
1	1	11:24:21.016	11:22:37.425	1:06.506	37.085	243.7	4	1	3:12.282 P	40.152	1:05.219	1:26.911	254.7	11:30:43.426
2	2	2:20.671	40.369	1:03.744	36.558	252.3	5	1	9:19.584	7:35.686	1:06.193	37.705	251.1	11:40:03.010
3	2	2:19.661	39.696	1:03.534	36.431	255.9	6	1	2:19.695	39.480	<b>1:03.938</b>	36.277	258.9	11:42:22.705
4	3	3:09.663 P	48.445	1:20.427	1:00.791	194.9	7	1	2:20.331	39.715	1:04.140	36.476	257.7	11:44:43.036
5	5	7:08.823	5:23.753	1:06.554	38.516	248.2	8	1	2:19.979	39.473	1:04.359	36.147	258.9	11:47:03.015
6	6	2:21.855	39.986	1:04.871	36.998	256.5	9	1	2:22.825	41.186	1:04.999	36.640	255.9	11:49:25.840
7	7	2:31.502 P	40.884	1:05.704	44.914	251.7	10	1	2:22.388	40.014	1:06.041	36.333	253.5	11:51:48.228
8	8	4:14.552	2:32.171	1:04.610	37.771	251.1	11	1	<b>2:19.646</b>	<b>39.380</b>	1:04.124	<b>36.142</b>	256.5	11:54:07.874
9	9	2:20.141	40.228	1:03.584	<b>36.329</b>	253.5	12	1	2:21.967	39.919	1:05.248	36.800	253.5	11:56:29.841
10	10	2:20.105	<b>39.641</b>	1:03.560	36.904	254.7	13	1	2:30.385 P	39.729	1:04.708	45.948	255.3	11:59:00.226
11	11	<b>2:19.295</b>	39.789	1:03.167	36.339	254.7	<b>12</b>							
12	12	2:29.966 P	40.069	<b>1:03.112</b>	46.785	254.7	1	1	11:23:38.086	11:21:49.973	1:09.710	38.403	185.2	11:23:38.086
<b>9</b>							2	2	2:19.969	39.380	1:04.201	36.388	258.3	11:25:58.055
1	1	11:25:17.048	11:23:26.483	1:12.348	38.217	229.7	3	2	<del>2:48.994</del>	39.596	1:03.220	36.178	257.1	11:28:17.049
2	2	2:24.320	40.419	1:05.250	38.651	251.7	4	2	2:41.877 P	40.145	1:11.245	50.487	257.1	11:30:58.926
3	3	3:05.590 P	40.052	1:04.712	1:20.826	256.5	5	2	7:27.561	5:46.035	1:04.991	36.535	240.5	11:38:26.487
4	4	8:15.494	6:32.808	1:05.830	36.856	247.1	6	2	2:19.599	40.103	1:03.537	35.959	257.7	11:40:46.086
5	5	2:19.621	39.730	1:03.756	36.135	253.5	7	2	2:19.163	39.659	1:03.332	36.172	257.1	11:43:05.249
6	6	2:19.616	39.721	1:03.581	36.314	253.5	8	2	2:26.622 P	39.452	1:03.787	43.383	259.6	11:45:31.871
7	7	2:20.188	39.545	1:04.014	36.629	255.9	9	2	3:22.457	1:42.122	1:02.743	37.592	256.5	11:48:54.328
8	8	2:34.493 P	40.929	1:05.575	47.989	254.1	10	2	<b>2:17.409</b>	39.199	<b>1:02.421</b>	<b>35.789</b>	259.6	11:51:11.737
9	9	3:54.207	2:04.919	1:09.207	40.081	157.8	11	2	2:17.948	<b>39.140</b>	1:02.676	36.132	257.7	11:53:29.685
10	10	2:19.482	39.607	1:03.781	<b>36.094</b>	257.1	12	2	2:17.935	39.263	1:02.720	35.952	258.3	11:55:47.620
11	11	<b>2:18.474</b>	<b>39.392</b>	<b>1:02.961</b>	36.121	256.5	13	2	2:27.146 P	39.266	1:02.583	45.297	258.3	11:58:14.766
12	12	2:57.057 P	48.024	1:13.253	55.780	196.3	<b>14</b>							
<b>1</b>							1	1	11:23:34.812	11:21:49.455	1:08.543	36.814	213.4	11:23:34.812
<b>2</b>							2	2	2:17.723	39.391	1:02.621	35.711	258.3	11:25:52.535
<b>3</b>							3	2	2:16.776	38.936	1:02.240	35.600	261.5	11:28:09.311
<b>4</b>							4	2	2:44.894 P	38.933	1:06.284	59.677	262.1	11:30:54.205
<b>5</b>							5	2	16:46.573	15:00.705	1:07.158	38.710	222.2	11:47:40.778
<b>6</b>							6	2	2:16.185	38.999	1:01.898	<b>35.288</b>	260.8	11:49:56.963
<b>7</b>							7	2	2:15.944	<b>38.907</b>	1:01.672	35.365	260.2	11:52:12.907
<b>8</b>							8	2	<b>2:15.875</b>	38.913	<b>1:01.548</b>	35.414	261.5	11:54:28.782
<b>9</b>							9	2	2:28.378 P	38.970	1:04.285	45.123	260.8	11:56:57.160





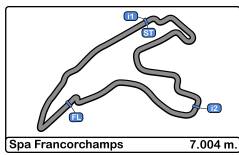
# Spa Francorchamps International GT Open

## Qualifying - 1 Driver - 1 Lap Analysis



16							26								
PROAM			McLaren 720 s				PRO			Lamborghini Huracan GT3					
1		Marcelo Hahn					2		Eliseo Martínez						
2		Ben Barnicoat	Teo Martín Motorsport				2		Fabio Onidi	Lazarus Racing					
Lap	D	Time	Sector 1	Sector 2	Sector 3	T. Spd	Elapsed	Lap	D	Time	Sector 1	Sector 2	Sector 3	T. Spd	Elapsed
1	1	11:24:37.490	11:22:55.018	1:05.631	36.841	244.3	11:24:37.490	1	2	11:22:41.328	11:20:52.642	1:06.190	42.496	218.1	11:22:41.328
2	1	2:22.625	40.781	1:04.866	36.978	251.7	11:27:00.115	2	2	2:18.117	39.999	1:02.279	35.839	260.2	11:24:59.445
3	1	2:21.518	40.467	1:04.428	36.623	254.1	11:29:21.633	3	2	2:18.965	39.407	1:02.334	37.224	262.7	11:27:18.410
4	1	5:25.051 P	1:36.159	2:10.706	1:38.186	77.8	11:34:46.684	4	2	2:32.040 P	39.527	1:02.654	49.859	264.0	11:29:50.450
5	1	5:11.598	3:31.247	1:03.884	<b>36.467</b>	250.5	11:39:58.282	5	2	9:02.844	7:21.960	1:04.471	36.413	250.0	11:38:53.294
6	1	2:21.799	40.187	1:04.240	37.372	254.7	11:42:20.081	6	2	2:26.809 P	39.936	1:03.103	43.770	259.6	11:41:20.103
7	1	2:20.952	40.148	1:04.327	36.477	256.5	11:44:41.033	7	2	4:22.630	2:36.247	1:05.247	41.136	219.5	11:45:42.733
8	1	<b>2:20.607</b>	<b>40.029</b>	<b>1:03.709</b>	36.869	256.5	11:47:01.640	8	2	2:17.948	39.963	1:02.160	35.825	258.9	11:48:00.681
9	1	2:39.919	48.452	1:10.990	40.477	181.5	11:49:41.559	9	2	<b>2:17.292</b>	39.352	<b>1:02.147</b>	35.793	266.6	11:50:17.973
10	1	2:26.036	40.185	1:07.079	38.772	256.5	11:52:07.595	10	2	2:17.659	39.247	1:02.660	<b>35.752</b>	263.4	11:52:35.632
11	1	2:20.959	40.184	1:04.196	36.579	254.1	11:54:28.554	11	2	2:17.550	<b>38.912</b>	1:02.720	35.918	263.4	11:54:53.182
12	1	2:21.314	40.450	1:04.195	36.669	256.5	11:56:49.868	12	2	2:49.318 P	43.510	1:15.330	50.478	189.4	11:57:42.500
13	1	2:27.632 P	40.327	1:03.901	43.404	254.7	11:59:17.500								
17							27								
PRO			McLaren 720 s				PRO			Lamborghini Huracan GT3 EVO					
1		Fran Rueda					2		Nicolas Pohler						
2		Andrés Saravia	Teo Martín Motorsport				2		Nicolas Pohler	Lazarus Racing					
Lap	D	Time	Sector 1	Sector 2	Sector 3	T. Spd	Elapsed	Lap	D	Time	Sector 1	Sector 2	Sector 3	T. Spd	Elapsed
1	1	11:23:30.648	11:21:46.933	1:06.735	36.980	235.2	11:23:30.648	1	2	11:23:01.673	11:21:19.510	1:05.164	36.999	249.4	11:23:01.673
2	1	2:17.974	39.327	1:03.079	35.568	256.5	11:25:48.622	2	2	<del>2:19.040</del>	39.397	1:03.761	35.882	259.6	11:25:20.713
3	1	2:17.159	39.095	1:02.401	35.663	259.6	11:28:05.781	3	2	2:18.563	39.224	1:03.229	36.110	263.4	11:27:39.276
4	1	2:46.551 P	38.945	1:07.097	1:00.509	261.5	11:30:52.332	4	2	3:06.164 P	39.087	1:02.563	1:24.514	262.1	11:30:45.440
5	1	17:15.077	15:29.052	1:09.338	36.687	254.7	11:48:07.409	5	2	9:16.645	7:34.153	1:03.855	38.637	257.7	11:40:02.085
6	1	2:16.940	38.944	1:02.495	35.501	260.8	11:50:24.349	6	2	2:17.703	39.199	1:02.305	36.199	262.7	11:42:19.788
7	1	<b>2:16.273</b>	38.840	<b>1:02.129</b>	<b>35.304</b>	262.7	11:52:40.622	7	2	<b>2:16.658</b>	39.148	<b>1:02.054</b>	<b>35.456</b>	261.5	11:44:36.446
8	1	2:16.659	<b>38.726</b>	1:02.303	35.630	263.4	11:54:57.281	8	2	2:20.429	<b>38.899</b>	1:02.425	39.105	263.4	11:46:56.875
9	1	2:28.362 P	38.781	1:03.815	45.766	262.7	11:57:25.643	9	2	2:36.157 P	38.995	1:04.234	52.928	262.1	11:49:33.032
19							34								
PROAM			Lamborghini Huracan GT3 EVO				PROAM			Imperiale Racing					
1		Jiatong Liang					2		Patrick Kujala						
2		Raffaele Giammaria	Raton Racing by Target				2		Patrick Kujala						
Lap	D	Time	Sector 1	Sector 2	Sector 3	T. Spd	Elapsed	Lap	D	Time	Sector 1	Sector 2	Sector 3	T. Spd	Elapsed
1	1	11:23:36.975	11:21:49.754	1:09.420	37.801	183.0	11:23:36.975	1	2	11:24:03.565	11:22:24.964	1:03.083	35.518	255.3	11:24:03.565
2	1	<b>2:20.209</b>	<b>39.807</b>	<b>1:03.879</b>	<b>36.523</b>	256.5	11:25:57.184	2	2	2:16.052	38.995	1:01.751	<b>35.306</b>	261.5	11:26:19.617
3	1	2:24.730	41.287	1:05.239	38.204	249.4	11:28:21.914	3	2	2:25.637	38.698	1:01.826	45.113	265.3	11:28:45.254
4	1	2:24.730	41.287	1:05.239	38.204	249.4	11:28:21.914	4	2	3:20.214 P	40.282	1:37.569	1:02.363	216.4	11:32:05.468
5	1	2:24.730	41.287	1:05.239	38.204	249.4	11:28:21.914	5	2	14:55.641	13:10.302	1:05.687	39.652	116.8	11:47:01.109
6	1	2:24.730	41.287	1:05.239	38.204	249.4	11:28:21.914	6	2	<b>2:15.770</b>	38.682	<b>1:01.710</b>	35.378	264.7	11:49:16.879
7	1	2:24.730	41.287	1:05.239	38.204	249.4	11:28:21.914	7	2	2:16.018	38.755	1:01.846	35.417	264.0	11:51:32.897
8	1	2:24.730	41.287	1:05.239	38.204	249.4	11:28:21.914	8	2	2:15.804	<b>38.661</b>	1:01.782	35.361	263.4	11:53:48.701
9	1	2:24.730	41.287	1:05.239	38.204	249.4	11:28:21.914	9	2	2:36.540 P	39.296	1:07.642	49.602	248.8	11:56:25.241
20							59								
PROAM			Mercedes AMG GT3				PRO			McLaren 720 s					
1		Valentin Pierburg					2		Martin Kodrić						
2		Tom Onslow-Cole	SPS Automotive Performance				2		Henrique Chaves	Teo Martín Motorsport					
Lap	D	Time	Sector 1	Sector 2	Sector 3	T. Spd	Elapsed	Lap	D	Time	Sector 1	Sector 2	Sector 3	T. Spd	Elapsed
1	1	11:22:32.713	11:20:45.951	1:09.022	37.740	217.7	11:22:32.713	1	1	11:23:45.101	11:21:45.393	1:13.544	46.164	197.4	11:23:45.101
2	1	2:21.109	40.257	1:03.985	36.867	254.7	11:24:53.822	2	1	2:17.451	39.271	1:02.492	35.688	259.6	11:26:02.552
3	1	2:22.448	39.898	1:05.540	37.010	257.1	11:27:16.270	3	1	2:30.988	42.136	1:10.462	38.390	197.4	11:28:33.540
4	1	2:29.744 P	39.557	1:03.808	46.379	258.9	11:29:46.014	4	1	2:50.798 P	42.196	1:13.710	54.892	170.6	11:31:24.338
5	1	9:42.046	7:53.151	1:10.254	38.641	244.3	11:39:28.060	5	1	14:07.405	12:19.289	1:10.260	37.856	229.2	11:45:31.743
6	1	2:19.323	39.658	1:03.392	<b>36.273</b>	256.5	11:41:47.383	6	1	2:16.581	39.186	1:01.989	35.406	257.7	11:47:48.324
7	1	2:19.411	39.503	1:03.558	36.350	257.1	11:44:06.794	7	1	<b>2:16.347</b>	39.132	<b>1:01.839</b>	<b>35.376</b>	260.2	11:50:04.671
8	1	<b>2:19.168</b>	<b>39.474</b>	<b>1:03.384</b>	36.310	258.3	11:46:25.962	8	1	2:22.993	<b>39.050</b>	1:05.411	38.532	260.2	11:52:27.664
9	1	2:25.215	39.920	1:07.722	37.573	257.1	11:48:51.177	9	1	2:16.431	39.058	1:01.931	35.442	259.6	11:54:44.095
10	1	2:20.917	39.676	1:03.753	37.488	257.1	11:51:12.094	10	1	2:36.164 P	40.739	1:09.551	45.874	212.5	11:57:20.259
11	1	2:30.625 P	40.840	1:05.070	44.715	249.4	11:53:42.719								
25							59								
AM			Mercedes AMG GT3				PRO			McLaren 720 s					
1		Alexander Hrachowina					2		Henrique Chaves						
2		Martin Konrad	HTP Motorsport				2		Henrique Chaves	Teo Martín Motorsport					
Lap	D	Time	Sector 1	Sector 2	Sector 3	T. Spd	Elapsed	Lap	D	Time	Sector 1	Sector 2	Sector 3	T. Spd	Elapsed
1	1	11:23:48.107	11:21:59.249	1:08.705	40.153	244.3	11:23:48.107	1	1	11:23:45.101	11:21:45.393	1:13.544	46.164	197.4	11:23:45.101
2	1	2:25.394	41.584	1:06.246	37.564	250.0	11:26:13.501	2	1	2:17.451	39.271	1:02.492	35.688	259.6	11:26:02.552
3	1	<b>2:23.460</b>	<b>40.948</b>	<b>1:05.218</b>	<b>37.294</b>	251.7	11:28:36.961	3	1	2:30.988	42.136	1:10.462	38.390	197.4	11:28:33.540
4	1	3:26.821 P	43.108	1:41.198	1:02.515	224.5	11:32:03.782	4	1	2:50.798 P	42.196	1:13.710	54.892	170.6	11:31:24.338



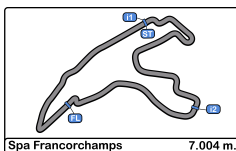


**Spa Francorchamps**  
**International GT Open**  
**Qualifying - 1 Driver - 1**  
**Lap Analysis**



63							93								
1 Albert Costa			Lamborghini Huracan GT3 EVO				1 Christopher Froggatt			Ferrari 488 GT3					
PRO			Emil Frey Racing				PROAM			Spirit of Race / Tempesta Racing					
2 Giacomo Altoè							2 Edward Cheever III								
Lap	D	Time	Sector 1	Sector 2	Sector 3	T. Spd	Elapsed	Lap	D	Time	Sector 1	Sector 2	Sector 3	T. Spd	Elapsed
1	2	11:23:17.651	11:21:32.077	1:06.836	38.738	194.9	11:23:17.651	1	1	11:22:45.720	11:20:54.709	1:10.952	40.059	251.7	11:22:45.720
2	2	2:17.435	39.535	1:02.384	35.516	255.3	11:25:35.086	2	2	2:19.418	39.787	1:03.649	35.982	260.2	11:25:05.138
3	2	2:16.590	39.278	1:01.860	35.452	258.9	11:27:51.676	3	2	2:17.630	39.226	1:02.651	35.753	262.1	11:27:22.768
4	2	2:58.434 P	38.913	1:05.104	1:14.417	261.5	11:30:50.110	4	2	2:34.949 P	39.373	1:03.803	51.773	261.5	11:29:57.717
5	2	16:29.353	14:47.289	1:04.145	37.919	236.8	11:47:19.463	5	2	8:35.541	6:49.341	1:09.830	36.370	255.9	11:38:33.258
6	2	2:17.536	39.012	1:02.445	36.079	259.6	11:49:36.999	6	2	<b>2:16.185</b>	39.221	<b>1:01.832</b>	<b>35.132</b>	264.0	11:40:49.443
7	2	2:16.110	39.006	<b>1:01.703</b>	<b>35.401</b>	258.9	11:51:53.109	7	2	2:25.230 P	39.029	1:02.667	43.534	262.7	11:43:14.673
8	2	<b>2:16.030</b>	38.854	1:01.717	35.459	260.8	11:54:09.139	8	2	6:14.107	4:28.906	1:04.947	40.254	258.9	11:49:28.780
9	2	2:17.107	<b>38.820</b>	1:02.160	36.127	260.8	11:56:26.246	9	2	2:18.171	39.035	1:03.498	35.638	262.1	11:51:46.951
10	2	2:16.472	39.063	1:01.783	35.626	258.9	11:58:42.718	10	2	2:28.597 P	<b>38.896</b>	1:02.190	47.511	260.8	11:54:15.548
11	2	2:31.443 P	39.762	1:04.955	46.726	256.5	12:01:14.161								
66							99								
1 Kang Ling			Lamborghini Huracan GT3 EVO				AM			2 António Coimbra					
PROAM			Vincenzo Sospiri Racing							Mercedes AMG GT3					
2 Frederik Schandorff							2 Luis Silva			Sports and You					
Lap	D	Time	Sector 1	Sector 2	Sector 3	T. Spd	Elapsed	Lap	D	Time	Sector 1	Sector 2	Sector 3	T. Spd	Elapsed
1	1	11:22:37.071	11:20:50.073	1:07.547	39.451	253.5	11:22:37.071	1	1	11:22:57.238	11:21:14.702	1:05.465	37.071	213.0	11:22:57.238
2	2	2:18.163	39.807	1:02.866	35.490	258.3	11:24:55.234	2	1	2:20.717	40.976	1:03.406	36.335	255.9	11:25:17.955
3	2	2:17.674	39.347	1:02.769	35.558	261.5	11:27:12.908	3	1	2:29.847	39.922	1:08.201	41.724	258.3	11:27:47.802
4	2	2:23.651 P	39.280	1:02.271	42.100	258.3	11:29:36.559	4	1	3:01.128 P	40.825	1:05.851	1:14.452	255.9	11:30:48.930
5	2	16:15.848	14:28.383	1:06.204	41.261	235.8	11:45:52.407	5	1	7:34.520	5:53.234	1:04.892	36.394	251.7	11:38:23.450
6	2	2:16.477	39.216	<b>1:01.751</b>	35.510	259.6	11:48:08.884	6	1	2:29.826 P	40.176	1:04.541	45.109	256.5	11:40:53.276
7	2	<b>2:16.281</b>	<b>38.973</b>	1:01.845	<b>35.463</b>	260.8	11:50:25.165	7	1	4:42.003	2:54.828	1:07.144	40.031	251.1	11:45:35.279
8	2	2:21.770	39.846	1:05.616	36.308	259.6	11:52:46.935	8	1	2:18.953	40.083	<b>1:02.841</b>	<b>36.029</b>	256.5	11:47:54.232
9	2	2:22.985 P	39.082	1:01.975	41.928	260.2	11:55:09.920	9	1	2:19.003	39.779	1:03.125	36.099	258.3	11:50:13.235
10	1	<b>2:18.830</b>	<b>39.681</b>	1:02.989	36.160	257.1	11:52:32.065	10	1	2:32.290 P	39.906	1:04.030	48.354	258.3	11:55:04.355
11	1														
75							90								
1 Kenny Habul			Mercedes AMG GT3				PROAM			2 Alberto Di Folco					
PROAM			Rowe Racing / SunEnergy1 Racing							Lamborghini Huracan GT3 EVO					
2 Thomas Jäger							2 Christoph Lenz			Raton Racing by Target					
Lap	D	Time	Sector 1	Sector 2	Sector 3	T. Spd	Elapsed	Lap	D	Time	Sector 1	Sector 2	Sector 3	T. Spd	Elapsed
1	1	11:24:44.627	11:23:02.713	1:05.036	36.878	238.4	11:24:44.627	1	1	11:22:30.965	11:20:47.845	1:06.291	36.829	251.1	11:22:30.965
2	1	2:19.364	39.575	1:03.632	36.157	257.1	11:27:03.991	2	1	<del>2:17.440</del>	39.283	1:02.558	35.569	258.3	11:24:48.375
3	1	2:40.601 P	39.806	1:11.010	49.785	254.7	11:29:44.592	3	1	2:16.676	39.049	1:02.222	35.405	260.2	11:27:05.051
4	1	9:50.865	8:08.954	1:04.321	37.590	242.6	11:39:35.457	4	1	2:35.824 P	<b>38.902</b>	1:03.302	53.620	263.4	11:29:40.875
5	1	2:18.452	39.637	1:02.919	35.896	257.1	11:41:53.909	5	1	10:57.014	9:16.085	1:05.079	35.850	144.5	11:40:37.889
6	1	2:29.742	39.410	1:06.212	44.120	259.6	11:44:23.651	6	1	2:16.544	39.030	1:01.963	35.551	258.9	11:42:54.433
7	1	<b>2:18.234</b>	39.643	<b>1:02.777</b>	<b>35.814</b>	256.5	11:46:41.885	7	1	<b>2:15.895</b>	39.020	<b>1:01.690</b>	<b>35.185</b>	260.8	11:45:10.328
8	1	3:10.491 P	<b>39.312</b>	1:45.725	45.454	257.1	11:49:52.376	8	1	2:25.882	39.207	1:07.744	38.931	260.2	11:47:36.210
								9	1	2:26.156	39.110	1:02.032	45.014	259.6	11:50:02.366
								10	1	2:28.678 P	38.912	1:03.912	45.854	260.2	11:52:31.044



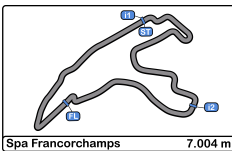


**Spa Francorchamps**  
**International GT Open**  
**Qualifying - 1 Driver - 1**  
**Best Sectors Results**



Sector - 1				Sector - 2				Sector - 3				Ideal Lap vs Best Lap				
Clas	Nº	Driver	Time	Nº	Driver	Time	Nº	Driver	Time	Clas	Nº	Driver	Ideal Lap	Best Lap	Clas	
1	34	Patrick Kujala	38.661	10	Fabrizio Crestani	1:01.435	93	Edward Cheever III	35.132	1	34	Patrick Kujala	2:15.677	2:15.770	1	
2	17	Fran Rueda	38.726	14	Mikaël Grenier	1:01.548	90	Alberto Di Folco	35.185	2	14	Mikaël Grenier	2:15.743	2:15.875	3	
3	63	Giacomo Altoè	38.820	90	Alberto Di Folco	1:01.690	14	Mikaël Grenier	35.288	3	90	Alberto Di Folco	2:15.777	2:15.895	4	
4	10	Fabrizio Crestani	38.865	63	Giacomo Altoè	1:01.703	17	Fran Rueda	35.304	4	10	Fabrizio Crestani	2:15.784	2:15.844	2	
5	93	Edward Cheever III	38.896	34	Patrick Kujala	1:01.710	34	Patrick Kujala	35.306	5	93	Edward Cheever III	2:15.860	2:16.185	6	
6	27	Nicolas Pohler	38.899	6	Daniel Zampieri	1:01.742	59	Martin Kodrić	35.376	6	63	Giacomo Altoè	2:15.924	2:16.030	5	
7	90	Alberto Di Folco	38.902	66	Frederik Schandorff	1:01.751	63	Giacomo Altoè	35.401	7	17	Fran Rueda	2:16.159	2:16.273	7	
8	14	Mikaël Grenier	38.907	93	Edward Cheever III	1:01.832	27	Nicolas Pohler	35.456	8	66	Frederik Schandorff	2:16.187	2:16.281	8	
9	26	Fabio Onidi	38.912	59	Martin Kodrić	1:01.839	66	Frederik Schandorff	35.463	9	59	Martin Kodrić	2:16.265	2:16.347	9	
10	66	Frederik Schandorff	38.973	27	Nicolas Pohler	1:02.054	10	Fabrizio Crestani	35.484	10	6	Daniel Zampieri	2:16.269	2:16.399	10	
11	6	Daniel Zampieri	38.984	17	Fran Rueda	1:02.129	6	Daniel Zampieri	35.543	11	27	Nicolas Pohler	2:16.409	2:16.658	11	
12	59	Martin Kodrić	39.050	26	Fabio Onidi	1:02.147	26	Fabio Onidi	35.752	12	26	Fabio Onidi	2:16.811	2:17.292	12	
13	12	Najiy Razak	39.140	12	Najiy Razak	1:02.421	12	Najiy Razak	35.789	13	12	Najiy Razak	2:17.350	2:17.409	13	
14	75	Kenny Habul	39.312	75	Kenny Habul	1:02.777	75	Kenny Habul	35.814	14	75	Kenny Habul	2:17.903	2:18.234	14	
15	11	Janine Hill	39.380	99	António Coimbra	1:02.841	99	António Coimbra	36.029	15	9	Davide Roda	2:18.447	2:18.474	15	
16	9	Davide Roda	39.392	9	Davide Roda	1:02.961	9	Davide Roda	36.094	16	99	António Coimbra	2:18.551	2:18.830	16	
17	20	Valentin Pierburg	39.474	8	Giuseppe Cipriani	1:03.112	11	Janine Hill	36.142	17	8	Giuseppe Cipriani	2:19.082	2:19.295	18	
18	8	Giuseppe Cipriani	39.641	20	Valentin Pierburg	1:03.384	20	Valentin Pierburg	36.273	18	20	Valentin Pierburg	2:19.131	2:19.168	17	
19	99	António Coimbra	39.681	16	Marcelo Hahn	1:03.709	8	Giuseppe Cipriani	36.329	19	11	Janine Hill	2:19.460	2:19.646	19	
20	19	Jiatong Liang	39.807	19	Jiatong Liang	1:03.879	16	Marcelo Hahn	36.467	20	16	Marcelo Hahn	2:20.205	2:20.607	21	
21	16	Marcelo Hahn	40.029	11	Janine Hill	1:03.938	19	Jiatong Liang	36.523	21	19	Jiatong Liang	2:20.209	2:20.209	20	
22	25	Alexander Hrachowina	40.948	25	Alexander Hrachowina	1:05.218	25	Alexander Hrachowina	37.294	22	25	Alexander Hrachowina	2:23.460	2:23.460	22	



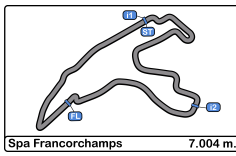


**Spa Francorchamps**  
**International GT Open**  
**Qualifying - 1 Driver - 1**  
**Best 5 Lap Times**



Cl	N°	Entrant/Team	Nat	Driver 1	Nat	Status	Driver 2	Nat	Status	Vehicle	Cat	Cl	Best 1		Best 2		Best 3		Best 4		Best 5		
													Time	Lap	Time	Lap	Time	Lap	Time	Lap	Time	Lap	
1	34	Imperiale Racing	ITA	Adrian Amstutz	CHE		Patrick Kujala	FIN		Lamborghini Huracan GT3	PROAM	1	2:15.770	6	2:15.804	8	2:16.018	7	2:16.052	2	2:25.637	3	
2	10	SPS Automotive Performance	DEU	Miguel Ramos	PRT		Fabrizio Crestani	ITA		Mercedes AMG GT3	PRO	1	2:15.844	6	2:16.260	7	2:17.770	3	2:30.633	8	2:31.036	9	
3	14	Emil Frey Racing	CHE	Norbert Siedler	AUT		Mikaël Grenier	CAN		Lamborghini Huracan GT3	PRO	2	2:15.875	8	2:15.944	7	2:16.185	6	2:16.776	3	2:17.723	2	
4	90	Raton Racing by Target	ITA	<b>Alberto Di Folco</b>	ITA		Christoph Lenz	CHE		Lamborghini Huracan GT3	PROAM	2	2:15.895	7	2:16.544	6	2:16.676	3	2:25.882	8	2:26.156	9	
5	63	Emil Frey Racing	CHE	Albert Costa	ESP		Giacomo Altoè	ITA		Lamborghini Huracan GT3	PRO	3	2:16.030	8	2:16.110	7	2:16.472	10	2:16.590	3	2:17.107	9	
6	93	Spirit of Race / Tempesta	GBR	Christopher Froggatt	GBR		Edward Cheever III	ITA		Ferrari 488 GT3	PROAM	3	2:16.185	6	2:17.630	3	2:18.171	9	2:19.418	2	2:25.230	7	
7	17	Teo Martín Motorsport	ESP	<b>Fran Rueda</b>	ESP		Andrés Saravia	GTN		McLaren 720 s	PRO	4	2:16.273	7	2:16.659	8	2:16.940	6	2:17.159	3	2:17.974	2	
8	66	Vincenzo Sospiri Racing	ITA	Kang Ling	CAN		Frederik Schandorff	DNK		Lamborghini Huracan GT3	PROAM	4	2:16.281	7	2:16.477	6	2:17.674	3	2:18.163	2	2:21.770	8	
9	59	Teo Martín Motorsport	ESP	<b>Martin Kodrić</b>	PRT		Henrique Chaves	PRT		McLaren 720 s	PRO	5	2:16.347	7	2:16.431	9	2:16.581	6	2:17.451	2	2:22.993	8	
10	6	Antonelli MotorSport	ITA	<b>Daniel Zampieri</b>	ITA		Michael Meadows	GBR		Mercedes AMG GT3	PRO	6	2:16.399	10	2:16.619	11	2:17.758	7	2:18.032	6	2:18.063	3	
11	27	Lazarus Racing	ITA	Nicola De Marco	ITA		Nicolas Pohler	DEU		Lamborghini Huracan GT3	PRO	7	2:16.658	7	2:17.703	6	2:18.563	3	2:20.429	8	2:36.157	9	
12	26	Lazarus Racing	ITA	Eliseo Martínez	ESP		Fabio Onidi	ITA		Lamborghini Huracan GT3	PRO	8	2:17.292	9	2:17.550	11	2:17.659	10	2:17.948	8	2:18.117	2	
13	12	Ombra Racing	ITA	Federico Leo	ITA		Najiy Razak	MYS		Lamborghini Huracan GT3	PRO	9	2:17.409	10	2:17.935	12	2:17.948	11	2:19.163	7	2:19.599	6	
14	75	Rowe Racing / SunEnergy1	DEU	<b>Kenny Habul</b>	AUS		Thomas Jäger	DEU		Mercedes AMG GT3	PROAM	5	2:18.234	7	2:18.452	5	2:19.364	2	2:29.742	6	3:10.491	8	
15	9	Antonelli MotorSport	ITA	Davide Roda	ITA					Mercedes AMG GT3	AM	1	2:18.474	11	2:19.482	10	2:19.616	6	2:19.621	5	2:20.188	7	
16	99	Sports and You	PRT	<b>António Coimbra</b>	PRT		Luis Silva	PRT		Mercedes AMG GT3	AM	2	2:18.830	10	2:18.953	8	2:19.003	9	2:20.717	2	2:29.826	6	
17	20	SPS Automotive Performance	DEU	<b>Valentin Pierburg</b>	DEU		Tom Onslow-Cole	GBR		Mercedes AMG GT3	PROAM	6	2:19.168	8	2:19.323	6	2:19.411	7	2:20.917	10	2:21.109	2	
18	8	Antonelli MotorSport	ITA	Giuseppe Cipriani	ITA					Mercedes AMG GT3	AM	3	2:19.295	11	2:19.661	3	2:20.105	10	2:20.141	9	2:20.671	2	
19	11	GetSpeed Performance	DEU	<b>Janine Hill</b>	GBR		John Shoffner	USA		Mercedes AMG GT3	AM	4	2:19.646	11	2:19.695	6	2:19.979	8	2:20.331	7	2:21.967	12	
20	19	Raton Racing by Target	ITA	<b>Jiatong Liang</b>	CAN		Raffaele Giammaria	ITA		Lamborghini Huracan GT3	PROAM	7	2:20.209	2	2:24.730	3							
21	16	Teo Martín Motorsport	ESP	<b>Marcelo Hahn</b>	BRA		Ben Barnicoat	GBR		McLaren 720 s	PROAM	8	2:20.607	8	2:20.952	7	2:20.959	11	2:21.314	12	2:21.799	6	
22	25	HTP Motorsport	DEU	<b>Alexander Hrachowina</b>	AUT		Martin Konrad	AUT		Mercedes AMG GT3	AM	5	2:23.460	3	2:25.394	2							





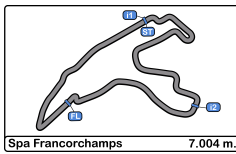
**Spa Francorchamps**  
**International GT Open**  
**Qualifying - 1 Driver - 1**  
**Best 5 Top Speeds**



Cl	Nº	Entrant/Team	Nat	Driver 1	Nat	Status	Driver 2	Nat	Status	Vehicle	Cat	Cl	Top 1		Top 2		Top 3		Top 4		Top 5		Avg
													Km/h	Lap	Km/h	Lap	Km/h	Lap	Km/h	Lap	Km/h	Lap	
1	26	Lazarus Racing	ITA	Eliseo Martínez	ESP		Fabio Onidi	ITA		Lamborghini Huracan GT3	PRO	1	266.6	9	264.0	4	263.4	10	263.4	11	262.7	3	264.0
2	34	Imperiale Racing	ITA	Adrian Amstutz	CHE		Patrick Kujala	FIN		Lamborghini Huracan GT3	PROAM	1	265.3	3	264.7	6	264.0	7	263.4	8	261.5	2	263.8
3	93	Spirit of Race / Tempesta	GBR	Christopher Froggatt	GBR		Edward Cheever III	ITA		Ferrari 488 GT3	PROAM	2	264.0	6	262.7	7	262.1	3	262.1	9	261.5	4	262.5
4	17	Teo Martín Motorsport	ESP	Fran Rueda	ESP		Andrés Saravia	ITA		McLaren 720 s	PRO	2	263.4	8	262.7	7	262.7	9	261.5	4	260.8	6	262.2
5	27	Lazarus Racing	ITA	Nicola De Marco	ITA		Nicolas Pohler	DEU		Lamborghini Huracan GT3	PRO	3	263.4	3	263.4	8	262.7	6	262.1	4	262.1	9	262.7
6	90	Raton Racing by Target	ITA	Alberto Di Folco	ITA		Christoph Lenz	CHE		Lamborghini Huracan GT3	PROAM	3	263.4	4	260.8	7	260.2	3	260.2	8	260.2	10	261.0
7	14	Emil Frey Racing	CHE	Norbert Siedler	AUT		Mikaël Grenier	CAN		Lamborghini Huracan GT3	PRO	4	262.1	4	261.5	3	261.5	8	260.8	6	260.8	9	261.3
8	63	Emil Frey Racing	CHE	Albert Costa	ESP		Giacomo Altoè	ITA		Lamborghini Huracan GT3	PRO	5	261.5	4	260.8	8	260.8	9	259.6	6	258.9	3	260.3
9	66	Vincenzo Sospiri Racing	ITA	Kang Ling	CHN		Frederik Schandorff	DNK		Lamborghini Huracan GT3	PROAM	4	261.5	3	260.8	7	260.2	9	259.6	6	259.6	8	260.3
10	10	SPS Automotive Performance	DEU	Miguel Ramos	PRT		Fabrizio Crestani	ITA		Mercedes AMG GT3	PRO	6	260.2	4	259.6	7	258.9	3	258.9	6	258.3	9	259.2
11	59	Teo Martín Motorsport	ESP	Martin Kodrić	HRV		Henrique Chaves	PRT		McLaren 720 s	PRO	7	260.2	7	260.2	8	259.6	2	259.6	9	257.7	6	259.4
12	6	Antonelli MotorSport	ITA	Daniel Zampieri	ITA		Michael Meadows	GBR		Mercedes AMG GT3	PRO	8	259.6	12	258.9	8	257.1	11	256.5	7	255.9	2	257.6
13	12	Ombra Racing	ITA	Federico Leo	ITA		Najiy Razak	MYA		Lamborghini Huracan GT3	PRO	9	259.6	8	259.6	10	258.3	2	258.3	12	258.3	13	258.8
14	75	Rowe Racing / SunEnergy1	DEU	Kenny Habul	AUS		Thomas Jäger	DEU		Mercedes AMG GT3	PROAM	5	259.6	6	257.1	2	257.1	5	257.1	8	256.5	7	257.5
15	11	GetSpeed Performance	DEU	Janine Hill	GBR		John Shoffner	USA		Mercedes AMG GT3	AM	1	258.9	6	258.9	8	257.7	7	256.5	2	256.5	3	257.7
16	20	SPS Automotive Performance	DEU	Valentin Pierburg	DEU		Tom Onslow-Cole	GBR		Mercedes AMG GT3	PROAM	6	258.9	4	258.3	8	257.1	3	257.1	7	257.1	9	257.7
17	99	Sports and You	PRT	António Coimbra	PRT		Luis Silva	PRT		Mercedes AMG GT3	AM	2	258.3	3	258.3	9	258.3	11	257.1	10	256.5	6	257.7
18	9	Antonelli MotorSport	ITA	Davide Roda	ITA					Mercedes AMG GT3	AM	3	257.1	10	256.5	3	256.5	11	255.9	7	254.1	8	256.0
19	8	Antonelli MotorSport	ITA	Giuseppe Cipriani	ITA					Mercedes AMG GT3	AM	4	256.5	6	255.9	3	254.7	10	254.7	11	254.7	12	255.3
20	16	Teo Martín Motorsport	ESP	Marcelo Hahn	BRA		Ben Barnicoat	GBR		McLaren 720 s	PROAM	7	256.5	7	256.5	8	256.5	10	256.5	12	254.7	6	256.1
21	19	Raton Racing by Target	ITA	Jiatong Liang	CHN		Raffaele Giammaria	ITA		Lamborghini Huracan GT3	PROAM	8	256.5	2	249.4	3	183.0	1					229.6
22	25	HTP Motorsport	DEU	Alexander Hrachowina	AUT		Martin Konrad	AUT		Mercedes AMG GT3	AM	5	251.7	3	250.0	2	244.3	1	224.5	4			242.6





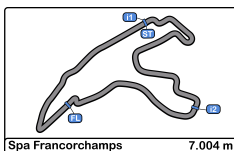


Spa Francorchamps  
International GT Open  
Qualifying - 1 Driver - 1  
Fastest Laps Sequence



Lap	Time of Day	Session Time	Nº	Entrant/Team	Nat	Driver 1	Nat	Status	Driver 2	Nat	Status	Vehicle	Cat	Time	Km/h
2	11:24:53.822	4:53.822	20	SPS Automotive Performance		<u>Valentin Pierburg</u>			Tom Onslow-Cole			Mercedes AMG GT3	PROAM	<b>2:21.109</b>	178.6
2	11:24:55.234	4:55.234	66	Vincenzo Sospiri Racing		Kang Ling			<u>Frederik Schandorff</u>			Lamborghini Huracan GT3	PROAM	<b>2:18.163</b>	182.4
2	11:24:59.445	4:59.445	26	Lazarus Racing		Eliseo Martínez			<u>Fabio Onidi</u>			Lamborghini Huracan GT3	PRO	<b>2:18.117</b>	182.5
2	11:25:35.086	5:35.086	63	Emil Frey Racing		Albert Costa			<u>Giacomo Altoè</u>			Lamborghini Huracan GT3	PRO	<b>2:17.435</b>	183.4
2	11:26:19.617	6:19.617	34	Imperiale Racing		Adrian Amstutz			<u>Patrick Kujala</u>			Lamborghini Huracan GT3	PROAM	<b>2:16.052</b>	185.3
7	11:45:10.328	25:10.328	90	Raton Racing by Target		<u>Alberto Di Folco</u>			Christoph Lenz			Lamborghini Huracan GT3	PROAM	<b>2:15.895</b>	185.5
6	11:46:30.779	26:30.779	10	SPS Automotive Performance		Miguel Ramos			<u>Fabrizio Crestani</u>			Mercedes AMG GT3	PRO	<b>2:15.844</b>	185.6
6	11:49:16.879	29:16.879	34	Imperiale Racing		Adrian Amstutz			<u>Patrick Kujala</u>			Lamborghini Huracan GT3	PROAM	<b>2:15.770</b>	185.7



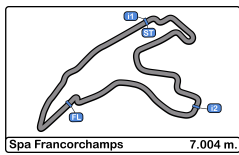


**Spa Francorchamps**  
**International GT Open**  
**Qualifying - 1 Driver - 1**  
**Event Best Maximum Speed**



Nº	Entrant/Team	Nat	Driver 1	Nat	Status	Driver 2	Nat	Status	Vehicle	Cat	Km/h	Session
26	Lazarus Racing	ITA	Eliseo Martínez	ESP		Fabio Onidi	ITA		Lamborghini Huracan GT3	PRO	266.6	Qualifying - 1 Driver - 1
34	Imperiale Racing	ITA	Adrian Amstutz	CHE		Patrick Kujala	FIN		Lamborghini Huracan GT3	PROAM	265.3	Qualifying - 1 Driver - 1
93	Spirit of Race / Tempesta	GBR	Christopher Froggatt	GBR		Edward Cheever III	ITA		Ferrari 488 GT3	PROAM	264.0	Qualifying - 1 Driver - 1
27	Lazarus Racing	ITA	Nicola De Marco	ITA		Nicolas Pohler	DEU		Lamborghini Huracan GT3	PRO	263.4	Qualifying - 1 Driver - 1
90	Raton Racing by Target	ITA	Alberto Di Folco	ITA		Christoph Lenz	CHE		Lamborghini Huracan GT3	PROAM	263.4	Qualifying - 1 Driver - 1
17	Teo Martín Motorsport	ESP	Fran Rueda	ESP		Andrés Saravia	GTM		McLaren 720 s	PRO	263.4	Qualifying - 1 Driver - 1
14	Emil Frey Racing	CHE	Norbert Siedler	AUT		Mikaël Grenier	CAN		Lamborghini Huracan GT3	PRO	262.1	Qualifying - 1 Driver - 1
66	Vincenzo Sospiri Racing	ITA	Kang Ling	CHN		Frederik Schandorff	DNK		Lamborghini Huracan GT3	PROAM	261.5	Qualifying - 1 Driver - 1
63	Emil Frey Racing	CHE	Albert Costa	ESP		Giacomo Altoè	ITA		Lamborghini Huracan GT3	PRO	261.5	Qualifying - 1 Driver - 1
59	Teo Martín Motorsport	ESP	Martin Kodrić	HRV		Henrique Chaves	PRT		McLaren 720 s	PRO	260.2	Free Practice - 2
10	SPS Automotive Performance	DEU	Miguel Ramos	PRT		Fabrizio Crestani	ITA		Mercedes AMG GT3	PRO	260.2	Qualifying - 1 Driver - 1
75	Rowe Racing / SunEnergy1	DEU	Kenny Habul	AUS		Thomas Jäger	DEU		Mercedes AMG GT3	PROAM	259.6	Qualifying - 1 Driver - 1
12	Ombra Racing	ITA	Federico Leo	ITA		Najiy Razak	MYS		Lamborghini Huracan GT3	PRO	259.6	Qualifying - 1 Driver - 1
6	Antonelli MotorSport	ITA	Daniel Zampieri	ITA		Michael Meadows	GBR		Mercedes AMG GT3	PRO	259.6	Qualifying - 1 Driver - 1
19	Raton Racing by Target	ITA	Jiatong Liang	CHN		Raffaele Giammaria	ITA		Lamborghini Huracan GT3	PROAM	258.9	Free Practice - 1
20	SPS Automotive Performance	DEU	Valentin Pierburg	DEU		Tom Onslow-Cole	GBR		Mercedes AMG GT3	PROAM	258.9	Qualifying - 1 Driver - 1
11	GetSpeed Performance	DEU	Janine Hill	GBR		John Shoffner	USA		Mercedes AMG GT3	AM	258.9	Qualifying - 1 Driver - 1
99	Sports and You	PRT	António Coimbra	PRT		Luis Silva	PRT		Mercedes AMG GT3	AM	258.3	Qualifying - 1 Driver - 1
16	Teo Martín Motorsport	ESP	Marcelo Hahn	BRA		Ben Barnicoat	GBR		McLaren 720 s	PROAM	257.7	Free Practice - 1
9	Antonelli MotorSport	ITA	Davide Roda	ITA					Mercedes AMG GT3	AM	257.1	Free Practice - 1
8	Antonelli MotorSport	ITA	Giuseppe Cipriani	ITA					Mercedes AMG GT3	AM	256.5	Free Practice - 1
25	HTP Motorsport	DEU	Alexander Hrachowina	AUT		Martin Konrad	AUT		Mercedes AMG GT3	AM	255.3	Free Practice - 1





**Spa Francorchamps**  
**International GT Open**  
**Qualifying - 1 Driver - 1**  
**Pit Stop Analysis**



**6** Daniel Zampieri PRO Antonelli MotorSport  
 Michael Meadows Mercedes AMG GT3

Nr.	In Day Time	In Time	Out Time	Pit Time	T. Pit Time	Handicap	Penalty
1	11:30:57.871	11:30:57.871	11:36:56.431	5:58.560	5:58.560		
2	11:46:08.451	11:46:08.451	11:49:46.555	3:38.104	9:36.664		

**8** Giuseppe Cipriani AM Antonelli MotorSport  
 Mercedes AMG GT3

Nr.	In Day Time	In Time	Out Time	Pit Time	T. Pit Time	Handicap	Penalty
1	11:32:05.164	11:32:05.164	11:36:58.445	4:53.281	4:53.281		
2	11:44:08.006	11:44:08.006	11:46:06.826	1:58.820	6:52.101		

**9** Davide Roda AM Antonelli MotorSport  
 Mercedes AMG GT3

Nr.	In Day Time	In Time	Out Time	Pit Time	T. Pit Time	Handicap	Penalty
1	11:30:41.201	11:30:41.201	11:36:44.901	6:03.700	6:03.700		
2	11:48:31.175	11:48:31.175	11:50:06.052	1:34.877	7:38.577		

**10** Miguel Ramos PRO SPS Automotive Performance  
 Fabrizio Crestani Mercedes AMG GT3

Nr.	In Day Time	In Time	Out Time	Pit Time	T. Pit Time	Handicap	Penalty
1	11:22:35.806	11:22:35.806	11:23:42.479	1:06.673	1:06.673		
2	11:30:56.098	11:30:56.098	11:41:58.872	11:02.774	12:09.447		

**11** Janine Hill AM GetSpeed Performance  
 John Shoffner Mercedes AMG GT3

Nr.	In Day Time	In Time	Out Time	Pit Time	T. Pit Time	Handicap	Penalty
1	11:30:38.248	11:30:38.248	11:37:43.591	7:05.343	7:05.343		

**12** Federico Leo PRO Ombra Racing  
 Najiy Razak Lamborghini Huracan GT3 EVO

Nr.	In Day Time	In Time	Out Time	Pit Time	T. Pit Time	Handicap	Penalty
1	11:30:53.741	11:30:53.741	11:36:09.765	5:16.024	5:16.024		
2	11:45:26.678	11:45:26.678	11:46:39.224	1:12.546	6:28.570		

**14** Norbert Siedler PRO Emil Frey Racing  
 Mikaël Grenier Lamborghini Huracan GT3 EVO

Nr.	In Day Time	In Time	Out Time	Pit Time	T. Pit Time	Handicap	Penalty
1	11:30:48.977	11:30:48.977	11:45:17.611	14:28.634	14:28.634		

**17** Fran Rueda PRO Teo Martín Motorsport  
 Andrés Saravia McLaren 720 s

Nr.	In Day Time	In Time	Out Time	Pit Time	T. Pit Time	Handicap	Penalty
1	11:30:45.692	11:30:45.692	11:45:46.622	15:00.930	15:00.930		

**20** Valentin Pierburg PROAM SPS Automotive Performance  
 Tom Onslow-Cole Mercedes AMG GT3

Nr.	In Day Time	In Time	Out Time	Pit Time	T. Pit Time	Handicap	Penalty
1	11:29:40.698	11:29:40.698	11:37:01.656	7:20.958	7:20.958		

**26** Eliseo Martínez PRO Lazarus Racing  
 Fabio Onidi Lamborghini Huracan GT3

Nr.	In Day Time	In Time	Out Time	Pit Time	T. Pit Time	Handicap	Penalty
1	11:29:45.029	11:29:45.029	11:36:36.502	6:51.473	6:51.473		
2	11:41:14.904	11:41:14.904	11:43:20.792	2:05.888	8:57.361		

**27** Nicola De Marco PRO Lazarus Racing  
 Nicolas Pohler Lamborghini Huracan GT3 EVO

Nr.	In Day Time	In Time	Out Time	Pit Time	T. Pit Time	Handicap	Penalty
1	11:30:39.491	11:30:39.491	11:37:45.718	7:06.227	7:06.227		

**34** Adrian Amstutz PROAM Imperiale Racing  
 Patrick Kujala Lamborghini Huracan GT3

Nr.	In Day Time	In Time	Out Time	Pit Time	T. Pit Time	Handicap	Penalty
1	11:32:00.009	11:32:00.009	11:44:35.183	12:35.174	12:35.174		

**59** Martin Kodrić PRO Teo Martín Motorsport  
 Henrique Chaves McLaren 720 s

Nr.	In Day Time	In Time	Out Time	Pit Time	T. Pit Time	Handicap	Penalty
1	11:31:18.584	11:31:18.584	11:43:05.078	11:46.494	11:46.494		

**63** Albert Costa PRO Emil Frey Racing  
 Giacomo Altoè Lamborghini Huracan GT3 EVO

Nr.	In Day Time	In Time	Out Time	Pit Time	T. Pit Time	Handicap	Penalty
1	11:30:43.889	11:30:43.889	11:45:01.987	14:18.098	14:18.098		

**66** Kang Ling PROAM Vincenzo Sospiri Racing  
 Frederik Schandorff Lamborghini Huracan GT3 EVO

Nr.	In Day Time	In Time	Out Time	Pit Time	T. Pit Time	Handicap	Penalty
1	11:29:31.277	11:29:31.277	11:43:30.156	13:58.879	13:58.879		

**75** Kenny Habul PROAM Rowe Racing / SunEnergy1 Racing  
 Thomas Jäger Mercedes AMG GT3

Nr.	In Day Time	In Time	Out Time	Pit Time	T. Pit Time	Handicap	Penalty
1	11:29:39.364	11:29:39.364	11:37:18.863	7:39.499	7:39.499		

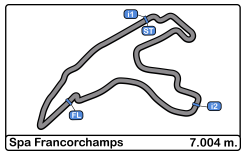
**90** Alberto Di Folco PROAM Raton Racing by Target  
 Christoph Lenz Lamborghini Huracan GT3 EVO

Nr.	In Day Time	In Time	Out Time	Pit Time	T. Pit Time	Handicap	Penalty
1	11:29:35.696	11:29:35.696	11:38:20.109	8:44.413	8:44.413		

**99** António Coimbra AM Sports and You  
 Luis Silva Mercedes AMG GT3

Nr.	In Day Time	In Time	Out Time	Pit Time	T. Pit Time	Handicap	Penalty
1	11:30:42.910	11:30:42.910	11:36:07.390	5:24.480	5:24.480		
2	11:40:48.021	11:40:48.021	11:43:12.445	2:24.424	7:48.904		

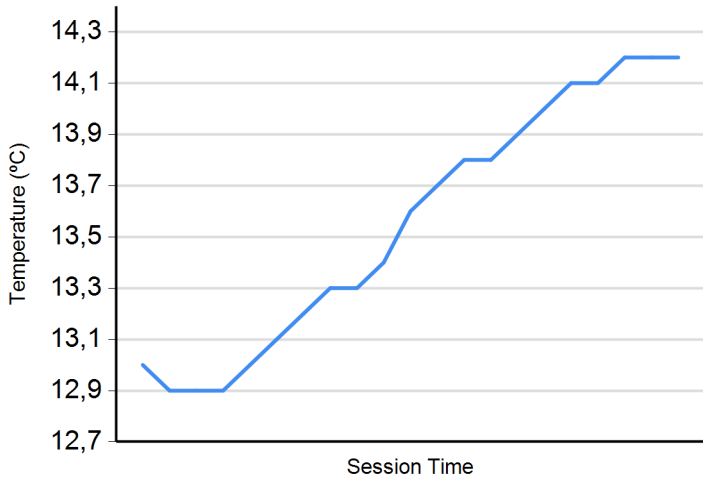




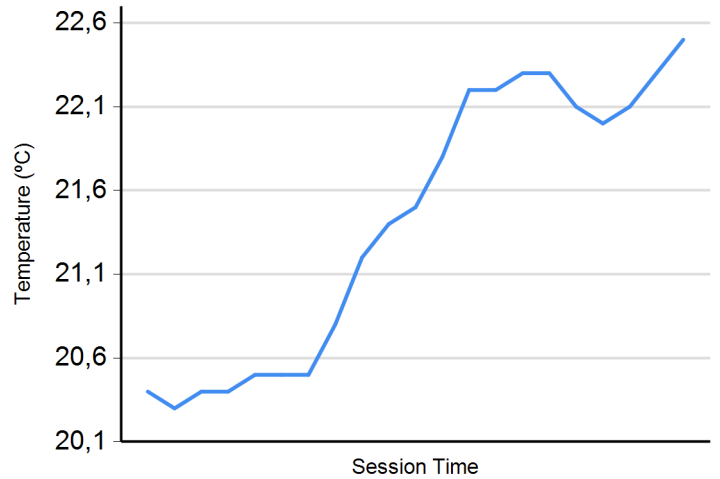
**Spa Francorchamps**  
**International GT Open**  
**Qualifying - 1 Driver - 1**  
**Weather Report**



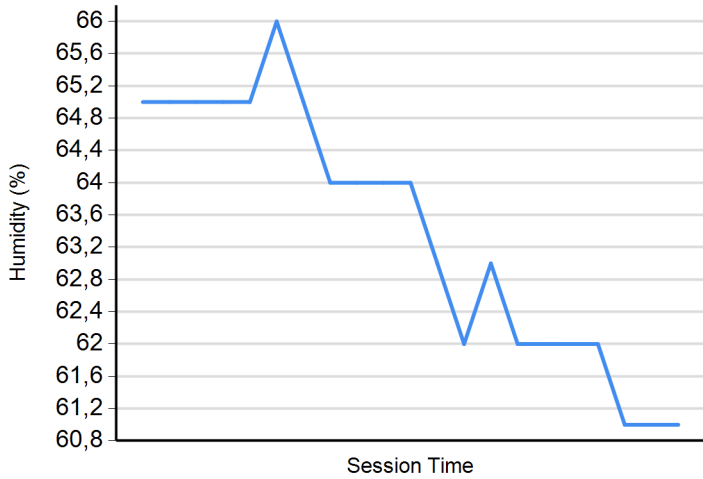
**Air Temperature**



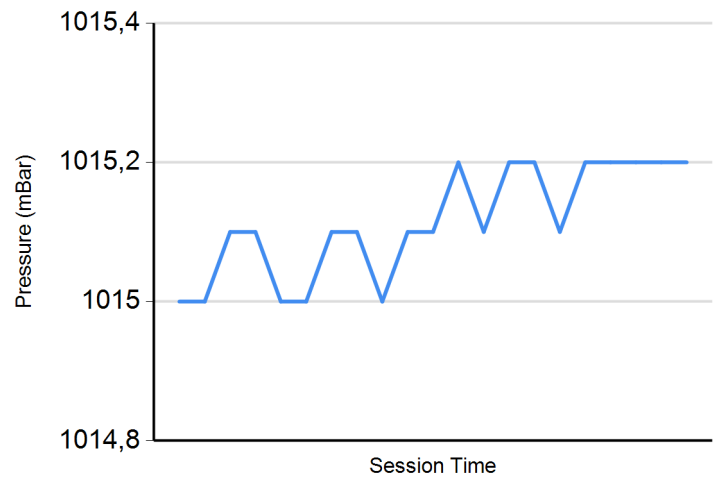
**Track Temperature**



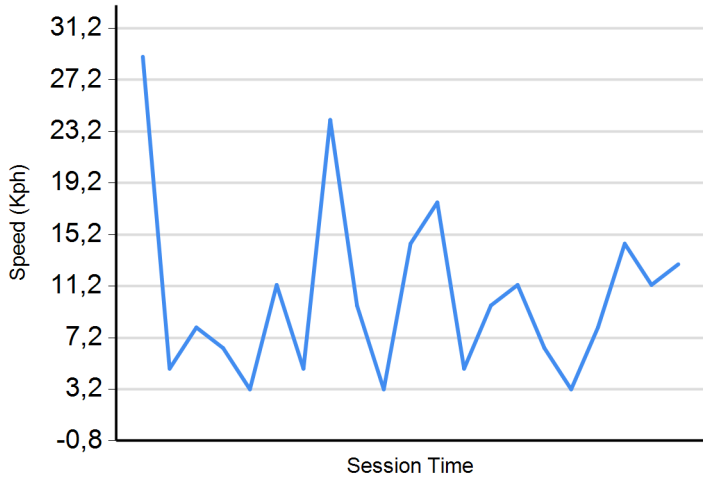
**Humidity**



**Pressure**



**Wind Speed**



**Wind direction**

North = 0°/360° Est = 90° South = 180° West = 270°

