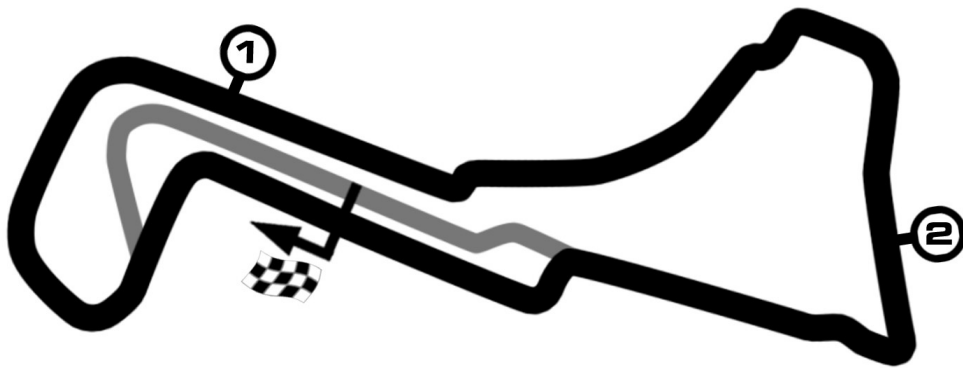


DTM

DTM Zolder

race 2



Circuit Zolder 4000 m

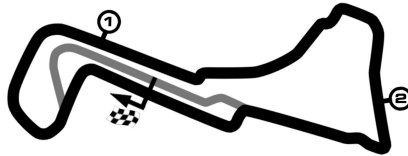
17. -19.05.2019

DTM Zolder

Circuit Zolder, length 4000 m

17. -19.05.2019

DTM



DTM

Result race 2, 19.05.2019

-Reg.No.: C-Z-DTM-INT-009

Rk	No	DRIVER/ENTRANT	CAR	LAPS	TIME	GAP	INT	km/h	BEST	IN
1	33	René Rast (DEU) Audi Sport Team Rosberg	Audi Sport RS 5 DTM	39	59:24.539			157.552	1:23.864	4
2	25	Philipp Eng (AUT) BMW Team RMR	ZF BMW M4 DTM	39	59:34.384	09.845	09.845	157.118	1:23.600	10
3	53	Jamie Green (GBR) Audi Sport Team Rosberg	Hoffmann Group Audi RS 5 DTM	39	59:36.330	11.791	01.946	157.032	1:24.319	13
4	99	Mike Rockenfeller (DEU) Audi Sport Team Phoenix	Akrapovic Audi RS 5 DTM	39	59:37.140	12.601	00.810	156.997	1:24.346	3
5	31	Sheldon Van der Linde (RSA) BMW Team RBM	Shell BMW M4 DTM	39	59:37.734	13.195	00.594	156.971	1:24.113	2
6	76	Jake Dennis (GBR) R-Motorsport 1	Aston Martin Vantage DTM	39	59:44.364	19.825	06.630	156.681	1:25.586	4
7	7	Bruno Spengler (CAN) BMW Team RMG	BMW Bank M4 DTM	39	59:45.007	20.468	00.643	156.652	1:24.416	5
8	51	Nico Müller (CHE) Audi Sport Team Abt Sportsline	Castrol EDGE Audi RS 5 DTM	39	59:46.102	21.563	01.095	156.605	1:24.339	4
9	21	Pietro Fittipaldi (BRA) WRT Team Audi Sport	WRT Audi RS 5 DTM	39	59:47.200	22.661	01.098	156.557	1:25.301	10
10	47	Joel Eriksson (SWE) BMW Team RBM	CATL BMW M4 DTM	39	59:48.089	23.550	00.889	156.518	1:24.280	9
11	28	Loic Duval (FRA) Audi Sport Team Phoenix	MASCOT WORKWEAR Audi RS 5 DTM	39	59:48.187	23.648	00.098	156.514	1:24.906	4
12	27	Jonathan Aberdein (RSA) WRT Team Audi Sport	WRT Audi RS 5 DTM	39	59:51.332	26.793	03.145	156.377	1:24.857	3
13	11	Marco Wittmann (DEU) BMW Team RMG	Schaeffler BMW M4 DTM	39	1:00:04.319	39.780	12.987	155.813	1:24.145	3
14	16	Timo Glock (DEU) BMW Team RMR	JIVS BMW M4 DTM	38	58:41.897	1 Runde	1 Runde	155.371	1:24.245	2
NOT CLASSIFIED										
	23	Daniel Juncadella (ESP) R-Motorsport 2	Aston Martin Vantage DTM	27	43:01.480	12 Runden		150.611	1:25.503	4
	4	Robin Frijns (NLD) Audi Sport Team Abt Sportsline	Aral Ultimate Audi RS 5 DTM	21	30:43.764	18 Runden		164.012	1:24.013	2
	62	Ferdinand von Habsburg (AUT) R-Motorsport 2	Aston Martin Vantage DTM	17	25:03.572	22 Runden		162.812	1:25.744	4

fastest lap: 25 Eng Philipp 1:23.600 = 172.249 km/h at lap 10

Issued:

Clerk of the Course:

Timekeeper:

Subject to final scrutineering !



Lapchart: DTM race 2

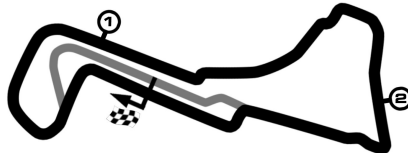
POS	1	2	3	4	5	6	7	8	9	10	11	12	13	14	15	16	17
LAP 1	31	33	16	4	25	11	53	99	47	28	27	7	76	51	62	21	23.
LAP 2	31	33	16	4	25	11	53	99	47	28	27	7	51	76	21	62	23
LAP 3	31	33	16	4	25	11	53	99	47	28	27	51	76	21	62	7.	23
LAP 4	31	33	4	16	25	11	53	99	47	28	27	51	76	21	62	7	23
LAP 5	31	33	4	16	25	11	53	99	47	28	27	51	21	76	62	7	23
LAP 6	31	33	4	16	25	11	53	99	47	28	27	51	21	76	62	7	23
LAP 7	31	33	4	16	25	11	53	99	28	51	27	21	76	62	47.	7	23
LAP 8	31	33	4	16	11	53	99	28	27	25.	76	62	51.	21.	47	7	23
LAP 9	31	33	4	16	11	53	99	28	27	76	62	25	47	51	7	21	23
LAP 10	31	33	11	53	99	28	4.	27	16.	76	62	25	47	51	7	21	23
LAP 11	33	11	99	28	31.	53.	76	62	27.	25	4	16	47	51	7	21	23
LAP 12	11	99	28	33.	76	62	31	25	4	16	47	53	51	7	21	23	27
LAP 13	11	99	28	76	62	33	31	25	4	16	47	53	51	7	21	23	27
LAP 14	11	99	28	76	62	33	31	25	4	16	47	53	51	7	21	27	23
LAP 15	11	99	28	76	62	33	31	25	4	16	47	53	51	7	21	27	23
LAP 16	99	28	11.	76	62	33	31	25	4	16	53	47	51	7	21	27	23
LAP 17	99	28	76	33	31	25	4	16	11	53	62.	47	51	7	21	27	23
LAP 18	99	28	76	33	31	25	4	16	11	53	47	51	7	27	21	23	
LAP 19	99	76	28.	33	31	25	4	16	11	53	47	51	7	27	21	23	
LAP 20	76	99.	33	31	25	4	11	16	53	47	51	7	28	27	21	23	
LAP 21	76	33	31	25	4	11	16	53	47	51	99	7	28	27	21	23	
LAP 22	33	76.	31	25	16	11	47	99	53.	28	51.	7.	23	27.	21.		
LAP 23	33	31	25	16	11	99	28	76	47.	23.	53	51	7	27	21		
LAP 24	33	31	25	16	11	99	28	76	53	51	7	47	27	23	21		
LAP 25	33	31	25	16	11	99	28	76	53	51	7	47	27	23	21		
LAP 26	33	31	25	16	11	99	76	28	51	53	47	7	27	23	21		
LAP 27	33	25	31	99	16	76	53	7	51	27	21	47	28	11.	23.		
LAP 28	33	25	31	99	76	16	53	7	51	27	21	47	28	11			
LAP 29	33	25	31	99	53	16	76	51	7	27	21	47	28	11			
LAP 30	33	25	31	99	53	16	76	51	7	27	21	47	28	11			
LAP 31	33	25	31	99	53	16	76	51	7	27	21	47	28	11			
LAP 32	33	25	31	53	99	16	76	51	7	27	21	47	28	11			
LAP 33	33	25	31	53	99	16	76	51	7	27	21	47	28	11			
LAP 34	33	25	31	53	99	16	76	51	7	27	21	47	28	11			
LAP 35	33	25	31	53	99	16	76	7	51	27	21	47	28	11			
LAP 36	33	25	31	53	99	16	76	7	51	27	21	47	28	11			
LAP 37	33	25	31	53	99	76	7	16	51	27	21	47	28	11			
LAP 38	33	25	31	53	99	76	7	51	21	28	47	27	11	16.			
LAP 39	33	25	53	99	31	76	7	51	21	47	28	27	11				

DTM Zolder

Circuit Zolder, length 4000 m

17. -19.05.2019

DTM



DTM

Lap by Lap race 2, 19.05.2019

-Reg.No.: C-Z-DTM-INT-009

4 Robin Frijns , Aral Ultimate Audi RS 5 DTM / NLD															
1	1:31.859	2	1:24.013	3	1:24.310	4	1:24.511	5	1:24.582	6	1:24.476	7	1:24.900	8	1:25.126
9	1:25.340	pit	1:38.851	11	2:00.370	12	1:25.039	13	1:25.992	14	1:24.950	15	1:25.132	16	1:25.502
17	1:26.440	18	1:25.335	19	1:25.797	20	1:25.648	21	1:25.591						

7 Bruno Spengler , BMW Bank M4 DTM / CAN															
1	1:36.285	2	1:25.597	pit	1:41.029	4	1:59.609	5	1:24.416	6	1:24.486	7	1:24.774	8	1:24.851
9	1:25.213	10	1:25.186	11	1:25.290	12	1:25.451	13	1:25.559	14	1:25.728	15	1:25.938	16	1:25.973
17	1:25.843	18	1:25.974	19	1:25.862	20	1:26.096	21	1:28.712	pit	1:42.299	23	2:06.746	24	1:38.895
25	2:08.086	26	2:15.103	27	1:31.347	28	1:27.459	29	1:29.114	30	1:26.126	31	1:26.082	32	1:26.169
33	1:26.236	34	1:25.867	35	1:27.393	36	1:26.850	37	1:28.450	38	1:28.058	39	1:26.855		

11 Marco Wittmann , Schaeffler BMW M4 DTM / DEU															
1	1:33.116	2	1:24.597	3	1:24.145	4	1:24.716	5	1:24.682	6	1:24.925	7	1:24.863	8	1:25.354
9	1:25.158	10	1:24.807	11	1:25.289	12	1:25.251	13	1:25.287	14	1:25.035	15	1:25.153	pit	1:39.370
17	2:01.076	18	1:25.093	19	1:25.454	20	1:25.502	21	1:25.001	22	1:28.263	23	1:57.608	24	2:08.904
25	2:08.187	26	2:21.411	pit	1:47.775	28	1:48.807	29	1:25.766	30	1:25.151	31	1:25.263	32	1:24.778
33	1:24.748	34	1:25.053	35	1:24.891	36	1:25.314	37	1:25.443	38	1:26.766	39	1:26.317		

16 Timo Glock , JIVS BMW M4 DTM / DEU															
1	1:31.290	2	1:24.245	3	1:24.489	4	1:25.506	5	1:24.653	6	1:24.607	7	1:25.047	8	1:25.140
9	1:25.319	pit	1:39.164	11	1:59.819	12	1:24.970	13	1:25.275	14	1:25.657	15	1:24.725	16	1:25.697
17	1:26.220	18	1:25.625	19	1:25.677	20	1:26.343	21	1:25.463	22	1:26.755	23	1:57.483	24	2:08.964
25	2:08.258	26	2:21.693	27	1:31.268	28	1:27.632	29	1:27.740	30	1:26.517	31	1:26.105	32	1:26.229
33	1:26.516	34	1:26.241	35	1:27.309	36	1:27.558	37	1:29.172	pit	1:51.526				

21 Pietro Fittipaldi , WRT Audi RS 5 DTM / BRA															
1	1:37.821	2	1:26.202	3	1:25.508	4	1:25.496	5	1:25.508	6	1:25.630	7	1:25.817	pit	1:40.464
9	2:01.477	10	1:25.301	11	1:25.848	12	1:25.997	13	1:26.155	14	1:26.576	15	1:26.346	16	1:26.059
17	1:25.925	18	1:27.345	19	1:26.158	20	1:26.368	21	1:26.419	pit	1:41.468	23	2:25.058	24	1:28.809
25	1:54.787	26	2:10.938	27	1:31.898	28	1:27.905	29	1:28.462	30	1:26.343	31	1:26.267	32	1:26.391
33	1:25.844	34	1:26.048	35	1:27.970	36	1:26.581	37	1:28.522	38	1:28.070	39	1:27.419		

23 Daniel Juncadella , Aston Martin Vantage DTM / ESP															
pit	1:52.547	2	2:02.240	3	1:25.628	4	1:25.503	5	1:25.536	6	1:26.470	7	1:25.629	8	1:26.378
9	1:26.181	10	1:26.131	11	1:26.435	12	1:26.674	13	1:26.597	14	1:26.793	15	1:26.104	16	1:26.607
17	1:26.676	18	1:26.939	19	1:26.871	20	1:26.859	21	1:27.058	22	1:27.814	pit	1:41.234	24	2:05.136
25	2:07.248	26	2:11.931	pit	2:12.261										

25 Philipp Eng , ZF BMW M4 DTM / AUT															
1	1:32.458	2	1:24.124	3	1:24.421	4	1:24.831	5	1:24.565	6	1:24.826	7	1:25.289	pit	1:39.346
9	1:58.901	10	1:23.600	11	1:25.190	12	1:25.547	13	1:26.134	14	1:24.730	15	1:25.206	16	1:25.506
17	1:26.093	18	1:25.286	19	1:25.851	20	1:25.495	21	1:25.714	22	1:26.723	23	1:58.629	24	2:08.771
25	2:08.465	26	2:22.325	27	1:27.826	28	1:27.678	29	1:26.981	30	1:26.569	31	1:26.382	32	1:26.193
33	1:25.878	34	1:25.985	35	1:26.114	36	1:25.986	37	1:26.436	38	1:26.615	39	1:27.715		

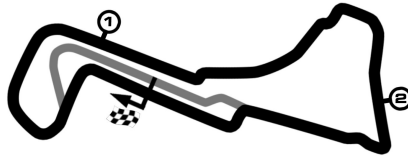
27 Jonathan Aberdein , WRT Audi RS 5 DTM / RSA															
1	1:35.632	2	1:25.342	3	1:24.857	4	1:24.925	5	1:25.153	6	1:25.290	7	1:26.301	8	1:28.268
9	1:26.611	10	1:25.997	pit	1:41.006	12	2:07.347	13	1:25.331	14	1:24.897	15	1:24.984	16	1:25.475
17	1:25.314	18	1:26.387	19	1:25.772	20	1:26.102	21	1:25.911	pit	1:40.488	23	2:09.562	24	1:32.559

DTM Zolder

Circuit Zolder, length 4000 m

17. -19.05.2019

DTM



DTM

Lap by Lap race 2, 19.05.2019

-Reg.No.: C-Z-DTM-INT-009

25	2:06.936	26	2:12.721	27	1:32.005	28	1:27.518	29	1:28.609	30	1:26.340	31	1:26.473	32	1:25.874
33	1:26.258	34	1:25.914	35	1:28.115	36	1:26.758	37	1:28.236	38	1:31.030	39	1:29.034		

28 Loic Duval , MASCOT WORKWEAR Audi RS 5 DTM / FRA

1	1:35.415	2	1:24.954	3	1:25.016	4	1:24.906	5	1:25.081	6	1:25.200	7	1:25.512	8	1:25.583
9	1:25.466	10	1:25.693	11	1:25.839	12	1:25.668	13	1:25.648	14	1:25.615	15	1:25.784	16	1:26.075
17	1:26.223	18	1:26.260	pit	1:39.685	20	2:03.794	21	1:25.708	22	1:28.932	23	1:44.671	24	2:08.762
25	2:08.992	26	2:18.100	27	1:35.133	28	1:27.443	29	1:27.556	30	1:26.298	31	1:26.039	32	1:26.498
33	1:26.114	34	1:25.963	35	1:28.366	36	1:26.804	37	1:27.689	38	1:27.872	39	1:27.830		

31 Sheldon Van der Linde , Shell BMW M4 DTM / RSA

1	1:29.794	2	1:24.113	3	1:24.148	4	1:24.315	5	1:24.190	6	1:24.518	7	1:24.920	8	1:25.255
9	1:25.369	10	1:25.504	pit	1:40.476	12	1:59.976	13	1:25.293	14	1:24.840	15	1:24.476	16	1:24.519
17	1:24.634	18	1:25.002	19	1:25.083	20	1:24.718	21	1:25.123	22	1:26.160	23	2:04.960	24	2:08.998
25	2:08.604	26	2:22.955	27	1:29.590	28	1:26.985	29	1:26.437	30	1:26.449	31	1:26.413	32	1:26.180
33	1:25.954	34	1:26.069	35	1:25.929	36	1:26.491	37	1:26.359	38	1:27.359	39	1:29.576		

33 René Rast , Audi Sport RS 5 DTM / DEU

1	1:30.494	2	1:24.245	3	1:24.131	4	1:23.864	5	1:24.438	6	1:24.614	7	1:24.779	8	1:24.985
9	1:25.485	10	1:25.348	11	1:25.357	pit	1:38.258	13	2:01.323	14	1:24.290	15	1:24.436	16	1:24.488
17	1:24.503	18	1:24.586	19	1:24.555	20	1:25.128	21	1:24.833	22	1:26.278	23	2:05.924	24	2:08.832
25	2:08.802	26	2:23.796	27	1:27.039	28	1:27.634	29	1:26.092	30	1:25.454	31	1:25.287	32	1:25.475
33	1:25.387	34	1:25.138	35	1:25.430	36	1:25.616	37	1:25.827	38	1:25.694	39	1:26.694		

47 Joel Eriksson , CATL BMW M4 DTM / SWE

1	1:34.732	2	1:24.746	3	1:24.301	4	1:25.256	5	1:24.986	6	1:25.132	pit	1:39.377	8	2:00.632
9	1:24.280	10	1:24.613	11	1:24.792	12	1:25.025	13	1:24.772	14	1:25.220	15	1:25.644	16	1:26.432
17	1:25.284	18	1:25.735	19	1:26.068	20	1:26.352	21	1:26.039	22	1:29.675	pit	2:02.939	24	2:06.467
25	2:07.309	26	2:13.158	27	1:33.359	28	1:27.415	29	1:28.507	30	1:26.166	31	1:26.389	32	1:26.188
33	1:26.138	34	1:25.830	35	1:28.887	36	1:26.360	37	1:27.932	38	1:28.779	39	1:27.173		

51 Nico Müller , Castrol EDGE Audi RS 5 DTM / CHE

1	1:37.282	2	1:25.084	3	1:24.979	4	1:24.339	5	1:24.836	6	1:25.141	7	1:25.743	pit	1:38.311
9	1:59.641	10	1:24.494	11	1:24.536	12	1:25.427	13	1:24.848	14	1:24.858	15	1:25.338	16	1:25.730
17	1:25.657	18	1:25.530	19	1:25.919	20	1:26.175	21	1:26.195	pit	1:42.685	23	2:04.280	24	1:47.741
25	2:08.382	26	2:15.555	27	1:32.083	28	1:27.384	29	1:27.491	30	1:26.329	31	1:26.532	32	1:26.310
33	1:26.066	34	1:26.302	35	1:28.425	36	1:26.658	37	1:28.140	38	1:28.651	39	1:27.025		

53 Jamie Green , Hoffmann Group Audi RS 5 DTM / GBR

1	1:33.702	2	1:24.355	3	1:24.432	4	1:24.422	5	1:25.192	6	1:24.604	7	1:25.123	8	1:25.280
9	1:25.173	10	1:25.037	pit	1:39.046	12	2:02.722	13	1:24.319	14	1:24.619	15	1:25.695	16	1:24.738
17	1:24.781	18	1:25.116	19	1:25.503	20	1:25.749	21	1:26.406	pit	1:41.815	23	2:05.574	24	1:49.661
25	2:08.860	26	2:16.893	27	1:30.940	28	1:27.398	29	1:25.795	30	1:25.334	31	1:26.259	32	1:25.854
33	1:25.974	34	1:25.981	35	1:26.111	36	1:26.341	37	1:26.349	38	1:27.452	39	1:27.725		

62 Ferdinand von Habsburg , Aston Martin Vantage DTM / AUT

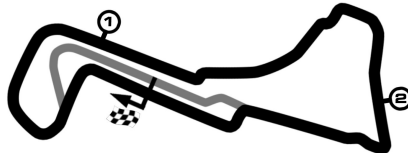
1	1:37.750	2	1:27.631	3	1:26.212	4	1:25.744	5	1:25.949	6	1:26.306	7	1:26.139	8	1:26.383
9	1:26.445	10	1:26.439	11	1:26.293	12	1:26.533	13	1:26.528	14	1:26.353	15	1:26.867	16	1:26.770
pit	1:49.230														

DTM Zolder

Circuit Zolder, length 4000 m

17. -19.05.2019

DTM



DTM

Lap by Lap race 2, 19.05.2019

-Reg.No.: C-Z-DTM-INT-009

76 Jake Dennis , Aston Martin Vantage DTM / GBR															
1	1:36.828	2	1:26.638	3	1:25.846	4	1:25.586	5	1:27.288	6	1:26.358	7	1:26.121	8	1:26.119
9	1:25.991	10	1:25.987	11	1:25.937	12	1:25.905	13	1:25.980	14	1:25.795	15	1:25.967	16	1:26.116
17	1:26.458	18	1:26.558	19	1:26.534	20	1:26.397	21	1:26.631	pit	1:40.822	23	2:11.314	24	2:09.015
25	2:08.991	26	2:17.320	27	1:31.007	28	1:27.447	29	1:28.233	30	1:26.496	31	1:26.521	32	1:26.039
33	1:26.225	34	1:26.207	35	1:27.755	36	1:26.880	37	1:28.698	38	1:27.727	39	1:26.627		

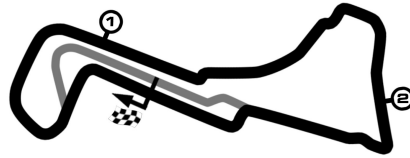
99 Mike Rockenfeller , Akrapovic Audi RS 5 DTM / DEU															
1	1:34.367	2	1:24.720	3	1:24.346	4	1:24.993	5	1:25.025	6	1:25.084	7	1:25.552	8	1:25.642
9	1:25.620	10	1:25.300	11	1:25.750	12	1:25.744	13	1:25.913	14	1:25.637	15	1:25.888	16	1:26.244
17	1:26.674	18	1:26.423	19	1:26.587	pit	1:39.910	21	2:00.622	22	1:28.669	23	1:46.641	24	2:08.431
25	2:08.429	26	2:20.080	27	1:30.268	28	1:27.319	29	1:26.347	30	1:25.691	31	1:26.236	32	1:27.086
33	1:25.950	34	1:26.100	35	1:25.838	36	1:26.177	37	1:26.204	38	1:27.470	39	1:28.163		

DTM Zolder

Circuit Zolder, length 4000 m

17. -19.05.2019

DTM



Lap Analysis race 2, 19.05.2019

-Reg.No.: C-Z-DTM-INT-009

25 Philipp Eng , ZF BMW M4 DTM / AUT									theoretical besttime: 1:23.600								
Lap	Time	S1	V1	S2	V2	S3	V3	Vmax	Lap	Time	S1	V1	S2	V2	S3	V3	Vmax
1	1:32.458	33.854	208	31.879	228	26.725	220	228	21	1:25.714	27.048	214	31.304	226	27.362	220	226
2	1:24.124	26.476	218	30.966	229	26.682	220	229	22	1:26.723	27.208	214	31.582	225	27.933	219	225
3	1:24.421	26.651	217	31.011	227	26.759	220	227	23	1:58.629	32.282	136	47.514	112	38.833	149	112
4	1:24.831	26.736	217	31.222	228	26.873	220	228	24	2:08.771	43.590	123	47.518	145	37.663	147	145
5	1:24.565	26.797	218	30.846	228	26.922	223	228	25	2:08.465	43.662	123	47.249	125	37.554	137	125
6	1:24.826	26.832	217	30.932	227	27.062	226	227	26	2:22.325	43.441	106	48.594	117	50.290	129	117
7	1:25.289	26.696	215	31.230	228	27.363	219	228	27	1:27.826	28.824	209	31.676	225	27.326	220	225
8	1:39.346	26.824	217	31.174	226			226	28	1:27.678	27.218	216	32.890	224	27.570	225	224
9	1:58.901	1:00.671	212	31.554	228	26.676	220	228	29	1:26.981	27.383	214	31.936	226	27.662	220	226
10	1:23.600	26.340	218	30.699	228	26.561	222	228	30	1:26.569	27.248	214	31.755	226	27.566	220	226
11	1:25.190	26.661	216	31.809	228	26.720	220	228	31	1:26.382	27.169	214	31.630	226	27.583	220	226
12	1:25.547	26.683	216	31.679	226	27.185	222	226	32	1:26.193	27.150	215	31.609	225	27.434	220	225
13	1:26.134	26.831	220	31.326	226	27.977	225	226	33	1:25.878	26.997	216	31.493	227	27.388	220	227
14	1:24.730	26.842	219	30.926	228	26.962	227	228	34	1:25.985	27.007	215	31.516	226	27.462	220	226
15	1:25.206	26.796	216	31.126	227	27.284	220	227	35	1:26.114	27.114	217	31.604	225	27.396	226	225
16	1:25.506	27.057	218	31.160	226	27.289	226	226	36	1:25.986	27.088	216	31.514	225	27.384	225	225
17	1:26.093	27.011	218	31.385	225	27.697	227	225	37	1:26.436	27.046	214	31.837	225	27.553	220	225
18	1:25.286	26.932	215	31.200	227	27.154	220	227	38	1:26.615	27.362	215	31.717	225	27.536	225	225
19	1:25.851	27.106	214	31.475	227	27.270	220	227	39	1:27.715	27.569	214	32.278	223	27.868	225	223
20	1:25.495	26.910	215	31.401	226	27.184	220	226									

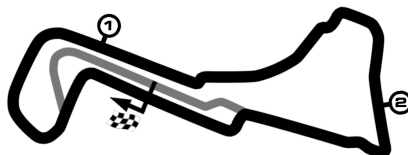
27 Jonathan Aberdein , WRT Audi RS 5 DTM / RSA									theoretical besttime: 1:24.544								
Lap	Time	S1	V1	S2	V2	S3	V3	Vmax	Lap	Time	S1	V1	S2	V2	S3	V3	Vmax
1	1:35.632	35.108	213	33.549	229	26.975	227	229	21	1:25.911	26.829	216	31.547	227	27.535	219	227
2	1:25.342	26.853	218	31.642	230	26.847	220	230	22	1:40.488	27.234	216	31.980	225			225
3	1:24.857	26.714	217	31.256	230	26.887	220	230	23	2:09.562	1:07.806	210	33.942	219	27.814	219	219
4	1:24.925	26.794	215	31.213	230	26.918	216	230	24	1:32.559	28.514	209	32.892	225	31.153	128	225
5	1:25.153	26.716	218	31.333	229	27.104	220	229	25	2:06.936	40.315	86	47.804	104	38.817	119	104
6	1:25.290	26.786	216	31.261	229	27.243	223	229	26	2:12.721	41.179	114	47.815	97	43.727	141	97
7	1:26.301	26.790	215	31.499	229	28.012	213	229	27	1:32.005	30.175	204	34.096	225	27.734	220	225
8	1:28.268	27.379	215	31.703	226	29.186	216	226	28	1:27.518	27.292	218	32.759	227	27.467	222	227
9	1:26.611	27.263	216	31.843	228	27.505	217	228	29	1:28.609	28.271	213	32.952	226	27.386	225	226
10	1:25.997	26.863	216	31.670	227	27.464	220	227	30	1:26.340	27.157	215	31.900	227	27.283	222	227
11	1:41.006	27.124	211	31.920	224			224	31	1:26.473	27.224	214	31.762	228	27.487	226	228
12	2:07.347	1:07.596	208	32.622	227	27.129	223	227	32	1:25.874	26.911	215	31.678	227	27.285	220	227
13	1:25.331	26.878	215	31.271	229	27.182	227	229	33	1:26.258	27.159	214	31.844	227	27.255	226	227
14	1:24.897	26.765	216	31.098	228	27.034	220	228	34	1:25.914	26.907	217	31.559	227	27.448	219	227
15	1:24.984	26.599	215	31.172	227	27.213	219	227	35	1:28.115	27.086	215	33.413	228	27.616	225	228
16	1:25.475	26.830	214	31.498	227	27.147	223	227	36	1:26.758	27.097	215	31.911	226	27.750	220	226
17	1:25.314	26.711	219	31.452	227	27.151	222	227	37	1:28.236	28.076	212	32.396	225	27.764	220	225
18	1:26.387	26.962	214	31.854	227	27.571	220	227	38	1:31.030	30.057	181	33.186	224	27.787	222	224
19	1:25.772	26.770	215	31.582	228	27.420	220	228	39	1:29.034	27.309	213	33.031	224	28.694	215	224
20	1:26.102	26.843	215	31.722	227	27.537	217	227									

DTM Zolder

Circuit Zolder, length 4000 m

17.-19.05.2019

DTM



-Reg.No.: C-Z-DTM-INT-009

Lap Analysis race 2, 19.05.2019

28 Loic Duval , MASCOT WORKWEAR Audi RS 5 DTM / FRA **theoretical besttime: 1:24.843**

Lap	Time	S1	V1	S2	V2	S3	V3	Vmax	Lap	Time	S1	V1	S2	V2	S3	V3	Vmax
1	1:35.415	34.586	208	33.610	226	27.219	219	226	21	1:25.708	26.834	215	31.457	222	27.417	217	222
2	1:24.954	26.753	215	31.248	228	26.953	219	228	22	1:28.932	27.209	217	31.848	224	29.875	215	224
3	1:25.016	26.770	215	31.213	229	27.033	219	229	23	1:44.671	28.028	210	37.882	123	38.761	121	123
4	1:24.906	26.752	216	31.166	228	26.988	222	228	24	2:08.762	42.998	107	48.403	94	37.361	141	94
5	1:25.081	26.758	215	31.225	228	27.098	219	228	25	2:08.992	43.046	94	47.417	140	38.529	156	140
6	1:25.200	26.895	216	31.258	226	27.047	223	226	26	2:18.100	42.116	133	47.875	134	48.109	132	134
7	1:25.512	26.799	215	31.423	226	27.290	219	226	27	1:35.133	31.423	147	35.659	219	28.051	220	219
8	1:25.583	26.724	216	31.690	227	27.169	223	227	28	1:27.443	27.662	211	32.045	225	27.736	220	225
9	1:25.466	26.936	214	31.351	227	27.179	220	227	29	1:27.556	27.386	213	32.258	224	27.912	219	224
10	1:25.693	26.913	214	31.504	228	27.276	219	228	30	1:26.298	27.226	214	31.678	228	27.394	225	228
11	1:25.839	26.923	214	31.529	227	27.387	217	227	31	1:26.039	27.135	215	31.721	226	27.183	226	226
12	1:25.668	26.978	214	31.460	226	27.230	223	226	32	1:26.498	27.232	216	31.615	227	27.651	220	227
13	1:25.648	26.884	214	31.318	227	27.446	219	227	33	1:26.114	27.129	214	31.781	227	27.204	227	227
14	1:25.615	26.895	215	31.428	226	27.292	220	226	34	1:25.963	26.906	216	31.702	226	27.355	222	226
15	1:25.784	26.868	214	31.476	226	27.440	219	226	35	1:28.366	27.112	214	33.040	225	28.214	226	225
16	1:26.075	26.963	213	31.607	225	27.505	219	225	36	1:26.804	27.651	211	31.743	227	27.410	227	227
17	1:26.223	27.000	213	31.696	225	27.527	217	225	37	1:27.689	27.256	216	32.708	226	27.725	219	226
18	1:26.260	26.986	215	31.817	225	27.457	219	225	38	1:27.872	28.340	206	31.990	228	27.542	220	228
19	1:39.685	26.969	213	31.654	226			226	39	1:27.830	27.302	213	32.427	227	28.101	220	227
20	2:03.794	1:03.724	207	32.716	225	27.354	217	225									

31 Sheldon Van der Linde , Shell BMW M4 DTM / RSA **theoretical besttime: 1:23.919**

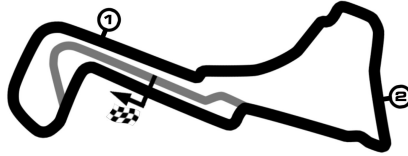
Lap	Time	S1	V1	S2	V2	S3	V3	Vmax	Lap	Time	S1	V1	S2	V2	S3	V3	Vmax
1	1:29.794	32.329	215	30.955	228	26.510	222	228	21	1:25.123	26.733	215	31.191	226	27.199	219	226
2	1:24.113	26.531	217	31.075	228	26.507	220	228	22	1:26.160	26.885	215	31.279	227	27.996	144	227
3	1:24.148	26.552	217	30.907	228	26.689	220	228	23	2:04.960	38.310	136	47.986	121	38.664	162	121
4	1:24.315	26.542	218	31.030	229	26.743	219	229	24	2:08.998	43.785	139	47.594	126	37.619	156	126
5	1:24.190	26.505	218	31.016	229	26.669	220	229	25	2:08.604	43.779	130	47.088	128	37.737	149	128
6	1:24.518	26.528	218	31.096	228	26.894	219	228	26	2:22.955	43.342	130	48.631	128	50.982	123	128
7	1:24.920	26.657	216	31.253	228	27.010	219	228	27	1:29.590	29.573	207	32.574	213	27.443	220	213
8	1:25.255	26.741	216	31.321	227	27.193	220	227	28	1:26.985	27.217	216	32.421	225	27.347	223	225
9	1:25.369	26.913	215	31.361	227	27.095	220	227	29	1:26.437	27.315	213	31.720	226	27.402	220	226
10	1:25.504	26.854	215	31.371	228	27.279	222	228	30	1:26.449	27.364	216	31.717	226	27.368	226	226
11	1:40.476	27.783	213	31.677	226			226	31	1:26.413	27.498	213	31.538	226	27.377	222	226
12	1:59.976	1:01.349	212	31.681	228	26.946	220	228	32	1:26.180	27.308	216	31.587	226	27.285	226	226
13	1:25.293	26.625	216	31.674	225	26.994	222	225	33	1:25.954	27.323	215	31.477	227	27.154	227	227
14	1:24.840	26.879	215	31.139	228	26.822	222	228	34	1:26.069	27.188	215	31.491	226	27.390	226	226
15	1:24.476	26.688	217	31.008	227	26.780	227	227	35	1:25.929	27.171	216	31.624	227	27.134	231	227
16	1:24.519	26.718	217	31.014	228	26.787	227	228	36	1:26.491	27.276	214	31.756	226	27.459	226	226
17	1:24.634	26.680	217	31.126	227	26.828	223	227	37	1:26.359	27.164	213	31.623	227	27.572	225	227
18	1:25.002	26.807	215	31.100	228	27.095	222	228	38	1:27.359	27.310	213	32.309	224	27.740	222	224
19	1:25.083	26.878	213	31.157	228	27.048	222	228	39	1:29.576	27.459	213	31.971	225	30.146	215	225
20	1:24.718	26.692	218	31.111	228	26.915	226	228									

DTM Zolder

Circuit Zolder, length 4000 m

17.-19.05.2019

DTM



-Reg.No.: C-Z-DTM-INT-009

Lap Analysis race 2, 19.05.2019

33 René Rast, Audi Sport RS 5 DTM / DEU

theoretical besttime: 1:23.851

Lap	Time	S1	V1	S2	V2	S3	V3	Vmax	Lap	Time	S1	V1	S2	V2	S3	V3	Vmax
1	1:30.494	32.723	218	31.142	229	26.629	219	229	21	1:24.833	26.620	217	31.080	228	27.133	219	228
2	1:24.245	26.473	220	30.992	231	26.780	220	231	22	1:26.278	26.707	217	31.234	229	28.337	154	229
3	1:24.131	26.509	218	30.851	229	26.771	225	229	23	2:05.924	39.505	146	48.101	125	38.318	174	125
4	1:23.864	26.373	221	30.864	231	26.627	225	231	24	2:08.832	44.094	147	47.628	136	37.110	163	136
5	1:24.438	26.503	218	31.093	228	26.842	220	228	25	2:08.802	43.976	164	47.473	120	37.353	154	120
6	1:24.614	26.497	217	31.147	230	26.970	217	230	26	2:23.796	43.508	126	48.862	127	51.426	130	127
7	1:24.779	26.590	217	31.177	228	27.012	220	228	27	1:27.039	28.137	216	31.603	225	27.299	217	225
8	1:24.985	26.747	217	31.253	228	26.985	227	228	28	1:27.634	26.726	216	33.185	224	27.723	217	224
9	1:25.485	26.895	218	31.480	229	27.110	220	229	29	1:26.092	27.059	215	31.745	227	27.288	217	227
10	1:25.348	26.859	217	31.349	230	27.140	229	230	30	1:25.454	26.820	217	31.410	228	27.224	216	228
11	1:25.357	26.664	216	31.269	227	27.424	219	227	31	1:25.287	26.841	216	31.232	229	27.214	222	229
12	1:38.258	26.792	217	31.176	228			228	32	1:25.475	26.714	216	31.496	227	27.265	217	227
13	2:01.323	1:02.682	209	31.688	228	26.953	220	228	33	1:25.387	26.781	217	31.293	227	27.313	220	227
14	1:24.290	26.441	220	30.967	228	26.882	223	228	34	1:25.138	26.637	218	31.298	228	27.203	219	228
15	1:24.436	26.504	216	30.958	228	26.974	222	228	35	1:25.430	26.706	217	31.382	227	27.342	217	227
16	1:24.488	26.659	216	30.977	228	26.852	219	228	36	1:25.616	26.739	216	31.499	227	27.378	219	227
17	1:24.503	26.559	218	30.956	228	26.988	222	228	37	1:25.827	26.887	215	31.540	227	27.400	219	227
18	1:24.586	26.480	218	30.955	229	27.151	219	229	38	1:25.694	26.897	216	31.394	228	27.403	219	228
19	1:24.555	26.496	219	31.058	228	27.001	220	228	39	1:26.694	27.118	216	31.845	226	27.731	216	226
20	1:25.128	26.613	215	31.309	227	27.206	220	227									

47 Joel Eriksson, CATL BMW M4 DTM / SWE

theoretical besttime: 1:24.200

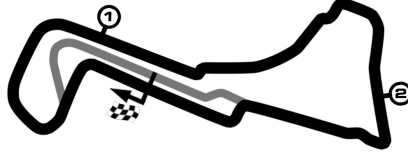
Lap	Time	S1	V1	S2	V2	S3	V3	Vmax	Lap	Time	S1	V1	S2	V2	S3	V3	Vmax
1	1:34.732	34.619	209	33.025	228	27.088	219	228	21	1:26.039	27.221	214	31.372	226	27.446	222	226
2	1:24.746	26.924	214	31.060	229	26.762	226	229	22	1:29.675	27.529	212	31.556	227	30.590	206	227
3	1:24.301	26.780	217	30.867	228	26.654	226	228	23	2:02.939	28.939	205	43.610	115			115
4	1:25.256	26.950	215	31.143	228	27.163	220	228	24	2:06.467	1:02.222	208	32.372	224	31.873	145	224
5	1:24.986	26.813	214	31.102	228	27.071	222	228	25	2:07.309	40.594	92	47.852	99	38.863	129	99
6	1:25.132	26.840	214	31.116	227	27.176	220	227	26	2:13.158	41.238	116	47.676	98	44.244	135	98
7	1:39.377	26.861	216	31.240	228			228	27	1:33.359	30.891	201	34.795	225	27.673	220	225
8	2:00.632	1:02.270	209	31.554	228	26.808	219	228	28	1:27.415	27.127	216	32.903	226	27.385	223	226
9	1:24.280	26.836	215	30.813	228	26.631	220	228	29	1:28.507	27.604	213	33.118	225	27.785	222	225
10	1:24.613	26.756	215	30.962	225	26.895	220	225	30	1:26.166	27.264	216	31.639	228	27.263	227	228
11	1:24.792	26.876	216	31.036	228	26.880	219	228	31	1:26.389	27.409	214	31.545	226	27.435	223	226
12	1:25.025	27.067	214	30.958	227	27.000	220	227	32	1:26.188	27.161	218	31.523	227	27.504	227	227
13	1:24.772	26.816	216	30.915	227	27.041	222	227	33	1:26.138	27.343	216	31.524	227	27.271	229	227
14	1:25.220	26.852	214	31.167	227	27.201	222	227	34	1:25.830	27.121	215	31.508	227	27.201	227	227
15	1:25.644	27.208	214	31.259	227	27.177	222	227	35	1:28.887	27.348	215	33.272	226	28.267	227	226
16	1:26.432	27.625	212	31.449	227	27.358	222	227	36	1:26.360	27.446	215	31.527	225	27.387	227	225
17	1:25.284	26.938	217	31.241	225	27.105	226	225	37	1:27.932	27.605	213	32.680	225	27.647	222	225
18	1:25.735	27.055	218	31.445	226	27.235	226	226	38	1:28.779	28.793	199	32.556	224	27.430	225	224
19	1:26.068	27.158	214	31.501	226	27.409	222	226	39	1:27.173	27.448	210	32.073	225	27.652	226	225
20	1:26.352	27.347	212	31.519	226	27.486	220	226									

DTM Zolder

Circuit Zolder, length 4000 m

17. -19.05.2019

DTM



-Reg.No.: C-Z-DTM-INT-009

Lap Analysis race 2, 19.05.2019

51 Nico Müller, Castrol EDGE Audi RS 5 DTM / CHE

theoretical besttime: 1:24.072

Lap	Time	S1	V1	S2	V2	S3	V3	Vmax	Lap	Time	S1	V1	S2	V2	S3	V3	Vmax
1	1:37.282	36.040	212	33.920	226	27.322	220	226	21	1:26.195	27.252	215	31.505	227	27.438	225	227
2	1:25.084	26.986	219	31.345	229	26.753	223	229	22	1:42.685	27.267	214	31.765	226			226
3	1:24.979	26.802	220	31.422	228	26.755	225	228	23	2:04.280	1:03.129	204	33.564	224	27.587	219	224
4	1:24.339	26.435	216	30.894	228	27.010	220	228	24	1:47.741	27.719	208	41.474	96	38.548	150	96
5	1:24.836	26.515	218	31.275	227	27.046	219	227	25	2:08.382	41.933	90	47.625	120	38.824	122	120
6	1:25.141	26.704	216	31.234	229	27.203	223	229	26	2:15.555	41.605	122	47.995	92	45.955	135	92
7	1:25.743	26.804	215	31.474	228	27.465	217	228	27	1:32.083	30.391	196	33.942	225	27.750	220	225
8	1:38.311	26.744	216	31.362	226			226	28	1:27.384	27.505	216	32.469	228	27.410	220	228
9	1:59.641	1:01.164	211	31.734	228	26.743	220	228	29	1:27.491	28.303	210	31.837	226	27.351	220	226
10	1:24.494	26.590	219	30.994	227	26.910	222	227	30	1:26.329	27.223	217	31.822	228	27.284	227	228
11	1:24.536	26.611	217	31.129	229	26.796	222	229	31	1:26.532	27.361	213	31.692	228	27.479	225	228
12	1:25.427	26.610	219	31.639	230	27.178	225	230	32	1:26.310	27.150	215	31.712	227	27.448	219	227
13	1:24.848	26.665	217	31.152	227	27.031	217	227	33	1:26.066	27.059	213	31.712	228	27.295	223	228
14	1:24.858	26.673	216	31.105	228	27.080	220	228	34	1:26.302	27.197	212	31.513	228	27.592	226	228
15	1:25.338	26.865	215	31.289	228	27.184	220	228	35	1:28.425	27.206	216	33.682	226	27.537	222	226
16	1:25.730	26.930	216	31.475	227	27.325	220	227	36	1:26.658	27.243	213	31.834	226	27.581	226	226
17	1:25.657	26.896	216	31.594	226	27.167	222	226	37	1:28.140	27.717	213	32.203	226	28.220	219	226
18	1:25.530	26.886	216	31.394	228	27.250	225	228	38	1:28.651	29.085	213	32.143	226	27.423	222	226
19	1:25.919	26.993	214	31.436	226	27.490	217	226	39	1:27.025	27.401	213	31.906	225	27.718	217	225
20	1:26.175	27.068	214	31.693	227	27.414	220	227									

53 Jamie Green, Hoffmann Group Audi RS 5 DTM / GBR

theoretical besttime: 1:24.133

Lap	Time	S1	V1	S2	V2	S3	V3	Vmax	Lap	Time	S1	V1	S2	V2	S3	V3	Vmax
1	1:33.702	34.236	211	32.563	227	26.903	222	227	21	1:26.406	27.206	216	31.468	225	27.732	222	225
2	1:24.355	26.663	219	30.996	229	26.696	223	229	22	1:41.815	27.269	210	31.337	227			227
3	1:24.432	26.676	216	30.927	229	26.829	225	229	23	2:05.574	1:04.894	200	33.291	221	27.389	219	221
4	1:24.422	26.674	219	30.916	229	26.832	229	229	24	1:49.661	27.312	210	44.594	96	37.755	150	96
5	1:25.192	26.804	218	30.954	230	27.434	229	230	25	2:08.860	42.749	106	47.562	119	38.549	150	119
6	1:24.604	26.595	217	30.842	229	27.167	226	229	26	2:16.893	42.033	118	48.034	105	46.826	136	105
7	1:25.123	26.720	215	31.279	229	27.124	220	229	27	1:30.940	29.880	212	33.480	225	27.580	220	225
8	1:25.280	26.933	215	31.273	227	27.074	217	227	28	1:27.398	27.758	213	32.154	224	27.486	231	224
9	1:25.173	26.946	214	31.113	229	27.114	223	229	29	1:25.795	27.578	216	31.162	228	27.055	220	228
10	1:25.037	26.768	216	31.138	229	27.131	223	229	30	1:25.334	26.911	215	31.339	229	27.084	222	229
11	1:39.046	26.821	217	31.115	229			229	31	1:26.259	27.461	212	31.608	228	27.190	222	228
12	2:02.722	1:04.180	210	31.709	229	26.833	223	229	32	1:25.854	27.329	212	31.460	227	27.065	223	227
13	1:24.319	26.626	217	30.925	229	26.768	220	229	33	1:25.974	27.253	211	31.500	227	27.221	220	227
14	1:24.619	26.663	218	30.928	227	27.028	222	227	34	1:25.981	27.094	214	31.527	228	27.360	220	228
15	1:25.695	27.349	213	31.303	227	27.043	229	227	35	1:26.111	27.149	213	31.687	229	27.275	223	229
16	1:24.738	26.725	216	30.951	228	27.062	216	228	36	1:26.341	27.155	212	31.681	227	27.505	220	227
17	1:24.781	26.608	217	31.158	227	27.015	222	227	37	1:26.349	27.159	213	31.627	229	27.563	220	229
18	1:25.116	26.853	218	31.349	231	26.914	225	231	38	1:27.452	27.181	215	32.392	224	27.879	217	224
19	1:25.503	26.938	216	31.326	225	27.239	222	225	39	1:27.725	27.379	212	31.868	227	28.478	217	227
20	1:25.749	27.092	214	31.387	225	27.270	222	225									

62 Ferdinand von Habsburg, Aston Martin Vantage DTM / AUT

theoretical besttime: 1:25.744

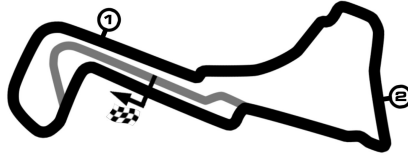
Lap	Time	S1	V1	S2	V2	S3	V3	Vmax	Lap	Time	S1	V1	S2	V2	S3	V3	Vmax
1	1:37.750	35.726	207	34.091	223	27.933	215	223	10	1:26.439	27.220	212	31.774	224	27.445	217	224
2	1:27.631	28.282	209	32.016	223	27.333	216	223	11	1:26.293	27.251	211	31.657	224	27.385	219	224
3	1:26.212	27.156	211	31.799	222	27.257	215	222	12	1:26.533	27.374	209	31.815	224	27.344	217	224
4	1:25.744	27.107	215	31.437	223	27.200	217	223	13	1:26.528	27.227	211	31.845	223	27.456	216	223
5	1:25.949	27.128	212	31.545	223	27.276	219	223	14	1:26.353	27.243	212	31.713	224	27.397	217	224
6	1:26.306	27.233	211	31.692	224	27.381	215	224	15	1:26.867	27.270	210	31.799	224	27.798	215	224
7	1:26.139	27.149	209	31.662	223	27.328	216	223	16	1:26.770	27.346	212	31.754	223	27.670	216	223
8	1:26.383	27.236	210	31.663	224	27.484	216	224	17	1:49.230	27.490	211	34.969	183			183
9	1:26.445	27.245	210	31.761	224	27.439	215	224									

DTM Zolder

Circuit Zolder, length 4000 m

17.-19.05.2019

DTM



-Reg.No.: C-Z-DTM-INT-009

Lap Analysis race 2, 19.05.2019

76 Jake Dennis, Aston Martin Vantage DTM / GBR

theoretical besttime: 1:25.235

Lap	Time	S1	V1	S2	V2	S3	V3	Vmax	Lap	Time	S1	V1	S2	V2	S3	V3	Vmax
1	1:36.828	35.341	211	34.095	223	27.392	217	223	21	1:26.631	27.215	211	31.729	222	27.687	216	222
2	1:26.638	27.174	213	32.263	223	27.201	215	223	22	1:40.822	27.401	211	31.739	223			223
3	1:25.846	27.219	213	31.610	223	27.017	219	223	23	2:11.314	1:03.592	205	33.546	218	34.176	118	218
4	1:25.586	27.022	215	31.238	224	27.326	219	224	24	2:09.015	43.014	112	48.464	97	37.537	157	97
5	1:27.288	27.977	210	31.873	223	27.438	216	223	25	2:08.991	42.848	102	47.500	133	38.643	158	133
6	1:26.358	27.333	212	31.592	221	27.433	215	221	26	2:17.320	41.962	129	48.187	122	47.171	133	122
7	1:26.121	27.135	213	31.481	223	27.505	215	223	27	1:31.007	30.104	204	33.257	221	27.646	219	221
8	1:26.119	27.130	210	31.529	222	27.460	216	222	28	1:27.447	27.655	214	32.164	222	27.628	219	222
9	1:25.991	27.078	212	31.525	223	27.388	216	223	29	1:28.233	28.518	210	32.113	221	27.602	215	221
10	1:25.987	27.072	211	31.528	223	27.387	217	223	30	1:26.496	27.430	213	31.595	223	27.471	219	223
11	1:25.937	27.102	210	31.304	224	27.531	216	224	31	1:26.521	27.407	212	31.637	223	27.477	220	223
12	1:25.905	27.152	212	31.450	224	27.303	217	224	32	1:26.039	27.138	214	31.492	223	27.409	219	223
13	1:25.980	27.093	213	31.395	225	27.492	216	225	33	1:26.225	27.370	213	31.598	223	27.257	220	223
14	1:25.795	26.980	213	31.421	223	27.394	217	223	34	1:26.207	27.142	213	31.527	223	27.538	220	223
15	1:25.967	27.096	211	31.405	224	27.466	216	224	35	1:27.755	27.483	212	32.787	222	27.485	219	222
16	1:26.116	27.162	212	31.443	222	27.511	216	222	36	1:26.880	27.351	210	31.836	222	27.693	222	222
17	1:26.458	27.163	212	31.689	222	27.606	216	222	37	1:28.698	27.992	213	32.305	221	28.401	217	221
18	1:26.558	27.265	212	31.680	222	27.613	216	222	38	1:27.727	28.486	211	31.561	223	27.680	216	223
19	1:26.534	27.215	212	31.618	223	27.701	216	223	39	1:26.627	27.376	210	31.526	223	27.725	215	223
20	1:26.397	27.193	211	31.556	223	27.648	215	223									

99 Mike Rockenfeller, Akrapovic Audi RS 5 DTM / DEU

theoretical besttime: 1:24.243

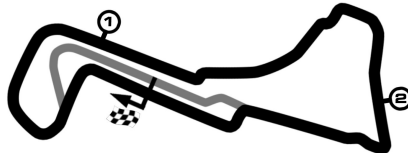
Lap	Time	S1	V1	S2	V2	S3	V3	Vmax	Lap	Time	S1	V1	S2	V2	S3	V3	Vmax
1	1:34.367	34.428	211	32.896	225	27.043	220	225	21	2:00.622	1:01.579	212	31.668	225	27.375	219	225
2	1:24.720	26.896	219	31.171	227	26.653	226	227	22	1:28.669	27.126	215	31.615	190	29.928	219	190
3	1:24.346	26.613	219	30.977	229	26.756	229	229	23	1:46.641	28.036	209	40.152	118	38.453	130	118
4	1:24.993	26.757	218	31.275	227	26.961	222	227	24	2:08.431	43.168	119	47.911	108	37.352	132	108
5	1:25.025	26.798	216	31.222	226	27.005	220	226	25	2:08.429	43.661	84	46.676	105	38.092	152	105
6	1:25.084	26.798	216	31.203	228	27.083	219	228	26	2:20.080	43.274	104	48.134	121	48.672	132	121
7	1:25.552	26.905	216	31.421	227	27.226	217	227	27	1:30.268	30.188	204	32.571	224	27.509	217	224
8	1:25.642	26.802	215	31.475	226	27.365	217	226	28	1:27.319	27.347	213	32.415	225	27.557	219	225
9	1:25.620	26.914	216	31.443	227	27.263	220	227	29	1:26.347	27.327	217	31.656	228	27.364	223	228
10	1:25.300	26.734	216	31.270	228	27.296	222	228	30	1:25.691	27.035	217	31.343	228	27.313	222	228
11	1:25.750	26.863	216	31.472	227	27.415	219	227	31	1:26.236	27.349	216	31.619	228	27.268	222	228
12	1:25.744	26.847	215	31.556	228	27.341	220	228	32	1:27.086	27.384	214	32.425	226	27.277	219	226
13	1:25.913	26.864	216	31.487	227	27.562	219	227	33	1:25.950	27.140	215	31.509	228	27.301	223	228
14	1:25.637	26.816	217	31.408	228	27.413	220	228	34	1:26.100	27.099	214	31.764	227	27.237	219	227
15	1:25.888	26.847	216	31.584	227	27.457	217	227	35	1:25.838	27.096	215	31.393	228	27.349	225	228
16	1:26.244	27.194	213	31.557	226	27.493	219	226	36	1:26.177	27.095	213	31.870	226	27.212	222	226
17	1:26.674	27.247	212	31.758	226	27.669	222	226	37	1:26.204	27.143	217	31.655	226	27.406	223	226
18	1:26.423	27.032	213	31.591	226	27.800	217	226	38	1:27.470	27.257	216	32.186	225	28.027	219	225
19	1:26.587	27.058	214	31.742	226	27.787	217	226	39	1:28.163	27.503	214	31.994	226	28.666	217	226
20	1:39.910	27.174	212	31.935	226			226									

DTM Zolder

Circuit Zolder, length 4000 m

17. -19.05.2019

DTM



DTM

Best Sector Times race 2

-Reg.No.: C-Z-DTM-INT-009

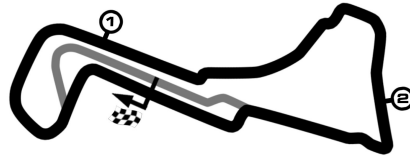
Pos.	sector 1			sector 2			sector 3			theoretical and best lap time				
	No	Driver	Time	No	Driver	Time	No	Driver	Time	No	Driver	theoretical	Best	Pos
1	25	Eng P.	26.340	25	Eng P.	30.699	31	Van der Linde S.	26.507	25	Eng P.	1:23.600	1:23.600	
2	33	Rast R.	26.373	4	Frijns R.	30.741	7	Spengler B.	26.526	33	Rast R.	1:23.851	1:23.864	
3	51	Müller N.	26.435	47	Eriksson J.	30.813	25	Eng P.	26.561	4	Frijns R.	1:23.874	1:24.013	
4	16	Glock T.	26.446	53	Green J.	30.842	4	Frijns R.	26.625	31	Van der Linde S.	1:23.919	1:24.113	
5	31	Van der Linde S.	26.505	33	Rast R.	30.851	33	Rast R.	26.627	51	Müller N.	1:24.072	1:24.339	
6	4	Frijns R.	26.508	51	Müller N.	30.894	47	Eriksson J.	26.631	16	Glock T.	1:24.121	1:24.245	
7	11	Wittmann M.	26.568	11	Wittmann M.	30.902	99	Rockenfeller M.	26.653	53	Green J.	1:24.133	1:24.319	
8	53	Green J.	26.595	31	Van der Linde S.	30.907	11	Wittmann M.	26.675	11	Wittmann M.	1:24.145	1:24.145	
9	27	Aberdein J.	26.599	16	Glock T.	30.971	53	Green J.	26.696	47	Eriksson J.	1:24.200	1:24.280	
10	99	Rockenfeller M.	26.613	99	Rockenfeller M.	30.977	16	Glock T.	26.704	99	Rockenfeller M.	1:24.243	1:24.346	
11	7	Spengler B.	26.650	27	Aberdein J.	31.098	51	Müller N.	26.743	7	Spengler B.	1:24.310	1:24.416	
12	28	Duval L.	26.724	7	Spengler B.	31.134	27	Aberdein J.	26.847	27	Aberdein J.	1:24.544	1:24.857	
13	47	Eriksson J.	26.756	28	Duval L.	31.166	21	Fittipaldi P.	26.861	28	Duval L.	1:24.843	1:24.906	
14	23	Juncadella D.	26.787	21	Fittipaldi P.	31.199	28	Duval L.	26.953	21	Fittipaldi P.	1:24.874	1:25.301	
15	21	Fittipaldi P.	26.814	76	Dennis J.	31.238	76	Dennis J.	27.017	76	Dennis J.	1:25.235	1:25.586	
16	76	Dennis J.	26.980	23	Juncadella D.	31.404	23	Juncadella D.	27.058	23	Juncadella D.	1:25.249	1:25.503	
17	62	von Habsburg F.	27.107	62	von Habsburg F.	31.437	62	von Habsburg F.	27.200	62	von Habsburg F.	1:25.744	1:25.744	

DTM Zolder

Circuit Zolder, length 4000 m

17. -19.05.2019

DTM



DTM

Topspeed race 2, 19.05.2019

-Reg.No.: C-Z-DTM-INT-009

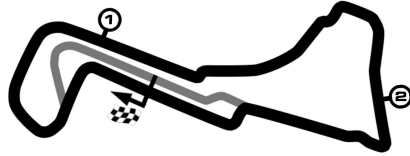
Car No.	Driver	Make	Speed km/h
33	René Rast	Audi Sport RS 5 DTM	231
53	Jamie Green	Hoffmann Group Audi RS 5 DTM	231
27	Jonathan Aberdein	WRT Audi RS 5 DTM	230
11	Marco Wittmann	Schaeffler BMW M4 DTM	230
4	Robin Frijns	Aral Ultimate Audi RS 5 DTM	230
51	Nico Müller	Castrol EDGE Audi RS 5 DTM	230
7	Bruno Spengler	BMW Bank M4 DTM	229
31	Sheldon Van der Linde	Shell BMW M4 DTM	229
28	Loic Duval	MASCOT WORKWEAR Audi RS 5 DTM	229
21	Pietro Fittipaldi	WRT Audi RS 5 DTM	229
47	Joel Eriksson	CATL BMW M4 DTM	229
99	Mike Rockenfeller	Akrapovic Audi RS 5 DTM	229
25	Philipp Eng	ZF BMW M4 DTM	229
16	Timo Glock	JIVS BMW M4 DTM	228
76	Jake Dennis	Aston Martin Vantage DTM	225
23	Daniel Juncadella	Aston Martin Vantage DTM	225
62	Ferdinand von Habsburg	Aston Martin Vantage DTM	224

DTM Zolder

Circuit Zolder, length 4000 m

17. -19.05.2019

DTM

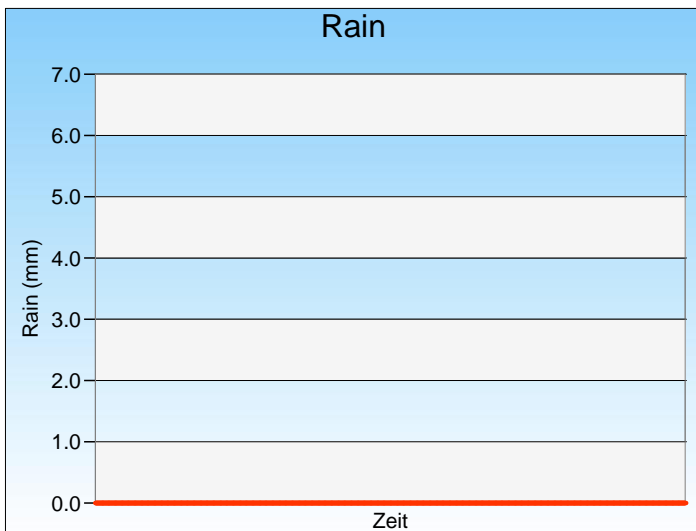
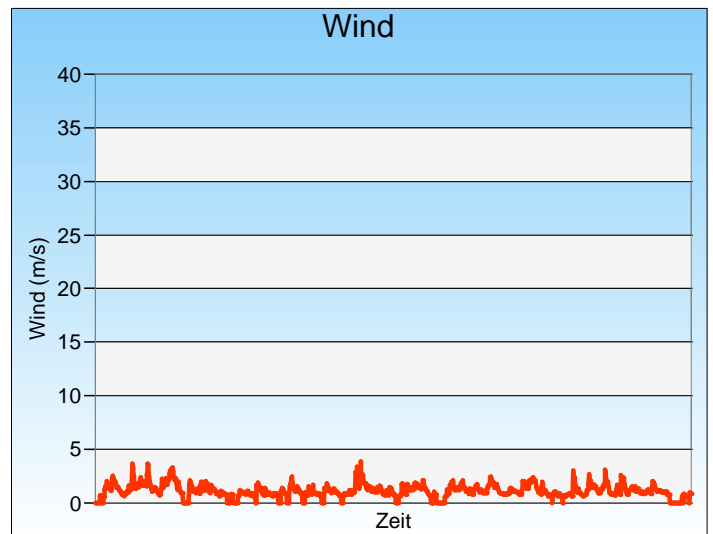
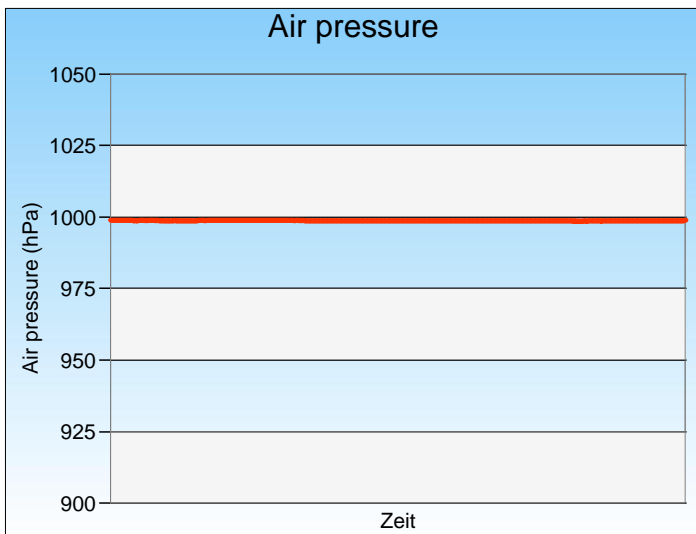
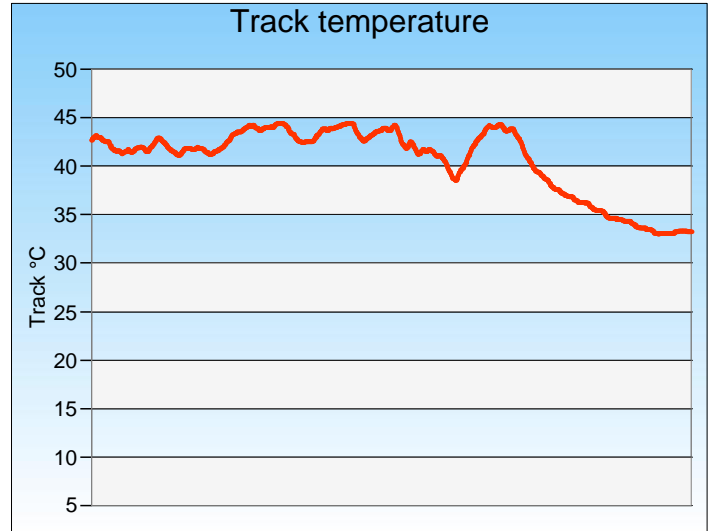
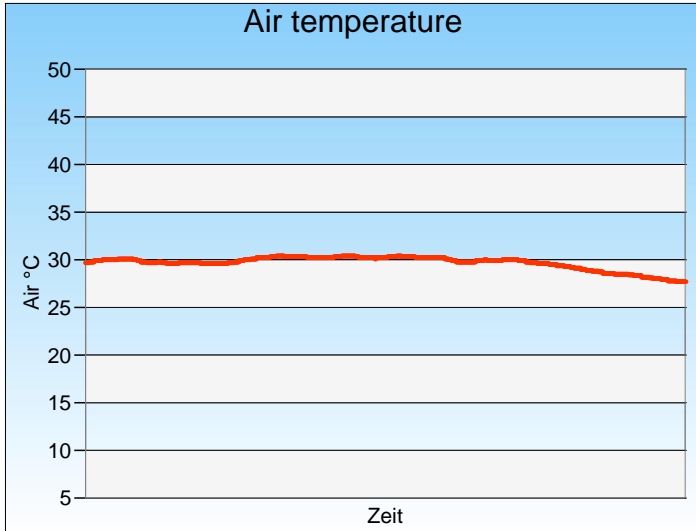


DTM

-Reg.No.: C-Z-DTM-INT-009

Weather race 2

19.05.2019, 13:30:00 - 14:25:00



Weather:




DTM Zolder

Circuit Zolder, length 4000 m

17. -19.05.2019

DTM

Championship 2019



-Reg.No.: C-Z-DTM-INT-009

POS	NAME / NATION	SUM	Hockenheim I 1	Hockenheim I 2	Zolder (B) 1	Zolder (B) 2	Misano (I) 1	Misano (I) 2	Norising 1	Norising 2	Assen (NL) 1	Assen (NL) 2	Brands Hatch (GB) 1	Brands Hatch (GB) 2	Lausitzring 1	Lausitzring 2	Nürburgring 1	Nürburgring 2	Hockenheim II 1	Hockenheim II 2
1	Philipp Eng / AUT	59	(14.)	12 + 3 (4.)	25 (1.)	18 + 1 (2.)														
2	René Rast / DEU	54	(16.)	25 (1.)	+ 2	25 + 2 (1.)														
3	Marco Wittmann / DEU	43	25 + 3 (1.)	4 + 2 (8.)	6 + 3 (7.)	(13.)														
4	Mike Rockenfeller / DEU	42	18 + 2 (2.)		10 (5.)	12 (4.)														
5	Nico Müller / CHE	41	4 (8.)	18 (2.)	15 (3.)	4 (8.)														
6	Robin Frijns / NLD	31	15 (3.)	15 + 1 (3.)	(12.)															
7	Jamie Green / GBR	25	(12.)	2 (9.)	8 (6.)	15 (3.)														
8	Bruno Spengler / CAN	24	6 (7.)	10 (5.)	1 + 1 (10.)	6 (7.)														
9	Loic Duval / FRA	22	10 (5.)		12 (4.)	(11.)														
10	Sheldon Van der Linde / RSA	21	8 (6.)	(13.)	(11.)	10 + 3 (5.)														
11	Joel Eriksson / SWE	20	(13.)	1 (10.)	18 (2.)	1 (10.)														

NON-CONSIDERATION OF THE HIGHEST CLASSIFIED CAR OF ASTON MARTIN FOR MAKE CLASSIFICATION (DECISION 46)

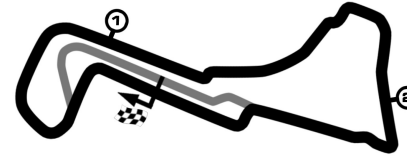
DTM Zolder

Circuit Zolder, length 4000 m

17. -19.05.2019

DTM

Championship 2019



-Reg.No.: C-Z-DTM-INT-009

POS	NAME / NATION	SUM	Hockenheim I 1	Hockenheim I 2	Zolder (B) 1	Zolder (B) 2	Misano (I) 1	Misano (I) 2	Norising 1	Norising 2	Assen (NL) 1	Assen (NL) 2	Brands Hatch (GB) 1	Brands Hatch (GB) 2	Lausitzring 1	Lausitzring 2	Nürburgring 1	Nürburgring 2	Hockenheim II 1	Hockenheim II 2	
12	Timo Glock / DEU	20	12 (4.)	8 (6.)	4 (13.)	4 (14.)															
13	Paul Di Resta / GBR	11	+1	6 (7.)	4 (8.)																
14	Jake Dennis / GBR	8				8 (6.)															
15	Pietro Fittipaldi / BRA	3	1 (10.)			2 (9.)															
16	Ferdinand von Habsburg / AUT	2			2 (9.)																
17	Daniel Juncadella / ESP	2	2 (9.)																		
18	Jonathan Aberdein / RSA	0																			

NON-CONSIDERATION OF THE HIGHEST CLASSIFIED CAR OF ASTON MARTIN FOR MAKE CLASSIFICATION (DECISION 46)


DTM Zolder

Circuit Zolder, length 4000 m

17. -19.05.2019

DTM

Team Championship 2019



-Reg.No.: C-Z-DTM-INT-009

POS	TEAM	SUM	Hockenheim I 1	Hockenheim I 2	Zolder (B) 1	Zolder (B) 2	Misano (I) 1	Misano (I) 2	Norising 1	Norising 2	Assen (NL) 1	Assen (NL) 2	Brands Hatch (GB) 1	Brands Hatch (GB) 2	Lausitzring 1	Lausitzring 2	Nürburgring 1	Nürburgring 2	Hockenheim II 1	Hockenheim II 2	
1	Audi Sport Team Rosberg	79		27	10	42															
2	BMW Team RMR	79	12	23	25	19															
3	Audi Sport Team Abt Sportsline	72	19	34	15	4															
4	BMW Team RMG	67	34	16	11	6															
5	Audi Sport Team Phoenix	64	30		22	12															
6	BMW Team RBM	41	8	1	18	14															
7	R-Motorsport 1	19	1	6	4	8															
8	R-Motorsport 2	4	2		2																
9	WRT Team Audi Sport	3	1			2															

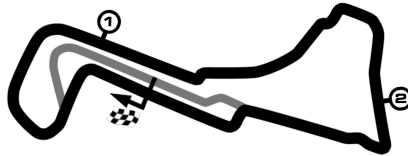
DTM Zolder

Circuit Zolder, length 4000 m

17. -19.05.2019

DTM

Make Championship 2019



-Reg.No.: C-Z-DTM-INT-009

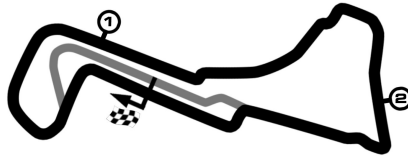
POS	NAME / NATION	SUM	Hockenheim I 1	Hockenheim I 2	Zolder (B) 1	Zolder (B) 2	Misano (I) 1	Misano (I) 2	Norising 1	Norising 2	Assen (NL) 1	Assen (NL) 2	Brands Hatch (GB) 1	Brands Hatch (GB) 2	Lausitzring 1	Lausitzring 2	Nürburgring 1	Nürburgring 2	Hockenheim II 1	Hockenheim II 2	
1	AUDI	213	49	61	45	58															
2	BMW	186	54	39	54	39															
3	Aston Martin	15	3	6	6																

DTM Zolder

Circuit Zolder, length 4000 m

17. -19.05.2019

DTM



DTM

Fastest Lap in race 2, 19.05.2019

-Reg.No.: C-Z-DTM-INT-009

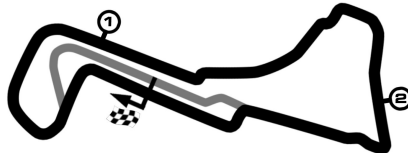
RG.	No.	Driver	Entrant	Time	IN.	DIFF	INT	KM/H	at
1	25	Eng P (AUT)	BMW Team RMR	1:23.600	10		00.264	172.249	13:48:07
2	33	Rast R (DEU)	Audi Sport Team Rosberg	<u>1:23.864</u>	4	00.264	00.149	171.707	13:38:48
3	4	Frijns R (NLD)	Audi Sport Team Abt Sportsline	1:24.013	2	00.413	00.100	171.402	13:36:01
4	31	Van der Linde S (RSA)	BMW Team RBM	1:24.113	2	00.513	00.032	171.198	13:35:59
5	11	Wittmann M (DEU)	BMW Team RMG	1:24.145	3	00.545	00.100	171.133	13:37:27
6	16	Glock T (DEU)	BMW Team RMR	1:24.245	2	00.645	00.035	170.930	13:36:00
7	47	Eriksson J (SWE)	BMW Team RBM	1:24.280	9	00.680	00.039	170.859	13:46:48
8	53	Green J (GBR)	Audi Sport Team Rosberg	1:24.319	13	00.719	00.020	170.780	13:52:28
9	51	Müller N (CHE)	Audi Sport Team Abt Sportsline	1:24.339	4	00.739	00.007	170.740	13:38:57
10	99	Rockenfeller M (DEU)	Audi Sport Team Phoenix	1:24.346	3	00.746	00.070	170.725	13:37:28
11	7	Spengler B (CAN)	BMW Team RMG	1:24.416	5	00.816	00.441	170.584	13:41:12
12	27	Aberdein J (RSA)	WRT Team Audi Sport	1:24.857	3	01.257	00.049	169.697	13:37:31
13	28	Duval L (FRA)	Audi Sport Team Phoenix	<u>1:24.906</u>	4	01.306	00.395	169.599	13:38:55
14	21	Fittipaldi P (BRA)	WRT Team Audi Sport	1:25.301	10	01.701	00.202	168.814	13:48:24
15	23	Juncadella D (ESP)	R-Motorsport 2	1:25.503	4	01.903	00.083	168.415	13:39:51
16	76	Dennis J (GBR)	R-Motorsport 1	1:25.586	4	01.986	00.158	168.252	13:39:00
17	62	von Habsburg F (AUT)	R-Motorsport 2	1:25.744	4	02.144		167.942	13:39:02

DTM Zolder

Circuit Zolder, length 4000 m

17. -19.05.2019

DTM



DTM

Stint Analysis race 2, 19.05.2019

-Reg.No.: C-Z-DTM-INT-009

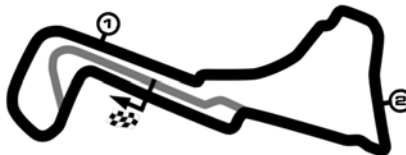
POS	NO	DRIVER	STINT 1			STINT 2			STINT 3			STINT 4		
			LAPS	TIME	KM/H	LAPS	TIME	KM/H	LAPS	TIME	KM/H	LAPS	TIME	KM/H
1.	33	Rast René	12	17:15.998	166.796	27	42:08.541	153.765						
2.	25	Eng Philipp	8	11:39.860	164.604	31	47:54.524	155.295						
3.	53	Green Jamie	11	15:56.366	165.627	11	16:31.463	159.764	17	27:08.501	150.322			
4.	99	Rockenfeller Mike	20	28:55.419	165.954	19	30:41.721	148.557						
5.	31	Van der Linde Sheldon	11	15:52.602	166.281	28	43:45.132	153.592						
6.	76	Dennis Jake	22	32:01.862	164.840	17	27:42.502	147.248						
7.	7	Spengler Bruno	3	4:42.911	152.698	19	27:57.260	163.123	17	27:04.836	150.661			
8.	51	Müller Nico	8	11:45.715	163.239	14	20:47.033	161.664	17	27:13.354	149.876			
9.	21	Fittipaldi Pietro	8	11:52.446	161.696	14	20:57.442	160.325	17	26:57.312	151.362			
10.	47	Eriksson Joel	7	10:18.530	162.967	16	24:03.502	159.612	16	25:26.057	150.977			
11.	28	Duval Loic	19	27:29.623	165.856	20	32:18.564	148.564						
12.	27	Aberdein Jonathan	11	16:09.382	163.403	11	16:38.008	158.716	17	27:03.942	150.744			
13.	11	Wittmann Marco	16	23:01.748	166.745	11	19:34.274	134.892	12	17:28.297	164.839			
14.	16	Glock Timo	10	14:29.460	165.620	28	44:12.437	152.011						
15.	23	Juncadella Daniel	22	32:32.357	162.265	4	8:36.576	111.503						
16.	4	Frijns Robin	10	14:27.968	165.905	11	16:15.796	162.329						
17.	62	von Habsburg Ferdinand	17	25:03.572	162.812									

DTM Zolder

Circuit Zolder, length 4000 m

17. -19.05.2019

DTM



DTM

Pitstop (Chronology) race 2, 19.05.2019

-Reg.No.: C-Z-DTM-INT-009

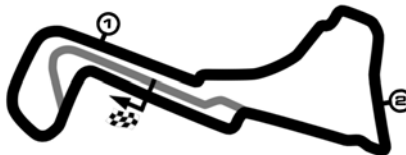
Car	Driver	Entrant	at Lap	Time	duration	Sum
23	Juncadella Daniel	R-Motorsport 2	1	13:34:36	53.219	53.219
7	Spengler Bruno	BMW Team RMG	3	13:37:26	51.701	51.701
47	Eriksson Joel	BMW Team RBM	7	13:43:02	53.190	53.190
25	Eng Philipp	BMW Team RMR	8	13:44:23	52.008	52.008
51	Müller Nico	Audi Sport Team Abt Sportsline	8	13:44:30	52.189	52.189
21	Fittipaldi Pietro	WRT Team Audi Sport	8	13:44:36	52.936	52.936
4	Frijns Robin	Audi Sport Team Abt Sportsline	10	13:47:12	51.775	51.775
16	Glock Timo	BMW Team RMR	10	13:47:13	52.265	52.265
31	Van der Linde Sheldon	BMW Team RBM	11	13:48:36	52.783	52.783
53	Green Jamie	Audi Sport Team Rosberg	11	13:48:40	55.204	55.204
27	Aberdein Jonathan	WRT Team Audi Sport	11	13:48:53	56.245	56.245
33	Rast René	Audi Sport Team Rosberg	12	13:50:00	53.456	53.456
11	Wittmann Marco	BMW Team RMG	16	13:55:45	52.891	52.891
28	Duval Loic	Audi Sport Team Phoenix	19	14:00:14	52.326	52.326
99	Rockenfeller Mike	Audi Sport Team Phoenix	20	14:01:39	51.163	51.163
76	Dennis Jake	R-Motorsport 1	22	14:04:46	52.886	52.886
53	Green Jamie	Audi Sport Team Rosberg	22	14:05:11	54.634	1:49.838
51	Müller Nico	Audi Sport Team Abt Sportsline	22	14:05:17	52.704	1:44.893
7	Spengler Bruno	BMW Team RMG	22	14:05:24	54.187	1:45.888
27	Aberdein Jonathan	WRT Team Audi Sport	22	14:05:31	56.147	1:52.392
21	Fittipaldi Pietro	WRT Team Audi Sport	22	14:05:34	1:14.956	2:07.892
47	Eriksson Joel	BMW Team RBM	23	14:07:06	53.097	1:46.287
23	Juncadella Daniel	R-Motorsport 2	23	14:07:09	53.520	1:46.739

DTM Zolder

Circuit Zolder, length 4000 m

17. -19.05.2019

DTM



DTM

Pitstops race 2, 19.05.2019

-Reg.No.: C-Z-DTM-INT-009

Pos	Car	Driver	Entrant	at Lap	Time	Duration
1	99	Rockenfeller Mike	Audi Sport Team Phoenix	20	14:01:39	51.163
2	7	Spengler Bruno	BMW Team RMG	3	13:37:26	51.701
3	4	Frijns Robin	Audi Sport Team Abt Sportsline	10	13:47:12	51.775
4	25	Eng Philipp	BMW Team RMR	8	13:44:23	52.008
5	51	Müller Nico	Audi Sport Team Abt Sportsline	8	13:44:30	52.189
6	16	Glock Timo	BMW Team RMR	10	13:47:13	52.265
7	28	Duval Loic	Audi Sport Team Phoenix	19	14:00:14	52.326
8	31	Van der Linde Sheldon	BMW Team RBM	11	13:48:36	52.783
9	76	Dennis Jake	R-Motorsport 1	22	14:04:46	52.886
10	11	Wittmann Marco	BMW Team RMG	16	13:55:45	52.891
11	21	Fittipaldi Pietro	WRT Team Audi Sport	8	13:44:36	52.936
12	47	Eriksson Joel	BMW Team RBM	23	14:07:06	53.097
13	23	Juncadella Daniel	R-Motorsport 2	1	13:34:36	53.219
14	33	Rast René	Audi Sport Team Rosberg	12	13:50:00	53.456
15	53	Green Jamie	Audi Sport Team Rosberg	22	14:05:11	54.634
16	27	Aberdein Jonathan	WRT Team Audi Sport	22	14:05:31	56.147

DTM Zolder

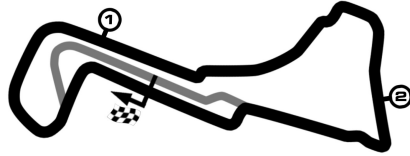
Circuit Zolder, length 4000 m

17. -19.05.2019

DTM

Starting grid race 2

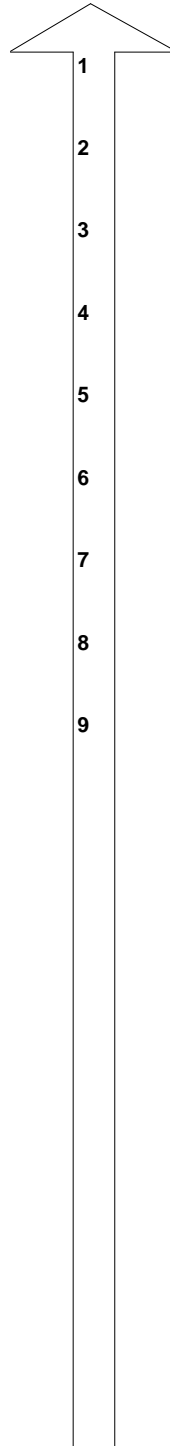
green flag lap at time: 13:30:00



DTM

-Reg.No.: C-Z-DTM-INT-009

31 Sheldon Van der Linde Shell BMW M4 DTM	1:21.590
25 Philipp Eng ZF BMW M4 DTM	1:21.714
16 Timo Glock JIVS BMW M4 DTM	1:21.803
11 Marco Wittmann Schaeffler BMW M4 DTM	1:22.142
53 Jamie Green Hoffmann Group Audi RS 5 DTM	1:22.255
28 Loic Duval MASCOT WORKWEAR Audi RS 5 DTM	1:22.426
76 Jake Dennis Aston Martin Vantage DTM	1:22.563
7 Bruno Spengler BMW Bank M4 DTM	1:22.613
62 Ferdinand von Habsburg Aston Martin Vantage DTM	1:23.703



33 René Rast Audi Sport RS 5 DTM	1:21.596
4 Robin Frijns Aral Ultimate Audi RS 5 DTM	1:21.733
99 Mike Rockenfeller Akrapovic Audi RS 5 DTM	1:22.133
27 Jonathan Aberdein WRT Audi RS 5 DTM	1:22.246
47 Joel Eriksson CATL BMW M4 DTM	1:22.291
51 Nico Müller Castrol EDGE Audi RS 5 DTM	1:22.433
21 Pietro Fittipaldi WRT Audi RS 5 DTM	1:22.582
23 Daniel Juncadella Aston Martin Vantage DTM	1:23.103
3 Paul Di Resta Aston Martin Vantage DTM	1:24.088