



# BRITISH GT CHAMPIONSHIP

**Rounds 3 & 4**

**Snetterton 300 Circuit**

**18<sup>th</sup> & 19<sup>th</sup> May 2019**



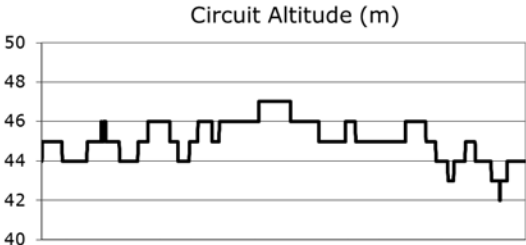
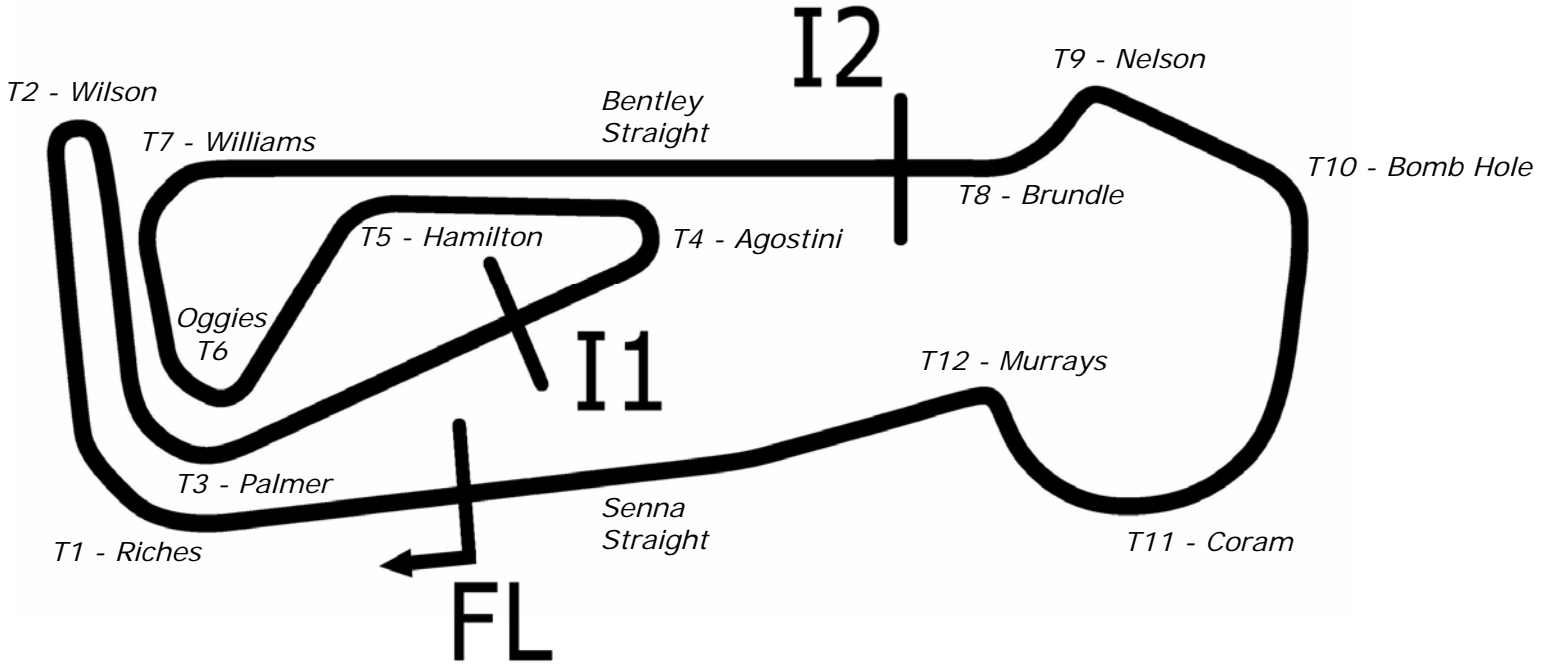
Results Provided by Timing Solutions Ltd  
[www.tsl-timing.com](http://www.tsl-timing.com)

# Snetterton 300



SPORTS TIMING

TIMING SOLUTIONS LTD



Length	2.9689 miles	4778.0 m	
FL		52.46340 N	0.94476 E
I1	1545m	52.46487 N	0.94466 E
I2	3198m	52.46617 N	0.94964 E
Pit Entry	4572m	52.46364 N	0.94774 E
Pit Exit	40m after FL	52.46338 N	0.94420 E
Pit Entry–Pit Exit 246m, 22.1s @40kph, 14.7s @60kph			

All results available at [www.tsl-timing.com](http://www.tsl-timing.com)

# British GT Championship

## FREE PRACTICE 1 - CLASSIFICATION

POS	NO	CL	PIC	TEAM / DRIVERS	CAR	TIME	ON	LAPS	GAP	DIFF	MPH
1	2	GT3PA	1	TF Sport Mark FARMER (GBR) / Nicki THIMM (DNK)	Aston Martin V8 Vantage GT3	1:49.175	13	28			97.89
2	72	GT3PA	2	Barwell Motorsport Adam BALON (GBR) / Phil KEEN (GBR)	Lamborghini Huracan GT3 EVO	1:49.186	21	22	0.011	0.011	97.88
3	99	GT3PA	3	Beechdean AMR Andrew HOWARD (GBR) / Marco SØRENSEN (DNK)	Aston Martin V8 Vantage GT3	1:49.436	19	28	0.261	0.250	97.66
4	69	GT3PA	4	Barwell Motorsport Sam DE HAAN (GBR) / Jonny COCKER (GBR)	Lamborghini Huracan GT3 EVO	1:49.493	13	25	0.318	0.057	97.61
5	31	GT3PA	5	JRM Racing Rick PARFITT JNR (GBR) / Seb MORRIS (GBR)	Bentley Continental GT3	1:49.543	11	15	0.368	0.050	97.56
6	22	GT3PA	6	Balfe Motorsport Shaun BALFE (GBR) / Rob BELL (GBR)	McLaren 720S GT3	1:49.591	22	22	0.416	0.048	97.52
7	47	GT3PA	7	TF Sport Graham DAVIDSON (GBR) / Jonny ADAM (GBR)	Aston Martin V8 Vantage GT3	1:49.697	22	23	0.522	0.106	97.43
8	96	GT3S	1	Optimum Motorsport Oliver WILKINSON (GBR) / Bradley ELLIS (GBR)	Aston Martin V8 Vantage GT3	1:50.273	30	30	1.098	0.576	96.92
9	7	GT3S	2	Team Parker Racing Ryan RATCLIFFE (GBR) / Glynn GEDDIE (GBR)	Bentley Continental GT3	1:50.284	8	18	1.109	0.011	96.91
10	18	GT3PA	8	WPI Motorsport Michael IGOE (GBR) / Adam WILCOX (GBR)	Lamborghini Huracan GT3 EVO	1:50.348	22	25	1.173	0.064	96.85
11	8	GT3PA	9	Team ABBA Racing Richard NEARY (GBR) / Adam CHRISTODOULOU (GBR)	Mercedes-AMG GT3	1:50.355	9	19	1.180	0.007	96.85
12	3	GT3PA	10	Century Motorsport Dominic PAUL (GBR) / Ben GREEN (GBR)	BMW M6 GT3	1:50.708	22	25	1.533	0.353	96.54
13	9	GT3S	3	Century Motorsport Tom GAMBLE (GBR) / Jack MITCHELL (GBR)	BMW M6 GT3	1:51.678	17	22	2.503	0.970	95.70
14	88	GT4PA	1	GT Marques Chris CAR (GBR) / Dino ZAMPARELLI (GBR)	Porsche 718 Cayman GT4 ClubS	1:58.478	6	18	9.303	6.800	90.21
15	66	GT4PA	2	Team Parker Racing Nick JONES (GBR) / Scott MALVERN (GBR)	Mercedes-AMG GT4	1:58.561	7	19	9.386	0.083	90.14
16	44	GT4PA	3	Invictus Games Racing Paul VICE (GBR) / Matthew GEORGE (GBR)	Jaguar F-TYPE SVR GT4	1:58.600	17	20	9.425	0.039	90.11
17	11	GT4PA	4	Beechdean AMR Kelvin FLETCHER (GBR) / Martin PLOWMAN (GBR)	Aston Martin V8 Vantage GT4	1:58.888	14	16	9.713	0.288	89.90
18	5	GT4S	1	Tolman Motorsport Jordan COLLARD (GBR) / Lewis PROCTOR (GBR)	McLaren 570S GT4	1:58.893	22	23	9.718	0.005	89.89
19	97	GT4S	2	TF Sport Ashley HAND (GBR) / Tom CANNING (GBR)	Aston Martin V8 Vantage GT4	1:58.974	25	25	9.799	0.081	89.83
20	15	GT4S	3	Multimatic Motorsports Europe Scott MAXWELL (CAN) / Seb PRIAULX (GBR)	Ford Mustang GT4	1:58.996	19	20	9.821	0.022	89.81
21	4	GT4S	4	Tolman Motorsport James DORLIN (GBR) / Josh SMITH (GBR)	McLaren 570S GT4	1:59.008	14	25	9.833	0.012	89.80
22	77	GT4PA	5	Fox Motorsport Mark MURFITT (GBR) / Michael BROADHURST (GBR)	Mercedes-AMG GT4	1:59.104	9	23	9.929	0.096	89.73
23	29	GT4PA	6	Steller Performance Richard WILLIAMS (GBR) / Sennan FIELDING (GBR)	Audi R8 LMS GT4	1:59.174	11	22	9.999	0.070	89.68
24	23	GT4S	5	RACE Performance Sam SMELT (GBR) / Aron TAYLOR-SMITH (ROI)	Ford Mustang GT4	1:59.326	18	25	10.151	0.152	89.57
25	42	GT4S	6	Century Motorsport Mark KIMBER (GBR) / Jacob MATHIASSEN (DNK)	BMW M4 GT4	1:59.344	9	20	10.169	0.018	89.55
26	20	GT4PA	7	Balfe Motorsport Graham JOHNSON (GBR) / Michael O'BRIEN (GBR)	McLaren 570S GT4	1:59.380	4	14	10.205	0.036	89.52
27	95	GT4S	7	TF Sport Patrick KIBBLE (GBR) / Josh PRICE (GBR)	Aston Martin V8 Vantage GT4	1:59.464	24	24	10.289	0.084	89.46
28	57	GT4S	8	HHC Motorsport Dean MACDONALD (GBR) / Callum POINTON (GBR)	McLaren 570S GT4	1:59.579	13	18	10.404	0.115	89.38
29	75	GT4S	9	Optimum Motorsport Patrik MATTHIASEN (DNK) / Mike ROBINSON (GBR)	Aston Martin V8 Vantage GT4	1:59.586	24	25	10.411	0.007	89.37
30	35	GT4S	10	Optimum Motorsport Connor O'BRIEN (ROI) / Jack BUTEL (GBR)	Aston Martin V8 Vantage GT4	1:59.697	25	26	10.522	0.111	89.29
31	19	GT4PA	8	Multimatic Motorsports Europe Alistair MACKINNON (GBR) / Ben DEVLIN (GBR)	Ford Mustang GT4	1:59.712	21	22	10.537	0.015	89.28
32	62	GT4S	11	Academy Motorsport Alex TOTH-JONES (GBR) / Will MOORE (GBR)	Aston Martin V8 Vantage GT4	1:59.891	8	15	10.716	0.179	89.14
33	58	GT4S	12	HHC Motorsport Tom JACKSON (GBR) / Luke WILLIAMS (GBR)	McLaren 570S GT4	1:59.986	18	19	10.811	0.095	89.07
34	43	GT4S	13	Century Motorsport Andrew GORDON-COLEBROOKE (GBR) / Angus FENDER (GBR)	BMW M4 GT4	2:00.390	12	23	11.215	0.404	88.77
35	61	GT4S	14	Academy Motorsport Ben HURST (CAN) / Micah STANLEY (MCO)	Aston Martin V8 Vantage GT4	2:00.618	19	21	11.443	0.228	88.61
36	32	GT4PA	9	Track Focused Mike MCCOLLUM (GBR) / Sean COOPER (GBR)	KTM X-Bow GT4	2:01.431	12	23	12.256	0.813	88.01

Snetterton 300

Circuit Length = 2.9689 miles

Start: 09:30 Flag 10:30 End: 10:33

Weather / Track : Cloudy / Dry

These results are provisional until the conclusion of any judicial and technical matters.

Race Director : Peter Daly	Stewards :	Timekeeper :
----------------------------	------------	--------------

Results can be found at [www.tsl-timing.com](http://www.tsl-timing.com)

Printed - 10:36 Saturday, 18 May 2019



# British GT Championship

## FREE PRACTICE 1 - CLASSIFICATION BY CATEGORY

### CATEGORY : GT3

POS	NO	CL	TEAM / DRIVERS	CAR	TIME	ON	LAPS	GAP	DIFF	MPH
1	2	GT3PA	TF Sport () Mark FARMER (GBR) / Nicki THIM (DNK)	Aston Martin V8 Vantage GT3	<b>1:49.175</b>	13	28			97.89
2	72	GT3PA	Barwell Motorsport () Adam BALON (GBR) / Phil KEEN (GBR)	Lamborghini Huracan GT3 EVO	<b>1:49.186</b>	21	22	<b>0.011</b>	0.011	97.88
3	99	GT3PA	Beechdean AMR () Andrew HOWARD (GBR) / Marco SØRENSEN (DNK)	Aston Martin V8 Vantage GT3	<b>1:49.436</b>	19	28	<b>0.261</b>	0.250	97.66
4	69	GT3PA	Barwell Motorsport () Sam DE HAAN (GBR) / Jonny COCKER (GBR)	Lamborghini Huracan GT3 EVO	<b>1:49.493</b>	13	25	<b>0.318</b>	0.057	97.61
5	31	GT3PA	JRM Racing () Rick PARFITT JNR (GBR) / Seb MORRIS (GBR)	Bentley Continental GT3	<b>1:49.543</b>	11	15	<b>0.368</b>	0.050	97.56
6	22	GT3PA	Balfe Motorsport () Shaun BALFE (GBR) / Rob BELL (GBR)	McLaren 720S GT3	<b>1:49.591</b>	22	22	<b>0.416</b>	0.048	97.52
7	47	GT3PA	TF Sport () Graham DAVIDSON (GBR) / Jonny ADAM (GBR)	Aston Martin V8 Vantage GT3	<b>1:49.697</b>	22	23	<b>0.522</b>	0.106	97.43
8	96	GT3S	Optimum Motorsport () Oliver WILKINSON (GBR) / Bradley ELLIS (GBR)	Aston Martin V8 Vantage GT3	<b>1:50.273</b>	30	30	<b>1.098</b>	0.576	96.92
9	7	GT3S	Team Parker Racing () Ryan RATCLIFFE (GBR) / Glynn GEDDIE (GBR)	Bentley Continental GT3	<b>1:50.284</b>	8	18	<b>1.109</b>	0.011	96.91
10	18	GT3PA	WPI Motorsport () Michael IGOE (GBR) / Adam WILCOX (GBR)	Lamborghini Huracan GT3 EVO	<b>1:50.348</b>	22	25	<b>1.173</b>	0.064	96.85
11	8	GT3PA	Team ABBA Racing () Richard NEARY (GBR) / Adam CHRISTODOULOU (GBR)	Mercedes-AMG GT3	<b>1:50.355</b>	9	19	<b>1.180</b>	0.007	96.85
12	3	GT3PA	Century Motorsport () Dominic PAUL (GBR) / Ben GREEN (GBR)	BMW M6 GT3	<b>1:50.708</b>	22	25	<b>1.533</b>	0.353	96.54
13	9	GT3S	Century Motorsport () Tom GAMBLE (GBR) / Jack MITCHELL (GBR)	BMW M6 GT3	<b>1:51.678</b>	17	22	<b>2.503</b>	0.970	95.70

Weather / Track : Cloudy / Dry

These results are provisional until the conclusion of any judicial and technical matters.

Snetterton 300

Circuit Length = 2.9689 miles

Start: 09:30 Flag 10:30 End: 10:33

Race Director : Peter Daly	Stewards :	Timekeeper :
----------------------------	------------	--------------

# British GT Championship

## FREE PRACTICE 1 - CLASSIFICATION BY CATEGORY

### CATEGORY : GT4

POS	NO	CL	TEAM / DRIVERS	CAR	TIME	ON	LAPS	GAP	DIFF	MPH
1	88	GT4PA	GT Marques () Chris CAR (GBR) / Dino ZAMPARELLI (GBR)	Porsche 718 Cayman GT4 Clubsport	1:58.478	6	18			90.21
2	66	GT4PA	Team Parker Racing () Nick JONES (GBR) / Scott MALVERN (GBR)	Mercedes-AMG GT4	1:58.561	7	19	0.083	0.083	90.14
3	44	GT4PA	Invictus Games Racing () Paul VICE (GBR) / Matthew GEORGE (GBR)	Jaguar F-TYPE SVR GT4	1:58.600	17	20	0.122	0.039	90.11
4	11	GT4PA	Beechdean AMR () Kelvin FLETCHER (GBR) / Martin PLOWMAN (GBR)	Aston Martin V8 Vantage GT4	1:58.888	14	16	0.410	0.288	89.90
5	5	GT4S	Tolman Motorsport () Jordan COLLARD (GBR) / Lewis PROCTOR (GBR)	McLaren 570S GT4	1:58.893	22	23	0.415	0.005	89.89
6	97	GT4S	TF Sport () Ashley HAND (GBR) / Tom CANNING (GBR)	Aston Martin V8 Vantage GT4	1:58.974	25	25	0.496	0.081	89.83
7	15	GT4S	Multimatic Motorsports Europe () Scott MAXWELL (CAN) / Seb PRIAULX (GBR)	Ford Mustang GT4	1:58.996	19	20	0.518	0.022	89.81
8	4	GT4S	Tolman Motorsport () James DORLIN (GBR) / Josh SMITH (GBR)	McLaren 570S GT4	1:59.008	14	25	0.530	0.012	89.80
9	77	GT4PA	Fox Motorsport () Mark MURFITT (GBR) / Michael BROADHURST (GBR)	Mercedes-AMG GT4	1:59.104	9	23	0.626	0.096	89.73
10	29	GT4PA	Steller Performance () Richard WILLIAMS (GBR) / Sennan FIELDING (GBR)	Audi R8 LMS GT4	1:59.174	11	22	0.696	0.070	89.68
11	23	GT4S	RACE Performance () Sam SMELT (GBR) / Aron TAYLOR-SMITH (ROI)	Ford Mustang GT4	1:59.326	18	25	0.848	0.152	89.57
12	42	GT4S	Century Motorsport () Mark KIMBER (GBR) / Jacob MATHIASSEN (DNK)	BMW M4 GT4	1:59.344	9	20	0.866	0.018	89.55
13	20	GT4PA	Balfe Motorsport () Graham JOHNSON (GBR) / Michael O'BRIEN (GBR)	McLaren 570S GT4	1:59.380	4	14	0.902	0.036	89.52
14	95	GT4S	TF Sport () Patrick KIBBLE (GBR) / Josh PRICE (GBR)	Aston Martin V8 Vantage GT4	1:59.464	24	24	0.986	0.084	89.46
15	57	GT4S	HHC Motorsport () Dean MACDONALD (GBR) / Callum POINTON (GBR)	McLaren 570S GT4	1:59.579	13	18	1.101	0.115	89.38
16	75	GT4S	Optimum Motorsport () Patrik MATTHIESEN (DNK) / Mike ROBINSON (GBR)	Aston Martin V8 Vantage GT4	1:59.586	24	25	1.108	0.007	89.37
17	35	GT4S	Optimum Motorsport () Connor O'BRIEN (ROI) / Jack BUTEL (GBR)	Aston Martin V8 Vantage GT4	1:59.697	25	26	1.219	0.111	89.29
18	19	GT4PA	Multimatic Motorsports Europe () Alistair MACKINNON (GBR) / Ben DEVLIN (GBR)	Ford Mustang GT4	1:59.712	21	22	1.234	0.015	89.28
19	62	GT4S	Academy Motorsport () Alex TOTH-JONES (GBR) / Will MOORE (GBR)	Aston Martin V8 Vantage GT4	1:59.891	8	15	1.413	0.179	89.14
20	58	GT4S	HHC Motorsport () Tom JACKSON (GBR) / Luke WILLIAMS (GBR)	McLaren 570S GT4	1:59.986	18	19	1.508	0.095	89.07
21	43	GT4S	Century Motorsport () Andrew GORDON-COLEBROOKE (GBR) / Angus FENDER (GBR)	BMW M4 GT4	2:00.390	12	23	1.912	0.404	88.77
22	61	GT4S	Academy Motorsport () Ben HURST (CAN) / Micah STANLEY (MCO)	Aston Martin V8 Vantage GT4	2:00.618	19	21	2.140	0.228	88.61
23	32	GT4PA	Track Focused () Mike MCCOLLUM (GBR) / Sean COOPER (GBR)	KTM X-Bow GT4	2:01.431	12	23	2.953	0.813	88.01

Snetterton 300

Circuit Length = 2.9689 miles

Start: 09:30 Flag 10:30 End: 10:33

Weather / Track : Cloudy / Dry

These results are provisional until the conclusion of any judicial and technical matters.

Race Director : Peter Daly	Stewards :	Timekeeper :
----------------------------	------------	--------------

## British GT Championship

### FREE PRACTICE 1 - CLASSIFICATION BY CLASS

#### CLASS : GT3 - GT3PA

POS	NO	TEAM / DRIVERS	CAR	TIME	ON	LAPS	GAP	DIFF	MPH
1	2	TF Sport () Mark FARMER (GBR) / Nicki THIMM (DNK)	Aston Martin V8 Vantage GT3	<b>1:49.175</b>	13	28			97.89
2	72	Barwell Motorsport () Adam BALON (GBR) / Phil KEEN (GBR)	Lamborghini Huracan GT3 EVO	<b>1:49.186</b>	21	22	<b>0.011</b>	0.011	97.88
3	99	Beechdean AMR () Andrew HOWARD (GBR) / Marco SØRENSEN (DNK)	Aston Martin V8 Vantage GT3	<b>1:49.436</b>	19	28	<b>0.261</b>	0.250	97.66
4	69	Barwell Motorsport () Sam DE HAAN (GBR) / Jonny COCKER (GBR)	Lamborghini Huracan GT3 EVO	<b>1:49.493</b>	13	25	<b>0.318</b>	0.057	97.61
5	31	JRM Racing () Rick PARFITT JNR (GBR) / Seb MORRIS (GBR)	Bentley Continental GT3	<b>1:49.543</b>	11	15	<b>0.368</b>	0.050	97.56
6	22	Balfe Motorsport () Shaun BALFE (GBR) / Rob BELL (GBR)	McLaren 720S GT3	<b>1:49.591</b>	22	22	<b>0.416</b>	0.048	97.52
7	47	TF Sport () Graham DAVIDSON (GBR) / Jonny ADAM (GBR)	Aston Martin V8 Vantage GT3	<b>1:49.697</b>	22	23	<b>0.522</b>	0.106	97.43
8	18	WPI Motorsport () Michael IGOE (GBR) / Adam WILCOX (GBR)	Lamborghini Huracan GT3 EVO	<b>1:50.348</b>	22	25	<b>1.173</b>	0.651	96.85
9	8	Team ABBA Racing () Richard NEARY (GBR) / Adam CHRISTODOULOU (GBR)	Mercedes-AMG GT3	<b>1:50.355</b>	9	19	<b>1.180</b>	0.007	96.85
10	3	Century Motorsport () Dominic PAUL (GBR) / Ben GREEN (GBR)	BMW M6 GT3	<b>1:50.708</b>	22	25	<b>1.533</b>	0.353	96.54

#### CLASS : GT3 - GT3S

POS	NO	TEAM / DRIVERS	CAR	TIME	ON	LAPS	GAP	DIFF	MPH
1	96	Optimum Motorsport () Oliver WILKINSON (GBR) / Bradley ELLIS (GBR)	Aston Martin V8 Vantage GT3	<b>1:50.273</b>	30	30			96.92
2	7	Team Parker Racing () Ryan RATCLIFFE (GBR) / Glynn GEDDIE (GBR)	Bentley Continental GT3	<b>1:50.284</b>	8	18	<b>0.011</b>	0.011	96.91
3	9	Century Motorsport () Tom GAMBLE (GBR) / Jack MITCHELL (GBR)	BMW M6 GT3	<b>1:51.678</b>	17	22	<b>1.405</b>	1.394	95.70

#### CLASS : GT4 - GT4S

POS	NO	TEAM / DRIVERS	CAR	TIME	ON	LAPS	GAP	DIFF	MPH
1	5	Tolman Motorsport () Jordan COLLARD (GBR) / Lewis PROCTOR (GBR)	McLaren 570S GT4	<b>1:58.893</b>	22	23			89.89
2	97	TF Sport () Ashley HAND (GBR) / Tom CANNING (GBR)	Aston Martin V8 Vantage GT4	<b>1:58.974</b>	25	25	<b>0.081</b>	0.081	89.83
3	15	Multimatic Motorsports Europe () Scott MAXWELL (CAN) / Seb PRIAULX (GBR)	Ford Mustang GT4	<b>1:58.996</b>	19	20	<b>0.103</b>	0.022	89.81
4	4	Tolman Motorsport () James DORLIN (GBR) / Josh SMITH (GBR)	McLaren 570S GT4	<b>1:59.008</b>	14	25	<b>0.115</b>	0.012	89.80
5	23	RACE Performance () Sam SMELT (GBR) / Aron TAYLOR-SMITH (ROI)	Ford Mustang GT4	<b>1:59.326</b>	18	25	<b>0.433</b>	0.318	89.57
6	42	Century Motorsport () Mark KIMBER (GBR) / Jacob MATHIASSEN (DNK)	BMW M4 GT4	<b>1:59.344</b>	9	20	<b>0.451</b>	0.018	89.55
7	95	TF Sport () Patrick KIBBLE (GBR) / Josh PRICE (GBR)	Aston Martin V8 Vantage GT4	<b>1:59.464</b>	24	24	<b>0.571</b>	0.120	89.46
8	57	HHC Motorsport () Dean MACDONALD (GBR) / Callum POINTON (GBR)	McLaren 570S GT4	<b>1:59.579</b>	13	18	<b>0.686</b>	0.115	89.38
9	75	Optimum Motorsport () Patrik MATTHIESEN (DNK) / Mike ROBINSON (GBR)	Aston Martin V8 Vantage GT4	<b>1:59.586</b>	24	25	<b>0.693</b>	0.007	89.37
10	35	Optimum Motorsport () Connor O'BRIEN (ROI) / Jack BUTEL (GBR)	Aston Martin V8 Vantage GT4	<b>1:59.697</b>	25	26	<b>0.804</b>	0.111	89.29
11	62	Academy Motorsport () Alex TOTH-JONES (GBR) / Will MOORE (GBR)	Aston Martin V8 Vantage GT4	<b>1:59.891</b>	8	15	<b>0.998</b>	0.194	89.14
12	58	HHC Motorsport () Tom JACKSON (GBR) / Luke WILLIAMS (GBR)	McLaren 570S GT4	<b>1:59.986</b>	18	19	<b>1.093</b>	0.095	89.07
13	43	Century Motorsport () Andrew GORDON-COLEBROOKE (GBR) / Angus FENDER (GBR)	BMW M4 GT4	<b>2:00.390</b>	12	23	<b>1.497</b>	0.404	88.77
14	61	Academy Motorsport () Ben HURST (CAN) / Micah STANLEY (MCO)	Aston Martin V8 Vantage GT4	<b>2:00.618</b>	19	21	<b>1.725</b>	0.228	88.61

Snetterton 300  
Circuit Length = 2.9689 miles  
Start: 09:30 Flag 10:30 End: 10:33

Weather / Track : Cloudy / Dry

These results are provisional until the conclusion of any judicial and technical matters.

Race Director : Peter Daly	Stewards :	Timekeeper :
----------------------------	------------	--------------



## British GT Championship

### FREE PRACTICE 1 - CLASSIFICATION BY CLASS

#### CLASS : GT4 - GT4PA

POS	NO	TEAM / DRIVERS	CAR	TIME	ON	LAPS	GAP	DIFF	MPH
1	88	GT Marques () Chris CAR (GBR) / Dino ZAMPARELLI (GBR)	Porsche 718 Cayman GT4 Clubsport	<b>1:58.478</b>	6	18			90.21
2	66	Team Parker Racing () Nick JONES (GBR) / Scott MALVERN (GBR)	Mercedes-AMG GT4	<b>1:58.561</b>	7	19	<b>0.083</b>	0.083	90.14
3	44	Invictus Games Racing () Paul VICE (GBR) / Matthew GEORGE (GBR)	Jaguar F-TYPE SVR GT4	<b>1:58.600</b>	17	20	<b>0.122</b>	0.039	90.11
4	11	Beechdean AMR () Kelvin FLETCHER (GBR) / Martin PLOWMAN (GBR)	Aston Martin V8 Vantage GT4	<b>1:58.888</b>	14	16	<b>0.410</b>	0.288	89.90
5	77	Fox Motorsport () Mark MURFITT (GBR) / Michael BROADHURST (GBR)	Mercedes-AMG GT4	<b>1:59.104</b>	9	23	<b>0.626</b>	0.216	89.73
6	29	Steller Performance () Richard WILLIAMS (GBR) / Sennan FIELDING (GBR)	Audi R8 LMS GT4	<b>1:59.174</b>	11	22	<b>0.696</b>	0.070	89.68
7	20	Balfe Motorsport () Graham JOHNSON (GBR) / Michael O'BRIEN (GBR)	McLaren 570S GT4	<b>1:59.380</b>	4	14	<b>0.902</b>	0.206	89.52
8	19	Multimatic Motorsports Europe () Alistair MACKINNON (GBR) / Ben DEVLIN (GBR)	Ford Mustang GT4	<b>1:59.712</b>	21	22	<b>1.234</b>	0.332	89.28
9	32	Track Focused () Mike MCCOLLUM (GBR) / Sean COOPER (GBR)	KTM X-Bow GT4	<b>2:01.431</b>	12	23	<b>2.953</b>	1.719	88.01

Weather / Track : Cloudy / Dry

These results are provisional until the conclusion of any judicial and technical matters.

Snetterton 300

Circuit Length = 2.9689 miles

Start: 09:30 Flag 10:30 End: 10:33

Race Director : Peter Daly

Stewards :

Timekeeper :

# British GT Championship

## FREE PRACTICE 1 - BEST SECTORS

SECTOR 1			SECTOR 2			SECTOR 3			IDEAL / BEST COMPARISON						
POS	NO	NAME	TIME	NO	NAME	TIME	NO	NAME	TIME	POS	NO	NAME	IDEAL	BEST	DIFF
													<b>PERFECT LAP</b>	<b>1:48.626</b>	
1	31	JRM Racing	33.959	2	TF Sport	38.735	72	Barwell Motorsport	35.932	1	72	Barwell Motorsport	1:48.693	1:49.186	0.493
2	72	Barwell Motorsport	34.013	72	Barwell Motorsport	38.748	31	JRM Racing	35.969	2	31	JRM Racing	1:49.063	1:49.543	0.480
3	69	Barwell Motorsport	34.132	69	Barwell Motorsport	38.900	2	TF Sport	36.040	3	69	Barwell Motorsport	1:49.072	1:49.493	0.421
4	22	Balfe Motorsport	34.232	22	Balfe Motorsport	38.910	69	Barwell Motorsport	36.040	4	2	TF Sport	1:49.175	1:49.175	0.000
5	47	TF Sport	34.285	99	Beechdean AMR	39.028	96	Optimum Motorspor	36.086	5	22	Balfe Motorsport	1:49.353	1:49.591	0.238
6	7	Team Parker Racing	34.311	47	TF Sport	39.045	99	Beechdean AMR	36.096	6	99	Beechdean AMR	1:49.436	1:49.436	0.000
7	99	Beechdean AMR	34.312	31	JRM Racing	39.135	47	TF Sport	36.120	7	47	TF Sport	1:49.450	1:49.697	0.247
8	3	Century Motorsport	34.339	96	Optimum Motorspor	39.185	22	Balfe Motorsport	36.211	8	96	Optimum Motorsport	1:49.646	1:50.273	0.627
9	96	Optimum Motorspor	34.375	18	WPI Motorsport	39.223	3	Century Motorsport	36.259	9	3	Century Motorsport	1:49.869	1:50.708	0.839
10	18	WPI Motorsport	34.375	3	Century Motorsport	39.271	7	Team Parker Racing	36.270	10	7	Team Parker Racing	1:49.886	1:50.284	0.398
11	2	TF Sport	34.400	7	Team Parker Racing	39.305	18	WPI Motorsport	36.535	11	18	WPI Motorsport	1:50.133	1:50.348	0.215
12	8	Team ABBA Racing	34.445	8	Team ABBA Racing	39.338	8	Team ABBA Racing	36.540	12	8	Team ABBA Racing	1:50.323	1:50.355	0.032
13	9	Century Motorsport	34.965	9	Century Motorsport	39.477	9	Century Motorsport	36.789	13	9	Century Motorsport	1:51.231	1:51.678	0.447
14	66	Team Parker Racing	36.955	66	Team Parker Racing	41.856	97	TF Sport	39.048	14	66	Team Parker Racing	1:58.100	1:58.561	0.461
15	97	TF Sport	37.129	88	GT Marques	41.981	15	Multimatic Motorspo	39.190	15	97	TF Sport	1:58.323	1:58.974	0.651
16	5	Tolman Motorsport	37.162	44	Invictus Games Rac	41.998	4	Tolman Motorsport	39.213	16	44	Invictus Games Rac	1:58.418	1:58.600	0.182
17	15	Multimatic Motorspo	37.177	4	Tolman Motorsport	42.088	44	Invictus Games Rac	39.233	17	88	GT Marques	1:58.478	1:58.478	0.000
18	44	Invictus Games Rac	37.187	15	Multimatic Motorspo	42.111	88	GT Marques	39.250	18	15	Multimatic Motorsport	1:58.478	1:58.996	0.518
19	4	Tolman Motorsport	37.199	97	TF Sport	42.146	11	Beechdean AMR	39.266	19	4	Tolman Motorsport	1:58.500	1:59.008	0.508
20	42	Century Motorsport	37.215	29	Steller Performance	42.187	23	RACE Performance	39.280	20	5	Tolman Motorsport	1:58.722	1:58.893	0.171
21	88	GT Marques	37.247	77	Fox Motorsport	42.207	66	Team Parker Racing	39.289	21	11	Beechdean AMR	1:58.879	1:58.888	0.009
22	11	Beechdean AMR	37.290	62	Academy Motorspor	42.249	5	Tolman Motorsport	39.308	22	77	Fox Motorsport	1:58.994	1:59.104	0.110
23	75	Optimum Motorspor	37.325	5	Tolman Motorsport	42.252	75	Optimum Motorspor	39.321	23	62	Academy Motorsport	1:59.008	1:59.891	0.883
24	29	Steller Performance	37.344	11	Beechdean AMR	42.323	62	Academy Motorspor	39.336	24	42	Century Motorsport	1:59.013	1:59.344	0.331
25	95	TF Sport	37.369	42	Century Motorsport	42.349	95	TF Sport	39.366	25	75	Optimum Motorsport	1:59.017	1:59.586	0.569
26	57	HHC Motorsport	37.408	75	Optimum Motorspor	42.371	77	Fox Motorsport	39.369	26	29	Steller Performance	1:59.077	1:59.174	0.097
27	77	Fox Motorsport	37.418	35	Optimum Motorspor	42.384	42	Century Motorsport	39.449	27	95	TF Sport	1:59.154	1:59.464	0.310
28	20	Balfe Motorsport	37.422	57	HHC Motorsport	42.418	20	Balfe Motorsport	39.535	28	23	RACE Performance	1:59.182	1:59.326	0.144
29	62	Academy Motorspor	37.423	95	TF Sport	42.419	29	Steller Performance	39.546	29	20	Balfe Motorsport	1:59.380	1:59.380	0.000
30	19	Multimatic Motorspo	37.425	20	Balfe Motorsport	42.423	43	Century Motorsport	39.621	30	57	HHC Motorsport	1:59.451	1:59.579	0.128
31	43	Century Motorsport	37.435	23	RACE Performance	42.466	57	HHC Motorsport	39.625	31	35	Optimum Motorsport	1:59.610	1:59.697	0.087
32	23	RACE Performance	37.436	19	Multimatic Motorspo	42.492	32	Track Focused	39.695	32	19	Multimatic Motorsport	1:59.639	1:59.712	0.073
33	35	Optimum Motorspor	37.476	58	HHC Motorsport	42.573	19	Multimatic Motorspo	39.722	33	43	Century Motorsport	1:59.844	2:00.390	0.546
34	58	HHC Motorsport	37.573	61	Academy Motorspor	42.695	35	Optimum Motorspor	39.750	34	58	HHC Motorsport	1:59.929	1:59.986	0.057
35	61	Academy Motorspor	37.590	43	Century Motorsport	42.788	58	HHC Motorsport	39.783	35	61	Academy Motorsport	2:00.102	2:00.618	0.516
36	32	Track Focused	38.068	32	Track Focused	42.867	61	Academy Motorspor	39.817	36	32	Track Focused	2:00.630	2:01.431	0.801

Weather / Track : Cloudy / Dry

Snetterton 300

Circuit Length = 2.9689 miles

Start: 09:30 Flag 10:30 End: 10:33

Results can be found at [www.tsl-timing.com](http://www.tsl-timing.com)

Printed - 10:40 Saturday, 18 May 2019



# British GT Championship

## FREE PRACTICE 1 - BEST SPEEDS

POS	INTERMEDIATE 1			INTERMEDIATE 2			FINISH LINE		
	NO	NAME	MPH	NO	NAME	MPH	NO	NAME	MPH
1	22	Balfe Motorsport	133.4	31	JRM Racing	153.9	31	JRM Racing	139.8
2	7	Team Parker Racing	133.1	2	TF Sport	153.2	3	Century Motorsport	139.8
3	3	Century Motorsport	132.8	22	Balfe Motorsport	152.5	2	TF Sport	138.3
4	2	TF Sport	132.6	47	TF Sport	152.5	22	Balfe Motorsport	138.3
5	31	JRM Racing	132.3	7	Team Parker Racing	152.5	7	Team Parker Racing	138.3
6	47	TF Sport	132.3	3	Century Motorsport	151.8	47	TF Sport	138.0
7	99	Beechdean AMR	131.8	96	Optimum Motorsport	151.4	96	Optimum Motorsport	138.0
8	96	Optimum Motorsport	131.5	9	Century Motorsport	151.4	9	Century Motorsport	138.0
9	8	Team ABBA Racing	131.5	99	Beechdean AMR	151.1	8	Team ABBA Racing	137.7
10	9	Century Motorsport	131.5	8	Team ABBA Racing	151.1	69	Barwell Motorsport	137.5
11	69	Barwell Motorsport	131.0	72	Barwell Motorsport	149.7	72	Barwell Motorsport	136.9
12	72	Barwell Motorsport	130.8	18	WPI Motorsport	149.7	18	WPI Motorsport	136.9
13	18	WPI Motorsport	130.8	69	Barwell Motorsport	149.4	99	Beechdean AMR	136.3
14	44	Invictus Games Racing	122.4	44	Invictus Games Racing	142.4	44	Invictus Games Racing	128.3
15	5	Tolman Motorsport	121.3	42	Century Motorsport	140.6	42	Century Motorsport	127.0
16	4	Tolman Motorsport	121.1	4	Tolman Motorsport	140.3	43	Century Motorsport	126.8
17	57	HHC Motorsport	121.1	43	Century Motorsport	140.3	4	Tolman Motorsport	126.6
18	77	Fox Motorsport	120.9	77	Fox Motorsport	140.1	66	Team Parker Racing	126.3
19	42	Century Motorsport	120.9	88	GT Marques	139.8	77	Fox Motorsport	126.3
20	58	HHC Motorsport	120.9	66	Team Parker Racing	139.8	23	RACE Performance	126.3
21	43	Century Motorsport	120.6	5	Tolman Motorsport	139.8	58	HHC Motorsport	126.3
22	88	GT Marques	120.4	23	RACE Performance	139.5	88	GT Marques	126.1
23	23	RACE Performance	120.4	57	HHC Motorsport	139.5	11	Beechdean AMR	126.1
24	66	Team Parker Racing	120.2	58	HHC Motorsport	139.5	5	Tolman Motorsport	126.1
25	97	TF Sport	120.2	29	Steller Performance	138.9	57	HHC Motorsport	125.9
26	29	Steller Performance	120.2	20	Balfe Motorsport	138.6	15	Multimatic Motorsports Europe	125.2
27	20	Balfe Motorsport	120.2	11	Beechdean AMR	138.3	29	Steller Performance	125.2
28	11	Beechdean AMR	119.8	15	Multimatic Motorsports Europe	138.3	20	Balfe Motorsport	125.2
29	15	Multimatic Motorsports Europe	119.4	97	TF Sport	138.0	19	Multimatic Motorsports Europe	125.2
30	19	Multimatic Motorsports Europe	119.1	19	Multimatic Motorsports Europe	138.0	97	TF Sport	124.9
31	75	Optimum Motorsport	118.9	95	TF Sport	137.2	95	TF Sport	124.2
32	62	Academy Motorsport	118.9	35	Optimum Motorsport	137.2	35	Optimum Motorsport	124.0
33	95	TF Sport	118.7	62	Academy Motorsport	136.9	62	Academy Motorsport	123.5
34	35	Optimum Motorsport	118.7	75	Optimum Motorsport	136.6	61	Academy Motorsport	123.3
35	61	Academy Motorsport	118.7	61	Academy Motorsport	135.0	75	Optimum Motorsport	122.6
36	32	Track Focused	116.7	32	Track Focused	131.8	32	Track Focused	121.5

Weather / Track : Cloudy / Dry

Results can be found at [www.tsl-timing.com](http://www.tsl-timing.com)

Snetterton 300

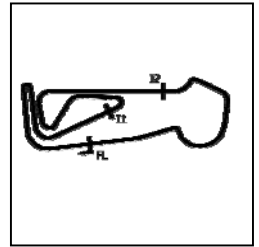
Circuit Length = 2.9689 miles

Start: 09:30 Flag 10:30 End: 10:33

Printed - 10:43 Saturday, 18 May 2019

# British GT Championship

## FREE PRACTICE 1 - SECTOR ANALYSIS



SECTOR 1 = FL to I1, SECTOR 2 = I1 to I2, SECTOR 3 = I2 to FL, DIFF = Difference To Personal Best Lap, P = Crossed Finish Line in Pit Lane, D = Time Disallowed

P1		2 GT3PA		TF Sport		Aston Martin V8 Vantage GT3					
IDEAL LAP TIME : 1:49.175		BEST LAP TIME : 1:49.175		DIFFERENCE : 0.000							
D1: Mark FARMER		D2: Nicki THIM									
LAP	SECTOR 1	SECTOR 2		SECTOR 3		LAP TIME	MPH	DIFF	TIME OF DAY		
1 - D1	OUTLAP	50.088	110.3	50.857	130.3	2:31.683	70.46	42.508	09:32:39.581		
2 - D1	43.893	46.897	125.4	46.595	133.6	2:17.385	77.79	28.210	09:34:56.966		
3 - D1	43.294	47.416	134.2	45.671	134.2	2:16.381	78.36	27.206	09:37:13.347		
4 - D1	42.187	49.175	103.5	IN PIT		5:25.034	P 32.88	3:35.859	09:42:38.381		
5 - D2	OUTLAP	42.078	149.4	40.024	135.5	2:06.543	84.46	17.368	09:44:44.924		
6 - D2	36.628	40.285	150.4	38.835	135.8	1:55.748	92.33	6.573	09:46:40.672		
7 - D2	35.550	39.340	149.7	37.412	136.1	1:52.302	95.17	3.127	09:48:32.974		
8 - D2	34.978	<b>132.6</b>	39.244	150.4	36.514	136.3	1:50.736	96.51	1.561	09:50:23.710	
9 - D2	34.523	39.410	151.1	36.898	136.9	1:50.831	96.43	1.656	09:52:14.541		
10 - D2	34.780	39.203	151.1	36.614	<b>138.3</b>	1:50.597	96.63	1.422	09:54:05.138		
11 - D2	34.695	38.832	152.1	36.907	136.1	1:50.434	(3) 96.78	1.259	09:55:55.572		
12 - D2	34.445	39.589	149.4	36.126	136.3	1:50.160	(2) 97.02	0.985	09:57:45.732		
13 - D2	<b>34.400</b>	<b>38.735</b>	151.4	<b>36.040</b>	136.3	<b>1:49.175</b>	(1) <b>97.89</b>		<b>09:59:34.907</b>		
14 - D2	34.555	38.884	151.1	IN PIT		4:04.785	P 43.66	2:15.610	10:03:39.692		
15 - D1	OUTLAP	41.322	149.7	38.497	136.6	2:00.222	88.90	11.047	10:05:39.914		
16 - D1	35.443	130.3	40.378	150.8	39.558	137.2	1:55.379	92.63	6.204	10:07:35.293	
17 - D1	35.109	131.5	40.563	151.4	38.053	136.1	1:53.725	93.98	4.550	10:09:29.018	
18 - D1	35.045	130.5	40.423	151.1	37.099	136.3	1:52.567	94.94	3.392	10:11:21.585	
19 - D1	35.108	129.5	40.399	149.7	37.093	136.6	1:52.600	94.92	3.425	10:13:14.185	
20 - D1	37.727	126.8	40.468	150.4	37.417	136.6	1:55.612	92.44	6.437	10:15:09.797	
21 - D1	35.321	130.5	40.009	150.4	37.274	136.3	1:52.604	94.91	3.429	10:17:02.401	
22 - D1	35.263	131.0	39.988	151.8	37.588	136.6	1:52.839	94.71	3.664	10:18:55.240	
23 - D1	35.049	<b>132.6</b>	40.143	150.8	37.906	136.3	1:53.098	94.50	3.923	10:20:48.338	
24 - D1	35.001	131.0	39.898	150.4	36.923	136.1	1:51.822	95.58	2.647	10:22:40.160	
25 - D1	35.012	131.5	39.705	150.8	36.780	137.5	1:51.497	95.85	2.322	10:24:31.657	
26 - D1	35.805	128.5	40.163	151.1	37.634	137.5	1:53.602	94.08	4.427	10:26:25.259	
27 - D1	35.056	130.8	39.868	150.4	37.367	136.1	1:52.291	95.18	3.116	10:28:17.550	
28 - D1	34.906	131.5	39.915	<b>153.2</b>	38.004	136.3	1:52.825	94.73	3.650	10:30:10.375	

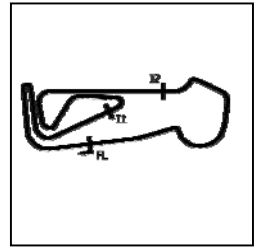
P2		72 GT3PA		Barwell Motorsport		Lamborghini Huracan GT3 EVO					
IDEAL LAP TIME : 1:48.693		BEST LAP TIME : 1:49.186		DIFFERENCE : 0.493							
D1: Adam BALON		D2: Phil KEEN									
LAP	SECTOR 1	SECTOR 2		SECTOR 3		LAP TIME	MPH	DIFF	TIME OF DAY		
1 - D2	OUTLAP	94.5	48.237	140.3	IN PIT	4:03.160	P 43.95	2:13.974	09:34:16.670		
2 - D1	OUTLAP	122.9	42.755	142.7	IN PIT	3:23.318	P 52.56	1:34.132	09:37:39.988		
3 - D1	OUTLAP	117.7	44.220	126.8	IN PIT	3:33.571	P 50.04	1:44.385	09:41:13.559		
4 - D2	OUTLAP	125.6	41.769	144.6	IN PIT	3:19.265	P 53.63	1:30.079	09:44:32.824		
5 - D2	OUTLAP	125.4	42.323	124.5	IN PIT	3:27.580	P 51.48	1:38.394	09:48:00.404		
6 - D1	OUTLAP	126.6	41.557	144.6	IN PIT	3:17.463	P 54.12	1:28.277	09:51:17.867		
7 - D1	OUTLAP	123.5	42.527	144.6	IN PIT	3:21.170	P 53.12	1:31.984	09:54:39.037		
8 - D1	OUTLAP	125.4	42.726	126.3	IN PIT	3:21.244	P 53.11	1:32.058	09:58:00.281		
9 - D1	OUTLAP	126.1	42.687	143.3	IN PIT	4:16.644	P 41.64	2:27.458	10:02:16.925		
10 - D1	OUTLAP	126.8	40.920	146.8	38.423	135.0	1:59.805	89.21	10.619	10:04:16.730	
11 - D1	37.146	126.6	40.381	148.1	37.712	136.6	1:55.239	92.74	6.053	10:06:11.969	
12 - D1	35.468	129.0	39.950	148.1	37.766	136.6	1:53.184	94.43	3.998	10:08:05.153	
13 - D1	34.892	129.3	39.856	148.1	36.978	135.8	1:51.726	95.66	2.540	10:09:56.879	
14 - D1	37.071	128.3	40.004	145.8	38.863	135.0	1:55.938	92.18	6.752	10:11:52.817	
15 - D1	34.908	128.8	41.375	140.3	39.604	135.5	1:55.887	92.22	6.701	10:13:48.704	
16 - D1	34.996	129.5	39.601	147.8	36.838	136.3	1:51.435	95.91	2.249	10:15:40.139	
17 - D1	35.460	128.0	39.920	124.2	44.349	134.4	1:59.729	89.26	10.543	10:17:39.868	
18 - D1	34.783	129.8	39.521	147.4	36.603	135.8	1:50.907	(3) 96.36	1.721	10:19:30.775	
19 - D1	34.712	129.5	39.216	149.1	IN PIT	3:20.715	P 53.25	1:31.529	10:22:51.490		
20 - D2	OUTLAP	129.5	39.829	147.1	37.917	136.3	1:55.158	92.81	5.972	10:24:46.648	
21 - D2	34.128	129.3	39.126	148.4	<b>35.932</b>	<b>136.9</b>	<b>1:49.186</b>	(1) <b>97.88</b>		<b>10:26:35.834</b>	
22 - D2	34.072	<b>130.8</b>	39.060	148.4	37.255	133.4	1:50.387	(2) 96.82	1.201	10:28:26.221	

Weather / Track : Cloudy / Dry

Snetterton 300  
Circuit Length = 2.9689 miles  
Start: 09:30 Flag 10:30 End: 10:33

# British GT Championship

## FREE PRACTICE 1 - SECTOR ANALYSIS



SECTOR 1 = FL to I1, SECTOR 2 = I1 to I2, SECTOR 3 = I2 to FL, DIFF = Difference To Personal Best Lap, P = Crossed Finish Line in Pit Lane, D = Time Disallowed

P3 99 GT3PA Beechdean AMR			Aston Martin V8 Vantage GT3							
IDEAL LAP TIME : 1:49.436			BEST LAP TIME : 1:49.436			DIFFERENCE : 0.000				
D1: Andrew HOWARD			D2: Marco SØRENSEN							
LAP	SECTOR 1	SECTOR 2	SECTOR 3	LAP TIME	MPH	DIFF	TIME OF DAY			
1 - D2	OUTLAP	99.1	45.432	139.5	43.928	133.9	2:18.426	77.21	28.990	09:33:03.131
2 - D2	41.250	118.7	43.194	143.7	43.360	133.6	2:07.804	83.62	18.368	09:35:10.935
3 - D2	39.395	125.2	41.906	148.1	41.933	134.4	2:03.234	86.72	13.798	09:37:14.169
4 - D2	38.323	129.0	41.150	148.4	40.730	135.0	2:00.203	88.91	10.767	09:39:14.372
5 - D2	38.148	126.6	40.915	148.7	39.468	135.0	1:58.531	90.17	9.095	09:41:12.903
6 - D2	36.171	130.0	39.726	149.4	38.452	135.2	1:54.349	93.46	4.913	09:43:07.252
7 - D2	35.864	128.3	40.211	148.7	37.679	135.8	1:53.754	93.95	4.318	09:45:01.006
8 - D2	38.104	127.8	39.993	146.2	38.568	135.8	1:56.665	91.61	7.229	09:46:57.671
9 - D2	35.360	124.5	41.629	149.1	37.608	135.2	1:54.597	93.26	5.161	09:48:52.268
10 - D2	35.063	130.5	39.588	149.7	37.106	136.1	1:51.757	95.63	2.321	09:50:44.025
11 - D2	34.996	130.8	39.403	150.4	38.078	<b>136.3</b>	1:52.477	95.02	3.041	09:52:36.502
12 - D2	34.880	131.0	39.381	150.4	36.635	135.8	1:50.896 (3)	96.37	1.460	09:54:27.398
13 - D2	34.657	<b>131.8</b>	39.364	149.7	36.427	135.5	1:50.448 (2)	96.77	1.012	09:56:17.846
14 - D2	34.652	131.0	40.169	149.7	37.068	136.1	1:51.889	95.52	2.453	09:58:09.735
15 - D2	34.798	130.5	40.651	<b>151.1</b>	37.641	135.8	1:53.090	94.50	3.654	10:00:02.825
16 - D2	34.407	131.3	39.629	149.7	IN PIT		4:45.293 P	37.46	2:55.857	10:04:48.118
17 - D2	OUTLAP	130.0	39.761	146.2	39.397	135.2	1:58.530	90.17	9.094	10:06:46.648
18 - D2	35.719	126.6	39.458	150.1	36.230	135.8	1:51.407	95.93	1.971	10:08:38.055
19 - D2	<b>34.312</b>	130.3	<b>39.028</b>	149.4	<b>36.096</b>	136.1	<b>1:49.436 (1)</b>	<b>97.66</b>		<b>10:10:27.491</b>
20 - D2	34.373	131.3	39.218	150.4	IN PIT		3:41.737 P	48.20	1:52.301	10:14:09.228
21 - D1	OUTLAP	98.5	41.395	149.4	37.747	136.1	2:03.184	86.76	13.748	10:16:12.412
22 - D1	35.815	129.5	40.351	149.4	37.614	135.5	1:53.780	93.93	4.344	10:18:06.192
23 - D1	35.949	127.3	41.664	149.1	37.650	135.5	1:55.263	92.72	5.827	10:20:01.455
24 - D1	35.589	129.0	40.340	149.4	39.493	131.8	1:55.422	92.60	5.986	10:21:56.877
25 - D1	36.524	128.3	41.339	148.4	38.137	135.8	1:56.000	92.13	6.564	10:23:52.877
26 - D1	35.931	128.0	40.670	150.4	37.870	136.1	1:54.471	93.36	5.035	10:25:47.348
27 - D1	36.777	128.0	41.087	148.7	37.730	135.2	1:55.594	92.46	6.158	10:27:42.942
28 - D1	35.370	128.5	40.145	150.8	38.438	135.0	1:53.953	93.79	4.517	10:29:36.895

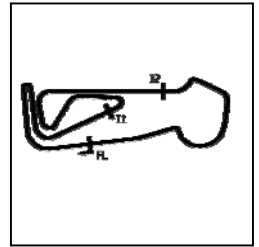
P4 69 GT3PA Barwell Motorsport			Lamborghini Huracan GT3 EVO							
IDEAL LAP TIME : 1:49.072			BEST LAP TIME : 1:49.493			DIFFERENCE : 0.421				
D1: Sam DE HAAN			D2: Jonny COCKER							
LAP	SECTOR 1	SECTOR 2	SECTOR 3	LAP TIME	MPH	DIFF	TIME OF DAY			
1 - D1	OUTLAP	108.2	46.156	135.5	44.627	131.3	2:18.141	77.37	28.648	09:32:29.153
2 - D1	40.558	122.4	44.581	139.5	43.730	131.5	2:08.869	82.93	19.376	09:34:38.022
3 - D1	40.947	122.4	44.085	132.3	IN PIT		3:25.418 P	52.03	1:35.925	09:38:03.440
4 - D1	OUTLAP	123.5	43.690	130.0	IN PIT		3:26.862 P	51.66	1:37.369	09:41:30.302
5 - D1	OUTLAP	122.4	44.096	134.2	IN PIT		3:26.758 P	51.69	1:37.265	09:44:57.060
6 - D1	OUTLAP	122.4	44.275	140.6	IN PIT		3:26.651 P	51.72	1:37.158	09:48:23.711
7 - D1	OUTLAP	124.7	44.149	138.6	IN PIT		6:03.685 P	29.38	4:14.192	09:54:27.396
8 - D1	OUTLAP	124.9	44.084	143.7	IN PIT		4:08.483 P	43.01	2:18.990	09:58:35.879
9 - D2	OUTLAP	127.3	40.378	147.4	38.248	135.8	1:58.606	90.11	9.113	10:00:34.485
10 - D2	35.028	128.3	39.638	148.4	39.346	135.8	1:54.012	93.74	4.519	10:02:28.497
11 - D2	34.295	129.8	39.138	148.4	36.097	136.1	1:49.530 (2)	97.58	0.037	10:04:18.027
12 - D2	34.908	130.0	39.098	148.4	<b>36.040</b>	136.9	1:50.046 (3)	97.12	0.553	10:06:08.073
13 - D2	<b>34.132</b>	<b>131.0</b>	<b>38.900</b>	148.1	36.461	100.7	<b>1:49.493 (1)</b>	<b>97.61</b>		<b>10:07:57.566</b>
14 - D2	35.509	130.5	40.127	145.8	38.184	135.2	1:53.820	93.90	4.327	10:09:51.386
15 - D2	34.978	129.8	41.133	147.4	IN PIT		3:14.736 P	54.88	1:25.243	10:13:06.122
16 - D1	OUTLAP	128.5	41.415	146.8	38.187	135.2	1:59.553	89.40	10.060	10:15:05.675
17 - D1	35.213	128.5	40.169	147.8	37.091	135.8	1:52.473	95.02	2.980	10:16:58.148
18 - D1	35.234	128.8	40.070	147.4	37.113	135.5	1:52.417	95.07	2.924	10:18:50.565
19 - D1	35.117	128.3	40.005	147.8	36.748	135.5	1:51.870	95.54	2.377	10:20:42.435
20 - D1	34.772	128.8	39.668	147.8	36.451	136.1	1:50.891	96.38	1.398	10:22:33.326
21 - D1	34.672	130.0	40.303	148.1	36.477	136.3	1:51.452	95.89	1.959	10:24:24.778
22 - D1	34.566	129.8	39.742	148.7	36.486	136.6	1:50.794	96.46	1.301	10:26:15.572
23 - D1	35.006	128.0	39.579	<b>149.4</b>	38.032	<b>137.5</b>	1:52.617	94.90	3.124	10:28:08.189
24 - D1	35.406	129.0	39.613	147.8	36.623	136.6	1:51.642	95.73	2.149	10:29:59.831
25 - D1	34.790	130.3	39.850	149.1	38.586	136.1	1:53.226	94.39	3.733	10:31:53.057

Weather / Track : Cloudy / Dry

Snetterton 300  
Circuit Length = 2.9689 miles  
Start: 09:30 Flag 10:30 End: 10:33

# British GT Championship

## FREE PRACTICE 1 - SECTOR ANALYSIS



SECTOR 1 = FL to I1, SECTOR 2 = I1 to I2, SECTOR 3 = I2 to FL, DIFF = Difference To Personal Best Lap, P = Crossed Finish Line in Pit Lane, D = Time Disallowed

P5 31 GT3PA JRM Racing		Bentley Continental GT3									
IDEAL LAP TIME : 1:49.063		BEST LAP TIME : 1:49.543		DIFFERENCE : 0.480							
D1: Rick PARFITT JNR		D2: Seb MORRIS									
LAP	SECTOR 1	SECTOR 2	SECTOR 3	LAP TIME	MPH	DIFF	TIME OF DAY				
1 - D2	OUTLAP	118.7	45.189	137.2	43.597	133.9	2:13.508	80.05	23.965	09:32:44.660	
2 - D2	39.940	119.1	45.331	145.5	IN PIT		19:48.880	P	8.99	17:59.337	09:52:33.540
3 - D2	OUTLAP	126.6	40.881	150.8	37.878	136.9	1:59.480	89.45	9.937	09:54:33.020	
4 - D2	35.893	130.3	39.742	149.4	36.750	137.2	1:52.385	95.10	2.842	09:56:25.405	
5 - D2	35.911	130.3	39.801	150.8	IN PIT		6:55.846	P	25.70	5:06.303	10:03:21.251
6 - D2	OUTLAP	131.3	40.094	150.8	36.869	138.0	1:55.258	92.73	5.715	10:05:16.509	
7 - D2	34.886	131.0	39.174	151.4	<b>35.969</b>	138.3	1:50.029	(2)	97.13	0.486	10:07:06.538
8 - D2	<b>33.959</b>	132.1	<b>39.135</b>	151.8	IN PIT		7:17.411	P	24.43	5:27.868	10:14:23.949
9 - D2	OUTLAP	131.0	39.566	151.8	40.763	138.3	1:58.837	89.93	9.294	10:16:22.786	
10 - D2	34.450	131.3	39.569	152.5	36.253	138.9	1:50.272	(3)	96.92	0.729	10:18:13.058
11 - D2	34.235	<b>132.3</b>	39.189	<b>153.9</b>	36.119	<b>139.8</b>	<b>1:49.543</b>	(1)	<b>97.56</b>		<b>10:20:02.601</b>
12 - D2	35.160	132.1	40.169	152.8	IN PIT		5:02.504	P	35.33	3:12.961	10:25:05.105
13 - D1	OUTLAP	131.3	40.163	150.8	38.117	137.7	1:58.453	90.23	8.910	10:27:03.558	
14 - D1	34.921	131.5	40.021	151.1	36.585	139.2	1:51.527	95.83	1.984	10:28:55.085	
15 - D1	35.135	130.8	41.169	150.1	36.647	138.6	1:52.951	94.62	3.408	10:30:48.036	

P6 22 GT3PA Balfe Motorsport		McLaren 720S GT3									
IDEAL LAP TIME : 1:49.353		BEST LAP TIME : 1:49.591		DIFFERENCE : 0.238							
D1: Shaun BALFE		D2: Rob BELL									
LAP	SECTOR 1	SECTOR 2	SECTOR 3	LAP TIME	MPH	DIFF	TIME OF DAY				
1 - D2	OUTLAP		46.164	122.9	45.679	134.7	2:20.900	75.85	31.309	09:32:42.213	
2 - D2	41.525		47.090	121.5	44.060	135.2	2:12.675	80.55	23.084	09:34:54.888	
3 - D2	40.053		42.333	143.0	42.325	137.5	2:04.711	85.70	15.120	09:36:59.599	
4 - D2	38.827		41.115	149.7	40.594	136.9	2:00.536	88.67	10.945	09:39:00.135	
5 - D2	37.229		40.222	149.7	39.674	137.2	1:57.125	91.25	7.534	09:40:57.260	
6 - D2	36.173		39.334	151.1	38.164	137.5	1:53.671	94.02	4.080	09:42:50.931	
7 - D2	36.112		39.941	<b>152.5</b>	IN PIT		6:52.114	P	25.93	5:02.523	09:49:43.045
8 - D2	OUTLAP	130.5	41.901	149.1	37.545	137.7	1:59.426	89.49	9.835	09:51:42.471	
9 - D2	34.639		<b>38.910</b>	150.4	36.624	137.7	1:50.173	(3)	97.01	0.582	09:53:32.644
10 - D2	35.021		42.075	150.4	IN PIT		7:59.917	P	22.27	6:10.326	10:01:32.561
11 - D1	OUTLAP	128.8	40.823	149.7	37.780	137.2	2:05.023	85.48	15.432	10:03:37.584	
12 - D1	35.206	130.5	41.167	149.7	38.321	137.5	1:54.694	93.18	5.103	10:05:32.278	
13 - D1	34.655	132.1	39.812	151.1	37.045	137.2	1:51.512	95.84	1.921	10:07:23.790	
14 - D1	34.506	<b>133.4</b>	41.631	144.0	38.662	137.2	1:54.799	93.10	5.208	10:09:18.589	
15 - D1	34.832	131.8	39.491	150.8	36.716	137.2	1:51.039	96.25	1.448	10:11:09.628	
16 - D1	35.452	127.3	40.793	151.1	39.350	137.2	1:55.595	92.46	6.004	10:13:05.223	
17 - D1	34.288	132.1	39.422	152.1	36.698	137.5	1:50.408	96.80	0.817	10:14:55.631	
18 - D1	34.281	132.3	39.820	151.4	36.665	136.6	1:50.766	96.49	1.175	10:16:46.397	
19 - D1	35.057	131.3	39.322	151.4	36.379	137.5	1:50.758	96.49	1.167	10:18:37.155	
20 - D1	<b>34.232</b>	131.5	39.152	151.1	36.529	<b>138.3</b>	1:49.913	(2)	97.24	0.322	10:20:27.068
21 - D1	34.886	131.8	42.543	117.5	39.785	137.7	1:57.214	91.18	7.623	10:22:24.282	
22 - D1	34.271	132.1	39.109	151.8	<b>36.211</b>	137.7	<b>1:49.591</b>	(1)	<b>97.52</b>		<b>10:24:13.873</b>

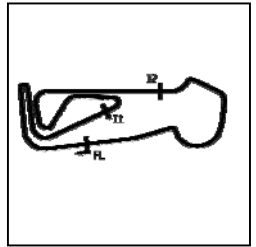
P7 47 GT3PA TF Sport		Aston Martin V8 Vantage GT3									
IDEAL LAP TIME : 1:49.450		BEST LAP TIME : 1:49.697		DIFFERENCE : 0.247							
D1: Graham DAVIDSON		D2: Jonny ADAM									
LAP	SECTOR 1	SECTOR 2	SECTOR 3	LAP TIME	MPH	DIFF	TIME OF DAY				
1 - D2	OUTLAP	79.1	53.952	108.5	51.238	106.5	2:37.398	67.90	47.701	09:33:00.316	
2 - D2	47.847	83.3	49.316	73.9	47.570	131.3	2:24.733	73.84	35.036	09:35:25.049	
3 - D2	44.409	96.4	48.883	80.5	44.296	132.8	2:17.588	77.68	27.891	09:37:42.637	
4 - D2	43.977	85.1	47.322	81.3	IN PIT		4:52.993	P	36.47	3:03.296	09:42:35.630
5 - D2	OUTLAP	99.1	48.111	88.6	45.889	128.8	2:22.290	75.11	32.593	09:44:57.920	
6 - D2	41.901	104.3	48.595	98.2	45.904	133.4	2:16.400	78.35	26.703	09:47:14.320	
7 - D2	43.396	114.9	49.187	107.3	IN PIT		5:49.209	P	30.60	3:59.512	09:53:03.529
8 - D2	OUTLAP	113.9	44.946	132.8	IN PIT		3:30.738	P	50.71	1:41.041	09:56:34.267
9 - D2	OUTLAP	128.3	40.505	150.1	37.432	136.9	1:59.176	89.68	9.479	09:58:33.443	
10 - D2	35.376	129.8	39.717	151.4	38.579	136.9	1:53.672	94.02	3.975	10:00:27.115	
11 - D2	34.632	131.8	39.070	150.4	36.229	136.6	1:49.931	(2)	97.22	0.234	10:02:17.046

Weather / Track : Cloudy / Dry

Snetterton 300  
Circuit Length = 2.9689 miles  
Start: 09:30 Flag 10:30 End: 10:33

# British GT Championship

## FREE PRACTICE 1 - SECTOR ANALYSIS



SECTOR 1 = FL to I1, SECTOR 2 = I1 to I2, SECTOR 3 = I2 to FL, DIFF = Difference To Personal Best Lap, P = Crossed Finish Line in Pit Lane, D = Time Disallowed

LAP	DRIVER	SECTOR 1	SECTOR 2	SECTOR 3	IN PIT	LAP TIME	MPH	DIFF	TIME OF DAY
12 - D2	<b>34.285</b>	131.8	<b>39.045</b>	151.1	IN PIT	3:13.554	<b>P</b>	55.22	1:23.857 10:05:30.600
13 - D1	OUTLAP	127.5	40.351	150.8	38.644	136.6	1:59.638	89.33	9.941 10:07:30.238
14 - D1	35.219	129.0	39.577	151.1	36.619	137.5	1:51.415	95.93	1.718 10:09:21.653
15 - D1	34.943	131.3	41.191	149.4	36.574	137.2	1:52.708	94.82	3.011 10:11:14.361
16 - D1	34.694	<b>132.3</b>	40.029	150.8	40.155	137.5	1:54.878	93.03	5.181 10:13:09.239
17 - D1	35.099	130.5	39.518	151.4	36.800	136.9	1:51.417	95.92	1.720 10:15:00.656
18 - D1	34.652	132.1	40.119	150.1	36.683	136.3	1:51.454	95.89	1.757 10:16:52.110
19 - D1	34.408	131.5	39.415	150.8	36.571	136.9	1:50.394	<b>(3)</b> 96.81	0.697 10:18:42.504
20 - D1	34.618	131.8	39.585	151.4	37.010	137.2	1:51.213	96.10	1.516 10:20:33.717
21 - D1	34.659	132.1	41.039	150.4	36.692	137.5	1:52.390	95.09	2.693 10:22:26.107
<b>22 - D1</b>	34.354	132.1	39.223	151.8	<b>36.120</b>	<b>138.0</b>	<b>1:49.697</b>	<b>(1)</b> <b>97.43</b>	<b>10:24:15.804</b>
23 - D1	34.814	131.8	44.482	<b>152.5</b>	IN PIT	3:07.489	<b>P</b>	57.00	1:17.792 10:27:23.293

### P8 96 GT3S Optimum Motorsport

### Aston Martin V8 Vantage GT3

IDEAL LAP TIME : 1:49.646 BEST LAP TIME : 1:50.273

DIFFERENCE : 0.627

D1: Oliver WILKINSON D2: Bradley ELLIS

LAP	DRIVER	SECTOR 1	SECTOR 2	SECTOR 3	LAP TIME	MPH	DIFF	TIME OF DAY	
1 - D1	OUTLAP	121.5	46.172	128.8	46.986	133.1	2:19.419	76.66	29.146 09:32:36.447
2 - D1	40.383	124.5	44.962	145.5	43.237	133.4	2:08.582	83.12	18.309 09:34:45.029
3 - D1	39.611	126.1	43.804	145.2	42.267	133.6	2:05.682	85.04	15.409 09:36:50.711
4 - D1	38.914	123.8	43.023	145.8	IN PIT	3:19.806	<b>P</b>	53.49	1:29.533 09:40:10.517
5 - D1	OUTLAP	118.9	42.946	147.8	41.676	134.7	2:08.863	82.94	18.590 09:42:19.380
6 - D1	39.349	125.4	42.443	147.8	40.731	135.5	2:02.523	87.23	12.250 09:44:21.903
7 - D1	37.135	128.0	40.690	148.7	39.333	135.5	1:57.158	91.22	6.885 09:46:19.061
8 - D1	36.274	129.3	41.397	148.4	38.298	135.5	1:55.969	92.16	5.696 09:48:15.030
9 - D1	36.259	130.0	40.639	148.7	37.988	136.9	1:54.886	93.03	4.613 09:50:09.916
10 - D1	36.082	130.5	40.503	144.9	40.224	136.6	1:56.809	91.50	6.536 09:52:06.725
11 - D1	35.654	130.3	39.861	149.4	37.360	137.5	1:52.875	94.68	2.602 09:53:59.600
12 - D1	35.270	130.5	39.556	150.1	36.868	136.6	1:51.694	95.69	1.421 09:55:51.294
13 - D1	36.668	112.7	41.451	113.1	39.353	136.9	1:57.472	90.98	7.199 09:57:48.766
14 - D1	35.410	130.3	39.303	150.1	37.112	137.5	1:51.825	95.57	1.552 09:59:40.591
15 - D1	37.735	128.8	39.767	149.7	38.059	136.6	1:55.561	92.48	5.288 10:01:36.152
16 - D1	34.951	131.0	39.543	150.4	36.566	137.5	1:51.060	96.23	0.787 10:03:27.212
17 - D1	36.069	129.0	39.267	150.4	37.178	136.1	1:52.514	94.99	2.241 10:05:19.726
18 - D1	35.696	130.3	39.587	149.7	37.224	137.5	1:52.507	94.99	2.234 10:07:12.233
19 - D1	34.886	<b>131.5</b>	39.387	149.7	36.615	136.3	1:50.888	96.38	0.615 10:09:03.121
20 - D1	35.548	130.8	41.109	149.4	IN PIT	3:16.617	<b>P</b>	54.35	1:26.344 10:12:19.738
21 - D2	OUTLAP	127.5	40.292	149.1	37.148	135.8	1:57.910	90.64	7.637 10:14:17.648
22 - D2	34.987	129.5	39.614	150.1	36.695	136.1	1:51.296	96.03	1.023 10:16:08.944
23 - D2	34.906	129.8	39.303	150.1	36.721	135.5	1:50.930	96.34	0.657 10:17:59.874
24 - D2	34.560	130.3	<b>39.185</b>	<b>151.4</b>	36.785	136.9	1:50.530	<b>(3)</b> 96.69	0.257 10:19:50.404
25 - D2	35.120	130.0	39.373	150.1	36.650	136.1	1:51.143	96.16	0.870 10:21:41.547
26 - D2	35.430	130.3	39.838	151.1	37.668	135.2	1:52.936	94.63	2.663 10:23:34.483
27 - D2	<b>34.375</b>	130.8	39.361	151.1	36.802	137.2	1:50.538	96.69	0.265 10:25:25.021
28 - D2	34.715	130.3	39.421	150.4	36.307	<b>138.0</b>	1:50.443	<b>(2)</b> 96.77	0.170 10:27:15.464
29 - D2	34.900	130.3	39.697	150.1	36.466	135.8	1:51.063	96.23	0.790 10:29:06.527
<b>30 - D2</b>	34.553	<b>131.5</b>	39.634	150.1	<b>36.086</b>	136.9	<b>1:50.273</b>	<b>(1)</b> <b>96.92</b>	<b>10:30:56.800</b>

### P9 7 GT3S Team Parker Racing

### Bentley Continental GT3

IDEAL LAP TIME : 1:49.886 BEST LAP TIME : 1:50.284

DIFFERENCE : 0.398

D1: Ryan RATCLIFFE D2: Glynn GEDDIE

LAP	DRIVER	SECTOR 1	SECTOR 2	SECTOR 3	LAP TIME	MPH	DIFF	TIME OF DAY	
1 - D2	OUTLAP	117.1	42.417	148.7	39.142	135.8	2:10.962	81.61	20.678 09:51:57.197
2 - D2	35.734	130.0	39.958	151.4	38.422	137.2	1:54.114	93.66	3.830 09:53:51.311
3 - D2	35.445	128.3	39.847	151.1	36.856	137.5	1:52.148	95.30	1.864 09:55:43.459
4 - D2	34.575	131.3	40.138	150.8	36.695	137.5	1:51.408	95.93	1.124 09:57:34.867
5 - D2	35.342	130.8	39.554	152.1	36.382	137.5	1:51.278	96.04	0.994 09:59:26.145
6 - D2	34.801	129.0	39.681	150.4	36.552	137.5	1:51.034	<b>(3)</b> 96.25	0.750 10:01:17.179
7 - D2	34.672	131.8	40.016	152.1	36.676	137.2	1:51.364	95.97	1.080 10:03:08.543
<b>8 - D2</b>	34.449	130.5	<b>39.305</b>	151.8	36.530	137.7	<b>1:50.284</b>	<b>(1)</b> <b>96.91</b>	<b>10:04:58.827</b>
9 - D2	<b>34.311</b>	<b>133.1</b>	39.827	150.4	IN PIT	6:14.092	<b>P</b>	28.57	4:23.808 10:11:12.919
10 - D1	OUTLAP	125.4	41.280	150.8	37.841	136.9	1:59.711	89.28	9.427 10:13:12.630
11 - D1	36.238	130.8	39.938	<b>152.5</b>	37.699	<b>138.3</b>	1:53.875	93.85	3.591 10:15:06.505

Snetterton 300

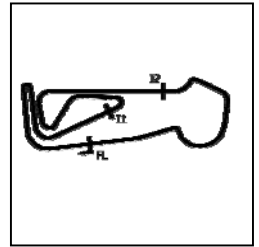
Circuit Length = 2.9689 miles

Start: 09:30 Flag 10:30 End: 10:33

Weather / Track : Cloudy / Dry

# British GT Championship

## FREE PRACTICE 1 - SECTOR ANALYSIS



SECTOR 1 = FL to I1, SECTOR 2 = I1 to I2, SECTOR 3 = I2 to FL, DIFF = Difference To Personal Best Lap, P = Crossed Finish Line in Pit Lane, D = Time Disallowed

12 - D1	34.760	131.0	40.026	151.8	37.101	<b>138.3</b>	1:51.887	95.52	1.603	10:16:58.392
13 - D1	38.574	113.3	43.013	141.8	41.338	138.0	2:02.925	86.94	12.641	10:19:01.317
14 - D1	35.202	130.8	40.182	151.8	36.858	137.7	1:52.242	95.22	1.958	10:20:53.559
15 - D1	35.457	131.3	39.804	151.8	36.562	137.7	1:51.823	95.58	1.539	10:22:45.382
16 - D1	34.639	131.0	39.588	151.4	<b>36.270</b>	<b>138.3</b>	1:50.497 (2)	96.72	0.213	10:24:35.879
17 - D1	34.521	131.8	39.654	<b>152.5</b>	43.079	<b>138.3</b>	1:57.254	91.15	6.970	10:26:33.133
18 - D1	35.247	131.5	44.457	116.3	39.302	137.7	1:59.006	89.81	8.722	10:28:32.139

P10 18 GT3PA WPI Motorsport			Lamborghini Huracan GT3 EVO								
IDEAL LAP TIME : 1:50.133			BEST LAP TIME : 1:50.348			DIFFERENCE : 0.215					
D1: Michael IGOE			D2: Adam WILCOX								
LAP	SECTOR 1		SECTOR 2		SECTOR 3		LAP TIME	MPH	DIFF	TIME OF DAY	
1 - D2	OUTLAP		48.249	119.6	45.629	131.5	2:22.728	74.88	32.380	09:32:51.626	
2 - D2	41.050		44.180	127.3	42.891	133.6	2:08.121	83.42	17.773	09:34:59.747	
3 - D2	40.698		44.405	141.2	42.871	133.4	2:07.974	83.51	17.626	09:37:07.721	
4 - D2	38.471		43.162	133.9	42.914	133.1	2:04.547	85.81	14.199	09:39:12.268	
5 - D2	38.711		43.476	131.5	IN PIT		6:57.481 P	25.60	5:07.133	09:46:09.749	
6 - D2	OUTLAP		42.814	126.8	40.868	134.7	2:08.157	83.39	17.809	09:48:17.906	
7 - D2	36.901		41.067	146.8	39.560	135.5	1:57.528	90.94	7.180	09:50:15.434	
8 - D2	35.839		40.977	147.1	39.189	136.3	1:56.005	92.13	5.657	09:52:11.439	
9 - D2	35.537		39.838	148.1	38.175	136.1	1:53.550	94.12	3.202	09:54:04.989	
10 - D2	35.869		39.628	148.4	38.464	136.6	1:53.961	93.78	3.613	09:55:58.950	
11 - D2	34.817		39.478	148.7	36.978	135.2	1:51.273	96.05	0.925	09:57:50.223	
12 - D2	34.703	130.0	39.616	149.4	IN PIT		3:58.580 P	44.79	2:08.232	10:01:48.803	
13 - D1	OUTLAP		127.5	40.612	149.1	37.996	136.1	1:59.669	89.31	9.321	10:03:48.472
14 - D1	37.076	128.3	41.900	148.4	37.332	135.5	1:56.308	91.89	5.960	10:05:44.780	
15 - D1	35.802	129.3	39.682	149.1	37.370	135.5	1:52.854	94.70	2.506	10:07:37.634	
16 - D1	35.077	129.0	39.553	148.4	37.282	135.0	1:51.912	95.50	1.564	10:09:29.546	
17 - D1	35.060	129.5	40.181	149.4	37.402	136.1	1:52.643	94.88	2.295	10:11:22.189	
18 - D1	35.640	127.5	40.768	148.7	37.575	135.5	1:53.983	93.76	3.635	10:13:16.172	
19 - D1	35.886	123.8	40.515	148.4	IN PIT		3:24.519 P	52.25	1:34.171	10:16:40.691	
20 - D1	OUTLAP		129.5	39.537	148.1	36.765	135.0	1:55.276	92.71	4.928	10:18:35.967
21 - D1	34.654	130.0	39.482	147.8	36.823	136.1	1:50.959 (3)	96.32	0.611	10:20:26.926	
<b>22 - D1</b>	34.590	129.5	<b>39.223</b>	149.1	<b>36.535</b>	135.8	<b>1:50.348 (1)</b>	<b>96.85</b>		<b>10:22:17.274</b>	
23 - D1	34.650	<b>130.8</b>	40.041	149.1	36.900	<b>136.9</b>	1:51.591	95.77	1.243	10:24:08.865	
24 - D1	35.184	129.8	39.611	149.4	37.153	135.8	1:51.948	95.47	1.600	10:26:00.813	
25 - D1	<b>34.375</b>	<b>130.8</b>	39.513	<b>149.7</b>	37.054	136.3	1:50.942 (2)	96.33	0.594	10:27:51.755	

P11 8 GT3PA Team ABBA Racing			Mercedes-AMG GT3								
IDEAL LAP TIME : 1:50.323			BEST LAP TIME : 1:50.355			DIFFERENCE : 0.032					
D1: Richard NEARY			D2: Adam CHRISTODOULOU								
LAP	SECTOR 1		SECTOR 2		SECTOR 3		LAP TIME	MPH	DIFF	TIME OF DAY	
1 - D2	OUTLAP		88.8	48.003	103.5	IN PIT		3:06.805 P	57.21	1:16.450	09:39:59.040
2 - D2	OUTLAP		91.0	47.419	88.7	46.328	112.4	2:20.277	76.19	29.922	09:42:19.317
3 - D2	41.064	110.3	45.509	111.8	43.754	134.7	2:10.327	82.00	19.972	09:44:29.644	
4 - D2	40.178	99.1	45.053	140.3	41.291	133.9	2:06.522	84.47	16.167	09:46:36.166	
5 - D2	40.549	101.5	44.797	116.3	IN PIT		5:46.724 P	30.82	3:56.369	09:52:22.890	
6 - D2	OUTLAP		102.7	44.593	107.0	41.220	119.6	2:09.540	82.50	19.185	09:54:32.430
7 - D2	38.178	118.9	41.166	144.9	38.516	137.2	1:57.860	90.68	7.505	09:56:30.290	
8 - D2	35.000	130.8	39.964	149.7	37.915	137.5	1:52.879	94.68	2.524	09:58:23.169	
<b>9 - D2</b>	34.477	131.3	<b>39.338</b>	149.7	<b>36.540</b>	<b>137.7</b>	<b>1:50.355 (1)</b>	<b>96.85</b>		<b>10:00:13.524</b>	
10 - D2	<b>34.445</b>	131.3	40.309	128.8	IN PIT		4:26.499 P	40.10	2:36.144	10:04:40.023	
11 - D1	OUTLAP		107.8	42.633	148.1	40.715	122.9	2:06.808	84.28	16.453	10:06:46.831
12 - D1	36.466	130.8	40.028	150.1	37.879	136.1	1:54.373	93.44	4.018	10:08:41.204	
13 - D1	35.044	129.8	39.892	149.1	37.710	136.1	1:52.646	94.88	2.291	10:10:33.850	
14 - D1	38.475	126.6	40.548	149.4	37.219	136.1	1:56.242	91.94	5.887	10:12:30.092	
15 - D1	34.888	131.0	40.072	149.1	37.569	136.1	1:52.529 (3)	94.98	2.174	10:14:22.621	
16 - D1	35.023	<b>131.5</b>	39.696	150.8	36.978	136.9	1:51.697 (2)	95.68	1.342	10:16:14.318	
17 - D1	35.691	128.3	39.987	<b>151.1</b>	37.329	137.2	1:53.007	94.57	2.652	10:18:07.325	
18 - D1	35.407	130.8	41.328	142.4	37.992	136.3	1:54.727	93.16	4.372	10:20:02.052	
19 - D1	35.313	131.0	40.712	148.1	IN PIT		3:51.156 P	46.23	2:00.801	10:23:53.208	

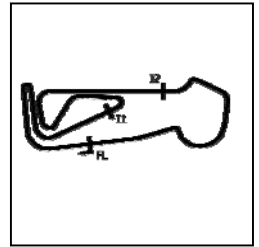
Weather / Track : Cloudy / Dry

Snetterton 300  
Circuit Length = 2.9689 miles  
Start: 09:30 Flag 10:30 End: 10:33



# British GT Championship

## FREE PRACTICE 1 - SECTOR ANALYSIS



SECTOR 1 = FL to I1, SECTOR 2 = I1 to I2, SECTOR 3 = I2 to FL, DIFF = Difference To Personal Best Lap, P = Crossed Finish Line in Pit Lane, D = Time Disallowed

P12 3 GT3PA Century Motorsport			BMW M6 GT3							
IDEAL LAP TIME : 1:49.869		BEST LAP TIME : 1:50.708			DIFFERENCE : 0.839					
D1: Dominic PAUL		D2: Ben GREEN								
LAP	SECTOR 1	SECTOR 2		SECTOR 3		LAP TIME	MPH	DIFF	TIME OF DAY	
1 - D2	OUTLAP	97.3	50.009	111.6	IN PIT	6:47.181	P 26.24	4:56.473	09:36:56.890	
2 - D2	OUTLAP	120.6	44.314	128.0	IN PIT	3:50.651	P 46.33	1:59.943	09:40:47.541	
3 - D2	OUTLAP	124.9	42.563	142.1	IN PIT	4:08.372	P 43.03	2:17.664	09:44:55.913	
4 - D2	OUTLAP	123.8	43.987	142.4	41.321	137.2	2:11.174	81.48	20.466	09:47:07.087
5 - D2	37.291	130.0	41.232	141.5	40.848	138.3	1:59.371	89.53	8.663	09:49:06.458
6 - D2	37.824	129.8	41.799	150.1	38.519	138.3	1:58.142	90.46	7.434	09:51:04.600
7 - D2	35.736	131.8	40.765	148.7	37.609	138.0	1:54.110	93.66	3.402	09:52:58.710
8 - D2	34.977	132.3	39.764	150.1	37.304	137.5	1:52.045	95.39	1.337	09:54:50.755
9 - D2	34.623	<b>132.8</b>	<b>39.271</b>	<b>151.8</b>	IN PIT	3:11.386	P 55.84	1:20.678	09:58:02.141	
10 - D1	OUTLAP	129.5	41.359	147.1	38.895	138.0	2:02.305	87.38	11.597	10:00:04.446
11 - D1	34.993	131.0	39.777	149.4	37.800	138.3	1:52.570	94.94	1.862	10:01:57.016
12 - D1	34.874	131.3	39.587	151.4	37.610	<b>139.8</b>	1:52.071	95.36	1.363	10:03:49.087
13 - D1	37.336	129.8	41.067	149.4	38.708	138.6	1:57.111	91.26	6.403	10:05:46.198
14 - D1	36.057	131.5	39.537	151.1	37.208	138.3	1:52.802	94.75	2.094	10:07:39.000
15 - D1	34.624	132.1	40.321	149.7	36.791	138.9	1:51.736	95.65	1.028	10:09:30.736
16 - D1	34.975	131.0	39.607	150.4	37.102	137.5	1:51.684	95.69	0.976	10:11:22.420
17 - D1	36.768	129.0	40.056	151.4	IN PIT	3:08.821	P 56.60	1:18.113	10:14:31.241	
18 - D1	OUTLAP	130.8	39.837	149.1	36.951	138.0	1:57.516	90.95	6.808	10:16:28.757
19 - D1	34.647	130.8	39.382	150.4	IN PIT	3:04.213	P 58.02	1:13.505	10:19:32.970	
20 - D2	OUTLAP	131.3	39.759	149.4	39.911	138.0	1:59.988	89.07	9.280	10:21:32.958
21 - D2	34.434	132.1	40.087	150.4	37.326	137.5	1:51.847	95.55	1.139	10:23:24.805
<b>22 - D2</b>	<b>35.026</b>	130.3	39.423	150.8	<b>36.259</b>	138.3	<b>1:50.708 (1)</b>	<b>96.54</b>		<b>10:25:15.513</b>
23 - D2	<b>34.339</b>	131.5	40.192	151.1	36.287	<b>139.8</b>	1:50.818 (2)	96.44	0.110	10:27:06.331
24 - D2	35.015	131.8	39.363	150.8	36.499	138.9	1:50.877 (3)	96.39	0.169	10:28:57.208
25 - D2	34.634	131.5	39.780	151.1	36.711	139.2	1:51.125	96.18	0.417	10:30:48.333

P13 9 GT3S Century Motorsport			BMW M6 GT3							
IDEAL LAP TIME : 1:51.231		BEST LAP TIME : 1:51.678			DIFFERENCE : 0.447					
D1: Tom GAMBLE		D2: Jack MITCHELL								
LAP	SECTOR 1	SECTOR 2		SECTOR 3		LAP TIME	MPH	DIFF	TIME OF DAY	
1 - D2	OUTLAP	97.6	48.244	117.7	IN PIT	9:06.292	P 19.56	7:14.614	09:39:11.672	
2 - D2	OUTLAP	121.7	42.653	142.7	IN PIT	3:20.398	P 53.33	1:28.720	09:42:32.070	
3 - D2	OUTLAP	127.0	41.627	147.4	IN PIT	4:07.886	P 43.11	2:16.208	09:46:39.956	
4 - D2	OUTLAP	123.3	41.401	142.4	40.357	136.1	2:04.288	85.99	12.610	09:48:44.244
5 - D2	36.265	127.3	40.491	149.7	38.046	136.9	1:54.802	93.10	3.124	09:50:39.046
6 - D2	35.731	129.5	39.812	150.1	38.983	136.9	1:54.526	93.32	2.848	09:52:33.572
7 - D2	35.804	122.9	40.454	149.1	38.704	137.5	1:54.962	92.97	3.284	09:54:28.534
8 - D2	35.009	<b>131.5</b>	<b>39.477</b>	<b>151.4</b>	IN PIT	3:54.302	P 45.61	2:02.624	09:58:22.836	
9 - D1	OUTLAP	127.8	42.140	150.8	39.300	136.1	2:06.062	84.78	14.384	10:00:28.898
10 - D1	36.702	128.3	40.393	150.1	37.736	136.6	1:54.831	93.07	3.153	10:02:23.729
11 - D1	35.576	130.5	40.163	150.1	37.530	<b>138.0</b>	1:53.269	94.36	1.591	10:04:16.998
12 - D1	36.148	112.5	40.045	150.4	36.982	137.7	1:53.175	94.43	1.497	10:06:10.173
13 - D1	35.094	130.5	40.273	149.7	36.842	137.7	1:52.209 (3)	95.25	0.531	10:08:02.382
14 - D1	<b>34.965</b>	130.8	39.965	149.7	37.211	136.9	1:52.141 (2)	95.30	0.463	10:09:54.523
15 - D1	35.918	126.8	40.374	150.4	37.113	136.9	1:53.405	94.24	1.727	10:11:47.928
16 - D1	35.373	130.5	39.953	150.1	36.942	137.2	1:52.268	95.20	0.590	10:13:40.196
<b>17 - D1</b>	<b>34.973</b>	131.3	39.916	150.1	<b>36.789</b>	137.5	<b>1:51.678 (1)</b>	<b>95.70</b>		<b>10:15:31.874</b>
18 - D1	35.231	129.8	40.444	150.4	36.990	136.9	1:52.665	94.86	0.987	10:17:24.539
19 - D1	35.504	131.3	40.619	151.1	IN PIT	3:19.304	P 53.62	1:27.626	10:20:43.843	
20 - D1	OUTLAP	129.8	40.604	149.7	IN PIT	3:12.212	P 55.60	1:20.534	10:23:56.055	
21 - D1	OUTLAP	130.3	40.395	151.1	IN PIT	3:10.503	P 56.10	1:18.825	10:27:06.558	
22 - D1	OUTLAP	130.0	40.562	149.7	38.479	136.9	1:58.247	90.38	6.569	10:29:04.805

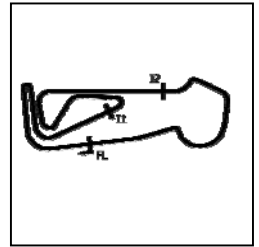
P14 88 GT4PA GT Marques			Porsche 718 Cayman GT4 Clubsport						
IDEAL LAP TIME : 1:58.478		BEST LAP TIME : 1:58.478			DIFFERENCE : 0.000				
D1: Chris CAR		D2: Dino ZAMPARELLI							
LAP	SECTOR 1	SECTOR 2		SECTOR 3		LAP TIME	MPH	DIFF	TIME OF DAY
1 - D2	OUTLAP	96.8	48.677	99.4	IN PIT	14:27.291	P 12.32	12:28.813	09:48:38.467

Weather / Track : Cloudy / Dry

Snetterton 300  
Circuit Length = 2.9689 miles  
Start: 09:30 Flag 10:30 End: 10:33

# British GT Championship

## FREE PRACTICE 1 - SECTOR ANALYSIS



SECTOR 1 = FL to I1, SECTOR 2 = I1 to I2, SECTOR 3 = I2 to FL, DIFF = Difference To Personal Best Lap, P = Crossed Finish Line in Pit Lane, D = Time Disallowed

2 - D2	OUTLAP	116.5	44.421	137.2	41.542	124.9	2:13.505	80.05	15.027	09:50:51.972	
3 - D2		39.594	118.7	43.187	137.5	40.529	125.2	2:03.310	86.67	4.832	09:52:55.282
4 - D2		37.715	119.8	42.623	<b>139.8</b>	39.783	125.6	2:00.121 (2)	88.97	1.643	09:54:55.403
5 - D2		38.264	119.8	42.502	139.2	40.432	125.6	2:01.198 (3)	88.18	2.720	09:56:56.601
<b>6 - D2</b>		<b>37.247</b>	<b>120.4</b>	<b>41.981</b>	139.5	<b>39.250</b>	<b>126.1</b>	<b>1:58.478 (1)</b>	<b>90.21</b>		<b>09:58:55.079</b>
7 - D2		37.779	119.8	43.500	121.1	IN PIT		5:21.549 P	33.23	3:23.071	10:04:16.628
8 - D1	OUTLAP	102.6	49.530	114.9	45.178	124.2	2:25.077	73.67	26.599		10:06:41.705
9 - D1		41.102	108.9	45.975	136.6	43.367	124.7	2:10.444	81.93	11.966	10:08:52.149
10 - D1		39.670	118.3	44.598	138.6	42.561	124.2	2:06.829	84.27	8.351	10:10:58.978
11 - D1		41.369	117.7	44.308	138.3	45.229	124.9	2:10.906	81.64	12.428	10:13:09.884
12 - D1		43.060	107.3	45.026	138.0	43.077	117.3	2:11.163	81.48	12.685	10:15:21.047
13 - D1		43.189	117.7	45.221	138.9	IN PIT		3:43.673 P	47.78	1:45.195	10:19:04.720
14 - D1	OUTLAP	103.4	46.313	137.7	45.303	124.7	2:19.124	76.82	20.646		10:21:23.844
15 - D1		41.547	115.9	45.964	136.6	43.982	123.5	2:11.493	81.28	13.015	10:23:35.337
16 - D1		40.995	118.1	45.997	132.1	43.750	111.2	2:10.742	81.74	12.264	10:25:46.079
17 - D1		42.155	117.1	47.131	135.0	43.350	124.0	2:12.636	80.58	14.158	10:27:58.715
18 - D1		39.555	118.7	45.062	137.5	42.476	125.2	2:07.093	84.09	8.615	10:30:05.808

### P15 66 GT4PA Team Parker Racing

### Mercedes-AMG GT4

IDEAL LAP TIME : 1:58.100

BEST LAP TIME : 1:58.561

DIFFERENCE : 0.461

D1: Nick JONES

D2: Scott MALVERN

LAP		SECTOR 1	SECTOR 2	SECTOR 3	LAP TIME	MPH	DIFF	TIME OF DAY			
1 - D2	OUTLAP	106.1	48.198	112.2	IN PIT	3:51.882 P	46.09	1:53.321	09:34:52.588		
2 - D2	OUTLAP	109.8	47.509	134.2	IN PIT	3:35.499 P	49.59	1:36.938	09:38:28.087		
3 - D2	OUTLAP	116.9	44.857	136.6	IN PIT	2:50.219 P	62.79	51.658	09:41:18.306		
4 - D2	OUTLAP	117.5	44.551	136.3	42.710	124.2	2:10.711	81.76	12.150	09:43:29.017	
5 - D2		40.048	117.7	44.574	136.3	IN PIT		14:12.965 P	12.53	12:14.404	09:57:41.982
6 - D2	OUTLAP	119.1	42.887	138.3	40.167	125.6	2:07.727	83.67	9.166		09:59:49.709
<b>7 - D2</b>		37.155	<b>120.2</b>	41.949	138.9	39.457	125.9	<b>1:58.561 (1)</b>	<b>90.14</b>		<b>10:01:48.270</b>
8 - D2		37.041	<b>120.2</b>	42.438	<b>139.8</b>	40.067	<b>126.3</b>	1:59.546 (3)	89.40	0.985	10:03:47.816
9 - D2		37.044	120.0	43.420	138.3	IN PIT		5:43.778 P	31.09	3:45.217	10:09:31.594
10 - D2	OUTLAP	119.1	42.147	138.0	<b>39.289</b>	125.6	2:02.071	87.55	3.510		10:11:33.665
11 - D2		<b>36.955</b>	<b>120.2</b>	42.023	138.3	39.803	124.5	1:58.781 (2)	89.98	0.220	10:13:32.446
12 - D2		37.163	<b>120.2</b>	<b>41.856</b>	139.2	IN PIT		3:29.003 P	51.13	1:30.442	10:17:01.449
13 - D1	OUTLAP	119.8	43.066	138.3	40.065	125.4	2:04.840	85.61	6.279		10:19:06.289
14 - D1		37.809	119.6	42.557	139.2	40.874	125.4	2:01.240	88.15	2.679	10:21:07.529
15 - D1		37.312	118.7	42.724	138.0	40.033	125.2	2:00.069	89.01	1.508	10:23:07.598
16 - D1		38.057	114.5	45.504	101.0	41.285	125.6	2:04.846	85.61	6.285	10:25:12.444
17 - D1		37.570	119.6	42.889	139.5	41.257	125.4	2:01.716	87.81	3.155	10:27:14.160
18 - D1		38.224	118.5	43.043	139.2	39.707	125.6	2:00.974	88.35	2.413	10:29:15.134
19 - D1		37.526	120.0	42.263	<b>139.8</b>	40.007	125.2	1:59.796	89.21	1.235	10:31:14.930

### P16 44 GT4PA Invictus Games Racing

### Jaguar F-TYPE SVR GT4

IDEAL LAP TIME : 1:58.418

BEST LAP TIME : 1:58.600

DIFFERENCE : 0.182

D1: Paul VICE

D2: Matthew GEORGE

LAP		SECTOR 1	SECTOR 2	SECTOR 3	LAP TIME	MPH	DIFF	TIME OF DAY			
1 - D2	OUTLAP	110.3	48.003	110.1	IN PIT	4:45.952 P	37.37	2:47.352	09:35:32.574		
2 - D2	OUTLAP	116.5	45.198	129.3	43.786	125.4	2:17.414	77.78	18.814	09:37:49.988	
3 - D2		41.427	116.9	45.701	134.4	IN PIT		8:56.643 P	19.91	6:58.043	09:46:46.631
4 - D2	OUTLAP	112.2	44.607	140.1	41.357	126.6	2:11.524	81.26	12.924		09:48:58.155
5 - D2		38.657	120.9	42.799	140.3	39.986	127.3	2:01.442	88.00	2.842	09:50:59.597
6 - D2		38.596	120.4	43.455	138.9	IN PIT		7:10.007 P	24.85	5:11.407	09:58:09.604
7 - D1	OUTLAP	116.5	47.109	136.3	45.063	125.4	2:19.860	76.41	21.260		10:00:29.464
8 - D1		40.486	117.9	44.529	135.8	42.452	125.4	2:07.467	83.84	8.867	10:02:36.931
9 - D1		39.816	118.5	43.622	140.3	41.965	125.2	2:05.403	85.22	6.803	10:04:42.334
10 - D1		40.054	118.1	44.291	130.8	43.537	126.3	2:07.882	83.57	9.282	10:06:50.216
11 - D1		39.611	118.5	44.074	139.2	42.345	125.6	2:06.030	84.80	7.430	10:08:56.246
12 - D1		40.286	119.1	44.979	136.9	42.523	126.1	2:07.788	83.63	9.188	10:11:04.034
13 - D1		39.874	118.5	44.418	138.3	44.506	126.3	2:08.798	82.98	10.198	10:13:12.832
14 - D1		40.660	108.0	45.093	137.7	42.975	124.9	2:08.728	83.02	10.128	10:15:21.560
15 - D1		41.664	100.9	45.015	138.6	IN PIT		4:43.371 P	37.71	2:44.771	10:20:04.931
16 - D2	OUTLAP	120.6	43.393	136.9	39.466	127.3	2:04.790	85.64	6.190		10:22:09.721
<b>17 - D2</b>		<b>37.187</b>	121.5	42.052	140.9	39.361	127.8	<b>1:58.600 (1)</b>	<b>90.11</b>		<b>10:24:08.321</b>

Weather / Track : Cloudy / Dry

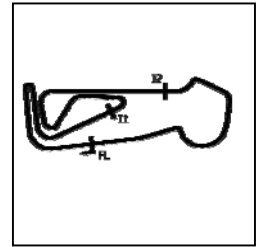
Snetterton 300

Circuit Length = 2.9689 miles

Start: 09:30 Flag 10:30 End: 10:33

# British GT Championship

## FREE PRACTICE 1 - SECTOR ANALYSIS



SECTOR 1 = FL to I1, SECTOR 2 = I1 to I2, SECTOR 3 = I2 to FL, DIFF = Difference To Personal Best Lap, P = Crossed Finish Line in Pit Lane, D = Time Disallowed

18 - D2	37.936	122.0	<b>41.998</b>	<b>142.4</b>	<b>39.233</b>	127.5	1:59.167 (3)	89.68	0.567	10:26:07.488
19 - D2	37.351	<b>122.4</b>	42.362	141.5	44.526	<b>128.3</b>	2:04.239	86.02	5.639	10:28:11.727
20 - D2	37.389	121.7	42.001	142.1	39.549	127.5	1:58.939 (2)	89.86	0.339	10:30:10.666

### P17 11 GT4PA Beechdean AMR

Aston Martin V8 Vantage GT4

IDEAL LAP TIME : 1:58.879

BEST LAP TIME : 1:58.888

DIFFERENCE : 0.009

D1: Kelvin FLETCHER

D2: Martin PLOWMAN

LAP	SECTOR 1	SECTOR 2	SECTOR 3	LAP TIME	MPH	DIFF	TIME OF DAY			
1 - D2	OUTLAP	88.5	50.905	100.3	52.626	100.7	2:35.282	68.83	36.394	09:33:28.134
2 - D2	46.728	80.2	54.281	101.3	52.415	94.5	2:33.424	69.66	34.536	09:36:01.558
3 - D2	49.589	84.2	52.677	111.6	IN PIT		17:39.460 P	10.08	15:40.572	09:53:41.018
4 - D1	OUTLAP	104.8	50.882	88.3	43.521	124.7	2:23.629	74.41	24.741	09:56:04.647
5 - D1	38.530	118.3	43.059	137.2	40.488	125.2	2:02.077	87.55	3.189	09:58:06.724
6 - D1	39.376	119.1	42.477	<b>138.3</b>	39.772	125.9	2:01.625	87.87	2.737	10:00:08.349
7 - D1	38.015	119.1	42.410	128.3	40.317	125.2	2:00.742	88.51	1.854	10:02:09.091
8 - D1	37.443	119.4	<b>42.323</b>	137.5	39.380	124.9	1:59.146 (2)	89.70	0.258	10:04:08.237
9 - D1	37.507	<b>119.8</b>	42.461	137.7	39.738	125.9	1:59.706	89.28	0.818	10:06:07.943
10 - D1	39.999	112.5	43.765	117.9	IN PIT		5:33.139 P	32.08	3:34.251	10:11:41.082
11 - D2	OUTLAP	116.3	43.674	136.6	41.745	125.6	2:09.385	82.60	10.497	10:13:50.467
12 - D2	37.598	119.1	42.512	137.2	39.797	125.2	1:59.907	89.13	1.019	10:15:50.374
13 - D2	37.456	119.6	42.558	137.5	39.495	125.2	1:59.509	89.43	0.621	10:17:49.883
<b>14 - D2</b>	<b>37.290</b>	118.9	42.332	137.7	<b>39.266</b>	125.4	<b>1:58.888 (1)</b>	<b>89.90</b>		<b>10:19:48.771</b>
15 - D2	37.632	118.9	42.565	137.5	39.380	125.9	1:59.577	89.38	0.689	10:21:48.348
16 - D2	37.562	118.7	42.465	137.7	39.374	<b>126.1</b>	1:59.401 (3)	89.51	0.513	10:23:47.749

### P18 5 GT4S Tolman Motorsport

McLaren 570S GT4

IDEAL LAP TIME : 1:58.722

BEST LAP TIME : 1:58.893

DIFFERENCE : 0.171

D1: Jordan COLLARD

D2: Lewis PROCTOR

LAP	SECTOR 1	SECTOR 2	SECTOR 3	LAP TIME	MPH	DIFF	TIME OF DAY			
1 - D2	OUTLAP	105.1	47.619	129.3	IN PIT		3:43.086 P	47.91	1:44.193	09:39:17.774
2 - D1	OUTLAP	108.7	47.540	133.9	IN PIT		3:50.847 P	46.29	1:51.954	09:43:08.621
3 - D2	OUTLAP	113.3	49.007	115.5	IN PIT		3:41.718 P	48.20	1:42.825	09:46:50.339
4 - D1	OUTLAP	114.7	46.319	115.5	IN PIT		3:45.093 P	47.48	1:46.200	09:50:35.432
5 - D2	OUTLAP	119.8	43.525	136.3	43.015	124.0	2:11.410	81.33	12.517	09:52:46.842
6 - D2	39.116	118.9	43.417	131.8	42.052	124.0	2:04.585	85.78	5.692	09:54:51.427
7 - D2	38.193	119.8	42.749	136.9	40.556	124.0	2:01.498	87.96	2.605	09:56:52.925
8 - D2	38.006	119.6	42.731	136.9	40.086	124.0	2:00.823	88.46	1.930	09:58:53.748
9 - D2	37.799	120.0	42.377	137.5	39.879	124.5	2:00.055	89.02	1.162	10:00:53.803
10 - D2	37.586	120.2	42.588	137.2	39.402	124.7	1:59.576	89.38	0.683	10:02:53.379
11 - D2	37.539	120.6	42.604	138.3	39.722	124.5	1:59.865	89.16	0.972	10:04:53.244
12 - D2	37.607	120.0	42.838	139.5	42.977	125.2	2:03.422	86.59	4.529	10:06:56.666
13 - D2	37.461	120.4	<b>42.252</b>	138.0	40.290	125.6	2:00.003	89.06	1.110	10:08:56.669
14 - D2	38.708	120.2	42.923	136.3	IN PIT		3:29.913 P	50.91	1:31.020	10:12:26.582
15 - D1	OUTLAP	120.4	43.308	137.5	39.709	125.4	2:05.686	85.03	6.793	10:14:32.268
16 - D1	37.370	120.2	42.400	137.7	<b>39.308</b>	125.9	1:59.078 (2)	89.75	0.185	10:16:31.346
17 - D1	37.331	120.0	42.672	138.6	39.311	125.9	1:59.314	89.57	0.421	10:18:30.660
18 - D1	37.532	120.4	42.418	138.3	39.710	125.4	1:59.660	89.32	0.767	10:20:30.320
19 - D1	37.421	119.8	42.755	139.2	39.604	125.9	1:59.780	89.23	0.887	10:22:30.100
20 - D1	37.639	120.2	43.043	138.0	39.330	<b>126.1</b>	2:00.012	89.05	1.119	10:24:30.112
21 - D1	37.353	120.6	42.418	138.9	40.131	<b>126.1</b>	1:59.902	89.14	1.009	10:26:30.014
<b>22 - D1</b>	<b>37.162</b>	<b>121.3</b>	42.299	<b>139.8</b>	39.432	124.9	<b>1:58.893 (1)</b>	<b>89.89</b>		<b>10:28:28.907</b>
23 - D1	37.418	120.2	42.383	139.5	39.502	125.6	1:59.303 (3)	89.58	0.410	10:30:28.210

### P19 97 GT4S TF Sport

Aston Martin V8 Vantage GT4

IDEAL LAP TIME : 1:58.323

BEST LAP TIME : 1:58.974

DIFFERENCE : 0.651

D1: Ashley HAND

D2: Tom CANNING

LAP	SECTOR 1	SECTOR 2	SECTOR 3	LAP TIME	MPH	DIFF	TIME OF DAY			
1 - D2	OUTLAP	87.9	48.567	105.8	48.133	120.4	2:27.696	72.36	28.722	09:33:16.676
2 - D2	44.075	102.4	48.268	118.7	45.799	121.5	2:18.142	77.37	19.168	09:35:34.818
3 - D2	41.512	114.7	44.323	127.8	44.632	122.4	2:10.467	81.92	11.493	09:37:45.285
4 - D2	40.928	107.2	43.750	131.3	43.736	122.6	2:08.414	83.23	9.440	09:39:53.699
5 - D2	39.461	117.5	43.073	136.1	42.175	123.3	2:04.709	85.70	5.735	09:41:58.408

Snetterton 300

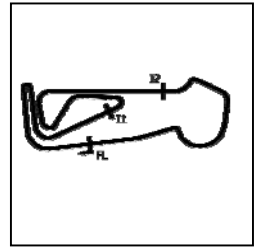
Circuit Length = 2.9689 miles

Start: 09:30 Flag 10:30 End: 10:33

Weather / Track : Cloudy / Dry

# British GT Championship

## FREE PRACTICE 1 - SECTOR ANALYSIS



SECTOR 1 = FL to I1, SECTOR 2 = I1 to I2, SECTOR 3 = I2 to FL, DIFF = Difference To Personal Best Lap, P = Crossed Finish Line in Pit Lane, D = Time Disallowed

6 - D2	39.214	116.5	43.104	133.6	42.064	123.1	2:04.382	85.92	5.408	09:44:02.790
7 - D2	38.822	117.5	42.710	130.3	IN PIT		4:45.296	P 37.46	2:46.322	09:48:48.086
8 - D1	OUTLAP	87.6	52.711	125.2	45.715	121.5	2:31.260	70.66	32.286	09:51:19.346
9 - D1	42.010	100.1	45.928	128.8	43.613	122.2	2:11.551	81.24	12.577	09:53:30.897
10 - D1	39.969	115.9	44.545	134.7	41.988	122.4	2:06.502	84.48	7.528	09:55:37.399
11 - D1	38.830	116.5	44.700	135.2	41.272	122.4	2:04.802	85.64	5.828	09:57:42.201
12 - D1	38.283	115.5	42.977	135.8	40.740	123.1	2:02.000	87.60	3.026	09:59:44.201
13 - D1	38.033	117.9	42.836	136.1	40.722	123.1	2:01.591	87.90	2.617	10:01:45.792
14 - D1	37.953	118.1	42.975	135.0	IN PIT		5:27.451	P 32.64	3:28.477	10:07:13.243
15 - D2	OUTLAP	117.9	42.729	135.8	39.738	123.3	2:04.946	85.54	5.972	10:09:18.189
16 - D2	37.783	118.1	42.540	136.6	39.327	124.0	1:59.650	(3) 89.32	0.676	10:11:17.839
17 - D2	37.238	119.4	42.266	136.3	40.342	<b>124.9</b>	1:59.846	89.18	0.872	10:13:17.685
18 - D2	37.217	119.6	43.948	136.3	42.960	124.7	2:04.125	86.10	5.151	10:15:21.810
19 - D2	40.400	117.3	<b>42.146</b>	136.3	<b>39.048</b>	124.0	2:01.594	87.89	2.620	10:17:23.404
20 - D2	37.407	<b>120.2</b>	42.240	<b>138.0</b>	IN PIT		4:09.755	P 42.79	2:10.781	10:21:33.159
21 - D1	OUTLAP	116.7	46.216	102.1	40.673	124.0	2:09.786	82.35	10.812	10:23:42.945
22 - D1	37.706	118.7	42.930	136.1	42.420	122.9	2:03.056	86.85	4.082	10:25:46.001
23 - D1	37.788	118.1	43.059	136.3	39.949	123.8	2:00.796	88.48	1.822	10:27:46.797
24 - D1	37.557	118.3	42.440	136.6	39.462	124.0	1:59.459	(2) 89.47	0.485	10:29:46.256
<b>25 - D1</b>	<b>37.129</b>	119.1	42.462	136.3	39.383	124.0	<b>1:58.974</b>	(1) <b>89.83</b>		<b>10:31:45.230</b>

### P20 15 GT4S Multimatic Motorsports Europe

Ford Mustang GT4

IDEAL LAP TIME : 1:58.478

BEST LAP TIME : 1:58.996

DIFFERENCE : 0.518

D1: Scott MAXWELL

D2: Seb PRIAULX

LAP	SECTOR 1	SECTOR 2	SECTOR 3	LAP TIME	MPH	DIFF	TIME OF DAY			
1 - D2	OUTLAP	97.1	50.094	104.6	48.433	122.9	2:29.657	71.41	30.661	09:33:24.934
2 - D2	43.447	104.8	46.495	124.9	44.975	123.8	2:14.917	79.21	15.921	09:35:39.851
3 - D2	46.490	104.0	46.566	132.6	45.057	122.9	2:18.113	77.38	19.117	09:37:57.964
4 - D2	41.052	113.5	46.618	122.9	IN PIT		6:49.107	P 26.12	4:50.111	09:44:47.071
5 - D2	OUTLAP	107.5	44.810	121.7	42.441	124.7	2:14.273	79.59	15.277	09:47:01.344
6 - D2	39.856	117.9	42.923	133.6	40.968	<b>125.2</b>	2:03.747	86.37	4.751	09:49:05.091
7 - D2	39.382	116.5	43.613	131.8	IN PIT		5:46.185	P 30.87	3:47.189	09:54:51.276
8 - D1	OUTLAP	113.9	44.958	132.6	43.651	124.5	2:15.495	78.88	16.499	09:57:06.771
9 - D1	38.181	118.5	43.042	137.2	40.158	124.5	2:01.381	88.05	2.385	09:59:08.152
10 - D1	37.625	117.9	42.755	137.5	IN PIT		4:21.441	P 40.88	2:22.445	10:03:29.593
11 - D1	OUTLAP	117.7	43.137	136.9	39.635	124.7	2:04.739	85.68	5.743	10:05:34.332
12 - D1	38.255	118.7	42.654	136.9	40.223	123.8	2:01.132	88.23	2.136	10:07:35.464
13 - D1	37.472	119.1	43.724	137.2	39.327	124.5	2:00.523	88.68	1.527	10:09:35.987
14 - D1	37.533	118.7	42.366	137.2	39.304	124.5	1:59.203	(2) 89.66	0.207	10:11:35.190
15 - D1	37.358	<b>119.4</b>	42.406	137.5	IN PIT		5:23.123	P 33.07	3:24.127	10:16:58.313
16 - D1	OUTLAP	118.7	42.728	136.6	39.442	124.0	2:04.997	85.50	6.001	10:19:03.310
17 - D1	37.381	118.7	42.639	137.5	IN PIT		5:03.063	P 35.26	3:04.067	10:24:06.373
18 - D1	OUTLAP	118.9	<b>42.111</b>	<b>138.3</b>	<b>39.190</b>	124.5	2:02.442	87.29	3.446	10:26:08.815
<b>19 - D1</b>	<b>37.177</b>	<b>119.4</b>	42.351	<b>138.3</b>	39.468	124.7	<b>1:58.996</b>	(1) <b>89.81</b>		<b>10:28:07.811</b>
20 - D1	38.105	118.3	42.594	137.7	39.247	124.7	1:59.946	(3) 89.10	0.950	10:30:07.757

### P21 4 GT4S Tolman Motorsport

McLaren 570S GT4

IDEAL LAP TIME : 1:58.500

BEST LAP TIME : 1:59.008

DIFFERENCE : 0.508

D1: James DORLIN

D2: Josh SMITH

LAP	SECTOR 1	SECTOR 2	SECTOR 3	LAP TIME	MPH	DIFF	TIME OF DAY			
1 - D1	OUTLAP	95.5	48.320	119.8	IN PIT		3:50.547	P 46.35	1:51.539	09:34:33.921
2 - D2	OUTLAP	103.8	46.940	118.3	IN PIT		3:51.010	P 46.26	1:52.002	09:38:24.931
3 - D1	OUTLAP	115.7	45.219	133.9	IN PIT		3:41.242	P 48.30	1:42.234	09:42:06.173
4 - D2	OUTLAP	95.0	47.829	111.4	IN PIT		3:48.417	P 46.79	1:49.409	09:45:54.590
5 - D1	OUTLAP	114.5	45.907	131.0	IN PIT		3:44.923	P 47.51	1:45.915	09:49:39.513
6 - D1	OUTLAP	119.1	45.526	135.5	41.009	124.5	2:08.704	83.04	9.696	09:51:48.217
7 - D1	38.172	120.4	42.491	138.0	40.224	124.7	2:00.887	88.41	1.879	09:53:49.104
8 - D1	37.735	119.4	43.152	137.7	39.880	124.9	2:00.767	88.50	1.759	09:55:49.871
9 - D1	37.587	120.6	43.252	139.5	39.582	125.4	2:00.421	88.75	1.413	09:57:50.292
10 - D1	37.781	119.4	42.263	139.5	39.609	<b>126.6</b>	1:59.653	89.32	0.645	09:59:49.945
11 - D1	37.691	120.0	42.354	139.8	<b>39.213</b>	125.9	1:59.258	89.62	0.250	10:01:49.203
12 - D1	<b>37.199</b>	120.6	<b>42.088</b>	<b>140.3</b>	39.820	126.1	1:59.107	(2) 89.73	0.099	10:03:48.310
13 - D1	39.557	118.1	47.138	110.5	40.247	125.2	2:06.942	84.19	7.934	10:05:55.252

Snetterton 300

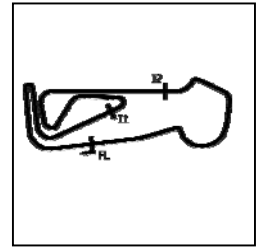
Circuit Length = 2.9689 miles

Start: 09:30 Flag 10:30 End: 10:33

Weather / Track : Cloudy / Dry

# British GT Championship

## FREE PRACTICE 1 - SECTOR ANALYSIS



SECTOR 1 = FL to I1, SECTOR 2 = I1 to I2, SECTOR 3 = I2 to FL, DIFF = Difference To Personal Best Lap, P = Crossed Finish Line in Pit Lane, D = Time Disallowed

14 - D1	37.324	120.2	42.365	138.6	39.319	126.1	<b>1:59.008 (1)</b>	<b>89.80</b>		<b>10:07:54.260</b>
15 - D1	37.451	120.2	43.447	136.3	IN PIT		3:25.803	P	51.93	1:26.795 10:11:20.063
16 - D2	OUTLAP	120.9	43.273	136.3	40.360	125.4	2:04.817		85.63	5.809 10:13:24.880
17 - D2	<b>37.199</b>	119.4	42.525	138.3	39.383	125.9	1:59.107	(2)	89.73	0.099 10:15:23.987
18 - D2	38.659	118.9	42.298	139.5	39.576	126.3	2:00.533		88.67	1.525 10:17:24.520
19 - D2	37.410	120.4	42.671	139.2	39.486	126.1	1:59.567		89.38	0.559 10:19:24.087
20 - D2	37.386	120.0	42.357	139.2	40.417	125.2	2:00.160		88.94	1.152 10:21:24.247
21 - D2	38.622	120.2	42.622	138.9	39.781	125.2	2:01.025		88.31	2.017 10:23:25.272
22 - D2	37.397	<b>121.1</b>	44.020	139.2	40.335	125.9	2:01.752		87.78	2.744 10:25:27.024
23 - D2	37.538	120.6	42.398	139.2	39.657	126.1	1:59.593		89.37	0.585 10:27:26.617
24 - D2	37.381	120.0	42.488	139.5	40.125	125.9	1:59.994		89.07	0.986 10:29:26.611
25 - D2	37.465	120.6	42.945	139.2	39.773	125.2	2:00.183		88.93	1.175 10:31:26.794

### P22 77 GT4PA Fox Motorsport

Mercedes-AMG GT4

IDEAL LAP TIME : 1:58.994

BEST LAP TIME : 1:59.104

DIFFERENCE : 0.110

D1: Mark MURFITT

D2: Michael BROADHURST

LAP	SECTOR 1	SECTOR 2	SECTOR 3	LAP TIME	MPH	DIFF	TIME OF DAY			
1 - D2	OUTLAP	109.2	46.515	128.8	44.590	124.5	2:20.291	76.18	21.187	09:34:58.686
2 - D2	42.112	110.5	48.008	135.8	48.967	124.9	2:19.087	76.84	19.983	09:37:17.773
3 - D2	40.314	116.5	45.264	135.8	43.625	123.5	2:09.203	82.72	10.099	09:39:26.976
4 - D2	40.237	116.7	44.641	137.2	43.179	123.8	2:08.057	83.46	8.953	09:41:35.033
5 - D2	40.963	116.5	45.786	117.9	IN PIT		10:03.588	P	17.70	8:04.484 09:51:38.621
6 - D2	OUTLAP	118.1	45.776	136.9	46.028	125.6	2:17.698	77.61	18.594	09:53:56.319
7 - D2	38.777	102.2	43.038	138.6	40.484	124.9	2:02.299	87.39	3.195	09:55:58.618
8 - D2	38.291	120.6	42.300	138.9	39.559	125.4	2:00.150	88.95	1.046	09:57:58.768
9 - D2	37.482	120.2	42.253	139.5	<b>39.369</b>	125.2	<b>1:59.104 (1)</b>	<b>89.73</b>		<b>09:59:57.872</b>
10 - D2	<b>37.418</b>	120.4	<b>42.207</b>	138.3	IN PIT		3:57.639	P	44.97	1:58.535 10:03:55.511
11 - D1	OUTLAP	118.1	43.430	136.9	42.039	125.4	2:09.619	82.45	10.515	10:06:05.130
12 - D1	38.605	119.8	43.904	123.1	41.706	124.7	2:04.215	86.04	5.111	10:08:09.345
13 - D1	38.337	118.3	43.069	137.7	40.362	125.2	2:01.768	87.77	2.664	10:10:11.113
14 - D1	37.811	119.8	42.627	138.6	40.123	125.2	2:00.561	88.65	1.457	10:12:11.674
15 - D1	37.710	119.6	42.643	138.6	40.195	124.9	2:00.548	88.66	1.444	10:14:12.222
16 - D1	37.578	119.8	42.511	138.3	39.808	125.4	1:59.897	(3)	89.14	0.793 10:16:12.119
17 - D1	38.100	114.9	42.908	139.2	40.216	125.6	2:01.224	88.16	2.120	10:18:13.343
18 - D1	37.771	119.4	42.628	139.2	39.701	125.4	2:00.100	88.99	0.996	10:20:13.443
19 - D1	37.477	120.0	42.253	<b>140.1</b>	39.957	125.2	1:59.687	(2)	89.30	0.583 10:22:13.130
20 - D1	37.538	119.6	42.666	139.5	39.711	125.2	1:59.915	89.13	0.811	10:24:13.045
21 - D1	37.481	<b>120.9</b>	42.741	139.8	39.711	125.4	1:59.933	89.11	0.829	10:26:12.978
22 - D1	37.768	120.0	42.678	139.2	40.940	126.1	2:01.386	88.05	2.282	10:28:14.364
23 - D1	37.636	119.8	43.424	139.5	40.371	<b>126.3</b>	2:01.431	88.01	2.327	10:30:15.795

### P23 29 GT4PA Steller Performance

Audi R8 LMS GT4

IDEAL LAP TIME : 1:59.077

BEST LAP TIME : 1:59.174

DIFFERENCE : 0.097

D1: Richard WILLIAMS

D2: Sennan FIELDING

LAP	SECTOR 1	SECTOR 2	SECTOR 3	LAP TIME	MPH	DIFF	TIME OF DAY			
1 - D1	OUTLAP	108.4	48.343	134.4	IN PIT		3:36.370	P	49.39	1:37.196 09:34:42.264
2 - D2	OUTLAP	113.9	46.679	135.2	44.240	122.6	2:17.400	77.78	18.226	09:36:59.664
3 - D2	41.699	115.5	46.108	134.7	44.206	122.6	2:12.013	80.96	12.839	09:39:11.677
4 - D2	41.436	114.7	48.236	105.6	IN PIT		6:05.860	P	29.21	4:06.686 09:45:17.537
5 - D2	OUTLAP	109.4	48.061	121.1	46.085	119.6	2:21.796	75.37	22.622	09:47:39.333
6 - D2	42.729	110.7	46.918	128.0	44.438	121.3	2:14.085	79.71	14.911	09:49:53.418
7 - D2	42.387	106.8	50.429	96.4	IN PIT		6:21.832	P	27.99	4:22.658 09:56:15.250
8 - D2	OUTLAP	113.1	45.382	136.1	41.567	124.5	2:15.303	78.99	16.129	09:58:30.553
9 - D2	38.507	118.9	42.970	<b>138.9</b>	IN PIT		4:02.357	P	44.10	2:03.183 10:02:32.910
10 - D2	OUTLAP	117.9	42.656	137.7	40.015	124.7	2:04.261	86.01	5.087	10:04:37.171
11 - D2	37.376	119.4	<b>42.187</b>	<b>138.9</b>	39.611	124.9	<b>1:59.174 (1)</b>	<b>89.68</b>		<b>10:06:36.345</b>
12 - D2	<b>37.344</b>	119.4	42.414	130.8	IN PIT		4:23.619	P	40.54	2:24.445 10:10:59.964
13 - D2	OUTLAP	116.3	43.783	137.2	42.167	124.2	2:11.379	81.35	12.205	10:13:11.343
14 - D2	39.944	117.5	43.937	137.7	41.022	122.2	2:04.903	85.57	5.729	10:15:16.246
15 - D2	38.153	117.7	43.045	136.3	40.599	123.1	2:01.797	87.75	2.623	10:17:18.043
16 - D2	38.027	119.1	42.949	136.3	40.445	123.8	2:01.421	88.02	2.247	10:19:19.464
17 - D2	37.821	118.7	42.581	138.0	41.917	123.3	2:02.319	87.37	3.145	10:21:21.783
18 - D2	38.004	118.9	43.467	137.5	40.182	124.2	2:01.653	87.85	2.479	10:23:23.436

Snetterton 300

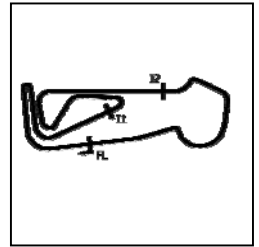
Circuit Length = 2.9689 miles

Start: 09:30 Flag 10:30 End: 10:33

Weather / Track : Cloudy / Dry

# British GT Championship

## FREE PRACTICE 1 - SECTOR ANALYSIS



SECTOR 1 = FL to I1, SECTOR 2 = I1 to I2, SECTOR 3 = I2 to FL, DIFF = Difference To Personal Best Lap, P = Crossed Finish Line in Pit Lane, D = Time Disallowed

19 - D2	37.842	<b>120.2</b>	42.450	<b>138.9</b>	39.984	124.2	2:00.276	88.86	1.102	10:25:23.712
20 - D2	37.800	119.1	42.478	138.6	<b>39.546</b>	<b>125.2</b>	1:59.824 (3)	89.19	0.650	10:27:23.536
21 - D2	37.550	119.8	42.260	138.6	39.666	124.7	1:59.476 (2)	89.45	0.302	10:29:23.012
22 - D2	37.590	119.8	42.353	138.6	39.886	123.8	1:59.829	89.19	0.655	10:31:22.841

P24 23 GT4S		RACE Performance					Ford Mustang GT4				
IDEAL LAP TIME : 1:59.182		BEST LAP TIME : 1:59.326					DIFFERENCE : 0.144				
D1: Sam SMELT		D2: Áron TAYLOR-SMITH									
LAP	SECTOR 1	SECTOR 2		SECTOR 3		LAP TIME	MPH	DIFF	TIME OF DAY		
1 - D1	OUTLAP	83.8	54.147	100.1	49.100	120.9	2:36.789	68.16	37.463	09:33:13.678	
2 - D1	46.075	102.7	51.644	102.1	47.671	120.4	2:25.390	73.51	26.064	09:35:39.068	
3 - D1	46.529	103.5	48.778	117.1	IN PIT		5:32.300 P	32.16	3:32.974	09:41:11.368	
4 - D1	OUTLAP	110.5	46.294	133.1	43.932	121.7	2:16.263	78.43	16.937	09:43:27.631	
5 - D1	41.235	115.5	46.390	133.1	IN PIT		4:48.570 P	37.03	2:49.244	09:48:16.201	
6 - D1	OUTLAP	110.7	45.654	122.6	43.403	122.6	2:14.819	79.27	15.493	09:50:31.020	
7 - D1	39.862	118.3	44.128	131.3	43.045	124.2	2:07.035	84.13	7.709	09:52:38.055	
8 - D1	39.052	118.7	43.592	134.2	41.208	124.7	2:03.852	86.29	4.526	09:54:41.907	
9 - D1	38.401	118.9	43.124	138.0	41.482	124.0	2:03.007	86.89	3.681	09:56:44.914	
10 - D1	38.406	118.9	43.165	137.7	40.631	124.2	2:02.202	87.46	2.876	09:58:47.116	
11 - D1	38.392	119.1	43.047	138.0	40.333	124.5	2:01.772	87.77	2.446	10:00:48.888	
12 - D1	38.599	117.5	43.394	137.7	IN PIT		4:49.149 P	36.96	2:49.823	10:05:38.037	
13 - D2	OUTLAP	118.7	45.301	138.9	40.472	125.4	2:13.504	80.05	14.178	10:07:51.541	
14 - D2	38.228	119.1	43.008	138.0	40.081	125.6	2:01.317	88.10	1.991	10:09:52.858	
15 - D2	37.702	119.1	42.949	138.3	39.527	125.4	2:00.178	88.93	0.852	10:11:53.036	
16 - D2	37.620	119.4	42.858	138.6	39.639	125.6	2:00.117	88.98	0.791	10:13:53.153	
17 - D2	<b>37.436</b>	120.0	42.885	138.6	39.408	125.9	1:59.729	89.26	0.403	10:15:52.882	
<b>18 - D2</b>	37.509	120.0	<b>42.466</b>	139.2	39.351	126.1	<b>1:59.326 (1)</b>	<b>89.57</b>		<b>10:17:52.208</b>	
19 - D2	37.562	120.0	42.698	138.6	39.678	125.9	1:59.938	89.11	0.612	10:19:52.146	
20 - D2	37.573	119.6	42.660	139.2	39.455	126.1	1:59.688	89.29	0.362	10:21:51.834	
21 - D2	37.570	120.2	42.538	139.2	<b>39.280</b>	<b>126.3</b>	1:59.388 (2)	89.52	0.062	10:23:51.222	
22 - D2	37.531	120.2	43.083	<b>139.5</b>	39.722	125.9	2:00.336	88.81	1.010	10:25:51.558	
23 - D2	37.482	<b>120.4</b>	43.232	138.3	39.797	125.9	2:00.511	88.68	1.185	10:27:52.069	
24 - D2	37.507	120.2	42.572	138.9	39.482	126.1	1:59.561 (3)	89.39	0.235	10:29:51.630	
25 - D2	37.844	120.0	42.784	138.6	39.400	125.9	2:00.028	89.04	0.702	10:31:51.658	

P25 42 GT4S		Century Motorsport					BMW M4 GT4				
IDEAL LAP TIME : 1:59.013		BEST LAP TIME : 1:59.344					DIFFERENCE : 0.331				
D1: Mark KIMBER		D2: Jacob MATHIASSEN									
LAP	SECTOR 1	SECTOR 2		SECTOR 3		LAP TIME	MPH	DIFF	TIME OF DAY		
1 - D1	OUTLAP	102.4	51.802	117.5	IN PIT		4:43.994 P	37.63	2:44.650	09:36:18.349	
2 - D1	OUTLAP	110.5	47.187	134.7	IN PIT		4:54.096 P	36.34	2:54.752	09:41:12.445	
3 - D1	OUTLAP	90.6	46.137	136.6	44.180	123.1	2:19.917	76.38	20.573	09:43:32.362	
4 - D1	41.446	114.9	46.141	136.3	44.403	122.9	2:11.990	80.97	12.646	09:45:44.352	
5 - D1	41.781	114.7	46.578	135.0	IN PIT		5:05.365 P	35.00	3:06.021	09:50:49.717	
6 - D2	OUTLAP	116.9	44.975	135.5	41.281	126.1	2:13.578	80.01	14.234	09:53:03.295	
7 - D2	37.954	120.2	42.977	139.5	40.304	125.6	2:01.235	88.16	1.891	09:55:04.530	
8 - D2	37.653	120.6	42.662	<b>140.6</b>	39.856	126.3	2:00.171	88.94	0.827	09:57:04.701	
<b>9 - D2</b>	<b>37.215</b>	<b>120.9</b>	42.363	140.3	39.766	126.1	<b>1:59.344 (1)</b>	<b>89.55</b>		<b>09:59:04.045</b>	
10 - D2	38.049	<b>120.9</b>	43.440	139.5	40.405	<b>127.0</b>	2:01.894	87.68	2.550	10:01:05.939	
11 - D2	37.615	120.4	<b>42.349</b>	140.1	39.604	126.6	1:59.568 (2)	89.38	0.224	10:03:05.507	
12 - D2	37.530	<b>120.9</b>	43.203	139.8	IN PIT		4:05.899 P	43.46	2:06.555	10:07:11.406	
13 - D2	OUTLAP	119.6	43.208	139.5	IN PIT		4:14.663 P	41.96	2:15.319	10:11:26.069	
14 - D1	OUTLAP	120.2	43.337	140.1	40.219	126.1	2:10.861	81.67	11.517	10:13:36.930	
15 - D1	38.248	95.5	43.231	139.8	39.858	126.6	2:01.337	88.08	1.993	10:15:38.267	
16 - D1	38.335	118.9	42.895	139.8	40.661	125.9	2:01.891	87.68	2.547	10:17:40.158	
17 - D1	37.989	119.6	42.720	<b>140.6</b>	39.620	<b>127.0</b>	2:00.329	88.82	0.985	10:19:40.487	
18 - D1	38.094	119.8	42.721	139.5	39.707	126.3	2:00.522	88.68	1.178	10:21:41.009	
19 - D1	37.752	120.0	42.658	140.3	<b>39.449</b>	<b>127.0</b>	1:59.859 (3)	89.17	0.515	10:23:40.868	
20 - D1	37.741	120.2	43.604	139.5	IN PIT		4:10.245 P	42.71	2:10.901	10:27:51.113	

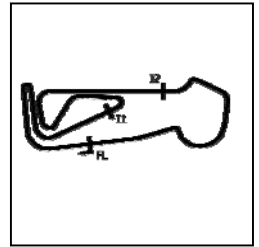
Weather / Track : Cloudy / Dry

Snetterton 300  
Circuit Length = 2.9689 miles  
Start: 09:30 Flag 10:30 End: 10:33



# British GT Championship

## FREE PRACTICE 1 - SECTOR ANALYSIS



SECTOR 1 = FL to I1, SECTOR 2 = I1 to I2, SECTOR 3 = I2 to FL, DIFF = Difference To Personal Best Lap, P = Crossed Finish Line in Pit Lane, D = Time Disallowed

P26		20 GT4PA		Balfé Motorsport		McLaren 570S GT4					
IDEAL LAP TIME : 1:59.380		BEST LAP TIME : 1:59.380		DIFFERENCE : 0.000							
D1: Graham JOHNSON		D2: Michael O'BRIEN									
LAP	SECTOR 1	SECTOR 2		SECTOR 3		LAP TIME	MPH	DIFF	TIME OF DAY		
1 - D2	OUTLAP	93.4	47.904	128.8	40.485	124.7	2:17.598	77.67	18.218	10:02:56.362	
2 - D2	37.694	118.7	42.579	138.3	39.608	124.5	1:59.881 (2)	89.15	0.501	10:04:56.243	
3 - D2	38.575	119.6	42.482	<b>138.6</b>	41.302	<b>125.2</b>	2:02.359	87.35	2.979	10:06:58.602	
<b>4 - D2</b>	<b>37.422</b>	119.4	<b>42.423</b>	137.7	<b>39.535</b>	124.9	<b>1:59.380 (1)</b>	<b>89.52</b>		<b>10:08:57.982</b>	
5 - D2	38.683	117.1	42.506	137.7	40.466	124.7	2:01.655	87.85	2.275	10:10:59.637	
6 - D2	38.440	119.1	42.882	136.6	39.645	124.5	2:00.967 (3)	88.35	1.587	10:13:00.604	
7 - D2	37.486	119.1	43.115	136.3	IN PIT		4:09.076 P	42.91	2:09.696	10:17:09.680	
8 - D1	OUTLAP	119.4	43.426	136.6	41.279	124.0	2:08.291	83.31	8.911	10:19:17.971	
9 - D1	37.929	118.5	43.236	138.3	43.830	117.9	2:04.995	85.50	5.615	10:21:22.966	
10 - D1	40.263	83.5	44.475	138.3	40.091	124.5	2:04.829	85.62	5.449	10:23:27.795	
11 - D1	37.571	119.1	42.940	<b>138.6</b>	40.522	124.5	2:01.033	88.30	1.653	10:25:28.828	
12 - D1	37.828	119.6	43.124	138.3	40.163	124.5	2:01.115	88.24	1.735	10:27:29.943	
13 - D1	37.777	119.8	43.146	138.3	40.365	124.5	2:01.288	88.12	1.908	10:29:31.231	
14 - D1	37.863	<b>120.2</b>	42.852	138.3	40.383	124.0	2:01.098	88.25	1.718	10:31:32.329	

P27		95 GT4S		TF Sport		Aston Martin V8 Vantage GT4					
IDEAL LAP TIME : 1:59.154		BEST LAP TIME : 1:59.464		DIFFERENCE : 0.310							
D1: Patrick KIBBLE		D2: Josh PRICE									
LAP	SECTOR 1	SECTOR 2		SECTOR 3		LAP TIME	MPH	DIFF	TIME OF DAY		
1 - D1	OUTLAP	92.5	50.328	108.7	48.715	119.4	2:28.867	71.79	29.403	09:32:55.541	
2 - D1	44.248	105.0	46.365	117.1	46.576	120.6	2:17.189	77.90	17.725	09:35:12.730	
3 - D1	41.619	114.7	44.345	126.1	44.780	119.6	2:10.744	81.74	11.280	09:37:23.474	
4 - D1	41.881	117.1	43.889	132.8	43.063	121.5	2:08.833	82.96	9.369	09:39:32.307	
5 - D1	40.133	116.7	43.298	134.7	42.921	122.0	2:06.352	84.58	6.888	09:41:38.659	
6 - D1	39.637	115.3	43.045	135.0	41.615	122.0	2:04.297	85.98	4.833	09:43:42.956	
7 - D1	39.637	117.5	43.106	132.3	IN PIT		4:08.523 P	43.00	2:09.059	09:47:51.479	
8 - D2	OUTLAP	109.2	44.609	127.8	44.006	122.4	2:13.702	79.93	14.238	09:50:05.181	
9 - D2	39.279	117.9	44.150	131.8	42.647	121.7	2:06.076	84.77	6.612	09:52:11.257	
10 - D2	38.382	117.9	43.039	135.2	40.378	123.1	2:01.799	87.75	2.335	09:54:13.056	
11 - D2	37.627	117.5	<b>42.419</b>	135.5	39.936	123.3	1:59.982 (3)	89.08	0.518	09:56:13.038	
12 - D2	37.896	<b>118.7</b>	43.436	132.1	IN PIT		5:23.229 P	33.06	3:23.765	10:01:36.267	
13 - D2	OUTLAP	117.1	42.810	136.3	40.399	122.9	2:11.428	81.32	11.964	10:03:47.695	
14 - D2	38.149	117.3	43.431	<b>137.2</b>	40.196	123.5	2:01.776	87.76	2.312	10:05:49.471	
15 - D2	37.441	<b>118.7</b>	43.524	136.1	39.542	123.5	2:00.507	88.69	1.043	10:07:49.978	
16 - D2	<b>37.369</b>	118.3	43.145	134.7	IN PIT		5:01.029 P	35.50	3:01.565	10:12:51.007	
17 - D1	OUTLAP	116.7	42.775	135.2	39.799	122.9	2:05.320	85.28	5.856	10:14:56.327	
18 - D1	37.615	117.9	42.715	136.3	<b>39.366</b>	123.5	1:59.696 (2)	89.29	0.232	10:16:56.023	
19 - D1	38.119	118.3	42.563	136.3	40.036	123.5	2:00.718	88.53	1.254	10:18:56.741	
20 - D1	37.723	118.3	43.456	125.2	IN PIT		4:03.497 P	43.89	2:04.033	10:23:00.238	
21 - D2	OUTLAP	116.1	43.410	136.1	39.963	123.5	2:09.037	82.82	9.573	10:25:09.275	
22 - D2	37.886	<b>118.7</b>	43.398	115.1	40.852	<b>124.2</b>	2:02.136	87.50	2.672	10:27:11.411	
23 - D2	38.757	118.5	42.898	136.3	39.601	124.0	2:01.256	88.14	1.792	10:29:12.667	
<b>24 - D2</b>	37.421	118.3	42.634	136.3	39.409	123.3	<b>1:59.464 (1)</b>	<b>89.46</b>		<b>10:31:12.131</b>	

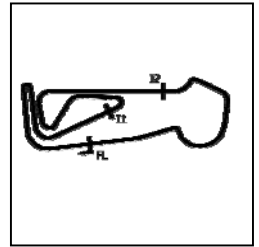
P28		57 GT4S		HHC Motorsport		McLaren 570S GT4					
IDEAL LAP TIME : 1:59.451		BEST LAP TIME : 1:59.579		DIFFERENCE : 0.128							
D1: Dean MACDONALD		D2: Callum POINTON									
LAP	SECTOR 1	SECTOR 2		SECTOR 3		LAP TIME	MPH	DIFF	TIME OF DAY		
1 - D2	OUTLAP	115.7	44.455	134.4	42.418	124.0	2:13.725	79.92	14.146	09:50:09.731	
2 - D2	39.538	117.9	43.782	136.9	42.057	124.7	2:05.377	85.24	5.798	09:52:15.108	
3 - D2	38.306	118.3	43.175	137.5	40.792	124.9	2:02.273	87.41	2.694	09:54:17.381	
4 - D2	37.891	118.1	42.790	138.3	40.364	124.2	2:01.045	88.29	1.466	09:56:18.426	
5 - D2	37.998	118.3	43.442	136.9	40.124	124.2	2:01.564	87.92	1.985	09:58:19.990	
6 - D2	37.943	117.9	45.015	138.0	IN PIT		4:27.316 P	39.98	2:27.737	10:02:47.306	
7 - D2	OUTLAP	118.3	43.053	137.7	39.889	124.2	2:05.360	85.25	5.781	10:04:52.666	
8 - D2	37.702	118.7	42.960	138.9	40.850	125.4	2:01.512	87.95	1.933	10:06:54.178	
9 - D2	37.516	119.8	42.906	138.9	IN PIT		3:57.957 P	44.91	1:58.378	10:10:52.135	
10 - D1	OUTLAP	119.8	44.022	138.3	42.112	125.6	2:14.815	79.27	15.236	10:13:06.950	

Weather / Track : Cloudy / Dry

Snetterton 300  
Circuit Length = 2.9689 miles  
Start: 09:30 Flag 10:30 End: 10:33

# British GT Championship

## FREE PRACTICE 1 - SECTOR ANALYSIS



SECTOR 1 = FL to I1, SECTOR 2 = I1 to I2, SECTOR 3 = I2 to FL, DIFF = Difference To Personal Best Lap, P = Crossed Finish Line in Pit Lane, D = Time Disallowed

11 - D1	38.213	120.2	42.890	137.7	40.633	125.2	2:01.736	87.79	2.157	10:15:08.686	
12 - D1	38.028	119.1	42.699	137.7	<b>39.625</b>	124.9	2:00.352	88.80	0.773	10:17:09.038	
<b>13 - D1</b>	37.414	120.2	42.431	138.9	39.734	125.2	<b>1:59.579 (1)</b>	<b>89.38</b>		<b>10:19:08.617</b>	
14 - D1	38.030	120.2	43.496	108.4	IN PIT		3:53.018	<b>P</b>	45.86	1:53.439	10:23:01.635
15 - D1	OUTLAP	120.2	43.070	138.3	39.960	<b>125.9</b>	2:08.960	82.87	9.381	10:25:10.595	
16 - D1	<b>37.408</b>	<b>121.1</b>	42.789	138.6	39.747	125.4	1:59.944	89.10	0.365	10:27:10.539	
17 - D1	37.569	<b>121.1</b>	42.549	139.2	39.725	125.6	1:59.843	<b>(3)</b>	89.18	0.264	10:29:10.382
18 - D1	37.564	120.6	<b>42.418</b>	<b>139.5</b>	39.812	125.6	1:59.794	<b>(2)</b>	89.22	0.215	10:31:10.176

### P29 75 GT4S Optimum Motorsport

### Aston Martin V8 Vantage GT4

IDEAL LAP TIME : 1:59.017

BEST LAP TIME : 1:59.586

DIFFERENCE : 0.569

D1: Patrik MATTHIESEN D2: Mike ROBINSON

LAP	SECTOR 1	SECTOR 2	SECTOR 3	LAP TIME	MPH	DIFF	TIME OF DAY				
1 - D1	OUTLAP	85.1	50.925	110.5	47.635	120.0	2:30.124	71.19	30.538	09:33:21.000	
2 - D1	42.493	110.0	47.185	109.4	46.729	120.4	2:16.407	78.35	16.821	09:35:37.407	
3 - D1	41.897	113.3	45.182	127.3	44.637	120.6	2:11.716	81.14	12.130	09:37:49.123	
4 - D1	46.168	91.9	47.717	108.4	45.231	120.4	2:19.116	76.82	19.530	09:40:08.239	
5 - D1	40.968	114.1	45.031	132.1	43.859	120.4	2:09.858	82.30	10.272	09:42:18.097	
6 - D1	40.669	114.5	45.500	132.3	43.659	120.4	2:09.828	82.32	10.242	09:44:27.925	
7 - D1	41.504	103.8	46.914	101.8	IN PIT		4:32.956	<b>P</b>	39.15	2:33.370	09:49:00.881
8 - D1	OUTLAP	116.3	45.137	135.0	40.826	<b>122.6</b>	2:11.774	81.10	12.188	09:51:12.655	
9 - D1	37.857	<b>118.9</b>	42.877	136.1	40.371	122.4	2:01.105	88.25	1.519	09:53:13.760	
10 - D1	37.816	118.3	42.539	134.7	40.598	122.2	2:00.953	88.36	1.367	09:55:14.713	
11 - D1	37.376	118.1	42.511	134.4	39.756	122.4	1:59.643	<b>(3)</b>	89.33	0.057	09:57:14.356
12 - D1	37.514	118.1	42.518	135.0	39.630	122.4	1:59.662	89.31	0.076	09:59:14.018	
13 - D1	37.421	117.9	<b>42.371</b>	135.2	39.957	122.4	1:59.749	89.25	0.163	10:01:13.767	
14 - D1	37.570	117.9	43.211	134.7	IN PIT		3:58.674	<b>P</b>	44.78	1:59.088	10:05:12.441
15 - D2	OUTLAP	115.3	43.111	134.2	39.727	121.5	2:06.985	84.16	7.399	10:07:19.426	
16 - D2	37.548	117.7	42.508	135.5	39.724	121.5	1:59.780	89.23	0.194	10:09:19.206	
17 - D2	37.530	117.1	42.938	135.2	39.450	122.2	1:59.918	89.12	0.332	10:11:19.124	
18 - D2	37.446	118.1	44.081	134.2	39.427	122.0	2:00.954	88.36	1.368	10:13:20.078	
19 - D2	<b>37.325</b>	118.3	42.517	<b>136.6</b>	IN PIT		3:57.503	<b>P</b>	45.00	1:57.917	10:17:17.581
20 - D2	OUTLAP	116.5	43.363	135.2	<b>39.321</b>	121.7	2:04.415	85.90	4.829	10:19:21.996	
21 - D2	37.461	118.1	42.560	135.2	40.830	120.9	2:00.851	88.44	1.265	10:21:22.847	
22 - D2	37.529	117.5	42.512	133.9	39.617	121.3	1:59.658	89.32	0.072	10:23:22.505	
23 - D2	37.661	117.7	42.525	135.2	39.556	122.0	1:59.742	89.25	0.156	10:25:22.247	
<b>24 - D2</b>	37.443	117.9	42.600	135.0	39.543	122.0	<b>1:59.586 (1)</b>	<b>89.37</b>		<b>10:27:21.833</b>	
25 - D2	37.373	117.3	42.608	134.7	39.627	120.9	1:59.608	<b>(2)</b>	89.35	0.022	10:29:21.441

### P30 35 GT4S Optimum Motorsport

### Aston Martin V8 Vantage GT4

IDEAL LAP TIME : 1:59.610

BEST LAP TIME : 1:59.697

DIFFERENCE : 0.087

D1: Connor O'BRIEN D2: Jack BUTEL

LAP	SECTOR 1	SECTOR 2	SECTOR 3	LAP TIME	MPH	DIFF	TIME OF DAY				
1 - D1	OUTLAP	95.7	49.968	105.8	51.229	119.8	2:33.444	69.65	33.747	09:33:32.657	
2 - D1	45.090	107.8	48.940	118.3	48.707	120.9	2:22.737	74.87	23.040	09:35:55.394	
3 - D1	44.456	111.6	47.363	113.1	48.053	121.3	2:19.872	76.41	20.175	09:38:15.266	
4 - D1	42.033	114.5	46.203	128.0	45.964	121.3	2:14.200	79.64	14.503	09:40:29.466	
5 - D1	41.418	116.1	45.107	132.8	44.387	122.0	2:10.912	81.64	11.215	09:42:40.378	
6 - D1	40.472	115.3	44.566	126.1	IN PIT		4:04.859	<b>P</b>	43.64	2:05.162	09:46:45.237
7 - D2	OUTLAP	105.5	47.915	131.3	43.361	123.1	2:18.100	77.39	18.403	09:49:03.337	
8 - D2	39.559	116.5	45.024	125.6	42.930	<b>124.0</b>	2:07.513	83.81	7.816	09:51:10.850	
9 - D2	38.893	116.7	43.520	131.5	41.718	123.5	2:04.131	86.10	4.434	09:53:14.981	
10 - D2	38.291	117.7	43.198	136.6	42.196	122.6	2:03.685	86.41	3.988	09:55:18.666	
11 - D2	38.820	116.7	43.371	135.2	40.626	123.5	2:02.817	87.02	3.120	09:57:21.483	
12 - D2	38.064	117.7	43.025	135.8	40.467	123.3	2:01.556	87.92	1.859	09:59:23.039	
13 - D2	38.188	116.7	42.996	135.8	40.011	123.5	2:01.195	88.18	1.498	10:01:24.234	
14 - D2	38.191	116.7	43.177	135.2	39.920	123.3	2:01.288	88.12	1.591	10:03:25.522	
15 - D2	37.918	117.5	43.220	135.5	40.167	123.5	2:01.305	88.10	1.608	10:05:26.827	
16 - D2	37.890	117.5	42.986	135.8	40.242	123.1	2:01.118	88.24	1.421	10:07:27.945	
17 - D2	37.780	117.3	43.457	134.7	40.222	123.8	2:01.459	87.99	1.762	10:09:29.404	
18 - D2	38.170	117.9	43.000	135.0	IN PIT		3:53.071	<b>P</b>	45.85	1:53.374	10:13:22.475
19 - D1	OUTLAP	116.9	43.581	135.8	40.918	123.1	2:07.455	83.85	7.758	10:15:29.930	
20 - D1	38.904	118.1	42.775	<b>137.2</b>	41.957	122.0	2:03.636	86.44	3.939	10:17:33.566	

Weather / Track : Cloudy / Dry

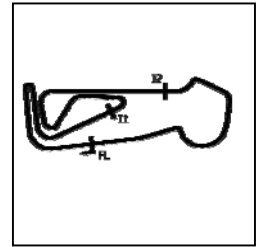
Snetterton 300

Circuit Length = 2.9689 miles

Start: 09:30 Flag 10:30 End: 10:33

# British GT Championship

## FREE PRACTICE 1 - SECTOR ANALYSIS



SECTOR 1 = FL to I1, SECTOR 2 = I1 to I2, SECTOR 3 = I2 to FL, DIFF = Difference To Personal Best Lap, P = Crossed Finish Line in Pit Lane, D = Time Disallowed

LAP	SECTOR 1	SECTOR 2	SECTOR 3	LAP TIME	MPH	DIFF	TIME OF DAY
21 - D1	38.009	117.5	43.144	136.3	IN PIT	3:57.114 P	45.07 1:57.417 10:21:30.680
22 - D1	OUTLAP	118.3	43.239	135.5	40.813	123.8	2:05.678 85.04 5.981 10:23:36.358
23 - D1	38.194	118.5	42.719	136.3	39.767	123.5	2:00.680 (3) 88.56 0.983 10:25:37.038
24 - D1	38.054	118.3	42.703	136.3	<b>39.750</b>	123.3	2:00.507 (2) 88.69 0.810 10:27:37.545
<b>25 - D1</b>	<b>37.476</b>	<b>118.7</b>	<b>42.384</b>	136.3	39.837	123.8	<b>1:59.697 (1)</b> <b>89.29</b> <b>10:29:37.242</b>
26 - D1	38.072	115.9	42.855	136.3	39.805	123.5	2:00.732 88.52 1.035 10:31:37.974

### P31 19 GT4PA Multimatic Motorsports Europe

Ford Mustang GT4

IDEAL LAP TIME : 1:59.639 BEST LAP TIME : 1:59.712 DIFFERENCE : 0.073  
 D1: Alistair MACKINNON D2: Ben DEVLIN

LAP	SECTOR 1	SECTOR 2	SECTOR 3	LAP TIME	MPH	DIFF	TIME OF DAY
1 - D2	OUTLAP	73.5	54.007	90.3	49.287	122.6	2:41.289 66.26 41.577 09:33:22.938
2 - D2	44.516	101.2	46.881	126.8	44.942	124.5	2:16.339 78.39 16.627 09:35:39.277
3 - D2	45.236	102.1	46.657	128.3	44.726	122.6	2:16.619 78.23 16.907 09:37:55.896
4 - D2	42.021	108.7	46.908	126.6	IN PIT	4:53.859 P	36.37 2:54.147 09:42:49.755
5 - D2	OUTLAP	107.3	47.415	130.8	44.520	122.4	2:19.257 76.75 19.545 09:45:09.012
6 - D2	41.943	106.3	47.063	133.4	44.630	122.4	2:13.636 79.97 13.924 09:47:22.648
7 - D2	41.582	112.5	46.844	133.9	44.165	122.0	2:12.591 80.60 12.879 09:49:35.239
8 - D2	44.351	96.0	47.956	113.9	IN PIT	6:38.424 P	26.82 4:38.712 09:56:13.663
9 - D1	OUTLAP	95.0	46.519	123.5	44.748	124.5	2:23.144 74.66 23.432 09:58:36.807
10 - D1	39.246	110.5	43.907	135.5	41.484	124.5	2:04.637 85.75 4.925 10:00:41.444
11 - D1	38.308	117.9	43.033	136.6	41.069	124.2	2:02.410 87.31 2.698 10:02:43.854
12 - D1	38.424	118.3	44.591	134.7	41.212	124.9	2:04.227 86.03 4.515 10:04:48.081
13 - D1	38.468	<b>119.1</b>	44.188	136.6	IN PIT	5:01.511 P	35.44 3:01.799 10:09:49.592
14 - D1	OUTLAP	118.1	43.256	136.9	40.829	124.2	2:09.430 82.57 9.718 10:11:59.022
15 - D1	37.872	118.7	42.677	136.9	40.218	124.0	2:00.767 88.50 1.055 10:13:59.789
16 - D1	<b>37.425</b>	118.9	42.576	137.5	40.186	124.0	2:00.187 (2) 88.92 0.475 10:15:59.976
17 - D1	37.543	<b>119.1</b>	<b>42.492</b>	137.5	40.371	119.6	2:00.406 (3) 88.76 0.694 10:18:00.382
18 - D1	41.625	116.7	44.496	136.9	IN PIT	4:46.366 P	37.32 2:46.654 10:22:46.748
19 - D1	OUTLAP	117.7	43.637	137.2	40.432	124.0	2:05.634 85.07 5.922 10:24:52.382
20 - D1	37.910	<b>119.1</b>	42.623	136.6	39.988	124.5	2:00.521 88.68 0.809 10:26:52.903
<b>21 - D1</b>	37.464	<b>119.1</b>	42.511	137.2	39.737	124.7	<b>1:59.712 (1)</b> <b>89.28</b> <b>10:28:52.615</b>
22 - D1	37.505	116.9	43.540	<b>138.0</b>	<b>39.722</b>	<b>125.2</b>	2:00.767 88.50 1.055 10:30:53.382

### P32 62 GT4S Academy Motorsport

Aston Martin V8 Vantage GT4

IDEAL LAP TIME : 1:59.008 BEST LAP TIME : 1:59.891 DIFFERENCE : 0.883  
 D1: Alex TOTH-JONES D2: Will MOORE

LAP	SECTOR 1	SECTOR 2	SECTOR 3	LAP TIME	MPH	DIFF	TIME OF DAY
1 - D2	OUTLAP	60.6	56.429	65.0	53.308	63.3	2:44.323 65.04 44.432 09:34:32.367
2 - D2	46.705	111.8	52.180	94.6	IN PIT	26:41.526 P	6.67 24:41.635 10:01:13.893
3 - D2	OUTLAP	116.3	42.836	135.0	40.487	122.0	2:05.929 84.87 6.038 10:03:19.822
4 - D2	37.869	118.1	42.752	135.8	39.757	121.7	2:00.378 88.78 0.487 10:05:20.200
5 - D2	37.960	118.7	<b>42.249</b>	136.6	39.717	123.3	1:59.926 (2) 89.12 0.035 10:07:20.126
6 - D2	<b>37.423</b>	<b>118.9</b>	43.483	133.4	39.431	122.9	2:00.337 (3) 88.81 0.446 10:09:20.463
7 - D2	37.843	117.5	43.226	134.4	39.966	122.2	2:01.035 88.30 1.144 10:11:21.498
<b>8 - D2</b>	37.913	118.3	42.642	136.6	<b>39.336</b>	122.9	<b>1:59.891 (1)</b> <b>89.14</b> <b>10:13:21.389</b>
9 - D2	37.547	118.3	47.074	123.1	IN PIT	4:08.648 P	42.98 2:08.757 10:17:30.037
10 - D1	OUTLAP	117.1	43.573	135.5	40.129	122.6	2:09.801 82.34 9.910 10:19:39.838
11 - D1	39.187	118.3	42.986	136.1	39.966	123.1	2:02.139 87.50 2.248 10:21:41.977
12 - D1	38.156	118.1	44.396	132.1	40.237	<b>123.5</b>	2:02.789 87.04 2.898 10:23:44.766
13 - D1	37.707	117.9	42.916	<b>136.9</b>	41.002	120.9	2:01.625 87.87 1.734 10:25:46.391
14 - D1	37.819	118.5	43.233	136.6	IN PIT	4:01.139 P	44.32 2:01.248 10:29:47.530
15 - D2	OUTLAP	117.5	43.176	136.6	40.094	123.1	2:06.021 84.81 6.130 10:31:53.551

### P33 58 GT4S HHC Motorsport

McLaren 570S GT4

IDEAL LAP TIME : 1:59.929 BEST LAP TIME : 1:59.986 DIFFERENCE : 0.057  
 D1: Tom JACKSON D2: Luke WILLIAMS

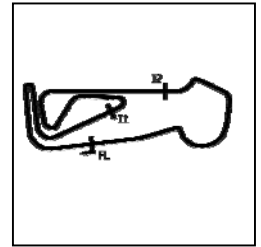
LAP	SECTOR 1	SECTOR 2	SECTOR 3	LAP TIME	MPH	DIFF	TIME OF DAY
1 - D2	OUTLAP	112.2	46.124	133.4	42.714	122.9	2:17.401 77.78 17.415 09:50:15.767
2 - D2	39.378	118.3	57.139	124.2	43.053	122.6	2:19.570 76.57 19.584 09:52:35.337
3 - D2	38.392	118.5	44.103	136.9	41.148	123.3	2:03.643 86.44 3.657 09:54:38.980
4 - D2	38.423	118.5	43.250	136.9	40.159	122.9	2:01.832 87.72 1.846 09:56:40.812

Weather / Track : Cloudy / Dry

Snetterton 300  
 Circuit Length = 2.9689 miles  
 Start: 09:30 Flag 10:30 End: 10:33

# British GT Championship

## FREE PRACTICE 1 - SECTOR ANALYSIS



SECTOR 1 = FL to I1, SECTOR 2 = I1 to I2, SECTOR 3 = I2 to FL, DIFF = Difference To Personal Best Lap, P = Crossed Finish Line in Pit Lane, D = Time Disallowed

5 - D2	37.986	117.9	43.198	135.8	39.895	124.2	2:01.079	88.27	1.093	09:58:41.891	
6 - D2	38.344	118.1	43.206	136.6	40.071	124.5	2:01.621	87.88	1.635	10:00:43.512	
7 - D2	38.063	118.5	42.786	138.0	40.067	124.7	2:00.916	88.39	0.930	10:02:44.428	
8 - D2	38.422	118.7	43.527	136.9	39.886	124.7	2:01.835	87.72	1.849	10:04:46.263	
9 - D2	38.138	118.5	44.183	120.2		IN PIT	5:05.053	P	35.03	3:05.067	10:09:51.316
10 - D1	OUTLAP	120.2	43.070	<b>139.5</b>	40.309	126.1	2:08.218	83.35	8.232	10:11:59.534	
11 - D1	38.140	120.4	42.772	139.2	40.391	125.2	2:01.303	88.11	1.317	10:14:00.837	
12 - D1	38.089	120.6	42.761	139.2	40.948	125.2	2:01.798	87.75	1.812	10:16:02.635	
13 - D1	37.943	<b>120.9</b>	42.921	138.9	40.127	126.1	2:00.991	88.33	1.005	10:18:03.626	
14 - D1	<b>37.573</b>	120.6	43.085	136.6	40.777	<b>126.3</b>	2:01.435	88.01	1.449	10:20:05.061	
15 - D1	37.843	120.2	42.905	138.6	40.014	125.9	2:00.762	88.50	0.776	10:22:05.823	
16 - D1	37.761	120.4	42.990	138.3	39.895	125.4	2:00.646	(3)	0.660	10:24:06.469	
17 - D1	37.599	120.6	42.743	139.2	39.966	125.2	2:00.308	(2)	0.322	10:26:06.777	
<b>18 - D1</b>	37.630	119.8	<b>42.573</b>	139.2	<b>39.783</b>	125.9	<b>1:59.986</b>	(1)	<b>89.07</b>	<b>10:28:06.763</b>	
19 - D1	39.911	116.7	43.433	139.2	40.283	126.1	2:03.627	86.45	3.641	10:30:10.390	

### P34 43 GT4S Century Motorsport

### BMW M4 GT4

IDEAL LAP TIME : 1:59.844 BEST LAP TIME : 2:00.390

DIFFERENCE : 0.546

D1: Andrew GORDON-COLEB D2: Angus FENDER

LAP	SECTOR 1	SECTOR 2	SECTOR 3	LAP TIME	MPH	DIFF	TIME OF DAY				
1 - D1	OUTLAP	110.5	48.518	117.1	48.539	121.5	2:25.857	73.27	25.467	09:33:39.039	
2 - D1	42.009	114.5	46.679	124.2	48.266	122.0	2:16.954	78.04	16.564	09:35:55.993	
3 - D1	42.524	114.1	46.248	135.5	44.178	121.7	2:12.950	80.39	12.560	09:38:08.943	
4 - D1	41.240	115.5	45.752	136.3	43.609	122.4	2:10.601	81.83	10.211	09:40:19.544	
5 - D1	42.052	112.9	46.315	134.7		IN PIT	4:17.813	P	41.45	2:17.423	09:44:37.357
6 - D1	OUTLAP	113.3	46.047	126.8		IN PIT	5:12.598	P	34.19	3:12.208	09:49:49.955
7 - D2	OUTLAP	114.9	46.557	129.0		IN PIT	4:25.167	P	40.30	2:24.777	09:54:15.122
8 - D2	OUTLAP	117.9	43.478	139.2	40.686	124.7	2:07.366	83.91	6.976	09:56:22.488	
9 - D2	38.897	118.3	43.359	138.9	40.261	125.6	2:02.517	87.23	2.127	09:58:25.005	
10 - D2	37.813	119.4	43.433	138.3	41.647	124.9	2:02.893	86.97	2.503	10:00:27.898	
11 - D2	37.936	119.1	43.060	139.8	41.449	125.4	2:02.445	87.28	2.055	10:02:30.343	
<b>12 - D2</b>	37.865	118.7	<b>42.788</b>	138.9	39.737	125.6	<b>2:00.390</b>	(1)	<b>88.77</b>	<b>10:04:30.733</b>	
13 - D2	<b>37.435</b>	119.6	43.223	137.5		IN PIT	4:08.377	P	43.03	2:07.987	10:08:39.110
14 - D1	OUTLAP	118.5	43.476	137.7	40.649	124.2	2:09.157	82.75	8.767	10:10:48.267	
15 - D1	37.981	119.4	43.040	138.6	40.208	125.2	2:01.229	88.16	0.839	10:12:49.496	
16 - D1	38.069	119.8	42.830	138.3	39.823	125.2	2:00.722	88.53	0.332	10:14:50.218	
17 - D1	37.673	119.8	44.744	138.0	39.954	125.2	2:02.371	87.34	1.981	10:16:52.589	
18 - D1	37.718	119.8	43.252	138.6	39.844	125.6	2:00.814	88.46	0.424	10:18:53.403	
19 - D1	37.963	<b>120.6</b>	42.810	139.2	<b>39.621</b>	125.6	2:00.394	(2)	0.004	10:20:53.797	
20 - D1	37.908	120.0	46.254	132.3	41.647	125.4	2:05.809	84.95	5.419	10:22:59.606	
21 - D1	38.466	120.2	45.336	124.9	41.843	125.6	2:05.645	85.06	5.255	10:25:05.251	
22 - D1	37.860	120.2	42.857	139.8	40.023	125.2	2:00.740	88.52	0.350	10:27:05.991	
23 - D1	38.023	120.4	42.922	<b>140.3</b>	39.721	<b>126.8</b>	2:00.666	(3)	88.57	0.276	10:29:06.657

### P35 61 GT4S Academy Motorsport

### Aston Martin V8 Vantage GT4

IDEAL LAP TIME : 2:00.102 BEST LAP TIME : 2:00.618

DIFFERENCE : 0.516

D1: Ben HURST D2: Micah STANLEY

LAP	SECTOR 1	SECTOR 2	SECTOR 3	LAP TIME	MPH	DIFF	TIME OF DAY				
1 - D1	OUTLAP	83.7	54.048	89.2	51.518	114.7	2:40.884	66.43	40.266	09:35:57.903	
2 - D1	46.587	76.4	48.625	109.4		IN PIT	6:20.554	P	28.08	4:19.936	09:42:18.457
3 - D1	OUTLAP	106.6	46.914	116.3	45.558	121.5	2:19.975	76.35	19.357	09:44:38.432	
4 - D1	41.866	112.9	45.785	132.6	43.964	122.2	2:11.615	81.20	10.997	09:46:50.047	
5 - D1	42.990	110.5	45.709	134.7	42.537	122.9	2:11.236	81.44	10.618	09:49:01.283	
6 - D1	39.913	101.3	44.769	128.0	42.680	122.6	2:07.362	83.91	6.744	09:51:08.645	
7 - D1	38.693	117.3	43.508	133.9	41.315	122.6	2:03.516	86.53	2.898	09:53:12.161	
8 - D1	39.179	116.3	44.422	134.7		IN PIT	4:14.089	P	42.06	2:13.471	09:57:26.250
9 - D2	OUTLAP	115.7	44.258	133.4	42.267	121.3	2:13.046	80.33	12.428	09:59:39.296	
10 - D2	39.124	116.1	43.363	133.9	40.560	122.4	2:03.047	86.86	2.429	10:01:42.343	
11 - D2	38.306	117.5	42.981	134.7	40.349	120.4	2:01.636	87.86	1.018	10:03:43.979	
12 - D2	38.110	117.7	42.756	134.7	39.982	122.6	2:00.848	88.44	0.230	10:05:44.827	
13 - D2	39.174	117.7	42.975	<b>135.0</b>	<b>39.817</b>	123.1	2:01.966	87.63	1.348	10:07:46.793	
14 - D2	38.049	116.1	42.706	134.7	39.885	122.6	2:00.640	(2)	88.59	0.022	10:09:47.433
15 - D2	37.850	117.7	43.045	<b>135.0</b>	39.958	122.4	2:00.853	88.43	0.235	10:11:48.286	

Snetterton 300

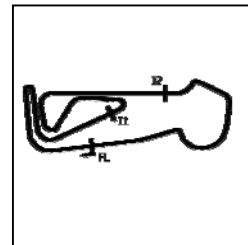
Circuit Length = 2.9689 miles

Start: 09:30 Flag 10:30 End: 10:33

Weather / Track : Cloudy / Dry

# British GT Championship

## FREE PRACTICE 1 - SECTOR ANALYSIS



SECTOR 1 = FL to I1, SECTOR 2 = I1 to I2, SECTOR 3 = I2 to FL, DIFF = Difference To Personal Best Lap, P = Crossed Finish Line in Pit Lane, D = Time Disallowed

16 - D2	37.608	<b>118.7</b>	43.875	134.2	IN PIT		7:05.844	<b>P</b>	25.09	5:05.226	10:18:54.130
17 - D2	OUTLAP	116.3	43.201	133.9	40.280	122.4	2:07.139		84.06	6.521	10:21:01.269
18 - D2	37.811	116.9	42.878	134.2	40.021	122.9	2:00.710	<b>(3)</b>	88.54	0.092	10:23:01.979
<b>19 - D2</b>	<b>37.590</b>	118.3	43.080	133.9	39.948	122.6	<b>2:00.618</b>	<b>(1)</b>	<b>88.61</b>		<b>10:25:02.597</b>
20 - D2	37.925	117.3	<b>42.695</b>	134.4	40.916	122.2	2:01.536		87.94	0.918	10:27:04.133
21 - D2	38.168	117.5	43.129	134.4	41.010	<b>123.3</b>	2:02.307		87.38	1.689	10:29:06.440

### P36 32 GT4PA Track Focused

KTM X-Bow GT4

IDEAL LAP TIME : 2:00.630

BEST LAP TIME : 2:01.431

DIFFERENCE : 0.801

D1: Mike MCCOLLUM

D2: Sean COOPER

LAP	SECTOR 1	SECTOR 2	SECTOR 3	LAP TIME	MPH	DIFF	TIME OF DAY			
1 - D1	OUTLAP	96.9	52.439	99.1	IN PIT		6:15.752 <b>P</b>	28.44	4:14.321	09:37:19.183
2 - D2	OUTLAP	111.4	47.643	120.0	45.321	118.9	2:22.493	75.00	21.062	09:39:41.676
3 - D2	42.767	112.9	46.236	126.8	44.006	118.9	2:13.009	80.35	11.578	09:41:54.685
4 - D2	41.343	114.7	44.761	127.0	43.147	119.8	2:09.251	82.69	7.820	09:44:03.936
5 - D2	39.834	116.1	43.979	131.5	42.252	119.1	2:06.065	84.78	4.634	09:46:10.001
6 - D2	39.879	115.7	43.849	131.0	41.718	118.9	2:05.446	85.20	4.015	09:48:15.447
7 - D2	38.934	115.5	43.991	<b>131.8</b>	40.834	120.0	2:03.759	86.36	2.328	09:50:19.206
8 - D2	38.441	116.3	43.293	131.5	40.474	119.6	2:02.208	<b>(2)</b>	0.777	09:52:21.414
9 - D2	38.861	116.1	43.363	131.5	IN PIT		5:10.477 <b>P</b>	34.42	3:09.046	09:57:31.891
10 - D2	OUTLAP	114.5	43.480	131.5	41.131	120.4	2:07.978	83.51	6.547	09:59:39.869
11 - D2	39.503	115.9	43.052	129.0	40.160	<b>121.5</b>	2:02.715	87.09	1.284	10:01:42.584
<b>12 - D2</b>	38.524	<b>116.7</b>	43.212	<b>131.8</b>	<b>39.695</b>	118.3	<b>2:01.431</b>	<b>(1)</b>	<b>88.01</b>	<b>10:03:44.015</b>
13 - D2	38.655	<b>116.7</b>	<b>42.867</b>	<b>131.8</b>	42.637	119.1	2:04.159	86.08	2.728	10:05:48.174
14 - D2	<b>38.068</b>	116.5	43.287	131.3	IN PIT		4:40.293 <b>P</b>	38.13	2:38.862	10:10:28.467
15 - D1	OUTLAP	112.0	45.002	130.0	41.476	117.5	2:09.737	82.38	8.306	10:12:38.204
16 - D1	38.265	114.7	43.391	129.5	40.690	117.9	2:02.346	<b>(3)</b>	0.915	10:14:40.550
17 - D1	38.582	112.9	43.667	129.5	40.480	118.1	2:02.729	87.08	1.298	10:16:43.279
18 - D1	39.602	112.9	43.426	129.3	40.792	118.3	2:03.820	86.31	2.389	10:18:47.099
19 - D1	38.889	112.4	44.072	129.5	42.156	118.5	2:05.117	85.42	3.686	10:20:52.216
20 - D1	39.194	113.5	43.894	129.3	IN PIT		3:45.587 <b>P</b>	47.37	1:44.156	10:24:37.803
21 - D1	OUTLAP	111.4	44.051	130.0	42.142	118.5	2:09.221	82.71	7.790	10:26:47.024
22 - D1	38.999	114.7	43.685	129.5	40.567	118.5	2:03.251	86.71	1.820	10:28:50.275
23 - D1	38.726	112.4	43.446	129.8	40.607	117.9	2:02.779	87.05	1.348	10:30:53.054

Weather / Track : Cloudy / Dry

Snetterton 300

Circuit Length = 2.9689 miles

Start: 09:30 Flag 10:30 End: 10:33

# British GT Championship

## FREE PRACTICE 1 - DRIVER STATISTICS

POS	NO	CL	PIC	TEAM / DRIVERS	CAR	LAPS	RACE TIME	%	BEST	ON	MPH
1	2	GT3PA	1	TF Sport Mark FARMER (GBR) Nicki THIM (DNK)	Aston Martin V8 Vantage GT3	28	<b>1:00:02.477</b>				
						18	39:01.166	64.99	1:51.497	25	95.85
						10	21:01.311	35.01	1:49.175	13	97.89
2	72	GT3PA	2	Barwell Motorsport Adam BALON (GBR) Phil KEEN (GBR)	Lamborghini Huracan GT3 EVO	22	<b>58:12.711</b>				
						16	34:31.257	59.30	1:50.907	18	96.36
						6	16:55.918	29.09	1:49.186	21	97.88
3	99	GT3PA	3	Beechdean AMR Andrew HOWARD (GBR) Marco SØRENSEN (DNK)	Aston Martin V8 Vantage GT3	28	<b>58:52.190</b>				
						9	17:24.531	29.57	1:53.780	22	93.93
						19	40:29.627	68.79	1:49.436	19	97.66
4	69	GT3PA	4	Barwell Motorsport Sam DE HAAN (GBR) Jonny COCKER (GBR)	Lamborghini Huracan GT3 EVO	25	<b>1:01:42.045</b>				
						18	38:07.713	61.80	1:50.794	22	96.46
						7	14:30.243	23.51	1:49.493	13	97.61
5	31	GT3PA	5	JRM Racing Rick PARFITT JNR (GBR) Seb MORRIS (GBR)	Bentley Continental GT3	15	<b>1:00:16.884</b>				
						4	5:42.931	9.48	1:51.527	14	95.83
						11	26:20.525	43.70	1:49.543	11	97.56
6	22	GT3PA	6	Balfe Motorsport Shaun BALFE (GBR) Rob BELL (GBR)	McLaren 720S GT3	22	<b>53:52.560</b>				
						13	24:51.031	46.13	1:49.591	22	97.52
						9	26:13.923	48.69	1:50.173	9	97.01
7	47	GT3PA	7	TF Sport Graham DAVIDSON (GBR) Jonny ADAM (GBR)	Aston Martin V8 Vantage GT3	23	<b>57:00.375</b>				
						12	22:40.040	39.76	1:49.697	22	97.43
						11	27:38.099	48.48	1:49.931	11	97.22
8	96	GT3S	1	Optimum Motorsport Oliver WILKINSON (GBR) Bradley ELLIS (GBR)	Aston Martin V8 Vantage GT3	30	<b>1:00:39.772</b>				
						19	40:46.957	67.23	1:50.888	19	96.38
						11	18:37.062	30.69	1:50.273	30	96.92
9	7	GT3S	2	Team Parker Racing Ryan RATCLIFFE (GBR) Glynn GEDDIE (GBR)	Bentley Continental GT3	18	<b>38:45.904</b>				
						10	19:13.065	49.57	1:50.497	16	96.72
						8	21:26.684	55.32	1:50.284	8	96.91
10	18	GT3PA	8	WPI Motorsport Michael IGOE (GBR) Adam WILCOX (GBR)	Lamborghini Huracan GT3 EVO	25	<b>57:22.857</b>				
						14	26:21.711	45.94	1:50.348	22	96.85
						11	26:28.241	46.13	1:51.273	11	96.05
11	8	GT3PA	9	Team ABBA Racing Richard NEARY (GBR) Adam CHRISTODOULOU (GBR)	Mercedes-AMG GT3	19	<b>47:00.973</b>				
						10	19:21.184	41.16	1:51.697	16	95.68
						9	23:31.508	50.04	1:50.355	9	96.85
12	3	GT3PA	10	Century Motorsport Dominic PAUL (GBR) Ben GREEN (GBR)	BMW M6 GT3	25	<b>1:00:38.624</b>				
						10	20:16.954	33.45	1:51.684	16	95.69
						15	31:14.747	51.52	1:50.708	22	96.54
13	9	GT3S	3	Century Motorsport Tom GAMBLE (GBR) Jack MITCHELL (GBR)	BMW M6 GT3	22	<b>58:59.425</b>				
						15	29:32.988	50.09	1:51.678	17	95.70
						7	18:23.499	31.18	1:54.526	6	93.32
14	88	GT4PA	1	GT Marques Chris CAR (GBR) Dino ZAMPARELLI (GBR)	Porsche 718 Cayman GT4 Clubsport	18	<b>55:54.632</b>				
						12	24:18.396	43.47	2:06.829	10	84.27
						6	18:12.949	32.58	1:58.478	6	90.21
15	66	GT4PA	2	Team Parker Racing Nick JONES (GBR) Scott MALVERN (GBR)	Mercedes-AMG GT4	19	<b>1:00:14.224</b>				
						8	14:13.481	23.61	1:59.796	19	89.21
						11	26:48.289	44.50	1:58.561	7	90.14
16	44	GT4PA	3	Invictus Games Racing Paul VICE (GBR) Matthew GEORGE (GBR)	Jaguar F-TYPE SVR GT4	20	<b>59:24.044</b>				
						9	21:55.327	36.91	2:05.403	9	85.22
						11	28:26.779	47.89	1:58.600	17	90.11
17	11	GT4PA	4	Beechdean AMR Kelvin FLETCHER (GBR) Martin PLOWMAN (GBR)	Aston Martin V8 Vantage GT4	16	<b>52:54.897</b>				
						7	18:00.064	34.02	1:59.146	8	89.70
						9	36:55.994	69.80	1:58.888	14	89.90
18	5	GT4S	1	Tolman Motorsport Jordan COLLARD (GBR) Lewis PROCTOR (GBR)	McLaren 570S GT4	23	<b>54:53.522</b>				
						12	25:37.568	46.68	1:58.893	22	89.89
						11	29:15.954	53.32	1:59.576	10	89.38
19	97	GT4S	2	TF Sport Ashley HAND (GBR) Tom CANNING (GBR)	Aston Martin V8 Vantage GT4	25	<b>1:00:56.250</b>				
						13	28:37.228	46.97	1:58.974	25	89.83
						12	32:19.022	53.03	1:59.650	16	89.32

Snetterton 300

Circuit Length = 2.9689 miles

Start: 09:30 Flag 10:30 End: 10:33

Weather / Track : Cloudy / Dry



# British GT Championship

## FREE PRACTICE 1 - DRIVER STATISTICS

POS	NO	CL	PIC	TEAM / DRIVERS	CAR	LAPS	RACE TIME	%	BEST	ON	MPH
20	15	GT4S	3	Multimatic Motorsports Europe Scott MAXWELL (CAN) Seb PRIAULX (GBR)	Ford Mustang GT4	20	<b>59:12.480</b>				
						14	26:23.996	44.59	1:58.996	19	89.81
						6	19:21.380	32.69	2:03.747	6	86.37
21	4	GT4S	4	Tolman Motorsport James DORLIN (GBR) Josh SMITH (GBR)	McLaren 570S GT4	25	<b>1:00:43.420</b>				
						12	31:24.574	51.73	1:59.008	14	89.80
						13	27:46.158	45.73	1:59.107	17	89.73
22	77	GT4PA	5	Fox Motorsport Mark MURFITT (GBR) Michael BROADHURST (GBR)	Mercedes-AMG GT4	23	<b>57:37.400</b>				
						14	26:20.284	45.71	1:59.687	19	89.30
						9	23:22.545	40.57	1:59.104	9	89.73
23	29	GT4PA	6	Steller Performance Richard WILLIAMS (GBR) Sennan FIELDING (GBR)	Audi R8 LMS GT4	22	<b>1:00:16.947</b>				
						0	3:36.370	5.98		0	
						22	44:26.309	73.72	1:59.174	11	89.68
24	23	GT4S	5	RACE Performance Sam SMELT (GBR) Árón TAYLOR-SMITH (ROI)	Ford Mustang GT4	25	<b>1:01:14.769</b>				
						11	29:11.806	47.67	2:01.772	11	87.77
						14	26:13.621	42.82	1:59.326	18	89.57
25	42	GT4S	6	Century Motorsport Mark KIMBER (GBR) Jacob MATHIASSEN (DNK)	BMW M4 GT4	20	<b>56:16.758</b>				
						12	30:58.170	55.03	1:59.859	19	89.17
						8	18:30.535	32.89	1:59.344	9	89.55
26	20	GT4PA	7	Balfe Motorsport Graham JOHNSON (GBR) Michael O'BRIEN (GBR)	McLaren 570S GT4	14	<b>30:53.565</b>				
						8	14:22.649	46.54	2:01.033	11	88.30
						6	16:30.916	53.46	1:59.380	4	89.52
27	95	GT4S	7	TF Sport Patrick KIBBLE (GBR) Josh PRICE (GBR)	Aston Martin V8 Vantage GT4	24	<b>1:00:45.457</b>				
						10	27:34.036	45.37	1:59.696	18	89.29
						14	29:49.976	49.10	1:59.464	24	89.46
28	57	GT4S	8	HHC Motorsport Dean MACDONALD (GBR) Callum POINTON (GBR)	McLaren 570S GT4	18	<b>43:14.170</b>				
						10	18:28.806	42.74	1:59.579	13	89.38
						8	20:31.680	47.48	2:01.045	4	88.29
29	75	GT4S	9	Optimum Motorsport Patrik MATTHIESEN (DNK) Mike ROBINSON (GBR)	Aston Martin V8 Vantage GT4	25	<b>58:30.565</b>				
						13	32:01.361	54.73	1:59.643	11	89.33
						12	24:12.162	41.37	1:59.586	24	89.37
30	35	GT4S	10	Optimum Motorsport Connor O'BRIEN (ROI) Jack BUTEL (GBR)	Aston Martin V8 Vantage GT4	26	<b>1:00:38.761</b>				
						14	32:05.373	52.91	1:59.697	25	89.29
						12	26:37.238	43.90	2:01.118	16	88.24
31	19	GT4PA	8	Multimatic Motorsports Europe Alistair MACKINNON (GBR) Ben DEVLIN (GBR)	Ford Mustang GT4	22	<b>1:00:11.733</b>				
						15	29:08.548	48.41	1:59.712	21	89.28
						7	22:52.942	38.01	2:12.591	7	80.60
32	62	GT4S	11	Academy Motorsport Alex TOTH-JONES (GBR) Will MOORE (GBR)	Aston Martin V8 Vantage GT4	15	<b>1:00:05.507</b>				
						5	12:17.493	20.45	2:01.625	13	87.87
						10	23:33.869	39.21	1:59.891	8	89.14
33	58	GT4S	12	HHC Motorsport Tom JACKSON (GBR) Luke WILLIAMS (GBR)	McLaren 570S GT4	19	<b>42:12.024</b>				
						11	20:19.074	48.15	1:59.986	18	89.07
						8	21:52.950	51.85	2:00.916	7	88.39
34	43	GT4S	13	Century Motorsport Andrew GORDON-COLEBROOKE (GBR) Angus FENDER (GBR)	BMW M4 GT4	23	<b>57:53.475</b>				
						16	39:09.390	67.64	2:00.394	19	88.77
						7	16:43.681	28.90	2:00.390	12	88.77
35	61	GT4S	14	Academy Motorsport Ben HURST (CAN) Micah STANLEY (MCO)	Aston Martin V8 Vantage GT4	21	<b>55:49.421</b>				
						7	20:13.754	36.24	2:03.516	7	86.53
						14	28:41.386	51.39	2:00.618	19	88.61
36	32	GT4PA	9	Track Focused Mike MCCOLLUM (GBR) Sean COOPER (GBR)	KTM X-Bow GT4	23	<b>59:49.623</b>				
						10	24:58.183	41.74	2:02.346	16	87.35
						13	30:00.164	50.15	2:01.431	12	88.01

Snetterton 300

Circuit Length = 2.9689 miles

Start: 09:30 Flag 10:30 End: 10:33

Weather / Track : Cloudy / Dry

# British GT Championship

## FREE PRACTICE 1 - PIT STOP ANALYSIS

<b>P1</b>	<b>2 GT3PA</b>	<b>TF Sport</b>	<b>Aston Martin V8 Vantage GT3</b>				
D1: Mark FARMER	Total Stint: 18 Laps - 39:01.166 (64.99%)		Best Lap: 1:51.497 On Lap 25 @ 95.85 mph				
D2: Nicki THIIM	Total Stint: 10 Laps - 21:01.311 (35.01%)		Best Lap: 1:49.175 On Lap 13 @ 97.89 mph				

STOP	IN TIME	DRIVER IN	STINT TIME	STOP TIME	TOTAL STOP TIME	OUT TIME	DRIVER OUT
1 -	09:39:31.990	Mark FARMER	9:24.092	3:06.391	3:06.391	09:42:38.381	Nicki THIIM
2 -	10:01:22.838	Nicki THIIM	18:44.457	2:16.854	5:23.245	10:03:39.692	Mark FARMER
-	Finish	Mark FARMER	26:30.683				

<b>P2</b>	<b>72 GT3PA</b>	<b>Barwell Motorsport</b>	<b>Lamborghini Huracan GT3 EVO</b>				
D1: Adam BALON	Total Stint: 16 Laps - 34:31.257 (59.3%)		Best Lap: 1:50.907 On Lap 18 @ 96.36 mph				
D2: Phil KEEN	Total Stint: 6 Laps - 16:55.918 (29.09%)		Best Lap: 1:49.186 On Lap 21 @ 97.88 mph				

STOP	IN TIME	DRIVER IN	STINT TIME	STOP TIME	TOTAL STOP TIME	OUT TIME	DRIVER OUT
1 -	09:32:32.204	Phil KEEN	2:18.694	1:44.466	1:44.466	09:34:16.670	Adam BALON
2 -	09:36:21.891	Adam BALON	2:05.221	1:11.592	2:56.058	09:37:33.483	Adam BALON
3 -	09:39:55.545	Adam BALON	2:15.557	1:18.014	4:14.072	09:41:13.559	Phil KEEN
4 -	09:43:16.219	Phil KEEN	2:02.660	1:16.605	5:30.677	09:44:32.824	Phil KEEN
5 -	09:46:44.946	Phil KEEN	2:12.122	1:15.458	6:46.135	09:48:00.404	Adam BALON
6 -	09:50:01.464	Adam BALON	2:01.060	1:10.022	7:56.157	09:51:11.486	Adam BALON
7 -	09:53:23.521	Adam BALON	2:05.654	1:09.004	9:05.161	09:54:32.525	Adam BALON
8 -	09:56:44.669	Adam BALON	2:05.632	1:15.612	10:20.773	09:58:00.281	Adam BALON
9 -	10:00:05.835	Adam BALON	2:05.554	2:11.090	12:31.863	10:02:16.925	Adam BALON
10 -	10:21:23.905	Adam BALON	19:06.980	1:27.585	13:59.448	10:22:51.490	Phil KEEN
11 -	10:30:14.008	Phil KEEN					

<b>P3</b>	<b>99 GT3PA</b>	<b>Beechdean AMR</b>	<b>Aston Martin V8 Vantage GT3</b>				
D1: Andrew HOWARD	Total Stint: 9 Laps - 17:24.531 (29.57%)		Best Lap: 1:53.780 On Lap 22 @ 93.93 mph				
D2: Marco SØRENSEN	Total Stint: 19 Laps - 40:29.627 (68.79%)		Best Lap: 1:49.436 On Lap 19 @ 97.66 mph				

STOP	IN TIME	DRIVER IN	STINT TIME	STOP TIME	TOTAL STOP TIME	OUT TIME	DRIVER OUT
1 -	10:01:53.222	Marco SØRENSEN	31:08.517	2:54.896	2:54.896	10:04:48.118	Marco SØRENSEN
2 -	10:12:15.890	Marco SØRENSEN	7:27.772	1:53.338	4:48.234	10:14:09.228	Andrew HOWARD
3 -	10:31:33.759	Andrew HOWARD					

<b>P4</b>	<b>69 GT3PA</b>	<b>Barwell Motorsport</b>	<b>Lamborghini Huracan GT3 EVO</b>				
D1: Sam DE HAAN	Total Stint: 18 Laps - 38:07.713 (61.8%)		Best Lap: 1:50.794 On Lap 22 @ 96.46 mph				
D2: Jonny COCKER	Total Stint: 7 Laps - 14:30.243 (23.51%)		Best Lap: 1:49.493 On Lap 13 @ 97.61 mph				

STOP	IN TIME	DRIVER IN	STINT TIME	STOP TIME	TOTAL STOP TIME	OUT TIME	DRIVER OUT
1 -	09:36:46.787	Sam DE HAAN	6:35.775	1:10.095	1:10.095	09:37:56.882	Sam DE HAAN
2 -	09:40:13.556	Sam DE HAAN	2:10.116	1:10.213	2:20.308	09:41:23.769	Sam DE HAAN
3 -	09:43:39.246	Sam DE HAAN	2:08.944	1:11.127	3:31.435	09:44:50.373	Sam DE HAAN
4 -	09:47:07.768	Sam DE HAAN	2:10.708	1:09.440	4:40.875	09:48:17.208	Sam DE HAAN
5 -	09:50:30.463	Sam DE HAAN	2:06.752	3:50.461	8:31.336	09:54:20.924	Sam DE HAAN
6 -	09:56:35.267	Sam DE HAAN	2:07.871	2:00.612	10:31.948	09:58:35.879	Jonny COCKER
7 -	10:11:43.521	Jonny COCKER	13:07.642	1:22.601	11:54.549	10:13:06.122	Sam DE HAAN
-	Finish	Sam DE HAAN	18:46.935				

<b>P5</b>	<b>31 GT3PA</b>	<b>JRM Racing</b>	<b>Bentley Continental GT3</b>				
D1: Rick PARFITT JNR	Total Stint: 4 Laps - 5:42.931 (9.48%)		Best Lap: 1:51.527 On Lap 14 @ 95.83 mph				
D2: Seb MORRIS	Total Stint: 11 Laps - 26:20.525 (43.7%)		Best Lap: 1:49.543 On Lap 11 @ 97.56 mph				

STOP	IN TIME	DRIVER IN	STINT TIME	STOP TIME	TOTAL STOP TIME	OUT TIME	DRIVER OUT
1 -	09:34:50.124	Seb MORRIS	4:18.972	17:43.416	17:43.416	09:52:33.540	Seb MORRIS
2 -	09:58:18.629	Seb MORRIS	5:45.089	5:02.622	22:46.038	10:03:21.251	Seb MORRIS
3 -	10:08:56.559	Seb MORRIS	5:35.308	5:27.390	28:13.428	10:14:23.949	Seb MORRIS
4 -	10:21:54.015	Seb MORRIS	7:30.066	3:11.090	31:24.518	10:25:05.105	Rick PARFITT JNR
-	Finish	Rick PARFITT JNR	5:42.931				

<b>P6</b>	<b>22 GT3PA</b>	<b>Balfe Motorsport</b>	<b>McLaren 720S GT3</b>				
D1: Shaun BALFE	Total Stint: 13 Laps - 24:51.031 (46.13%)		Best Lap: 1:49.591 On Lap 22 @ 97.52 mph				
D2: Rob BELL	Total Stint: 9 Laps - 26:13.923 (48.69%)		Best Lap: 1:50.173 On Lap 9 @ 97.01 mph				

STOP	IN TIME	DRIVER IN	STINT TIME	STOP TIME	TOTAL STOP TIME	OUT TIME	DRIVER OUT
1 -	09:44:45.720	Rob BELL	14:24.407	4:57.325	4:57.325	09:49:43.045	Rob BELL
2 -	09:55:27.340	Rob BELL	5:44.295	6:05.221	11:02.546	10:01:32.561	Shaun BALFE

Weather / Track : Cloudy / Dry

Snetterton 300  
Circuit Length = 2.9689 miles  
Start: 09:30 Flag 10:30 End: 10:33

# British GT Championship

## FREE PRACTICE 1 - PIT STOP ANALYSIS

3 - 10:26:23.592 Shaun BALFE

<b>P7 47 GT3PA TF Sport</b>		<b>Aston Martin V8 Vantage GT3</b>					
D1: Graham DAVIDSON		Total Stint: 12 Laps - 22:40.040 (39.76%)			Best Lap: 1:49.697 On Lap 22 @ 97.43 mph		
D2: Jonny ADAM		Total Stint: 11 Laps - 27:38.099 (48.48%)			Best Lap: 1:49.931 On Lap 11 @ 97.22 mph		
STOP	IN TIME	DRIVER IN	STINT TIME	STOP TIME	TOTAL STOP TIME	OUT TIME	DRIVER OUT
1 -	09:39:58.498	Jonny ADAM	9:35.580	2:37.132	2:37.132	09:42:35.630	Jonny ADAM
2 -	09:49:31.222	Jonny ADAM	6:55.592	3:32.307	6:09.439	09:53:03.529	Jonny ADAM
3 -	09:55:14.123	Jonny ADAM	2:10.594	1:20.144	7:29.583	09:56:34.267	Jonny ADAM
4 -	10:04:06.364	Jonny ADAM	7:32.097	1:24.236	8:53.819	10:05:30.600	Graham DAVIDSON
5 -	10:26:12.247	Graham DAVIDSON	20:41.647	1:11.046	10:04.865	10:27:23.293	Graham DAVIDSON
6 -	10:29:21.686	Graham DAVIDSON					

<b>P8 96 GT3S Optimum Motorsport</b>		<b>Aston Martin V8 Vantage GT3</b>					
D1: Oliver WILKINSON		Total Stint: 19 Laps - 40:46.957 (67.23%)			Best Lap: 1:50.888 On Lap 19 @ 96.38 mph		
D2: Bradley ELLIS		Total Stint: 11 Laps - 18:37.062 (30.69%)			Best Lap: 1:50.273 On Lap 30 @ 96.92 mph		
STOP	IN TIME	DRIVER IN	STINT TIME	STOP TIME	TOTAL STOP TIME	OUT TIME	DRIVER OUT
1 -	09:38:54.764	Oliver WILKINSON	8:37.736	1:15.753	1:15.753	09:40:10.517	Oliver WILKINSON
2 -	10:10:57.961	Oliver WILKINSON	30:47.444	1:21.777	2:37.530	10:12:19.738	Bradley ELLIS
-	Finish	Bradley ELLIS	18:37.062				

<b>P9 7 GT3S Team Parker Racing</b>		<b>Bentley Continental GT3</b>					
D1: Ryan RATCLIFFE		Total Stint: 10 Laps - 19:13.065 (49.57%)			Best Lap: 1:50.497 On Lap 16 @ 96.72 mph		
D2: Glynn GEDDIE		Total Stint: 8 Laps - 21:26.684 (55.32%)			Best Lap: 1:50.284 On Lap 8 @ 96.91 mph		
STOP	IN TIME	DRIVER IN	STINT TIME	STOP TIME	TOTAL STOP TIME	OUT TIME	DRIVER OUT
1 -	10:06:55.674	Glynn GEDDIE	17:09.439	4:17.245	4:17.245	10:11:12.919	Ryan RATCLIFFE
2 -	10:30:25.984	Ryan RATCLIFFE					

<b>P10 18 GT3PA WPI Motorsport</b>		<b>Lamborghini Huracan GT3 EVO</b>					
D1: Michael IGOE		Total Stint: 14 Laps - 26:21.711 (45.94%)			Best Lap: 1:50.348 On Lap 22 @ 96.85 mph		
D2: Adam WILCOX		Total Stint: 11 Laps - 26:28.241 (46.13%)			Best Lap: 1:51.273 On Lap 11 @ 96.05 mph		
STOP	IN TIME	DRIVER IN	STINT TIME	STOP TIME	TOTAL STOP TIME	OUT TIME	DRIVER OUT
1 -	09:41:18.085	Adam WILCOX	10:49.187	4:51.664	4:51.664	09:46:09.749	Adam WILCOX
2 -	09:59:44.450	Adam WILCOX	13:34.701	2:04.353	6:56.017	10:01:48.803	Michael IGOE
3 -	10:15:09.517	Michael IGOE	13:20.714	1:31.174	8:27.191	10:16:40.691	Michael IGOE
4 -	10:29:41.688	Michael IGOE					

<b>P11 8 GT3PA Team ABBA Racing</b>		<b>Mercedes-AMG GT3</b>					
D1: Richard NEARY		Total Stint: 10 Laps - 19:21.184 (41.16%)			Best Lap: 1:51.697 On Lap 16 @ 95.68 mph		
D2: Adam CHRISTODOULOU		Total Stint: 9 Laps - 23:31.508 (50.04%)			Best Lap: 1:50.355 On Lap 9 @ 96.85 mph		
STOP	IN TIME	DRIVER IN	STINT TIME	STOP TIME	TOTAL STOP TIME	OUT TIME	DRIVER OUT
1 -	09:39:19.785	Adam CHRISTODOULOU	2:27.550	39.255	39.255	09:39:59.040	Adam CHRISTODOULOU
2 -	09:48:45.865	Adam CHRISTODOULOU	8:46.825	3:37.025	4:16.280	09:52:22.890	Adam CHRISTODOULOU
3 -	10:02:06.324	Adam CHRISTODOULOU	9:43.434	2:33.699	6:49.979	10:04:40.023	Richard NEARY
4 -	10:21:58.332	Richard NEARY	17:18.309	1:54.876	8:44.855	10:23:53.208	Richard NEARY
5 -	10:25:56.083	Richard NEARY					

<b>P12 3 GT3PA Century Motorsport</b>		<b>BMW M6 GT3</b>					
D1: Dominic PAUL		Total Stint: 10 Laps - 20:16.954 (33.45%)			Best Lap: 1:51.684 On Lap 16 @ 95.69 mph		
D2: Ben GREEN		Total Stint: 15 Laps - 31:14.747 (51.52%)			Best Lap: 1:50.708 On Lap 22 @ 96.54 mph		
STOP	IN TIME	DRIVER IN	STINT TIME	STOP TIME	TOTAL STOP TIME	OUT TIME	DRIVER OUT
1 -	09:32:40.243	Ben GREEN	2:30.534	4:10.121	4:10.121	09:36:50.364	Ben GREEN
2 -	09:39:13.447	Ben GREEN	2:16.557	1:27.596	5:37.717	09:40:41.043	Ben GREEN
3 -	09:42:53.606	Ben GREEN	2:06.065	1:55.912	7:33.629	09:44:49.518	Ben GREEN
4 -	09:56:42.569	Ben GREEN	11:46.656	1:19.572	8:53.201	09:58:02.141	Dominic PAUL
5 -	10:13:17.366	Dominic PAUL	15:15.225	1:13.875	10:07.076	10:14:31.241	Dominic PAUL
6 -	10:18:19.262	Dominic PAUL	3:48.021	1:13.708	11:20.784	10:19:32.970	Ben GREEN
-	Finish	Ben GREEN	11:15.363				

Weather / Track : Cloudy / Dry

Snetterton 300  
Circuit Length = 2.9689 miles  
Start: 09:30 Flag 10:30 End: 10:33

# British GT Championship

## FREE PRACTICE 1 - PIT STOP ANALYSIS

<b>P13</b>	<b>9 GT3S</b>	<b>Century Motorsport</b>	<b>BMW M6 GT3</b>
D1: Tom GAMBLE	Total Stint: 15 Laps - 29:32.988 (50.09%)		Best Lap: 1:51.678 On Lap 17 @ 95.70 mph
D2: Jack MITCHELL	Total Stint: 7 Laps - 18:23.499 (31.18%)		Best Lap: 1:54.526 On Lap 6 @ 93.32 mph

STOP	IN TIME	DRIVER IN	STINT TIME	STOP TIME	TOTAL STOP TIME	OUT TIME	DRIVER OUT
1 -	09:32:29.987	Jack MITCHELL	2:24.607	6:41.685	6:41.685	09:39:11.672	Jack MITCHELL
2 -	09:41:20.048	Jack MITCHELL	2:08.376	1:12.022	7:53.707	09:42:32.070	Jack MITCHELL
3 -	09:44:39.706	Jack MITCHELL	2:07.636	2:00.250	9:53.957	09:46:39.956	Jack MITCHELL
4 -	09:56:21.432	Jack MITCHELL	9:41.476	2:01.404	11:55.361	09:58:22.836	Tom GAMBLE
5 -	10:19:18.419	Tom GAMBLE	20:55.583	1:25.424	13:20.785	10:20:43.843	Tom GAMBLE
6 -	10:22:42.697	Tom GAMBLE	1:58.854	1:13.358	14:34.143	10:23:56.055	Tom GAMBLE
7 -	10:25:53.381	Tom GAMBLE	1:57.326	1:13.177	15:47.320	10:27:06.558	Tom GAMBLE
8 -	10:31:47.783	Tom GAMBLE					

<b>P14</b>	<b>88 GT4PA</b>	<b>GT Marques</b>	<b>Porsche 718 Cayman GT4 Clubsport</b>
D1: Chris CAR	Total Stint: 12 Laps - 24:18.396 (43.47%)		Best Lap: 2:06.829 On Lap 10 @ 84.27 mph
D2: Dino ZAMPARELLI	Total Stint: 6 Laps - 18:12.949 (32.58%)		Best Lap: 1:58.478 On Lap 6 @ 90.21 mph

STOP	IN TIME	DRIVER IN	STINT TIME	STOP TIME	TOTAL STOP TIME	OUT TIME	DRIVER OUT
1 -	09:36:45.964	Dino ZAMPARELLI	2:34.788	11:52.503	11:52.503	09:48:38.467	Dino ZAMPARELLI
2 -	10:00:56.361	Dino ZAMPARELLI	12:17.894	3:20.267	15:12.770	10:04:16.628	Chris CAR
3 -	10:17:33.936	Chris CAR	13:17.308	1:30.784	16:43.554	10:19:04.720	Chris CAR
-	Finish	Chris CAR	11:01.088				

<b>P15</b>	<b>66 GT4PA</b>	<b>Team Parker Racing</b>	<b>Mercedes-AMG GT4</b>
D1: Nick JONES	Total Stint: 8 Laps - 14:13.481 (23.61%)		Best Lap: 1:59.796 On Lap 19 @ 89.21 mph
D2: Scott MALVERN	Total Stint: 11 Laps - 26:48.289 (44.5%)		Best Lap: 1:58.561 On Lap 7 @ 90.14 mph

STOP	IN TIME	DRIVER IN	STINT TIME	STOP TIME	TOTAL STOP TIME	OUT TIME	DRIVER OUT
1 -	09:33:25.429	Scott MALVERN	2:24.723	1:27.159	1:27.159	09:34:52.588	Scott MALVERN
2 -	09:37:12.924	Scott MALVERN	2:20.336	1:15.163	2:42.322	09:38:28.087	Scott MALVERN
3 -	09:40:38.672	Scott MALVERN	2:10.585	39.634	3:21.956	09:41:18.306	Scott MALVERN
4 -	09:45:35.558	Scott MALVERN	4:17.252	12:06.424	15:28.380	09:57:41.982	Scott MALVERN
5 -	10:05:47.520	Scott MALVERN	8:05.538	3:44.074	19:12.454	10:09:31.594	Scott MALVERN
6 -	10:15:29.087	Scott MALVERN	5:57.493	1:32.362	20:44.816	10:17:01.449	Nick JONES
-	Finish	Nick JONES	14:13.481				

<b>P16</b>	<b>44 GT4PA</b>	<b>Invictus Games Racing</b>	<b>Jaguar F-TYPE SVR GT4</b>
D1: Paul VICE	Total Stint: 9 Laps - 21:55.327 (36.91%)		Best Lap: 2:05.403 On Lap 9 @ 85.22 mph
D2: Matthew GEORGE	Total Stint: 11 Laps - 28:26.779 (47.89%)		Best Lap: 1:58.600 On Lap 17 @ 90.11 mph

STOP	IN TIME	DRIVER IN	STINT TIME	STOP TIME	TOTAL STOP TIME	OUT TIME	DRIVER OUT
1 -	09:33:14.025	Matthew GEORGE	2:27.403	2:18.549	2:18.549	09:35:32.574	Matthew GEORGE
2 -	09:40:03.242	Matthew GEORGE	4:30.668	6:43.389	9:01.938	09:46:46.631	Matthew GEORGE
3 -	09:53:00.885	Matthew GEORGE	6:14.254	5:08.719	14:10.657	09:58:09.604	Paul VICE
4 -	10:17:31.274	Paul VICE	19:21.670	2:33.657	16:44.314	10:20:04.931	Matthew GEORGE
-	Finish	Matthew GEORGE	10:05.735				

<b>P17</b>	<b>11 GT4PA</b>	<b>Beechdean AMR</b>	<b>Aston Martin V8 Vantage GT4</b>
D1: Kelvin FLETCHER	Total Stint: 7 Laps - 18:00.064 (34.02%)		Best Lap: 1:59.146 On Lap 8 @ 89.70 mph
D2: Martin PLOWMAN	Total Stint: 9 Laps - 36:55.994 (69.8%)		Best Lap: 1:58.888 On Lap 14 @ 89.90 mph

STOP	IN TIME	DRIVER IN	STINT TIME	STOP TIME	TOTAL STOP TIME	OUT TIME	DRIVER OUT
1 -	09:38:34.495	Martin PLOWMAN	7:41.643	15:06.523	15:06.523	09:53:41.018	Kelvin FLETCHER
2 -	10:08:13.785	Kelvin FLETCHER	14:32.767	3:27.297	18:33.820	10:11:41.082	Martin PLOWMAN
3 -	10:25:48.910	Martin PLOWMAN					

<b>P18</b>	<b>5 GT4S</b>	<b>Tolman Motorsport</b>	<b>McLaren 570S GT4</b>
D1: Jordan COLLARD	Total Stint: 12 Laps - 25:37.568 (46.68%)		Best Lap: 1:58.893 On Lap 22 @ 89.89 mph
D2: Lewis PROCTOR	Total Stint: 11 Laps - 29:15.954 (53.32%)		Best Lap: 1:59.576 On Lap 10 @ 89.38 mph

STOP	IN TIME	DRIVER IN	STINT TIME	STOP TIME	TOTAL STOP TIME	OUT TIME	DRIVER OUT
1 -	09:37:56.226	Lewis PROCTOR	2:21.538	1:21.548	1:21.548	09:39:17.774	Jordan COLLARD
2 -	09:41:37.443	Jordan COLLARD	2:19.669	1:31.178	2:52.726	09:43:08.621	Lewis PROCTOR
3 -	09:45:27.493	Lewis PROCTOR	2:18.872	1:22.846	4:15.572	09:46:50.339	Jordan COLLARD
4 -	09:49:09.181	Jordan COLLARD	2:18.842	1:26.251	5:41.823	09:50:35.432	Lewis PROCTOR

Weather / Track : Cloudy / Dry

Snetterton 300  
Circuit Length = 2.9689 miles  
Start: 09:30 Flag 10:30 End: 10:33

# British GT Championship

## FREE PRACTICE 1 - PIT STOP ANALYSIS

5- 10:10:59.853 Lewis PROCTOR 20:24.421 1:26.729 7:08.552 10:12:26.582 Jordan COLLARD  
 - Finish Jordan COLLARD 18:01.628

<b>P19 97 GT4S</b>		<b>TF Sport</b>		<b>Aston Martin V8 Vantage GT4</b>					
D1: Ashley HAND		Total Stint: 13 Laps - 28:37.228 (46.97%)		Best Lap: 1:58.974 On Lap 25 @ 89.83 mph					
D2: Tom CANNING		Total Stint: 12 Laps - 32:19.022 (53.03%)		Best Lap: 1:59.650 On Lap 16 @ 89.32 mph					
STOP	IN TIME	DRIVER IN	STINT TIME	STOP TIME	TOTAL STOP TIME	OUT TIME	DRIVER OUT		
1 -	09:46:07.057	Tom CANNING	15:18.077	2:41.029	2:41.029	09:48:48.086	Ashley HAND		
2 -	10:03:46.935	Ashley HAND	14:58.849	3:26.308	6:07.337	10:07:13.243	Tom CANNING		
3 -	10:19:22.889	Tom CANNING	12:09.646	2:10.270	8:17.607	10:21:33.159	Ashley HAND		
-	Finish	Ashley HAND	10:12.071						

<b>P20 15 GT4S</b>		<b>Multimatic Motorsports Europe</b>		<b>Ford Mustang GT4</b>					
D1: Scott MAXWELL		Total Stint: 14 Laps - 26:23.996 (44.59%)		Best Lap: 1:58.996 On Lap 19 @ 89.81 mph					
D2: Seb PRIAULX		Total Stint: 6 Laps - 19:21.380 (32.69%)		Best Lap: 2:03.747 On Lap 6 @ 86.37 mph					
STOP	IN TIME	DRIVER IN	STINT TIME	STOP TIME	TOTAL STOP TIME	OUT TIME	DRIVER OUT		
1 -	09:40:12.452	Seb PRIAULX	9:17.175	4:34.619	4:34.619	09:44:47.071	Seb PRIAULX		
2 -	09:51:08.400	Seb PRIAULX	6:21.329	3:42.876	8:17.495	09:54:51.276	Scott MAXWELL		
3 -	10:01:07.143	Scott MAXWELL	6:15.867	2:22.450	10:39.945	10:03:29.593	Scott MAXWELL		
4 -	10:13:33.370	Scott MAXWELL	10:03.777	3:24.943	14:04.888	10:16:58.313	Scott MAXWELL		
5 -	10:21:01.281	Scott MAXWELL	4:02.968	3:05.092	17:09.980	10:24:06.373	Scott MAXWELL		
-	Finish	Scott MAXWELL	6:01.384						

<b>P21 4 GT4S</b>		<b>Tolman Motorsport</b>		<b>McLaren 570S GT4</b>					
D1: James DORLIN		Total Stint: 12 Laps - 31:24.574 (51.73%)		Best Lap: 1:59.008 On Lap 14 @ 89.80 mph					
D2: Josh SMITH		Total Stint: 13 Laps - 27:46.158 (45.73%)		Best Lap: 1:59.107 On Lap 17 @ 89.73 mph					
STOP	IN TIME	DRIVER IN	STINT TIME	STOP TIME	TOTAL STOP TIME	OUT TIME	DRIVER OUT		
1 -	09:33:07.614	James DORLIN	2:24.240	1:26.307	1:26.307	09:34:33.921	Josh SMITH		
2 -	09:36:53.864	Josh SMITH	2:19.943	1:31.067	2:57.374	09:38:24.931	James DORLIN		
3 -	09:40:36.568	James DORLIN	2:11.637	1:29.605	4:26.979	09:42:06.173	Josh SMITH		
4 -	09:44:27.037	Josh SMITH	2:20.864	1:27.553	5:54.532	09:45:54.590	James DORLIN		
5 -	09:48:06.825	James DORLIN	2:12.235	1:32.688	7:27.220	09:49:39.513	James DORLIN		
6 -	10:09:53.650	James DORLIN	20:14.137	1:26.413	8:53.633	10:11:20.063	Josh SMITH		
-	Finish	Josh SMITH	20:06.731						

<b>P22 77 GT4PA</b>		<b>Fox Motorsport</b>		<b>Mercedes-AMG GT4</b>					
D1: Mark MURFITT		Total Stint: 14 Laps - 26:20.284 (45.71%)		Best Lap: 1:59.687 On Lap 19 @ 89.30 mph					
D2: Michael BROADHURST		Total Stint: 9 Laps - 23:22.545 (40.57%)		Best Lap: 1:59.104 On Lap 9 @ 89.73 mph					
STOP	IN TIME	DRIVER IN	STINT TIME	STOP TIME	TOTAL STOP TIME	OUT TIME	DRIVER OUT		
1 -	09:43:44.050	Michael BROADHURST	11:05.655	7:54.571	7:54.571	09:51:38.621	Michael BROADHURST		
2 -	10:01:59.786	Michael BROADHURST	10:21.165	1:55.725	9:50.296	10:03:55.511	Mark MURFITT		
-	Finish	Mark MURFITT	26:20.284						

<b>P23 29 GT4PA</b>		<b>Steller Performance</b>		<b>Audi R8 LMS GT4</b>					
D1: Richard WILLIAMS		Total Stint: 0 Laps - 3:36.370 (5.98%)		Best Lap: 1:59.174 On Lap 11 @ 89.68 mph					
D2: Sennan FIELDING		Total Stint: 22 Laps - 44:26.309 (73.72%)							
STOP	IN TIME	DRIVER IN	STINT TIME	STOP TIME	TOTAL STOP TIME	OUT TIME	DRIVER OUT		
1 -	09:33:33.150	Richard WILLIAMS	2:27.256	1:09.114	1:09.114	09:34:42.264	Sennan FIELDING		
2 -	09:41:28.044	Sennan FIELDING	6:45.780	3:49.493	4:58.607	09:45:17.537	Sennan FIELDING		
3 -	09:52:15.021	Sennan FIELDING	6:57.484	4:00.229	8:58.836	09:56:15.250	Sennan FIELDING		
4 -	10:00:31.514	Sennan FIELDING	4:16.264	2:01.396	11:00.232	10:02:32.910	Sennan FIELDING		
5 -	10:08:36.814	Sennan FIELDING	6:03.904	2:23.150	13:23.382	10:10:59.964	Sennan FIELDING		
-	Finish	Sennan FIELDING	20:22.877						

<b>P24 23 GT4S</b>		<b>RACE Performance</b>		<b>Ford Mustang GT4</b>					
D1: Sam SMELT		Total Stint: 11 Laps - 29:11.806 (47.67%)		Best Lap: 2:01.772 On Lap 11 @ 87.77 mph					
D2: Áron TAYLOR-SMITH		Total Stint: 14 Laps - 26:13.621 (42.82%)		Best Lap: 1:59.326 On Lap 18 @ 89.57 mph					
STOP	IN TIME	DRIVER IN	STINT TIME	STOP TIME	TOTAL STOP TIME	OUT TIME	DRIVER OUT		
1 -	09:38:00.231	Sam SMELT	7:23.342	3:11.137	3:11.137	09:41:11.368	Sam SMELT		
2 -	09:45:37.996	Sam SMELT	4:26.628	2:38.205	5:49.342	09:48:16.201	Sam SMELT		
3 -	10:02:51.390	Sam SMELT	14:35.189	2:46.647	8:35.989	10:05:38.037	Áron TAYLOR-SMITH		
-	Finish	Áron TAYLOR-SMITH	26:13.621						

Weather / Track : Cloudy / Dry

Snetterton 300  
 Circuit Length = 2.9689 miles  
 Start: 09:30 Flag 10:30 End: 10:33

# British GT Championship

## FREE PRACTICE 1 - PIT STOP ANALYSIS

<b>P25</b>	<b>42 GT4S</b>	<b>Century Motorsport</b>	<b>BMW M4 GT4</b>
D1: Mark KIMBER	Total Stint: 12 Laps - 30:58.170 (55.03%)		Best Lap: 1:59.859 On Lap 19 @ 89.17 mph
D2: Jacob MATHIASSEN	Total Stint: 8 Laps - 18:30.535 (32.89%)		Best Lap: 1:59.344 On Lap 9 @ 89.55 mph

STOP	IN TIME	DRIVER IN	STINT TIME	STOP TIME	TOTAL STOP TIME	OUT TIME	DRIVER OUT
1 -	09:34:11.378	Mark KIMBER	2:37.023	2:06.971	2:06.971	09:36:18.349	Mark KIMBER
2 -	09:38:41.698	Mark KIMBER	2:23.349	2:30.747	4:37.718	09:41:12.445	Mark KIMBER
3 -	09:47:57.638	Mark KIMBER	6:45.193	2:52.079	7:29.797	09:50:49.717	Jacob MATHIASSEN
4 -	10:05:05.589	Jacob MATHIASSEN	14:15.872	2:05.817	9:35.614	10:07:11.406	Jacob MATHIASSEN
5 -	10:09:16.110	Jacob MATHIASSEN	2:04.704	2:09.959	11:45.573	10:11:26.069	Mark KIMBER
6 -	10:25:41.084	Mark KIMBER	14:15.015	2:10.029	13:55.602	10:27:51.113	Mark KIMBER
7 -	10:29:56.624	Mark KIMBER					

<b>P26</b>	<b>20 GT4PA</b>	<b>Balfe Motorsport</b>	<b>McLaren 570S GT4</b>
D1: Graham JOHNSON	Total Stint: 8 Laps - 14:22.649 (46.54%)		Best Lap: 2:01.033 On Lap 11 @ 88.30 mph
D2: Michael O'BRIEN	Total Stint: 6 Laps - 16:30.916 (53.46%)		Best Lap: 1:59.380 On Lap 4 @ 89.52 mph

STOP	IN TIME	DRIVER IN	STINT TIME	STOP TIME	TOTAL STOP TIME	OUT TIME	DRIVER OUT
1 -	10:15:00.145	Michael O'BRIEN	14:21.381	2:09.535	2:09.535	10:17:09.680	Graham JOHNSON
-	Finish	Graham JOHNSON	14:22.649				

<b>P27</b>	<b>95 GT4S</b>	<b>TF Sport</b>	<b>Aston Martin V8 Vantage GT4</b>
D1: Patrick KIBBLE	Total Stint: 10 Laps - 27:34.036 (45.37%)		Best Lap: 1:59.696 On Lap 18 @ 89.29 mph
D2: Josh PRICE	Total Stint: 14 Laps - 29:49.976 (49.1%)		Best Lap: 1:59.464 On Lap 24 @ 89.46 mph

STOP	IN TIME	DRIVER IN	STINT TIME	STOP TIME	TOTAL STOP TIME	OUT TIME	DRIVER OUT
1 -	09:45:46.986	Patrick KIBBLE	15:20.312	2:04.493	2:04.493	09:47:51.479	Josh PRICE
2 -	09:58:14.822	Josh PRICE	10:23.343	3:21.445	5:25.938	10:01:36.267	Josh PRICE
3 -	10:09:50.776	Josh PRICE	8:14.509	3:00.231	8:26.169	10:12:51.007	Patrick KIBBLE
4 -	10:20:57.505	Patrick KIBBLE	8:06.498	2:02.733	10:28.902	10:23:00.238	Josh PRICE
-	Finish	Josh PRICE	8:11.893				

<b>P28</b>	<b>57 GT4S</b>	<b>HHC Motorsport</b>	<b>McLaren 570S GT4</b>
D1: Dean MACDONALD	Total Stint: 10 Laps - 18:28.806 (42.74%)		Best Lap: 1:59.579 On Lap 13 @ 89.38 mph
D2: Callum POINTON	Total Stint: 8 Laps - 20:31.680 (47.48%)		Best Lap: 2:01.045 On Lap 4 @ 88.29 mph

STOP	IN TIME	DRIVER IN	STINT TIME	STOP TIME	TOTAL STOP TIME	OUT TIME	DRIVER OUT
1 -	10:00:22.857	Callum POINTON	12:26.851	2:24.449	2:24.449	10:02:47.306	Callum POINTON
2 -	10:08:55.787	Callum POINTON	6:08.481	1:56.348	4:20.797	10:10:52.135	Dean MACDONALD
3 -	10:21:12.400	Dean MACDONALD	10:20.265	1:49.235	6:10.032	10:23:01.635	Dean MACDONALD
-	Finish	Dean MACDONALD	8:08.541				

<b>P29</b>	<b>75 GT4S</b>	<b>Optimum Motorsport</b>	<b>Aston Martin V8 Vantage GT4</b>
D1: Patrik MATTHIESEN	Total Stint: 13 Laps - 32:01.361 (54.73%)		Best Lap: 1:59.643 On Lap 11 @ 89.33 mph
D2: Mike ROBINSON	Total Stint: 12 Laps - 24:12.162 (41.37%)		Best Lap: 1:59.586 On Lap 24 @ 89.37 mph

STOP	IN TIME	DRIVER IN	STINT TIME	STOP TIME	TOTAL STOP TIME	OUT TIME	DRIVER OUT
1 -	09:46:40.677	Patrik MATTHIESEN	15:49.801	2:20.204	2:20.204	09:49:00.881	Patrik MATTHIESEN
2 -	10:03:13.934	Patrik MATTHIESEN	14:13.053	1:58.507	4:18.711	10:05:12.441	Mike ROBINSON
3 -	10:15:20.849	Mike ROBINSON	10:08.408	1:56.732	6:15.443	10:17:17.581	Mike ROBINSON
4 -	10:31:21.335	Mike ROBINSON					

<b>P30</b>	<b>35 GT4S</b>	<b>Optimum Motorsport</b>	<b>Aston Martin V8 Vantage GT4</b>
D1: Connor O'BRIEN	Total Stint: 14 Laps - 32:05.373 (52.91%)		Best Lap: 1:59.697 On Lap 25 @ 89.29 mph
D2: Jack BUTEL	Total Stint: 12 Laps - 26:37.238 (43.9%)		Best Lap: 2:01.118 On Lap 16 @ 88.24 mph

STOP	IN TIME	DRIVER IN	STINT TIME	STOP TIME	TOTAL STOP TIME	OUT TIME	DRIVER OUT
1 -	09:44:48.946	Connor O'BRIEN	13:49.733	1:56.291	1:56.291	09:46:45.237	Jack BUTEL
2 -	10:11:29.739	Jack BUTEL	24:44.502	1:52.736	3:49.027	10:13:22.475	Connor O'BRIEN
3 -	10:19:34.530	Connor O'BRIEN	6:12.055	1:56.150	5:45.177	10:21:30.680	Connor O'BRIEN
-	Finish	Connor O'BRIEN	10:07.294				

<b>P31</b>	<b>19 GT4PA</b>	<b>Multimatic Motorsports Europe</b>	<b>Ford Mustang GT4</b>
D1: Alistair MACKINNON	Total Stint: 15 Laps - 29:08.548 (48.41%)		Best Lap: 1:59.712 On Lap 21 @ 89.28 mph
D2: Ben DEVLIN	Total Stint: 7 Laps - 22:52.942 (38.01%)		Best Lap: 2:12.591 On Lap 7 @ 80.60 mph

STOP	IN TIME	DRIVER IN	STINT TIME	STOP TIME	TOTAL STOP TIME	OUT TIME	DRIVER OUT
1 -	09:40:10.683	Ben DEVLIN	9:29.034	2:39.072	2:39.072	09:42:49.755	Ben DEVLIN
2 -	09:51:53.257	Ben DEVLIN	9:03.502	4:20.406	6:59.478	09:56:13.663	Alistair MACKINNON

Weather / Track : Cloudy / Dry

Snetterton 300  
Circuit Length = 2.9689 miles  
Start: 09:30 Flag 10:30 End: 10:33



# British GT Championship

## FREE PRACTICE 1 - PIT STOP ANALYSIS

3 -	10:06:54.287	Alistair MACKINNON	10:40.624	2:55.305	9:54.783	10:09:49.592	Alistair MACKINNON
4 -	10:20:10.882	Alistair MACKINNON	10:21.290	2:35.866	12:30.649	10:22:46.748	Alistair MACKINNON
-	Finish	Alistair MACKINNON	8:06.634				

P32 62 GT4S		Academy Motorsport			Aston Martin V8 Vantage GT4		
D1: Alex TOTH-JONES		Total Stint: 5 Laps - 12:17.493 (20.45%)			Best Lap: 2:01.625 On Lap 13 @ 87.87 mph		
D2: Will MOORE		Total Stint: 10 Laps - 23:33.869 (39.21%)			Best Lap: 1:59.891 On Lap 8 @ 89.14 mph		
STOP	IN TIME	DRIVER IN	STINT TIME	STOP TIME	TOTAL STOP TIME	OUT TIME	DRIVER OUT
1 -	09:36:59.748	Will MOORE	5:11.704	24:14.145	24:14.145	10:01:13.893	Will MOORE
2 -	10:15:25.025	Will MOORE	14:11.132	2:05.012	26:19.157	10:17:30.037	Alex TOTH-JONES
3 -	10:27:46.573	Alex TOTH-JONES	10:16.536	2:00.957	28:20.114	10:29:47.530	Will MOORE
-	Finish	Will MOORE	2:06.021				

P33 58 GT4S		HHC Motorsport			McLaren 570S GT4		
D1: Tom JACKSON		Total Stint: 11 Laps - 20:19.074 (48.15%)			Best Lap: 1:59.986 On Lap 18 @ 89.07 mph		
D2: Luke WILLIAMS		Total Stint: 8 Laps - 21:52.950 (51.85%)			Best Lap: 2:00.916 On Lap 7 @ 88.39 mph		
STOP	IN TIME	DRIVER IN	STINT TIME	STOP TIME	TOTAL STOP TIME	OUT TIME	DRIVER OUT
1 -	10:06:49.410	Luke WILLIAMS	18:51.044	3:01.906	3:01.906	10:09:51.316	Tom JACKSON
-	Finish	Tom JACKSON	20:19.074				

P34 43 GT4S		Century Motorsport			BMW M4 GT4		
D1: Andrew GORDON-COLEBROC		Total Stint: 16 Laps - 39:09.390 (67.64%)			Best Lap: 2:00.394 On Lap 19 @ 88.77 mph		
D2: Angus FENDER		Total Stint: 7 Laps - 16:43.681 (28.9%)			Best Lap: 2:00.390 On Lap 12 @ 88.77 mph		
STOP	IN TIME	DRIVER IN	STINT TIME	STOP TIME	TOTAL STOP TIME	OUT TIME	DRIVER OUT
1 -	09:42:30.840	Andrew GORDON-COLE	11:17.658	2:06.517	2:06.517	09:44:37.357	Andrew GORDON-COLEBROOKE
2 -	09:46:52.847	Andrew GORDON-COLE	2:15.490	2:57.108	5:03.625	09:49:49.955	Angus FENDER
3 -	09:52:09.648	Angus FENDER	2:19.693	2:05.474	7:09.099	09:54:15.122	Angus FENDER
4 -	10:06:29.827	Angus FENDER	12:14.705	2:09.283	9:18.382	10:08:39.110	Andrew GORDON-COLEBROOKE
5 -	10:31:18.244	Andrew GORDON-COLE					

P35 61 GT4S		Academy Motorsport			Aston Martin V8 Vantage GT4		
D1: Ben HURST		Total Stint: 7 Laps - 20:13.754 (36.24%)			Best Lap: 2:03.516 On Lap 7 @ 86.53 mph		
D2: Micah STANLEY		Total Stint: 14 Laps - 28:41.386 (51.39%)			Best Lap: 2:00.618 On Lap 19 @ 88.61 mph		
STOP	IN TIME	DRIVER IN	STINT TIME	STOP TIME	TOTAL STOP TIME	OUT TIME	DRIVER OUT
1 -	09:38:22.980	Ben HURST	5:05.961	3:55.477	3:55.477	09:42:18.457	Ben HURST
2 -	09:55:18.501	Ben HURST	13:00.044	2:07.749	6:03.226	09:57:26.250	Micah STANLEY
3 -	10:13:50.531	Micah STANLEY	16:24.281	5:03.599	11:06.825	10:18:54.130	Micah STANLEY
4 -	10:31:11.235	Micah STANLEY					

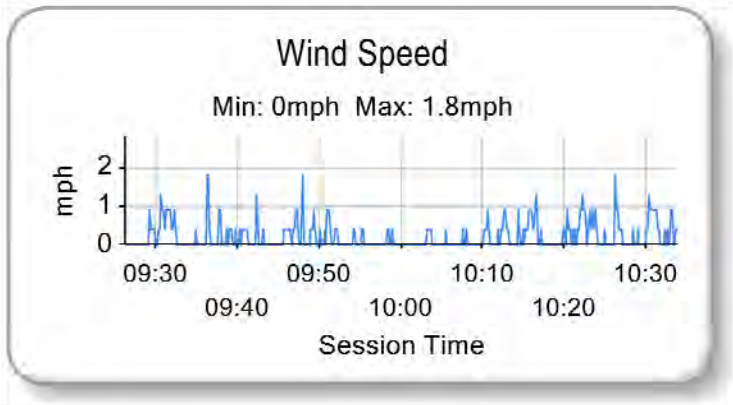
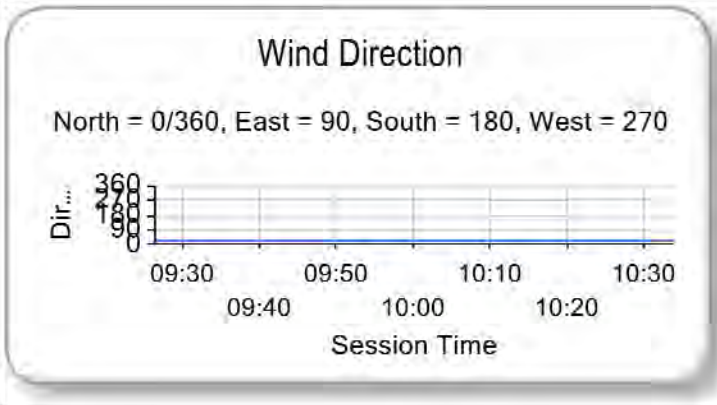
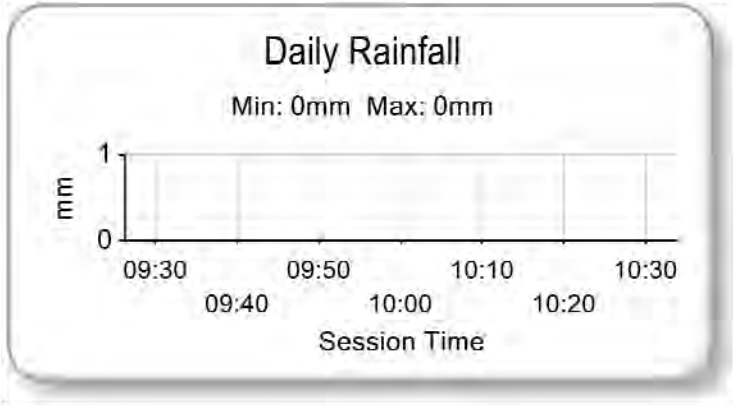
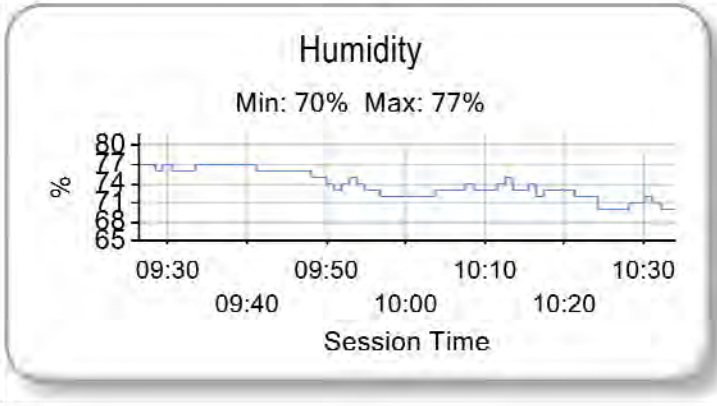
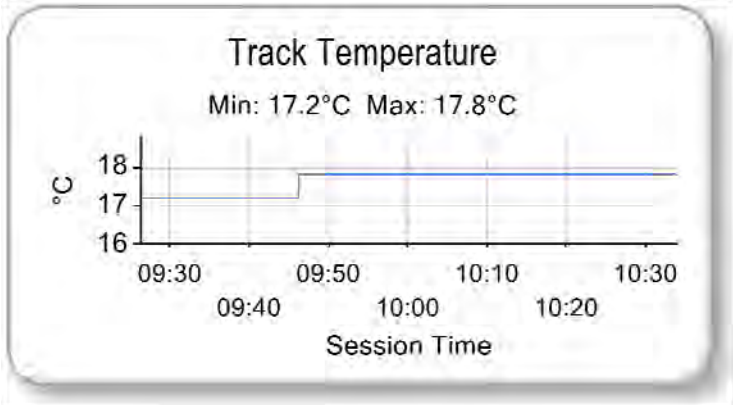
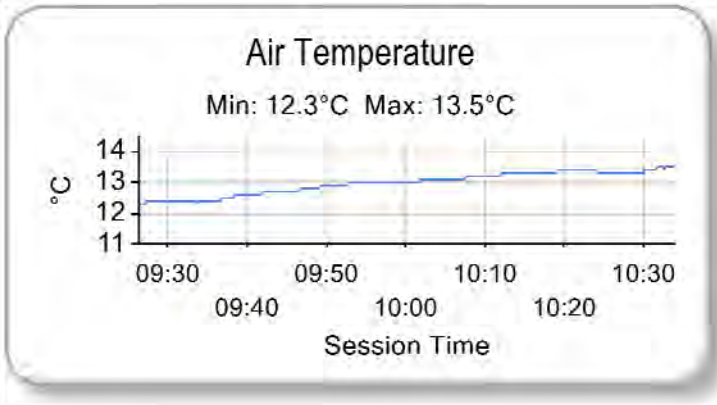
P36 32 GT4PA		Track Focused			KTM X-Bow GT4		
D1: Mike MCCOLLUM		Total Stint: 10 Laps - 24:58.183 (41.74%)			Best Lap: 2:02.346 On Lap 16 @ 87.35 mph		
D2: Sean COOPER		Total Stint: 13 Laps - 30:00.164 (50.15%)			Best Lap: 2:01.431 On Lap 12 @ 88.01 mph		
STOP	IN TIME	DRIVER IN	STINT TIME	STOP TIME	TOTAL STOP TIME	OUT TIME	DRIVER OUT
1 -	09:33:38.451	Mike MCCOLLUM	2:35.020	3:40.732	3:40.732	09:37:19.183	Sean COOPER
2 -	09:54:22.771	Sean COOPER	17:03.588	3:09.120	6:49.852	09:57:31.891	Sean COOPER
3 -	10:07:47.755	Sean COOPER	10:15.864	2:40.712	9:30.564	10:10:28.467	Mike MCCOLLUM
4 -	10:22:55.647	Mike MCCOLLUM	12:27.180	1:42.156	11:12.720	10:24:37.803	Mike MCCOLLUM
-	Finish	Mike MCCOLLUM	6:15.251				

Weather / Track : Cloudy / Dry

Snetterton 300  
Circuit Length = 2.9689 miles  
Start: 09:30 Flag 10:30 End: 10:33

# British GT Championship

## FREE PRACTICE 1 - WEATHER CONDITIONS



# British GT Championship

## FREE PRACTICE 1 - STATISTICS

**Competitors Started** 36  
**Planned Start** 2019-05-18 @ 09:30:00.000  
**Actual Start** 2019-05-18 @ 09:30:01.574  
**Finish Time** 2019-05-18 @ 10:30:04.298  
**Track Length** 2.9689mi.  
**Total Laps** 788  
**Total Distance Covered** 2339.5023mi.

### Session Fastest Lap History

NO	CL	NAME	LAP TIME	TIME OF DAY	LAP	VEHICLE
69	GT3PA	<b>Barwell Motorsport</b> <i>S. DE HAAN</i>	<b>2:08.869</b>	09:34:38.040	2	Lamborghini Huracan GT3
96	GT3S	<b>Optimum Motorsport</b> <i>O. WILKINSON</i>	<b>2:08.582</b>	09:34:45.046	2	Aston Martin V8 Vantage GT3
18	GT3PA	<b>WPI Motorsport</b> <i>A. WILCOX</i>	<b>2:08.121</b>	09:34:59.762	2	Lamborghini Huracan GT3
99	GT3PA	<b>Beechdean AMR</b> <i>M. SØRENSEN</i>	<b>2:07.804</b>	09:35:10.951	2	Aston Martin V8 Vantage GT3
96	GT3S	<b>Optimum Motorsport</b> <i>O. WILKINSON</i>	<b>2:05.682</b>	09:36:50.727	3	Aston Martin V8 Vantage GT3
22	GT3PA	<b>Balfe Motorsport</b> <i>R. BELL</i>	<b>2:04.711</b>	09:36:59.609	3	McLaren 720S GT3
99	GT3PA	<b>Beechdean AMR</b> <i>M. SØRENSEN</i>	<b>2:03.234</b>	09:37:14.184	3	Aston Martin V8 Vantage GT3
22	GT3PA	<b>Balfe Motorsport</b> <i>R. BELL</i>	<b>2:00.536</b>	09:39:00.146	4	McLaren 720S GT3
99	GT3PA	<b>Beechdean AMR</b> <i>M. SØRENSEN</i>	<b>2:00.203</b>	09:39:14.388	4	Aston Martin V8 Vantage GT3
22	GT3PA	<b>Balfe Motorsport</b> <i>R. BELL</i>	<b>1:57.125</b>	09:40:57.271	5	McLaren 720S GT3
22	GT3PA	<b>Balfe Motorsport</b> <i>R. BELL</i>	<b>1:53.671</b>	09:42:50.942	6	McLaren 720S GT3
2	GT3PA	<b>TF Sport</b> <i>M. FARMER</i>	<b>1:52.302</b>	09:48:32.982	7	Aston Martin V8 Vantage GT3
2	GT3PA	<b>TF Sport</b> <i>M. FARMER</i>	<b>1:50.736</b>	09:50:23.718	8	Aston Martin V8 Vantage GT3
22	GT3PA	<b>Balfe Motorsport</b> <i>R. BELL</i>	<b>1:50.173</b>	09:53:32.657	9	McLaren 720S GT3
2	GT3PA	<b>TF Sport</b> <i>M. FARMER</i>	<b>1:50.160</b>	09:57:45.741	12	Aston Martin V8 Vantage GT3
2	GT3PA	<b>TF Sport</b> <i>M. FARMER</i>	<b>1:49.175</b>	09:59:34.916	13	Aston Martin V8 Vantage GT3

### Flag History

TYPE	TIME OF DAY
GREEN	09:30:01.574
FINISH	10:30:04.298

### Flag Statistics

TYPE	COUNT	TOTAL LAPS	TOTAL TIME
Green	1	30	1:03:57.987
Red	0	0	0.000
Safety Car	0	0	0.000
FCY	0	0	0.000

Weather / Track : Cloudy / Dry

These results are provisional until the conclusion of any judicial and technical matters.

Snetterton 300

Circuit Length = 2.9689 miles

Start: 09:30 Flag 10:30 End: 10:33

Race Director : Peter Daly	Stewards :	Timekeeper :
----------------------------	------------	--------------

# British GT Championship

## FREE PRACTICE 1 - STATISTICS

CLASS : GT3PA

10 Starters

### Fastest Lap History

NO	NAME	LAP TIME	TIME OF DAY	LAP	VEHICLE
69	<b>Barwell Motorsport</b> <i>S. DE HAAN</i>	<b>2:08.869</b>	09:34:38.040	2	Lamborghini Huracan GT3 EVO
18	<b>WPI Motorsport</b> <i>A. WILCOX</i>	<b>2:08.121</b>	09:34:59.762	2	Lamborghini Huracan GT3 EVO
99	<b>Beechdean AMR</b> <i>M. SØRENSEN</i>	<b>2:07.804</b>	09:35:10.951	2	Aston Martin V8 Vantage GT3
22	<b>Balfe Motorsport</b> <i>R. BELL</i>	<b>2:04.711</b>	09:36:59.609	3	McLaren 720S GT3
99	<b>Beechdean AMR</b> <i>M. SØRENSEN</i>	<b>2:03.234</b>	09:37:14.184	3	Aston Martin V8 Vantage GT3
22	<b>Balfe Motorsport</b> <i>R. BELL</i>	<b>2:00.536</b>	09:39:00.146	4	McLaren 720S GT3
99	<b>Beechdean AMR</b> <i>M. SØRENSEN</i>	<b>2:00.203</b>	09:39:14.388	4	Aston Martin V8 Vantage GT3
22	<b>Balfe Motorsport</b> <i>R. BELL</i>	<b>1:57.125</b>	09:40:57.271	5	McLaren 720S GT3
22	<b>Balfe Motorsport</b> <i>R. BELL</i>	<b>1:53.671</b>	09:42:50.942	6	McLaren 720S GT3
2	<b>TF Sport</b> <i>M. FARMER</i>	<b>1:52.302</b>	09:48:32.982	7	Aston Martin V8 Vantage GT3
2	<b>TF Sport</b> <i>M. FARMER</i>	<b>1:50.736</b>	09:50:23.718	8	Aston Martin V8 Vantage GT3
22	<b>Balfe Motorsport</b> <i>R. BELL</i>	<b>1:50.173</b>	09:53:32.657	9	McLaren 720S GT3
2	<b>TF Sport</b> <i>M. FARMER</i>	<b>1:50.160</b>	09:57:45.741	12	Aston Martin V8 Vantage GT3
2	<b>TF Sport</b> <i>M. FARMER</i>	<b>1:49.175</b>	09:59:34.916	13	Aston Martin V8 Vantage GT3

Weather / Track : Cloudy / Dry

These results are provisional until the conclusion of any judicial and technical matters.

Snetterton 300

Circuit Length = 2.9689 miles

Start: 09:30 Flag 10:30 End: 10:33

Race Director : Peter Daly

Stewards :

Timekeeper :

# British GT Championship

## FREE PRACTICE 1 - STATISTICS

CLASS : GT3S

3 Starters

### Fastest Lap History

NO	NAME	LAP TIME	TIME OF DAY	LAP	VEHICLE
96	Optimum Motorsport <i>O. WILKINSON</i>	2:08.582	09:34:45.046	2	Aston Martin V8 Vantage GT3
96	Optimum Motorsport <i>O. WILKINSON</i>	2:05.682	09:36:50.727	3	Aston Martin V8 Vantage GT3
96	Optimum Motorsport <i>O. WILKINSON</i>	2:02.523	09:44:21.919	6	Aston Martin V8 Vantage GT3
96	Optimum Motorsport <i>O. WILKINSON</i>	1:57.158	09:46:19.078	7	Aston Martin V8 Vantage GT3
96	Optimum Motorsport <i>O. WILKINSON</i>	1:55.969	09:48:15.046	8	Aston Martin V8 Vantage GT3
96	Optimum Motorsport <i>O. WILKINSON</i>	1:54.886	09:50:09.932	9	Aston Martin V8 Vantage GT3
9	Century Motorsport <i>J. MITCHELL</i>	1:54.802	09:50:39.059	5	BMW M6 GT3
9	Century Motorsport <i>J. MITCHELL</i>	1:54.526	09:52:33.586	6	BMW M6 GT3
7	Team Parker Racing <i>G. GEDDIE</i>	1:54.114	09:53:51.322	2	Bentley Continental GT3
96	Optimum Motorsport <i>O. WILKINSON</i>	1:52.875	09:53:59.616	11	Aston Martin V8 Vantage GT3
7	Team Parker Racing <i>G. GEDDIE</i>	1:52.148	09:55:43.470	3	Bentley Continental GT3
96	Optimum Motorsport <i>O. WILKINSON</i>	1:51.694	09:55:51.311	12	Aston Martin V8 Vantage GT3
7	Team Parker Racing <i>G. GEDDIE</i>	1:51.408	09:57:34.878	4	Bentley Continental GT3
7	Team Parker Racing <i>G. GEDDIE</i>	1:51.278	09:59:26.157	5	Bentley Continental GT3
7	Team Parker Racing <i>G. GEDDIE</i>	1:51.034	10:01:17.190	6	Bentley Continental GT3
7	Team Parker Racing <i>G. GEDDIE</i>	1:50.284	10:04:58.838	8	Bentley Continental GT3
96	Optimum Motorsport <i>B. ELLIS</i>	1:50.273	10:30:56.816	30	Aston Martin V8 Vantage GT3

Weather / Track : Cloudy / Dry

These results are provisional until the conclusion of any judicial and technical matters.

Snetterton 300

Circuit Length = 2.9689 miles

Start: 09:30 Flag 10:30 End: 10:33

Race Director : Peter Daly

Stewards :

Timekeeper :

# British GT Championship

## FREE PRACTICE 1 - STATISTICS

CLASS : GT4S

14 Starters

### Fastest Lap History

NO	NAME	LAP TIME	TIME OF DAY	LAP	VEHICLE
95	<b>TF Sport</b> J. PRICE	<b>2:17.189</b>	09:35:12.736	2	Aston Martin V8 Vantage GT4
75	<b>Optimum Motorsport</b> P. MATTHIESEN	<b>2:16.407</b>	09:35:37.426	2	Aston Martin V8 Vantage GT4
15	<b>Multimatic Motorsports Europe</b> S. PRIAULX	<b>2:14.917</b>	09:35:39.870	2	Ford Mustang GT4
95	<b>TF Sport</b> J. PRICE	<b>2:10.744</b>	09:37:23.481	3	Aston Martin V8 Vantage GT4
97	<b>TF Sport</b> A. HAND	<b>2:10.467</b>	09:37:45.292	3	Aston Martin V8 Vantage GT4
95	<b>TF Sport</b> J. PRICE	<b>2:08.833</b>	09:39:32.313	4	Aston Martin V8 Vantage GT4
97	<b>TF Sport</b> A. HAND	<b>2:08.414</b>	09:39:53.706	4	Aston Martin V8 Vantage GT4
95	<b>TF Sport</b> J. PRICE	<b>2:06.352</b>	09:41:38.665	5	Aston Martin V8 Vantage GT4
97	<b>TF Sport</b> A. HAND	<b>2:04.709</b>	09:41:58.414	5	Aston Martin V8 Vantage GT4
95	<b>TF Sport</b> J. PRICE	<b>2:04.297</b>	09:43:42.963	6	Aston Martin V8 Vantage GT4
15	<b>Multimatic Motorsports Europe</b> S. PRIAULX	<b>2:03.747</b>	09:49:05.110	6	Ford Mustang GT4
61	<b>Academy Motorsport</b> M. STANLEY	<b>2:03.516</b>	09:53:12.169	7	Aston Martin V8 Vantage GT4
75	<b>Optimum Motorsport</b> P. MATTHIESEN	<b>2:01.105</b>	09:53:13.778	9	Aston Martin V8 Vantage GT4
4	<b>Tolman Motorsport</b> DORLIN	<b>2:00.887</b>	09:53:49.115	7	McLaren 570S GT4
4	<b>Tolman Motorsport</b> DORLIN	<b>2:00.767</b>	09:55:49.882	8	McLaren 570S GT4
95	<b>TF Sport</b> P. KIBBLE	<b>1:59.982</b>	09:56:13.044	11	Aston Martin V8 Vantage GT4
75	<b>Optimum Motorsport</b> P. MATTHIESEN	<b>1:59.643</b>	09:57:14.374	11	Aston Martin V8 Vantage GT4
42	<b>Century Motorsport</b> J. MATHIASSEN	<b>1:59.344</b>	09:59:04.060	9	BMW M4 GT4
4	<b>Tolman Motorsport</b> DORLIN	<b>1:59.258</b>	10:01:49.215	11	McLaren 570S GT4
4	<b>Tolman Motorsport</b> DORLIN	<b>1:59.107</b>	10:03:48.321	12	McLaren 570S GT4
4	<b>Tolman Motorsport</b> DORLIN	<b>1:59.008</b>	10:07:54.271	14	McLaren 570S GT4
15	<b>Multimatic Motorsports Europe</b> S. MAXWELL	<b>1:58.996</b>	10:28:07.830	19	Ford Mustang GT4
5	<b>Tolman Motorsport</b> COLLARD	<b>1:58.893</b>	10:28:28.918	22	McLaren 570S GT4

Weather / Track : Cloudy / Dry

These results are provisional until the conclusion of any judicial and technical matters.

Snetterton 300

Circuit Length = 2.9689 miles

Start: 09:30 Flag 10:30 End: 10:33

Race Director : Peter Daly	Stewards :	Timekeeper :
----------------------------	------------	--------------

# British GT Championship

## FREE PRACTICE 1 - STATISTICS

CLASS : GT4PA

9 Starters

### Fastest Lap History

NO	NAME	LAP TIME	TIME OF DAY	LAP	VEHICLE
19	<b>Multimatic Motorsports Europe</b> <i>A. MACKINNON</i>	<b>2:16.339</b>	09:35:39.296	2	Ford Mustang GT4
29	<b>Steller Performance</b> <i>S. FIELDING</i>	<b>2:12.013</b>	09:39:11.692	3	Audi R8 LMS GT4
77	<b>Fox Motorsport</b> <i>M. BROADHURST</i>	<b>2:09.203</b>	09:39:26.989	3	Mercedes-AMG GT4
77	<b>Fox Motorsport</b> <i>M. BROADHURST</i>	<b>2:08.057</b>	09:41:35.044	4	Mercedes-AMG GT4
32	<b>Track Focused</b> <i>S. COOPER</i>	<b>2:06.065</b>	09:46:10.011	5	KTM X-Bow GT4
32	<b>Track Focused</b> <i>S. COOPER</i>	<b>2:05.446</b>	09:48:15.457	6	KTM X-Bow GT4
32	<b>Track Focused</b> <i>S. COOPER</i>	<b>2:03.759</b>	09:50:19.216	7	KTM X-Bow GT4
44	<b>Invictus Games Racing</b> <i>M. GEORGE</i>	<b>2:01.442</b>	09:50:59.621	5	Jaguar F-TYPE SVR GT4
88	<b>GT Marques</b> <i>ZAMPARELLI</i>	<b>2:00.121</b>	09:54:55.422	4	Porsche 718 Cayman GT4 Clubsport
88	<b>GT Marques</b> <i>ZAMPARELLI</i>	<b>1:58.478</b>	09:58:55.098	6	Porsche 718 Cayman GT4 Clubsport

Weather / Track : Cloudy / Dry

These results are provisional until the conclusion of any judicial and technical matters.

Snetterton 300

Circuit Length = 2.9689 miles

Start: 09:30 Flag 10:30 End: 10:33

Race Director : Peter Daly

Stewards :

Timekeeper :

# British GT Championship

## FREE PRACTICE 2 - CLASSIFICATION

POS	NO	CL	PIC	TEAM / DRIVERS	CAR	TIME	ON	LAPS	GAP	DIFF	MPH
1	8	GT3PA	1	Team ABBA Racing Richard NEARY (GBR) / Adam CHRISTODOULOU (GBR)	Mercedes-AMG GT3	1:48.558	3	26			98.45
2	72	GT3PA	2	Barwell Motorsport Adam BALON (GBR) / Phil KEEN (GBR)	Lamborghini Huracan GT3 EVO	1:48.631	19	23	0.073	0.073	98.38
3	69	GT3PA	3	Barwell Motorsport Sam DE HAAN (GBR) / Jonny COCKER (GBR)	Lamborghini Huracan GT3 EVO	1:48.908	14	28	0.350	0.277	98.13
4	2	GT3PA	4	TF Sport Mark FARMER (GBR) / Nicki THIMM (DNK)	Aston Martin V8 Vantage GT3	1:48.913	19	27	0.355	0.005	98.13
5	99	GT3PA	5	Beechdean AMR Andrew HOWARD (GBR) / Marco SØRENSEN (DNK)	Aston Martin V8 Vantage GT3	1:49.190	3	28	0.632	0.277	97.88
6	31	GT3PA	6	JRM Racing Rick PARFITT JNR (GBR) / Seb MORRIS (GBR)	Bentley Continental GT3	1:49.192	16	24	0.634	0.002	97.88
7	47	GT3PA	7	TF Sport Graham DAVIDSON (GBR) / Jonny ADAM (GBR)	Aston Martin V8 Vantage GT3	1:49.399	18	24	0.841	0.207	97.69
8	22	GT3PA	8	Balfe Motorsport Shaun BALFE (GBR) / Rob BELL (GBR)	McLaren 720S GT3	1:49.517	3	22	0.959	0.118	97.59
9	3	GT3PA	9	Century Motorsport Dominic PAUL (GBR) / Ben GREEN (GBR)	BMW M6 GT3	1:49.542	17	26	0.984	0.025	97.57
10	7	GT3S	1	Team Parker Racing Glynn GEDDIE (GBR) / Ryan RATCLIFFE (GBR)	Bentley Continental GT3	1:49.654	20	23	1.096	0.112	97.47
11	9	GT3S	2	Century Motorsport Tom GAMBLE (GBR) / Jack MITCHELL (GBR)	BMW M6 GT3	1:49.905	20	23	1.347	0.251	97.24
12	96	GT3S	3	Optimum Motorsport Oliver WILKINSON (GBR) / Bradley ELLIS (GBR)	Aston Martin V8 Vantage GT3	1:50.653	21	26	2.095	0.748	96.59
13	18	GT3PA	10	WPI Motorsport Michael IGOE (GBR) / Adam WILCOX (GBR)	Lamborghini Huracan GT3 EVO	1:51.980	9	15	3.422	1.327	95.44
14	44	GT4PA	1	Invictus Games Racing Paul VICE (GBR) / Matthew GEORGE (GBR)	Jaguar F-TYPE SVR GT4	1:58.229	8	25	9.671	6.249	90.40
15	66	GT4PA	2	Team Parker Racing Nick JONES (GBR) / Scott MALVERN (GBR)	Mercedes-AMG GT4	1:58.445	8	22	9.887	0.216	90.23
16	20	GT4PA	3	Balfe Motorsport Graham JOHNSON (GBR) / Michael O'BRIEN (GBR)	McLaren 570S GT4	1:58.548	21	25	9.990	0.103	90.15
17	88	GT4PA	4	GT Marques Chris CAR (GBR) / Dino ZAMPARELLI (GBR)	Porsche 718 Cayman GT4 Clubs	1:58.562	5	25	10.004	0.014	90.14
18	42	GT4S	1	Century Motorsport Mark KIMBER (GBR) / Jacob MATHIASSEN (DNK)	BMW M4 GT4	1:58.565	16	19	10.007	0.003	90.14
19	97	GT4S	2	TF Sport Ashley HAND (GBR) / Tom CANNING (GBR)	Aston Martin V8 Vantage GT4	1:58.614	25	25	10.056	0.049	90.10
20	15	GT4S	3	Multimatic Motorsports Europe Scott MAXWELL (CAN) / Seb PRIAULX (GBR)	Ford Mustang GT4	1:58.749	22	25	10.191	0.135	90.00
21	35	GT4S	4	Optimum Motorsport Connor O'BRIEN (ROI) / Jack BUTEL (GBR)	Aston Martin V8 Vantage GT4	1:58.776	2	24	10.218	0.027	89.98
22	43	GT4S	5	Century Motorsport Andrew GORDON-COLEBROOKE (GBR) / Angus FENDER (GBR)	BMW M4 GT4	1:58.827	10	10	10.269	0.051	89.94
23	77	GT4PA	5	Fox Motorsport Mark MURFITT (GBR) / Michael BROADHURST (GBR)	Mercedes-AMG GT4	1:58.897	24	25	10.339	0.070	89.89
24	95	GT4S	6	TF Sport Josh PRICE (GBR) / Patrick KIBBLE (GBR)	Aston Martin V8 Vantage GT4	1:58.909	14	19	10.351	0.012	89.88
25	19	GT4PA	6	Multimatic Motorsports Europe Alistair MACKINNON (GBR) / Ben DEVLIN (GBR)	Ford Mustang GT4	1:59.142	7	23	10.584	0.233	89.70
26	23	GT4S	7	RACE Performance Sam SMELT (GBR) / Aron TAYLOR-SMITH (ROI)	Ford Mustang GT4	1:59.187	17	25	10.629	0.045	89.67
27	11	GT4PA	7	Beechdean AMR Kelvin FLETCHER (GBR) / Martin PLOWMAN (GBR)	Aston Martin V8 Vantage GT4	1:59.348	15	23	10.790	0.161	89.55
28	75	GT4S	8	Optimum Motorsport Mike ROBINSON (GBR) / Patrik MATTHIESEN (DNK)	Aston Martin V8 Vantage GT4	1:59.496	15	25	10.938	0.148	89.44
29	4	GT4S	9	Tolman Motorsport Josh SMITH (GBR) / James DORLIN (GBR)	McLaren 570S GT4	1:59.613	4	23	11.055	0.117	89.35
30	62	GT4S	10	Academy Motorsport Alex TOTH-JONES (GBR) / Will MOORE (GBR)	Aston Martin V8 Vantage GT4	1:59.700	21	22	11.142	0.087	89.29
31	5	GT4S	11	Tolman Motorsport Lewis PROCTOR (GBR) / Jordan COLLARD (GBR)	McLaren 570S GT4	1:59.768	17	21	11.210	0.068	89.23
32	57	GT4S	12	HHC Motorsport Callum POINTON (GBR) / Dean MACDONALD (GBR)	McLaren 570S GT4	1:59.853	10	17	11.295	0.085	89.17
33	29	GT4PA	8	Steller Performance Richard WILLIAMS (GBR) / Sennan FIELDING (GBR)	Audi R8 LMS GT4	2:00.197	8	16	11.639	0.344	88.92
34	61	GT4S	13	Academy Motorsport Ben HURST (CAN) / Micah STANLEY (MCO)	Aston Martin V8 Vantage GT4	2:00.463	4	17	11.905	0.266	88.72
35	32	GT4PA	9	Track Focused Mike MCCOLLUM (GBR) / Sean COOPER (GBR)	KTM X-Bow GT4	2:00.493	4	9	11.935	0.030	88.70
36	58	GT4S	14	HHC Motorsport Luke WILLIAMS (GBR) / Tom JACKSON (GBR)	McLaren 570S GT4	2:00.632	4	19	12.074	0.139	88.60

Snetterton 300

Circuit Length = 2.9689 miles

Start: 11:40 Flag 12:40 End: 12:44

Weather / Track : Cloudy / Dry

These results are provisional until the conclusion of any judicial and technical matters.

Race Director : Peter Daly	Stewards :	Timekeeper :
----------------------------	------------	--------------

Results can be found at [www.tsl-timing.com](http://www.tsl-timing.com)

Printed - 12:44 Saturday, 18 May 2019





## British GT Championship

### FREE PRACTICE 2 - CLASSIFICATION BY CATEGORY

#### CATEGORY : GT3

POS	NO	CL	TEAM / DRIVERS	CAR	TIME	ON	LAPS	GAP	DIFF	MPH
1	8	GT3PA	Team ABBA Racing () Richard NEARY (GBR) / Adam CHRISTODOULOU (GBR)	Mercedes-AMG GT3	<b>1:48.558</b>	3	26			98.45
2	72	GT3PA	Barwell Motorsport () Adam BALON (GBR) / Phil KEEN (GBR)	Lamborghini Huracan GT3 EVO	<b>1:48.631</b>	19	23	<b>0.073</b>	0.073	98.38
3	69	GT3PA	Barwell Motorsport () Sam DE HAAN (GBR) / Jonny COCKER (GBR)	Lamborghini Huracan GT3 EVO	<b>1:48.908</b>	14	28	<b>0.350</b>	0.277	98.13
4	2	GT3PA	TF Sport () Mark FARMER (GBR) / Nicki THIM (DNK)	Aston Martin V8 Vantage GT3	<b>1:48.913</b>	19	27	<b>0.355</b>	0.005	98.13
5	99	GT3PA	Beechdean AMR () Andrew HOWARD (GBR) / Marco SØRENSEN (DNK)	Aston Martin V8 Vantage GT3	<b>1:49.190</b>	3	28	<b>0.632</b>	0.277	97.88
6	31	GT3PA	JRM Racing () Rick PARFITT JNR (GBR) / Seb MORRIS (GBR)	Bentley Continental GT3	<b>1:49.192</b>	16	24	<b>0.634</b>	0.002	97.88
7	47	GT3PA	TF Sport () Graham DAVIDSON (GBR) / Jonny ADAM (GBR)	Aston Martin V8 Vantage GT3	<b>1:49.399</b>	18	24	<b>0.841</b>	0.207	97.69
8	22	GT3PA	Balfe Motorsport () Shaun BALFE (GBR) / Rob BELL (GBR)	McLaren 720S GT3	<b>1:49.517</b>	3	22	<b>0.959</b>	0.118	97.59
9	3	GT3PA	Century Motorsport () Dominic PAUL (GBR) / Ben GREEN (GBR)	BMW M6 GT3	<b>1:49.542</b>	17	26	<b>0.984</b>	0.025	97.57
10	7	GT3S	Team Parker Racing () Glynn GEDDIE (GBR) / Ryan RATCLIFFE (GBR)	Bentley Continental GT3	<b>1:49.654</b>	20	23	<b>1.096</b>	0.112	97.47
11	9	GT3S	Century Motorsport () Tom GAMBLE (GBR) / Jack MITCHELL (GBR)	BMW M6 GT3	<b>1:49.905</b>	20	23	<b>1.347</b>	0.251	97.24
12	96	GT3S	Optimum Motorsport () Oliver WILKINSON (GBR) / Bradley ELLIS (GBR)	Aston Martin V8 Vantage GT3	<b>1:50.653</b>	21	26	<b>2.095</b>	0.748	96.59
13	18	GT3PA	WPI Motorsport () Michael IGOE (GBR) / Adam WILCOX (GBR)	Lamborghini Huracan GT3 EVO	<b>1:51.980</b>	9	15	<b>3.422</b>	1.327	95.44

Weather / Track : Cloudy / Dry

These results are provisional until the conclusion of any judicial and technical matters.

Snetterton 300

Circuit Length = 2.9689 miles

Start: 11:40 Flag 12:40 End: 12:44

Race Director : Peter Daly	Stewards :	Timekeeper :
----------------------------	------------	--------------

# British GT Championship

## FREE PRACTICE 2 - CLASSIFICATION BY CATEGORY

### CATEGORY : GT4

POS	NO	CL	TEAM / DRIVERS	CAR	TIME	ON	LAPS	GAP	DIFF	MPH
1	44	GT4PA	Invictus Games Racing () Paul VICE (GBR) / Matthew GEORGE (GBR)	Jaguar F-TYPE SVR GT4	1:58.229	8	25			90.40
2	66	GT4PA	Team Parker Racing () Nick JONES (GBR) / Scott MALVERN (GBR)	Mercedes-AMG GT4	1:58.445	8	22	0.216	0.216	90.23
3	20	GT4PA	Balfe Motorsport () Graham JOHNSON (GBR) / Michael O'BRIEN (GBR)	McLaren 570S GT4	1:58.548	21	25	0.319	0.103	90.15
4	88	GT4PA	GT Marques () Chris CAR (GBR) / Dino ZAMPARELLI (GBR)	Porsche 718 Cayman GT4 Clubsport	1:58.562	5	25	0.333	0.014	90.14
5	42	GT4S	Century Motorsport () Mark KIMBER (GBR) / Jacob MATHIASSEN (DNK)	BMW M4 GT4	1:58.565	16	19	0.336	0.003	90.14
6	97	GT4S	TF Sport () Ashley HAND (GBR) / Tom CANNING (GBR)	Aston Martin V8 Vantage GT4	1:58.614	25	25	0.385	0.049	90.10
7	15	GT4S	Multimatic Motorsports Europe () Scott MAXWELL (CAN) / Seb PRIAULX (GBR)	Ford Mustang GT4	1:58.749	22	25	0.520	0.135	90.00
8	35	GT4S	Optimum Motorsport () Connor O'BRIEN (ROI) / Jack BUTEL (GBR)	Aston Martin V8 Vantage GT4	1:58.776	2	24	0.547	0.027	89.98
9	43	GT4S	Century Motorsport () Andrew GORDON-COLEBROOKE (GBR) / Angus FENDER (GBR)	BMW M4 GT4	1:58.827	10	10	0.598	0.051	89.94
10	77	GT4PA	Fox Motorsport () Mark MURFITT (GBR) / Michael BROADHURST (GBR)	Mercedes-AMG GT4	1:58.897	24	25	0.668	0.070	89.89
11	95	GT4S	TF Sport () Josh PRICE (GBR) / Patrick KIBBLE (GBR)	Aston Martin V8 Vantage GT4	1:58.909	14	19	0.680	0.012	89.88
12	19	GT4PA	Multimatic Motorsports Europe () Alistair MACKINNON (GBR) / Ben DEVLIN (GBR)	Ford Mustang GT4	1:59.142	7	23	0.913	0.233	89.70
13	23	GT4S	RACE Performance () Sam SMELT (GBR) / Aron TAYLOR-SMITH (ROI)	Ford Mustang GT4	1:59.187	17	25	0.958	0.045	89.67
14	11	GT4PA	Beechdean AMR () Kelvin FLETCHER (GBR) / Martin PLOWMAN (GBR)	Aston Martin V8 Vantage GT4	1:59.348	15	23	1.119	0.161	89.55
15	75	GT4S	Optimum Motorsport () Mike ROBINSON (GBR) / Patrik MATTHIESEN (DNK)	Aston Martin V8 Vantage GT4	1:59.496	15	25	1.267	0.148	89.44
16	4	GT4S	Tolman Motorsport () Josh SMITH (GBR) / James DORLIN (GBR)	McLaren 570S GT4	1:59.613	4	23	1.384	0.117	89.35
17	62	GT4S	Academy Motorsport () Alex TOTH-JONES (GBR) / Will MOORE (GBR)	Aston Martin V8 Vantage GT4	1:59.700	21	22	1.471	0.087	89.29
18	5	GT4S	Tolman Motorsport () Lewis PROCTOR (GBR) / Jordan COLLARD (GBR)	McLaren 570S GT4	1:59.768	17	21	1.539	0.068	89.23
19	57	GT4S	HHC Motorsport () Callum POINTON (GBR) / Dean MACDONALD (GBR)	McLaren 570S GT4	1:59.853	10	17	1.624	0.085	89.17
20	29	GT4PA	Steller Performance () Richard WILLIAMS (GBR) / Sennan FIELDING (GBR)	Audi R8 LMS GT4	2:00.197	8	16	1.968	0.344	88.92
21	61	GT4S	Academy Motorsport () Ben HURST (CAN) / Micah STANLEY (MCO)	Aston Martin V8 Vantage GT4	2:00.463	4	17	2.234	0.266	88.72
22	32	GT4PA	Track Focused () Mike MCCOLLUM (GBR) / Sean COOPER (GBR)	KTM X-Bow GT4	2:00.493	4	9	2.264	0.030	88.70
23	58	GT4S	HHC Motorsport () Luke WILLIAMS (GBR) / Tom JACKSON (GBR)	McLaren 570S GT4	2:00.632	4	19	2.403	0.139	88.60

Snetterton 300

Circuit Length = 2.9689 miles

Start: 11:40 Flag 12:40 End: 12:44

Weather / Track : Cloudy / Dry

These results are provisional until the conclusion of any judicial and technical matters.

Race Director : Peter Daly	Stewards :	Timekeeper :
----------------------------	------------	--------------

## British GT Championship

### FREE PRACTICE 2 - CLASSIFICATION BY CLASS

#### CLASS : GT3 - GT3PA

POS	NO	TEAM / DRIVERS	CAR	TIME	ON	LAPS	GAP	DIFF	MPH
1	8	Team ABBA Racing () Richard NEARY (GBR) / Adam CHRISTODOULOU (GBR)	Mercedes-AMG GT3	1:48.558	3	26			98.45
2	72	Barwell Motorsport () Adam BALON (GBR) / Phil KEEN (GBR)	Lamborghini Huracan GT3 EVO	1:48.631	19	23	0.073	0.073	98.38
3	69	Barwell Motorsport () Sam DE HAAN (GBR) / Jonny COCKER (GBR)	Lamborghini Huracan GT3 EVO	1:48.908	14	28	0.350	0.277	98.13
4	2	TF Sport () Mark FARMER (GBR) / Nicki THIM (DNK)	Aston Martin V8 Vantage GT3	1:48.913	19	27	0.355	0.005	98.13
5	99	Beechdean AMR () Andrew HOWARD (GBR) / Marco SØRENSEN (DNK)	Aston Martin V8 Vantage GT3	1:49.190	3	28	0.632	0.277	97.88
6	31	JRM Racing () Rick PARFITT JNR (GBR) / Seb MORRIS (GBR)	Bentley Continental GT3	1:49.192	16	24	0.634	0.002	97.88
7	47	TF Sport () Graham DAVIDSON (GBR) / Jonny ADAM (GBR)	Aston Martin V8 Vantage GT3	1:49.399	18	24	0.841	0.207	97.69
8	22	Balfe Motorsport () Shaun BALFE (GBR) / Rob BELL (GBR)	McLaren 720S GT3	1:49.517	3	22	0.959	0.118	97.59
9	3	Century Motorsport () Dominic PAUL (GBR) / Ben GREEN (GBR)	BMW M6 GT3	1:49.542	17	26	0.984	0.025	97.57
10	18	WPI Motorsport () Michael IGOE (GBR) / Adam WILCOX (GBR)	Lamborghini Huracan GT3 EVO	1:51.980	9	15	3.422	2.438	95.44

#### CLASS : GT3 - GT3S

POS	NO	TEAM / DRIVERS	CAR	TIME	ON	LAPS	GAP	DIFF	MPH
1	7	Team Parker Racing () Glynn GEDDIE (GBR) / Ryan RATCLIFFE (GBR)	Bentley Continental GT3	1:49.654	20	23			97.47
2	9	Century Motorsport () Tom GAMBLE (GBR) / Jack MITCHELL (GBR)	BMW M6 GT3	1:49.905	20	23	0.251	0.251	97.24
3	96	Optimum Motorsport () Oliver WILKINSON (GBR) / Bradley ELLIS (GBR)	Aston Martin V8 Vantage GT3	1:50.653	21	26	0.999	0.748	96.59

#### CLASS : GT4 - GT4S

POS	NO	TEAM / DRIVERS	CAR	TIME	ON	LAPS	GAP	DIFF	MPH
1	42	Century Motorsport () Mark KIMBER (GBR) / Jacob MATHIASSEN (DNK)	BMW M4 GT4	1:58.565	16	19			90.14
2	97	TF Sport () Ashley HAND (GBR) / Tom CANNING (GBR)	Aston Martin V8 Vantage GT4	1:58.614	25	25	0.049	0.049	90.10
3	15	Multimatic Motorsports Europe () Scott MAXWELL (CAN) / Seb PRIAULX (GBR)	Ford Mustang GT4	1:58.749	22	25	0.184	0.135	90.00
4	35	Optimum Motorsport () Connor O'BRIEN (ROI) / Jack BUTEL (GBR)	Aston Martin V8 Vantage GT4	1:58.776	2	24	0.211	0.027	89.98
5	43	Century Motorsport () Andrew GORDON-COLEBROOKE (GBR) / Angus FENDER (GBR)	BMW M4 GT4	1:58.827	10	10	0.262	0.051	89.94
6	95	TF Sport () Josh PRICE (GBR) / Patrick KIBBLE (GBR)	Aston Martin V8 Vantage GT4	1:58.909	14	19	0.344	0.082	89.88
7	23	RACE Performance () Sam SMELT (GBR) / Aron TAYLOR-SMITH (ROI)	Ford Mustang GT4	1:59.187	17	25	0.622	0.278	89.67
8	75	Optimum Motorsport () Mike ROBINSON (GBR) / Patrik MATTHIESEN (DNK)	Aston Martin V8 Vantage GT4	1:59.496	15	25	0.931	0.309	89.44
9	4	Tolman Motorsport () Josh SMITH (GBR) / James DORLIN (GBR)	McLaren 570S GT4	1:59.613	4	23	1.048	0.117	89.35
10	62	Academy Motorsport () Alex TOTH-JONES (GBR) / Will MOORE (GBR)	Aston Martin V8 Vantage GT4	1:59.700	21	22	1.135	0.087	89.29
11	5	Tolman Motorsport () Lewis PROCTOR (GBR) / Jordan COLLARD (GBR)	McLaren 570S GT4	1:59.768	17	21	1.203	0.068	89.23
12	57	HHC Motorsport () Callum POINTON (GBR) / Dean MACDONALD (GBR)	McLaren 570S GT4	1:59.853	10	17	1.288	0.085	89.17
13	61	Academy Motorsport () Ben HURST (CAN) / Micah STANLEY (MCO)	Aston Martin V8 Vantage GT4	2:00.463	4	17	1.898	0.610	88.72
14	58	HHC Motorsport () Luke WILLIAMS (GBR) / Tom JACKSON (GBR)	McLaren 570S GT4	2:00.632	4	19	2.067	0.169	88.60

Snetterton 300

Circuit Length = 2.9689 miles

Start: 11:40 Flag 12:40 End: 12:44

Weather / Track : Cloudy / Dry

These results are provisional until the conclusion of any judicial and technical matters.

Race Director : Peter Daly	Stewards :	Timekeeper :
----------------------------	------------	--------------

## British GT Championship

### FREE PRACTICE 2 - CLASSIFICATION BY CLASS

#### CLASS : GT4 - GT4PA

POS	NO	TEAM / DRIVERS	CAR	TIME	ON	LAPS	GAP	DIFF	MPH
1	44	Invictus Games Racing () Paul VICE (GBR) / Matthew GEORGE (GBR)	Jaguar F-TYPE SVR GT4	<b>1:58.229</b>	8	25			90.40
2	66	Team Parker Racing () Nick JONES (GBR) / Scott MALVERN (GBR)	Mercedes-AMG GT4	<b>1:58.445</b>	8	22	<b>0.216</b>	0.216	90.23
3	20	Balfe Motorsport () Graham JOHNSON (GBR) / Michael O'BRIEN (GBR)	McLaren 570S GT4	<b>1:58.548</b>	21	25	<b>0.319</b>	0.103	90.15
4	88	GT Marques () Chris CAR (GBR) / Dino ZAMPARELLI (GBR)	Porsche 718 Cayman GT4 Clubsport	<b>1:58.562</b>	5	25	<b>0.333</b>	0.014	90.14
5	77	Fox Motorsport () Mark MURFITT (GBR) / Michael BROADHURST (GBR)	Mercedes-AMG GT4	<b>1:58.897</b>	24	25	<b>0.668</b>	0.335	89.89
6	19	Multimatic Motorsports Europe () Alistair MACKINNON (GBR) / Ben DEVLIN (GBR)	Ford Mustang GT4	<b>1:59.142</b>	7	23	<b>0.913</b>	0.245	89.70
7	11	Beechdean AMR () Kelvin FLETCHER (GBR) / Martin PLOWMAN (GBR)	Aston Martin V8 Vantage GT4	<b>1:59.348</b>	15	23	<b>1.119</b>	0.206	89.55
8	29	Steller Performance () Richard WILLIAMS (GBR) / Sennan FIELDING (GBR)	Audi R8 LMS GT4	<b>2:00.197</b>	8	16	<b>1.968</b>	0.849	88.92
9	32	Track Focused () Mike MCCOLLUM (GBR) / Sean COOPER (GBR)	KTM X-Bow GT4	<b>2:00.493</b>	4	9	<b>2.264</b>	0.296	88.70

Weather / Track : Cloudy / Dry

These results are provisional until the conclusion of any judicial and technical matters.

Snetterton 300

Circuit Length = 2.9689 miles

Start: 11:40 Flag 12:40 End: 12:44

Race Director : Peter Daly

Stewards :

Timekeeper :

## British GT Championship

### FREE PRACTICE 2 - COMBINED CLASSIFICATION

POS	NO	CL	PIC	NAME	ENTRY	FIRST		SECOND		GAP	DIFF
						TIME	LAPS	TIME	LAPS		
1	8	GT3PA	1	Team ABBA Racing	Mercedes-AMG GT3	1:50.355	19	1:48.558	26		
2	72	GT3PA	2	Barwell Motorsport	Lamborghini Huracan GT3 EVO	1:49.186	22	1:48.631	23	0.073	0.073
3	69	GT3PA	3	Barwell Motorsport	Lamborghini Huracan GT3 EVO	1:49.493	25	1:48.908	28	0.350	0.277
4	2	GT3PA	4	TF Sport	Aston Martin V8 Vantage GT3	1:49.175	28	1:48.913	27	0.355	0.005
5	99	GT3PA	5	Beechdean AMR	Aston Martin V8 Vantage GT3	1:49.436	28	1:49.190	28	0.632	0.277
6	31	GT3PA	6	JRM Racing	Bentley Continental GT3	1:49.543	15	1:49.192	24	0.634	0.002
7	47	GT3PA	7	TF Sport	Aston Martin V8 Vantage GT3	1:49.697	23	1:49.399	24	0.841	0.207
8	22	GT3PA	8	Balfe Motorsport	McLaren 720S GT3	1:49.591	22	1:49.517	22	0.959	0.118
9	3	GT3PA	9	Century Motorsport	BMW M6 GT3	1:50.708	25	1:49.542	26	0.984	0.025
10	7	GT3S	1	Team Parker Racing	Bentley Continental GT3	1:50.284	18	1:49.654	23	1.096	0.112
11	9	GT3S	2	Century Motorsport	BMW M6 GT3	1:51.678	22	1:49.905	23	1.347	0.251
12	96	GT3S	3	Optimum Motorsport	Aston Martin V8 Vantage GT3	1:50.273	30	1:50.653	26	1.715	0.368
13	18	GT3PA	10	WPI Motorsport	Lamborghini Huracan GT3 EVO	1:50.348	25	1:51.980	15	1.790	0.075
14	44	GT4PA	1	Invictus Games Racing	Jaguar F-TYPE SVR GT4	1:58.600	20	1:58.229	25	9.671	7.881
15	66	GT4PA	2	Team Parker Racing	Mercedes-AMG GT4	1:58.561	19	1:58.445	22	9.887	0.216
16	88	GT4PA	3	GT Marques	Porsche 718 Cayman GT4 Clubsport	1:58.478	18	1:58.562	25	9.920	0.033
17	20	GT4PA	4	Balfe Motorsport	McLaren 570S GT4	1:59.380	14	1:58.548	25	9.990	0.070
18	42	GT4S	1	Century Motorsport	BMW M4 GT4	1:59.344	20	1:58.565	19	10.007	0.017
19	97	GT4S	2	TF Sport	Aston Martin V8 Vantage GT4	1:58.974	25	1:58.614	25	10.056	0.049
20	15	GT4S	3	Multimatic Motorsports Europe	Ford Mustang GT4	1:58.996	20	1:58.749	25	10.191	0.135
21	35	GT4S	4	Optimum Motorsport	Aston Martin V8 Vantage GT4	1:59.697	26	1:58.776	24	10.218	0.027
22	43	GT4S	5	Century Motorsport	BMW M4 GT4	2:00.390	23	1:58.827	10	10.269	0.051
23	11	GT4PA	5	Beechdean AMR	Aston Martin V8 Vantage GT4	1:58.888	16	1:59.348	23	10.330	0.061
24	5	GT4S	6	Tolman Motorsport	McLaren 570S GT4	1:58.893	23	1:59.768	21	10.335	0.005
25	77	GT4PA	6	Fox Motorsport	Mercedes-AMG GT4	1:59.104	23	1:58.897	25	10.339	0.004
26	95	GT4S	7	TF Sport	Aston Martin V8 Vantage GT4	1:59.464	24	1:58.909	19	10.351	0.012
27	4	GT4S	8	Tolman Motorsport	McLaren 570S GT4	1:59.008	25	1:59.613	23	10.450	0.099
28	19	GT4PA	7	Multimatic Motorsports Europe	Ford Mustang GT4	1:59.712	22	1:59.142	23	10.584	0.134
29	29	GT4PA	8	Steller Performance	Audi R8 LMS GT4	1:59.174	22	2:00.197	16	10.616	0.032
30	23	GT4S	9	RACE Performance	Ford Mustang GT4	1:59.326	25	1:59.187	25	10.629	0.013
31	75	GT4S	10	Optimum Motorsport	Aston Martin V8 Vantage GT4	1:59.586	25	1:59.496	25	10.938	0.309
32	57	GT4S	11	HHC Motorsport	McLaren 570S GT4	1:59.579	18	1:59.853	17	11.021	0.083
33	62	GT4S	12	Academy Motorsport	Aston Martin V8 Vantage GT4	1:59.891	15	1:59.700	22	11.142	0.121
34	58	GT4S	13	HHC Motorsport	McLaren 570S GT4	1:59.986	19	2:00.632	19	11.428	0.286
35	61	GT4S	14	Academy Motorsport	Aston Martin V8 Vantage GT4	2:00.618	21	2:00.463	17	11.905	0.477
36	32	GT4PA	9	Track Focused	KTM X-Bow GT4	2:01.431	23	2:00.493	9	11.935	0.030

Snetterton 300  
 Circuit Length = 2.9689 miles  
 Start: 11:40 Flag 12:40 End: 12:44

Weather / Track : Cloudy / Dry

These results are provisional until the conclusion of any judicial and technical matters.

Race Director : Peter Daly	Stewards :	Timekeeper :
----------------------------	------------	--------------

Results can be found at [www.tsl-timing.com](http://www.tsl-timing.com)

Printed - 12:51 Saturday, 18 May 2019

# British GT Championship

## FREE PRACTICE 2 - BEST SECTORS

SECTOR 1			SECTOR 2			SECTOR 3			IDEAL / BEST COMPARISON						
POS	NO	NAME	TIME	NO	NAME	TIME	NO	NAME	TIME	POS	NO	NAME	IDEAL	BEST	DIFF
													<b>PERFECT LAP</b>	<b>1:48.236</b>	
1	69	Barwell Motorsport	33.926	72	Barwell Motorsport	38.665	8	Team ABBA Racing	35.645	1	69	Barwell Motorsport	1:48.457	1:48.908	0.451
2	31	JRM Racing	33.970	8	Team ABBA Racing	38.744	69	Barwell Motorsport	35.701	2	8	Team ABBA Racing	1:48.521	1:48.558	0.037
3	72	Barwell Motorsport	34.015	69	Barwell Motorsport	38.830	2	TF Sport	35.766	3	72	Barwell Motorsport	1:48.535	1:48.631	0.096
4	99	Beechdean AMR	34.040	2	TF Sport	38.969	72	Barwell Motorsport	35.855	4	2	TF Sport	1:48.785	1:48.913	0.128
5	2	TF Sport	34.050	22	Balfe Motorsport	39.022	47	TF Sport	35.865	5	99	Beechdean AMR	1:49.074	1:49.190	0.116
6	8	Team ABBA Racing	34.132	47	TF Sport	39.058	99	Beechdean AMR	35.882	6	47	TF Sport	1:49.090	1:49.399	0.309
7	47	TF Sport	34.167	99	Beechdean AMR	39.152	31	JRM Racing	35.952	7	31	JRM Racing	1:49.133	1:49.192	0.059
8	22	Balfe Motorsport	34.168	31	JRM Racing	39.211	3	Century Motorsport	35.963	8	22	Balfe Motorsport	1:49.357	1:49.517	0.160
9	3	Century Motorsport	34.253	3	Century Motorsport	39.242	7	Team Parker Racing	35.999	9	3	Century Motorsport	1:49.458	1:49.542	0.084
10	7	Team Parker Racing	34.269	9	Century Motorsport	39.242	22	Balfe Motorsport	36.167	10	7	Team Parker Racing	1:49.634	1:49.654	0.020
11	9	Century Motorsport	34.337	7	Team Parker Racing	39.366	9	Century Motorsport	36.171	11	9	Century Motorsport	1:49.750	1:49.905	0.155
12	96	Optimum Motorsport	34.612	96	Optimum Motorsport	39.494	96	Optimum Motorsport	36.493	12	96	Optimum Motorsport	1:50.599	1:50.653	0.054
13	18	WPI Motorsport	34.694	18	WPI Motorsport	39.727	18	WPI Motorsport	36.858	13	18	WPI Motorsport	1:51.279	1:51.980	0.701
14	44	Invictus Games Rac	36.864	44	Invictus Games Rac	41.956	20	Balfe Motorsport	39.046	14	44	Invictus Games Rac	1:58.229	1:58.229	0.000
15	57	HHC Motorsport	36.915	88	GT Marques	42.014	57	HHC Motorsport	39.077	15	20	Balfe Motorsport	1:58.366	1:58.548	0.182
16	66	Team Parker Racing	37.009	97	TF Sport	42.064	42	Century Motorsport	39.115	16	66	Team Parker Racing	1:58.381	1:58.445	0.064
17	42	Century Motorsport	37.043	35	Optimum Motorsport	42.133	15	Multimatic Motorsport	39.126	17	97	TF Sport	1:58.397	1:58.614	0.217
18	97	TF Sport	37.061	66	Team Parker Racing	42.165	19	Multimatic Motorsport	39.159	18	88	GT Marques	1:58.420	1:58.562	0.142
19	88	GT Marques	37.092	77	Fox Motorsport	42.179	43	Century Motorsport	39.198	19	15	Multimatic Motorsport	1:58.507	1:58.749	0.242
20	20	Balfe Motorsport	37.116	20	Balfe Motorsport	42.204	77	Fox Motorsport	39.199	20	42	Century Motorsport	1:58.565	1:58.565	0.000
21	15	Multimatic Motorsport	37.175	15	Multimatic Motorsport	42.206	66	Team Parker Racing	39.207	21	77	Fox Motorsport	1:58.571	1:58.897	0.326
22	77	Fox Motorsport	37.193	43	Century Motorsport	42.349	95	TF Sport	39.228	22	35	Optimum Motorsport	1:58.720	1:58.776	0.056
23	19	Multimatic Motorsport	37.206	42	Century Motorsport	42.407	35	Optimum Motorsport	39.237	23	57	HHC Motorsport	1:58.753	1:59.853	1.100
24	95	TF Sport	37.212	19	Multimatic Motorsport	42.408	97	TF Sport	39.272	24	19	Multimatic Motorsport	1:58.773	1:59.142	0.369
25	11	Beechdean AMR	37.228	23	RACE Performance	42.438	23	RACE Performance	39.302	25	43	Century Motorsport	1:58.827	1:58.827	0.000
26	43	Century Motorsport	37.280	95	TF Sport	42.469	88	GT Marques	39.314	26	95	TF Sport	1:58.909	1:58.909	0.000
27	62	Academy Motorsport	37.320	75	Optimum Motorsport	42.504	11	Beechdean AMR	39.362	27	23	RACE Performance	1:59.063	1:59.187	0.124
28	23	RACE Performance	37.323	11	Beechdean AMR	42.513	5	Tolman Motorsport	39.400	28	11	Beechdean AMR	1:59.103	1:59.348	0.245
29	35	Optimum Motorsport	37.350	4	Tolman Motorsport	42.526	44	Invictus Games Rac	39.409	29	75	Optimum Motorsport	1:59.309	1:59.496	0.187
30	75	Optimum Motorsport	37.369	62	Academy Motorsport	42.555	75	Optimum Motorsport	39.436	30	62	Academy Motorsport	1:59.366	1:59.700	0.334
31	4	Tolman Motorsport	37.439	5	Tolman Motorsport	42.602	62	Academy Motorsport	39.491	31	5	Tolman Motorsport	1:59.500	1:59.768	0.268
32	61	Academy Motorsport	37.455	61	Academy Motorsport	42.631	29	Steller Performance	39.592	32	4	Tolman Motorsport	1:59.585	1:59.613	0.028
33	5	Tolman Motorsport	37.498	29	Steller Performance	42.730	4	Tolman Motorsport	39.620	33	29	Steller Performance	1:59.834	2:00.197	0.363
34	29	Steller Performance	37.512	57	HHC Motorsport	42.761	32	Track Focused	39.668	34	61	Academy Motorsport	1:59.929	2:00.463	0.534
35	58	HHC Motorsport	37.708	32	Track Focused	42.865	58	HHC Motorsport	39.773	35	58	HHC Motorsport	2:00.385	2:00.632	0.247
36	32	Track Focused	37.869	58	HHC Motorsport	42.904	61	Academy Motorsport	39.843	36	32	Track Focused	2:00.402	2:00.493	0.091

Weather / Track : Cloudy / Dry

Results can be found at [www.tsl-timing.com](http://www.tsl-timing.com)

Snetterton 300

Circuit Length = 2.9689 miles

Start: 11:40 Flag 12:40 End: 12:44

Printed - 12:52 Saturday, 18 May 2019

# British GT Championship

## FREE PRACTICE 2 - BEST SPEEDS

POS	INTERMEDIATE 1			INTERMEDIATE 2			FINISH LINE		
	NO	NAME	MPH	NO	NAME	MPH	NO	NAME	MPH
1	31	JRM Racing	133.1	31	JRM Racing	153.2	31	JRM Racing	139.5
2	47	TF Sport	132.3	22	Balfe Motorsport	152.1	22	Balfe Motorsport	139.2
3	8	Team ABBA Racing	132.1	3	Century Motorsport	152.1	7	Team Parker Racing	138.6
4	7	Team Parker Racing	132.1	7	Team Parker Racing	152.1	47	TF Sport	138.3
5	3	Century Motorsport	131.8	2	TF Sport	151.8	3	Century Motorsport	138.3
6	9	Century Motorsport	131.8	47	TF Sport	151.8	2	TF Sport	137.7
7	99	Beechdean AMR	131.5	99	Beechdean AMR	151.4	8	Team ABBA Racing	137.5
8	69	Barwell Motorsport	131.0	8	Team ABBA Racing	151.1	72	Barwell Motorsport	137.5
9	96	Optimum Motorsport	130.8	9	Century Motorsport	150.8	9	Century Motorsport	137.2
10	72	Barwell Motorsport	130.0	96	Optimum Motorsport	150.8	96	Optimum Motorsport	137.2
11	44	Invictus Games Racing	122.0	18	WPI Motorsport	149.4	69	Barwell Motorsport	136.9
12	20	Balfe Motorsport	121.1	72	Barwell Motorsport	149.1	18	WPI Motorsport	136.6
13	88	GT Marques	120.9	69	Barwell Motorsport	148.7	99	Beechdean AMR	136.3
14	43	Century Motorsport	120.9	44	Invictus Games Racing	142.1	44	Invictus Games Racing	127.5
15	5	Tolman Motorsport	120.9	20	Balfe Motorsport	141.5	42	Century Motorsport	126.8
16	77	Fox Motorsport	120.6	42	Century Motorsport	141.5	43	Century Motorsport	126.8
17	57	HHC Motorsport	120.6	43	Century Motorsport	140.6	20	Balfe Motorsport	126.3
18	66	Team Parker Racing	120.4	5	Tolman Motorsport	139.8	23	RACE Performance	126.3
19	42	Century Motorsport	120.4	57	HHC Motorsport	139.8	77	Fox Motorsport	126.1
20	19	Multimatic Motorsports Europe	120.2	66	Team Parker Racing	139.5	5	Tolman Motorsport	126.1
21	23	RACE Performance	120.2	88	GT Marques	139.5	57	HHC Motorsport	126.1
22	4	Tolman Motorsport	120.2	4	Tolman Motorsport	139.5	66	Team Parker Racing	125.6
23	29	Steller Performance	120.2	77	Fox Motorsport	139.2	11	Beechdean AMR	125.6
24	58	HHC Motorsport	120.2	23	RACE Performance	139.2	58	HHC Motorsport	125.6
25	15	Multimatic Motorsports Europe	119.8	58	HHC Motorsport	139.2	88	GT Marques	125.4
26	35	Optimum Motorsport	119.6	19	Multimatic Motorsports Europe	138.9	19	Multimatic Motorsports Europe	125.4
27	97	TF Sport	119.4	29	Steller Performance	138.9	15	Multimatic Motorsports Europe	125.2
28	11	Beechdean AMR	119.4	15	Multimatic Motorsports Europe	138.3	4	Tolman Motorsport	125.2
29	95	TF Sport	118.5	11	Beechdean AMR	138.3	29	Steller Performance	124.9
30	62	Academy Motorsport	118.5	97	TF Sport	137.2	97	TF Sport	124.7
31	61	Academy Motorsport	118.3	61	Academy Motorsport	137.2	62	Academy Motorsport	124.2
32	75	Optimum Motorsport	117.9	35	Optimum Motorsport	136.6	35	Optimum Motorsport	124.0
33	32	Track Focused	115.9	95	TF Sport	136.3	95	TF Sport	123.8
34				62	Academy Motorsport	136.3	61	Academy Motorsport	123.5
35				75	Optimum Motorsport	135.0	75	Optimum Motorsport	122.0
36				32	Track Focused	131.8	32	Track Focused	120.0

Weather / Track : Cloudy / Dry

Results can be found at [www.tsl-timing.com](http://www.tsl-timing.com)

Snetterton 300

Circuit Length = 2.9689 miles

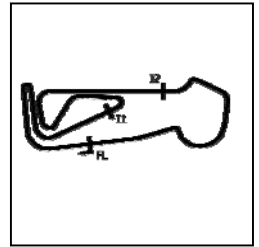
Start: 11:40 Flag 12:40 End: 12:44

Printed - 12:52 Saturday, 18 May 2019



# British GT Championship

## FREE PRACTICE 2 - SECTOR ANALYSIS



SECTOR 1 = FL to I1, SECTOR 2 = I1 to I2, SECTOR 3 = I2 to FL, DIFF = Difference To Personal Best Lap, P = Crossed Finish Line in Pit Lane, D = Time Disallowed

P1		8 GT3PA Team ABBA Racing				Mercedes-AMG GT3				
IDEAL LAP TIME : 1:48.521		BEST LAP TIME : 1:48.558				DIFFERENCE : 0.037				
D1: Richard NEARY		D2: Adam CHRISTODOULOU								
LAP	SECTOR 1	SECTOR 2		SECTOR 3		LAP TIME	MPH	DIFF	TIME OF DAY	
1 - D2	OUTLAP	127.8	39.807	147.1	37.464	136.9	1:58.365	90.29	9.807	11:42:14.553
2 - D2	<b>34.132</b>	<b>132.1</b>	39.175	150.8	36.370	135.8	1:49.677 (3)	97.45	1.119	11:44:04.230
3 - D2	34.169	<b>132.1</b>	<b>38.744</b>	150.4	<b>35.645</b>	<b>137.5</b>	<b>1:48.558 (1)</b>	<b>98.45</b>		<b>11:45:52.788</b>
4 - D2	34.177	<b>132.1</b>	39.085	<b>151.1</b>	36.011	136.9	1:49.273 (2)	97.81	0.715	11:47:42.061
5 - D2	34.277	131.3	39.480	150.8	IN PIT		7:17.965 P	24.40	5:29.407	11:55:00.026
6 - D1	OUTLAP	128.0	41.261	143.7	37.415	135.8	1:57.675	90.82	9.117	11:56:57.701
7 - D1	34.809	130.0	40.356	147.1	37.334	136.1	1:52.499	95.00	3.941	11:58:50.200
8 - D1	35.649	128.5	41.958	147.8	37.386	136.9	1:54.993	92.94	6.435	12:00:45.193
9 - D1	36.454	130.5	41.042	149.1	37.714	134.2	1:55.210	92.77	6.652	12:02:40.403
10 - D1	39.632	128.5	40.303	148.4	37.155	136.1	1:57.090	91.28	8.532	12:04:37.493
11 - D1	34.878	130.5	39.936	148.4	36.921	136.3	1:51.735	95.65	3.177	12:06:29.228
12 - D1	36.879	130.5	40.136	150.1	47.505	135.8	2:04.520	85.83	15.962	12:08:33.748
13 - D1	34.956	131.0	40.102	148.7	37.529	135.8	1:52.587	94.93	4.029	12:10:26.335
14 - D1	35.616	130.8	39.725	150.1	37.551	136.1	1:52.892	94.67	4.334	12:12:19.227
15 - D1	34.566	131.5	39.924	149.1	37.599	135.2	1:52.089	95.35	3.531	12:14:11.316
16 - D1	34.766	130.8	40.208	148.4	IN PIT		4:26.874 P	40.04	2:38.316	12:18:38.190
17 - D1	OUTLAP	73.5	44.357	145.2	38.385	136.3	2:15.751	78.73	27.193	12:20:53.941
18 - D1	34.625	130.8	39.714	148.7	36.937	135.2	1:51.276	96.05	2.718	12:22:45.217
19 - D1	34.791	131.3	39.855	149.4	37.253	136.6	1:51.899	95.51	3.341	12:24:37.116
20 - D1	35.359	130.8	40.099	149.1	39.447	136.1	1:54.905	93.01	6.347	12:26:32.021
21 - D1	35.055	130.3	41.012	110.1	45.651	136.3	2:01.718	87.81	13.160	12:28:33.739
22 - D1	35.163	130.5	39.889	148.1	37.460	136.1	1:52.512	94.99	3.954	12:30:26.251
23 - D1	35.018	131.5	40.241	149.4	37.150	<b>137.5</b>	1:52.409	95.08	3.851	12:32:18.660
24 - D1	35.878	130.8	40.597	149.4	37.481	<b>137.5</b>	1:53.956	93.79	5.398	12:34:12.616
25 - D1	35.707	130.0	41.512	149.7	37.453	135.8	1:54.672	93.20	6.114	12:36:07.288
26 - D1	35.287	131.3	39.939	150.4	38.892	131.0	1:54.118	93.65	5.560	12:38:01.406

P2		72 GT3PA Barwell Motorsport				Lamborghini Huracan GT3 EVO				
IDEAL LAP TIME : 1:48.535		BEST LAP TIME : 1:48.631				DIFFERENCE : 0.096				
D1: Adam BALON		D2: Phil KEEN								
LAP	SECTOR 1	SECTOR 2		SECTOR 3		LAP TIME	MPH	DIFF	TIME OF DAY	
1 - D2	OUTLAP	128.3	39.644	144.9	39.006	134.2	1:56.683	91.59	8.052	11:42:07.165
2 - D2	34.153	129.8	39.313	147.8	36.351	134.4	1:49.817 (3)	97.32	1.186	11:43:56.982
3 - D2	34.090	129.8	38.963	147.8	36.041	135.8	1:49.094 (2)	97.97	0.463	11:45:46.076
4 - D2	34.196	129.5	38.896	<b>149.1</b>	IN PIT		2:57.862 P	60.09	1:09.231	11:48:43.938
5 - D1	OUTLAP	128.5	39.908	140.9	39.464	135.2	2:01.480	87.98	12.849	11:50:45.418
6 - D1	35.482	129.0	41.662	145.8	37.579	135.0	1:54.723	93.16	6.092	11:52:40.141
7 - D1	34.864	129.8	39.937	147.8	37.674	134.7	1:52.475	95.02	3.844	11:54:32.616
8 - D1	35.365	127.5	40.202	147.1	36.918	135.0	1:52.485	95.01	3.854	11:56:25.101
9 - D1	34.713	129.3	39.883	147.8	36.787	135.5	1:51.383	95.95	2.752	11:58:16.484
10 - D1	34.925	129.3	40.132	146.2	36.962	135.2	1:52.019	95.41	3.388	12:00:08.503
11 - D1	34.619	129.8	39.805	148.4	36.838	136.1	1:51.262	96.06	2.631	12:01:59.765
12 - D1	35.208	<b>130.0</b>	40.273	148.1	44.495	135.2	1:59.976	89.08	11.345	12:03:59.741
13 - D1	35.370	128.0	39.947	139.2	IN PIT		5:13.806 P	34.05	3:25.175	12:09:13.547
14 - D1	OUTLAP	127.3	44.664	120.2	41.091	133.6	2:07.100	84.09	18.469	12:11:20.647
15 - D1	34.629	129.8	39.107	148.1	36.665	135.5	1:50.401	96.81	1.770	12:13:11.048
16 - D1	34.628	128.3	41.406	126.8	38.188	135.5	1:54.222	93.57	5.591	12:15:05.270
17 - D1	34.623	129.3	40.311	148.4	IN PIT		3:55.272 P	45.42	2:06.641	12:19:00.542
18 - D2	OUTLAP	129.3	40.351	144.6	40.162	135.2	1:57.803	90.72	9.172	12:20:58.345
19 - D2	34.111	<b>130.0</b>	<b>38.665</b>	148.1	<b>35.855</b>	<b>137.5</b>	<b>1:48.631 (1)</b>	<b>98.38</b>		<b>12:22:46.976</b>
20 - D2	36.119	128.5	42.955	144.3	39.037	136.6	1:58.111	90.49	9.480	12:24:45.087
21 - D2	<b>34.015</b>	129.3	39.134	148.7	IN PIT		3:08.666 P	56.65	1:20.035	12:27:53.753
22 - D1	OUTLAP	118.3	42.681	127.8	IN PIT		3:23.356 P	52.55	1:34.725	12:31:17.109
23 - D1	OUTLAP	128.0	39.926	146.8	IN PIT		3:10.514 P	56.10	1:21.883	12:34:27.623

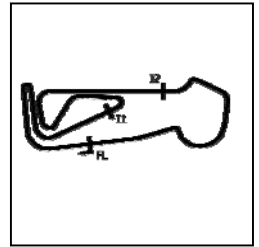
Weather / Track : Cloudy / Dry

Snetterton 300  
Circuit Length = 2.9689 miles  
Start: 11:40 Flag 12:40 End: 12:44



# British GT Championship

## FREE PRACTICE 2 - SECTOR ANALYSIS



SECTOR 1 = FL to I1, SECTOR 2 = I1 to I2, SECTOR 3 = I2 to FL, DIFF = Difference To Personal Best Lap, P = Crossed Finish Line in Pit Lane, D = Time Disallowed

P3 69 GT3PA Barwell Motorsport			Lamborghini Huracan GT3 EVO				
IDEAL LAP TIME : 1:48.457		BEST LAP TIME : 1:48.908		DIFFERENCE : 0.451			
D1: Sam DE HAAN		D2: Jonny COCKER					
LAP	SECTOR 1	SECTOR 2	SECTOR 3	LAP TIME	MPH	DIFF	TIME OF DAY
1 - D1	OUTLAP	126.3	40.871 144.9	39.742 133.6	2:01.363	88.06	12:42:10.010
2 - D1	35.801	127.5	40.910 145.8	37.494 133.6	1:54.205	93.58	11:44:04.215
3 - D1	35.675	127.8	40.540 145.8	37.047 134.2	1:53.262	94.36	11:45:57.477
4 - D1	35.108	128.0	40.036 147.8	36.953 134.7	1:52.097	95.34	11:47:49.574
5 - D1	34.812	128.0	39.879 147.1	36.643 134.7	1:51.334	96.00	11:49:40.908
6 - D1	35.263	125.2	39.911 147.4	36.776 135.8	1:51.950	95.47	11:51:32.858
7 - D1	34.766	129.0	40.000 147.1	37.217 135.5	1:51.983	95.44	11:53:24.841
8 - D1	34.717	129.5	40.214 148.1	40.354 134.7	1:55.285	92.71	11:55:20.126
9 - D1	34.808	129.5	40.135 147.4	36.729 135.2	1:51.672	95.70	11:57:11.798
10 - D1	34.806	129.3	40.119 <b>148.7</b>	IN PIT	6:20.435 <b>P</b>	28.09	4:31:527 12:03:32.233
11 - D2	OUTLAP	127.8	42.134 111.8	40.565 135.0	2:00.403	88.76	12:05:32.636
12 - D2	34.247	129.8	38.942 147.8	35.923 135.5	1:49.112 <b>(2)</b>	97.95	12:07:21.748
13 - D2	<b>33.926</b>	130.5	41.676 147.4	39.122 135.0	1:54.724	93.16	12:09:16.472
<b>14 - D2</b>	34.224	129.8	38.983 148.4	<b>35.701</b> 135.5	<b>1:48.908 (1)</b>	<b>98.13</b>	<b>12:11:05.380</b>
15 - D2	34.053	<b>131.0</b>	39.540 148.1	36.629 134.4	1:50.222	96.96	12:12:55.602
16 - D2	34.142	129.8	<b>38.830 148.7</b>	IN PIT	3:34.518 <b>P</b>	49.82	1:45:610 12:16:30.120
17 - D1	OUTLAP	125.9	40.046 147.1	36.924 135.2	1:56.289	91.90	12:18:26.409
18 - D1	35.152	128.3	39.584 147.8	36.796 136.6	1:51.532	95.82	12:20:17.941
19 - D1	35.541	129.5	39.493 147.4	36.680 136.1	1:51.714	95.67	12:22:09.655
20 - D1	34.871	128.0	39.832 148.1	37.269 135.8	1:51.972	95.45	12:24:01.627
21 - D1	34.550	129.8	39.769 147.1	36.379 135.8	1:50.698	96.55	12:25:52.325
22 - D1	34.495	129.3	39.628 147.8	36.017 136.3	1:50.140	97.04	12:27:42.465
23 - D1	34.347	130.0	39.276 148.1	36.873 136.6	1:50.496	96.72	12:29:32.961
24 - D1	34.414	129.8	40.274 148.4	36.080 136.6	1:50.768	96.49	12:31:23.729
25 - D1	34.435	130.0	39.372 <b>148.7</b>	36.248 <b>136.9</b>	1:50.055	97.11	12:33:13.784
26 - D1	34.503	130.3	40.028 147.4	36.249 136.3	1:50.780	96.48	12:35:04.564
27 - D1	34.766	129.8	39.197 148.1	35.993 136.1	1:49.956	97.20	12:36:54.520
28 - D1	34.166	129.8	39.153 148.1	36.231 136.1	1:49.550 <b>(3)</b>	97.56	0.642 12:38:44.070

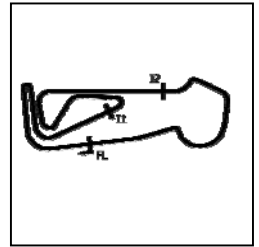
P4 2 GT3PA TF Sport			Aston Martin V8 Vantage GT3				
IDEAL LAP TIME : 1:48.785		BEST LAP TIME : 1:48.913		DIFFERENCE : 0.128			
D1: Mark FARMER		D2: Nicki THIM					
LAP	SECTOR 1	SECTOR 2	SECTOR 3	LAP TIME	MPH	DIFF	TIME OF DAY
1 - D2	OUTLAP	39.748	149.1	37.583 135.5	1:56.126	92.03	11:42:09.355
2 - D2	34.612	39.314 <b>151.8</b>	36.387 136.9	1:50.313	96.88	1.400	11:43:59.668
3 - D2	34.563	39.301 150.8	36.365 135.2	1:50.229	96.96	1.316	11:45:49.897
4 - D2	34.514	39.390 150.8	IN PIT	3:19.292 <b>P</b>	53.63	1:30.379	11:49:09.189
5 - D1	OUTLAP	41.030	151.1	38.147 136.3	1:59.295	89.59	11:51:08.484
6 - D1	35.179	41.329 150.4	38.180 136.1	1:54.688	93.19	5.775	11:53:03.172
7 - D1	34.917	40.033 150.4	36.927 135.8	1:51.877	95.53	2.964	11:54:55.049
8 - D1	35.134	40.123 150.1	IN PIT	3:06.255 <b>P</b>	57.38	1:17.342	11:58:01.304
9 - D1	OUTLAP	45.039	122.6	37.964 136.1	2:03.651	86.43	14.738 12:00:04.955
10 - D1	34.481	39.523 150.8	36.397 136.6	1:50.401	96.81	1.488	12:01:55.356
11 - D1	34.505	39.759 150.8	36.519 136.1	1:50.783	96.47	1.870	12:03:46.139
12 - D1	34.492	39.653 151.1	37.512 135.8	1:51.657	95.72	2.744	12:05:37.796
13 - D1	34.982	39.711 150.4	IN PIT	3:59.757 <b>P</b>	44.57	2:10.844	12:09:37.553
14 - D2	OUTLAP	40.652	150.4	37.670 135.8	1:57.518	90.94	8.605 12:11:35.071
15 - D2	34.088	39.340 150.1	35.833 136.6	1:49.261 <b>(3)</b>	97.82	0.348	12:13:24.332
16 - D2	34.454	<b>38.969</b> 149.7	<b>35.766</b> 137.2	1:49.189 <b>(2)</b>	97.88	0.276	12:15:13.521
17 - D2	34.344	39.009 150.4	IN PIT	3:28.064 <b>P</b>	51.36	1:39.151	12:18:41.585
18 - D2	OUTLAP	39.138	150.4	37.194 136.6	1:54.499	93.34	5.586 12:20:36.084
<b>19 - D2</b>	<b>34.050</b>	39.027 150.1	35.836 137.5	<b>1:48.913 (1)</b>	<b>98.13</b>		<b>12:22:24.997</b>
20 - D2	34.223	39.225 151.1	IN PIT	3:05.098 <b>P</b>	57.74	1:16.185	12:25:30.095
21 - D1	OUTLAP	40.145	150.4	37.484 136.6	1:56.765	91.53	7.852 12:27:26.860
22 - D1	34.600	39.931 150.8	36.513 136.9	1:51.044	96.25	2.131	12:29:17.904
23 - D1	34.744	39.745 149.7	36.501 <b>137.7</b>	1:50.990	96.29	2.077	12:31:08.894
24 - D1	35.681	40.418 150.4	36.577 136.9	1:52.676	94.85	3.763	12:33:01.570
25 - D1	34.803	40.087 149.7	36.765 136.3	1:51.655	95.72	2.742	12:34:53.225
26 - D1	34.813	39.820 150.1	36.615 <b>137.7</b>	1:51.248	96.07	2.335	12:36:44.473

Weather / Track : Cloudy / Dry

Snetterton 300  
Circuit Length = 2.9689 miles  
Start: 11:40 Flag 12:40 End: 12:44

# British GT Championship

## FREE PRACTICE 2 - SECTOR ANALYSIS



SECTOR 1 = FL to I1, SECTOR 2 = I1 to I2, SECTOR 3 = I2 to FL, DIFF = Difference To Personal Best Lap, P = Crossed Finish Line in Pit Lane, D = Time Disallowed  
 27 - D1 34.716 40.585 147.4 37.257 136.9 1:52.558 94.95 3.645 12:38:37.031

P5 99 GT3PA Beechdean AMR		Aston Martin V8 Vantage GT3											
IDEAL LAP TIME : 1:49.074		BEST LAP TIME : 1:49.190			DIFFERENCE : 0.116								
D1: Andrew HOWARD		D2: Marco SØRENSEN											
LAP	SECTOR 1	SECTOR 2	SECTOR 3	LAP TIME	MPH	DIFF	TIME OF DAY						
1 - D2	OUTLAP	129.5	39.740	144.6	38.051	134.7	1:56.611	91.65	7.421	11:42:08.846			
2 - D2	<b>34.040</b>	<b>131.5</b>	39.195	149.7	36.425	135.5	1:49.660 (2)	97.46	0.470	11:43:58.506			
3 - D2	34.156	<b>131.5</b>	<b>39.152</b>	150.4	<b>35.882</b>	<b>136.3</b>	<b>1:49.190 (1)</b>	<b>97.88</b>		<b>11:45:47.696</b>			
4 - D2	34.622	128.8	39.722	149.7	36.268	135.0	1:50.612	96.62	1.422	11:47:38.308			
5 - D2	34.642	130.0	39.682	150.4	IN PIT		3:47.799 P	46.91	1:58.609	11:51:26.107			
6 - D2	OUTLAP	130.5	39.781	149.4	36.736	135.0	1:55.142	92.82	5.952	11:53:21.249			
7 - D2	35.246	130.8	39.612	150.1	36.947	135.0	1:51.805	95.59	2.615	11:55:13.054			
8 - D2	34.605	130.3	39.386	<b>151.4</b>	IN PIT		4:20.613 P	41.01	2:31.423	11:59:33.667			
9 - D2	OUTLAP	129.3	40.284	149.7	36.347	135.0	1:54.942	92.98	5.752	12:01:28.609			
10 - D2	34.473	130.3	39.482	149.4	36.219	135.8	1:50.174 (3)	97.01	0.984	12:03:18.783			
11 - D2	34.684	130.3	40.065	150.4	IN PIT		3:53.119 P	45.84	2:03.929	12:07:11.902			
12 - D1	OUTLAP	121.1	45.067	147.8	39.593	135.0	2:07.280	83.97	18.090	12:09:19.182			
13 - D1	36.084	129.5	40.895	148.4	37.568	134.4	1:54.547	93.30	5.357	12:11:13.729			
14 - D1	35.377	129.0	40.475	148.1	37.856	134.4	1:53.708	93.99	4.518	12:13:07.437			
15 - D1	35.084	129.8	40.564	149.1	37.664	134.7	1:53.312	94.32	4.122	12:15:00.749			
16 - D1	35.177	129.5	40.502	148.4	37.415	134.7	1:53.094	94.50	3.904	12:16:53.843			
17 - D1	34.911	129.5	40.129	148.7	36.902	135.5	1:51.942	95.47	2.752	12:18:45.785			
18 - D1	35.627	129.5	40.438	148.7	38.043	135.0	1:54.108	93.66	4.918	12:20:39.893			
19 - D1	35.278	129.8	40.257	148.1	37.943	135.2	1:53.478	94.18	4.288	12:22:33.371			
20 - D1	35.102	128.5	40.313	148.7	37.104	135.5	1:52.519	94.98	3.329	12:24:25.890			
21 - D1	35.030	129.3	40.325	149.1	37.305	136.1	1:52.660	94.87	3.470	12:26:18.550			
22 - D1	35.040	129.5	40.791	149.4	37.599	136.1	1:53.430	94.22	4.240	12:28:11.980			
23 - D1	35.670	128.3	40.592	149.1	37.693	135.2	1:53.955	93.79	4.765	12:30:05.935			
24 - D1	35.217	129.3	40.558	149.1	37.694	136.1	1:53.469	94.19	4.279	12:31:59.404			
25 - D1	35.881	128.5	41.539	148.7	37.537	135.2	1:54.957	92.97	5.767	12:33:54.361			
26 - D1	35.404	130.3	40.495	148.4	37.268	135.5	1:53.167	94.44	3.977	12:35:47.528			
27 - D1	35.336	129.8	40.247	149.4	37.211	135.8	1:52.794	94.75	3.604	12:37:40.322			
28 - D1	35.322	130.3	40.330	148.7	37.260	<b>136.3</b>	1:52.912	94.65	3.722	12:39:33.234			

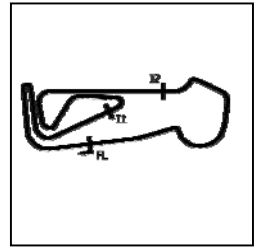
P6 31 GT3PA JRM Racing		Bentley Continental GT3											
IDEAL LAP TIME : 1:49.133		BEST LAP TIME : 1:49.192			DIFFERENCE : 0.059								
D1: Rick PARFITT JNR		D2: Seb MORRIS											
LAP	SECTOR 1	SECTOR 2	SECTOR 3	LAP TIME	MPH	DIFF	TIME OF DAY						
1 - D1	OUTLAP	113.3	44.521	114.3	45.181	122.4	2:16.708	78.18	27.516	11:43:59.800			
2 - D1	38.281	119.1	45.351	140.3	39.663	134.7	2:03.295	86.68	14.103	11:46:03.095			
3 - D1	36.453	128.3	41.577	140.6	39.638	135.8	1:57.668	90.83	8.476	11:48:00.763			
4 - D1	36.726	105.3	43.287	137.7	IN PIT		5:43.208 P	31.14	3:54.016	11:53:43.971			
5 - D1	OUTLAP	127.0	41.224	149.4	37.518	136.6	1:58.425	90.25	9.233	11:55:42.396			
6 - D1	35.346	130.8	40.470	151.4	39.180	133.4	1:54.996	92.94	5.804	11:57:37.392			
7 - D1	35.265	131.5	39.889	151.8	37.067	138.0	1:52.221	95.24	3.029	11:59:29.613			
8 - D1	34.855	131.8	40.200	151.4	36.770	137.7	1:51.825	95.57	2.633	12:01:21.438			
9 - D1	35.224	131.5	40.188	151.1	36.866	138.6	1:52.278	95.19	3.086	12:03:13.716			
10 - D1	34.847	132.1	40.901	151.1	37.216	138.6	1:52.964	94.61	3.772	12:05:06.680			
11 - D1	38.289	131.0	40.253	151.4	IN PIT		4:39.792 P	38.20	2:50.600	12:09:46.472			
12 - D2	OUTLAP	130.0	40.126	151.4	37.436	137.7	1:55.490	92.54	6.298	12:11:41.962			
13 - D2	34.043	<b>133.1</b>	39.501	152.5	1:07.811	133.6	2:21.355	75.61	32.163	12:14:03.317			
14 - D2	34.800	132.8	<b>39.211</b>	152.1	36.032	<b>139.5</b>	1:50.043 (2)	97.12	0.851	12:15:53.360			
15 - D2	34.005	132.8	40.270	<b>153.2</b>	36.571	139.2	1:50.846	96.42	1.654	12:17:44.206			
16 - D2	<b>33.970</b>	132.3	39.270	151.1	<b>35.952</b>	138.3	<b>1:49.192 (1)</b>	<b>97.88</b>		<b>12:19:33.398</b>			
17 - D2	34.464	131.5	39.790	151.4	IN PIT		4:29.278 P	39.69	2:40.086	12:24:02.676			
18 - D1	OUTLAP	128.3	41.180	151.4	37.085	137.7	1:56.864	91.45	7.672	12:25:59.540			
19 - D1	34.690	130.8	40.056	151.8	36.479	138.6	1:51.225	96.09	2.033	12:27:50.765			
20 - D1	34.739	132.1	40.686	151.4	36.633	138.6	1:52.058	95.37	2.866	12:29:42.823			
21 - D1	34.289	131.8	39.965	151.8	36.214	138.6	1:50.468	96.75	1.276	12:31:33.291			
22 - D1	34.345	132.8	40.469	151.8	IN PIT		5:26.106 P	32.77	3:36.914	12:36:59.397			
23 - D1	OUTLAP	131.5	39.939	150.8	36.353	139.2	1:57.249	91.15	8.057	12:38:56.646			
24 - D1	34.416	132.6	39.712	151.1	36.137	138.9	1:50.265 (3)	96.93	1.073	12:40:46.911			

Weather / Track : Cloudy / Dry

Snetterton 300  
 Circuit Length = 2.9689 miles  
 Start: 11:40 Flag 12:40 End: 12:44

# British GT Championship

## FREE PRACTICE 2 - SECTOR ANALYSIS



SECTOR 1 = FL to I1, SECTOR 2 = I1 to I2, SECTOR 3 = I2 to FL, DIFF = Difference To Personal Best Lap, P = Crossed Finish Line in Pit Lane, D = Time Disallowed

P7 47 GT3PA TF Sport		Aston Martin V8 Vantage GT3								
IDEAL LAP TIME : 1:49.090		BEST LAP TIME : 1:49.399			DIFFERENCE : 0.309					
D1: Graham DAVIDSON		D2: Jonny ADAM								
LAP	SECTOR 1	SECTOR 2		SECTOR 3		LAP TIME	MPH	DIFF	TIME OF DAY	
1 - D2	OUTLAP	129.5	39.746	149.1	IN PIT	3:12.685	P 55.46	1:23.286	11:43:33.224	
2 - D1	OUTLAP	130.5	40.030	149.1	IN PIT	3:11.512	P 55.80	1:22.113	11:46:44.736	
3 - D2	OUTLAP	130.8	39.585	150.8	37.929	136.3	1:57.907	90.64	8.508	11:48:42.643
4 - D2	35.360	131.0	39.583	149.4	36.986	136.3	1:51.929	95.48	2.530	11:50:34.572
5 - D2	34.596	131.5	39.627	149.7	36.327	135.8	1:50.550	96.68	1.151	11:52:25.122
6 - D2	34.529	131.3	39.360	150.4	36.009	136.1	1:49.898	(2) 97.25	0.499	11:54:15.020
7 - D2	34.318	131.8	39.353	150.8	IN PIT	3:07.562	P 56.98	1:18.163	11:57:22.582	
8 - D1	OUTLAP	129.3	40.429	150.1	36.873	137.2	1:57.681	90.82	8.282	11:59:20.263
9 - D1	34.990	130.5	40.325	150.1	37.277	136.9	1:52.592	94.92	3.193	12:01:12.855
10 - D1	34.986	130.8	40.628	149.7	37.234	136.6	1:52.848	94.71	3.449	12:03:05.703
11 - D1	35.134	130.8	41.625	149.1	IN PIT	3:19.943	P 53.45	1:30.544	12:06:25.646	
12 - D1	OUTLAP	113.9	48.632	105.6	42.078	136.9	2:13.336	80.15	23.937	12:08:38.982
13 - D1	34.415	128.8	39.241	150.8	36.485	136.6	1:50.141	(3) 97.03	0.742	12:10:29.123
14 - D1	34.403	131.8	39.439	151.8	36.551	137.2	1:50.393	96.81	0.994	12:12:19.516
15 - D1	36.089	129.0	42.752	115.5	37.624	137.2	1:56.465	91.77	7.066	12:14:15.981
16 - D1	35.351	122.4	41.317	148.1	IN PIT	3:31.166	P 50.61	1:41.767	12:17:47.147	
17 - D2	OUTLAP	130.5	40.347	149.4	36.203	137.7	1:55.012	92.93	5.613	12:19:42.159
18 - D2	34.381	131.5	39.153	149.7	35.865	137.2	1:49.399	(1) 97.69	12:21:31.558	
19 - D2	34.167	131.3	39.058	150.1	IN PIT	3:14.765	P 54.87	1:25.366	12:24:46.323	
20 - D2	OUTLAP	130.5	45.495	89.9	43.327	136.9	2:09.364	82.62	19.965	12:26:55.687
21 - D2	34.326	131.5	39.432	151.8	IN PIT	6:49.131	P 26.12	4:59.732	12:33:44.818	
22 - D1	OUTLAP	129.8	40.357	150.1	36.791	136.1	1:56.582	91.67	7.183	12:35:41.400
23 - D1	34.520	131.8	39.662	149.7	36.441	137.7	1:50.623	96.61	1.224	12:37:32.023
24 - D1	34.519	132.3	39.649	150.8	36.318	138.3	1:50.486	96.73	1.087	12:39:22.509

P8 22 GT3PA Balfe Motorsport		McLaren 720S GT3								
IDEAL LAP TIME : 1:49.357		BEST LAP TIME : 1:49.517			DIFFERENCE : 0.160					
D1: Shaun BALFE		D2: Rob BELL								
LAP	SECTOR 1	SECTOR 2		SECTOR 3		LAP TIME	MPH	DIFF	TIME OF DAY	
1 - D2	OUTLAP		39.838	149.1	36.704	137.2	1:55.641	92.42	6.124	11:43:35.013
2 - D2	34.562		39.267	150.8	36.180	137.2	1:50.009	(2) 97.15	0.492	11:45:25.022
3 - D2	34.328		39.022	151.1	36.167	138.3	1:49.517	(1) 97.59	11:47:14.539	
4 - D2	34.343		39.563	141.8	42.915	137.7	1:56.821	91.49	7.304	11:49:11.360
5 - D2	35.082		39.262	151.8	37.589	137.2	1:51.933	95.48	2.416	11:51:03.293
6 - D2	34.890		39.446	151.1	36.313	137.5	1:50.649	(3) 96.59	1.132	11:52:53.942
7 - D2	34.168		43.292	140.6	IN PIT	10:11.337	P 17.48	8:21.820	12:03:05.279	
8 - D2	OUTLAP		39.659	150.4	36.573	137.5	1:54.500	93.34	4.983	12:04:59.779
9 - D2	34.446		39.404	150.8	36.989	136.9	1:50.839	96.42	1.322	12:06:50.618
10 - D2	34.381		39.195	151.4	37.305	138.0	1:50.881	96.39	1.364	12:08:41.499
11 - D2	34.254		39.045	151.4	IN PIT	7:24.579	P 24.04	5:35.062	12:16:06.078	
12 - D1	OUTLAP		40.586	149.4	37.002	136.9	2:01.296	88.11	11.779	12:18:07.374
13 - D1	34.907		40.536	150.4	37.183	137.2	1:52.626	94.89	3.109	12:20:00.000
14 - D1	35.344		40.605	149.7	37.325	137.5	1:53.274	94.35	3.757	12:21:53.274
15 - D1	35.318		39.623	150.8	37.249	138.0	1:52.190	95.26	2.673	12:23:45.464
16 - D1	34.515		39.525	151.4	37.541	137.5	1:51.581	95.78	2.064	12:25:37.045
17 - D1	34.611		39.707	150.8	36.937	137.7	1:51.255	96.06	1.738	12:27:28.300
18 - D1	34.660		39.784	151.1	36.747	137.2	1:51.191	96.12	1.674	12:29:19.491
19 - D1	37.161		42.095	146.2	IN PIT	5:15.911	P 33.83	3:26.394	12:34:35.402	
20 - D2	OUTLAP		39.415	150.1	36.426	138.3	1:54.627	93.24	5.110	12:36:30.029
21 - D2	34.616		39.957	152.1	37.662	139.2	1:52.235	95.22	2.718	12:38:22.264
22 - D2	34.936		39.416	151.1	36.333	137.7	1:50.685	96.56	1.168	12:40:12.949

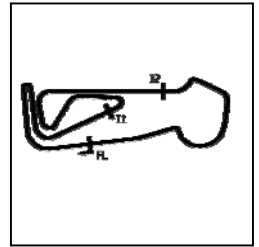
P9 3 GT3PA Century Motorsport		BMW M6 GT3								
IDEAL LAP TIME : 1:49.458		BEST LAP TIME : 1:49.542			DIFFERENCE : 0.084					
D1: Dominic PAUL		D2: Ben GREEN								
LAP	SECTOR 1	SECTOR 2		SECTOR 3		LAP TIME	MPH	DIFF	TIME OF DAY	
1 - D1	OUTLAP	130.0	40.145	128.0	37.891	137.2	1:58.611	90.11	9.069	11:42:15.630

Weather / Track : Cloudy / Dry

Snetterton 300  
Circuit Length = 2.9689 miles  
Start: 11:40 Flag 12:40 End: 12:44

# British GT Championship

## FREE PRACTICE 2 - SECTOR ANALYSIS



SECTOR 1 = FL to I1, SECTOR 2 = I1 to I2, SECTOR 3 = I2 to FL, DIFF = Difference To Personal Best Lap, P = Crossed Finish Line in Pit Lane, D = Time Disallowed

2 - D1	34.661	131.0	39.541	150.1	37.333	137.7	1:51.535	95.82	1.993	11:44:07.165	
3 - D1	35.163	131.0	40.659	146.8	IN PIT		3:14.868	P	54.84	1:25.326	11:47:22.033
4 - D1	OUTLAP	130.5	40.379	149.4	37.705	136.3	1:58.026		90.55	8.484	11:49:20.059
5 - D1	35.002	130.5	39.804	150.8	37.668	137.5	1:52.474		95.02	2.932	11:51:12.533
6 - D1	35.183	130.5	40.117	150.4	38.148	136.6	1:53.448		94.21	3.906	11:53:05.981
7 - D1	34.903	130.8	39.898	150.1	37.326	136.6	1:52.127		95.32	2.585	11:54:58.108
8 - D1	34.883	131.0	39.831	<b>152.1</b>	IN PIT		3:31.868	P	50.44	1:42.326	11:58:29.976
9 - D2	OUTLAP	129.0	40.012	148.7	37.095	136.6	1:58.005		90.57	8.463	12:00:27.981
10 - D2	34.726	131.3	39.479	150.1	37.119	135.2	1:51.324	(3)	96.00	1.782	12:02:19.305
11 - D2	34.875	130.5	40.279	149.1	37.125	137.2	1:52.279		95.19	2.737	12:04:11.584
12 - D2	34.758	130.5	39.670	151.1	37.158	137.5	1:51.586		95.78	2.044	12:06:03.170
13 - D2	34.870	131.0	39.972	149.1	36.980	138.0	1:51.822		95.58	2.280	12:07:54.992
14 - D2	35.043	131.5	40.609	148.7	IN PIT		3:29.640	P	50.98	1:40.098	12:11:24.632
15 - D2	OUTLAP	110.7	46.019	104.6	38.567	<b>138.3</b>	2:05.466		85.18	15.924	12:13:30.098
16 - D2	34.324	131.5	<b>39.242</b>	151.4	37.844	137.2	1:51.410		95.93	1.868	12:15:21.508
17 - D2	<b>34.253</b>	<b>131.8</b>	39.326	149.7	<b>35.963</b>	137.2	<b>1:49.542</b>	(1)	<b>97.57</b>		<b>12:17:11.050</b>
18 - D2	34.365	131.0	44.208	103.8	IN PIT		3:48.476	P	46.77	1:58.934	12:20:59.526
19 - D2	OUTLAP	130.5	40.879	148.4	37.152	136.9	1:56.290		91.90	6.748	12:22:55.816
20 - D2	35.630	130.3	41.795	128.0	IN PIT		4:25.571	P	40.24	2:36.029	12:27:21.387
21 - D1	OUTLAP	129.3	41.452	150.4	37.046	137.7	1:59.511		89.43	9.969	12:29:20.898
22 - D1	35.025	130.0	39.667	149.4	36.745	138.0	1:51.437		95.91	1.895	12:31:12.335
23 - D1	34.668	130.8	39.790	150.1	36.859	137.7	1:51.317	(2)	96.01	1.775	12:33:03.652
24 - D1	34.571	130.8	40.083	149.4	36.762	136.9	1:51.416		95.92	1.874	12:34:55.068
25 - D1	34.813	131.5	39.585	150.4	IN PIT		3:07.468	P	57.01	1:17.926	12:38:02.536
26 - D1	OUTLAP	130.8	40.295	150.1	36.856	138.0	1:57.728		90.78	8.186	12:40:00.264

### P10 7 GT3S Team Parker Racing

### Bentley Continental GT3

IDEAL LAP TIME : 1:49.634

BEST LAP TIME : 1:49.654

DIFFERENCE : 0.020

D1: Glynn GEDDIE

D2: Ryan RATCLIFFE

LAP	SECTOR 1	SECTOR 2	SECTOR 3	LAP TIME	MPH	DIFF	TIME OF DAY				
1 - D2	OUTLAP	128.8	41.338	149.4	37.495	136.3	2:00.222	88.90	10.568	11:44:06.781	
2 - D2	35.238	130.3	40.633	149.1	36.884	136.6	1:52.755	94.79	3.101	11:45:59.536	
3 - D2	34.991	130.3	40.146	150.8	36.796	137.5	1:51.933	95.48	2.279	11:47:51.469	
4 - D2	34.953	131.8	40.576	149.4	37.103	136.6	1:52.632	94.89	2.978	11:49:44.101	
5 - D2	34.983	130.8	40.266	150.8	37.819	136.6	1:53.068	94.52	3.414	11:51:37.169	
6 - D2	35.007	<b>132.1</b>	40.605	149.4	37.139	136.6	1:52.751	94.79	3.097	11:53:29.920	
7 - D2	35.272	130.3	40.328	151.1	IN PIT		4:18.216	P	41.39	2:28.562	11:57:48.136
8 - D1	OUTLAP	117.3	40.759	150.8	40.476	136.9	2:05.146	85.40	15.492	11:59:53.282	
9 - D1	34.992	129.8	40.411	146.2	37.810	137.5	1:53.213	94.40	3.559	12:01:46.495	
10 - D1	35.026	129.5	41.341	149.7	36.766	137.7	1:53.133	94.47	3.479	12:03:39.628	
11 - D1	35.275	131.0	40.585	150.8	37.919	138.0	1:53.779	93.93	4.125	12:05:33.407	
12 - D1	34.876	130.0	40.008	151.4	37.302	136.6	1:52.186	95.27	2.532	12:07:25.593	
13 - D1	34.758	130.8	39.902	<b>152.1</b>	37.907	137.5	1:52.567	94.94	2.913	12:09:18.160	
14 - D1	36.068	130.5	40.274	151.1	IN PIT		10:21.977	P	17.18	8:32.323	12:19:40.137
15 - D1	OUTLAP	129.5	40.895	150.4	37.990	137.2	2:00.413	88.76	10.759	12:21:40.550	
16 - D1	34.805	130.8	39.929	150.4	36.524	136.9	1:51.258	96.06	1.604	12:23:31.808	
17 - D1	34.977	130.3	39.651	150.8	IN PIT		4:05.569	P	43.52	2:15.915	12:27:37.377
18 - D1	OUTLAP	130.5	39.745	149.7	37.129	138.0	1:55.165	92.80	5.511	12:29:32.542	
19 - D1	<b>34.269</b>	130.3	40.004	150.8	36.134	138.3	1:50.407	(2)	96.80	0.753	12:31:22.949
20 - D1	34.289	130.3	<b>39.366</b>	151.8	<b>35.999</b>	<b>138.6</b>	<b>1:49.654</b>	(1)	<b>97.47</b>		<b>12:33:12.603</b>
21 - D1	34.610	129.5	42.908	147.1	IN PIT		3:12.831	P	55.42	1:23.177	12:36:25.434
22 - D2	OUTLAP	131.5	39.882	<b>152.1</b>	36.675	138.3	1:55.344	92.66	5.690	12:38:20.778	
23 - D2	34.463	<b>132.1</b>	39.758	<b>152.1</b>	37.025	138.0	1:51.246	(3)	96.07	1.592	12:40:12.024

### P11 9 GT3S Century Motorsport

### BMW M6 GT3

IDEAL LAP TIME : 1:49.750

BEST LAP TIME : 1:49.905

DIFFERENCE : 0.155

D1: Tom GAMBLE

D2: Jack MITCHELL

LAP	SECTOR 1	SECTOR 2	SECTOR 3	LAP TIME	MPH	DIFF	TIME OF DAY				
1 - D2	OUTLAP	125.9	40.167	149.4	37.170	136.3	1:58.775	89.98	8.870	11:43:17.674	
2 - D2	34.837	130.3	39.376	149.7	36.358	136.6	1:50.571	(2)	96.66	0.666	11:45:08.245
3 - D2	36.830	103.8	43.578	124.5	IN PIT		2:22.394	P	75.05	32.489	11:47:30.639
4 - D2	OUTLAP	131.5	40.294	131.3	38.609	136.1	1:57.582	90.89	7.677	11:49:28.221	
5 - D2	34.550	131.0	39.696	<b>150.8</b>	36.560	136.1	1:50.806	96.45	0.901	11:51:19.027	

Snetterton 300

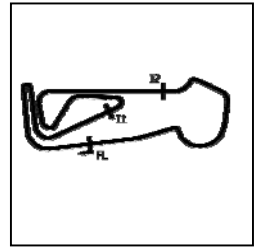
Circuit Length = 2.9689 miles

Start: 11:40 Flag 12:40 End: 12:44

Weather / Track : Cloudy / Dry

# British GT Championship

## FREE PRACTICE 2 - SECTOR ANALYSIS



SECTOR 1 = FL to I1, SECTOR 2 = I1 to I2, SECTOR 3 = I2 to FL, DIFF = Difference To Personal Best Lap, P = Crossed Finish Line in Pit Lane, D = Time Disallowed

6 - D2	34.624	131.0	39.773	150.4	37.405	136.9	1:51.802	95.59	1.897	11:53:10.829	
7 - D2	34.719	131.5	39.814	150.1	IN PIT		6:20.185	P	28.11	4:30.280	11:59:31.014
8 - D2	OUTLAP	128.5	40.097	149.4	39.653	135.8	1:59.298	89.59	9.393	12:01:30.312	
9 - D2	34.896	130.3	40.051	149.7	IN PIT		3:11.965	P	55.67	1:22.060	12:04:42.277
10 - D2	OUTLAP	123.1	41.559	149.1	IN PIT		5:43.718	P	31.09	3:53.813	12:10:25.995
11 - D1	OUTLAP	130.3	40.946	149.7	37.689	136.3	1:59.437	89.48	9.532	12:12:25.432	
12 - D1	35.126	130.8	40.557	148.4	37.318	136.3	1:53.001	94.58	3.096	12:14:18.433	
13 - D1	35.405	128.0	40.390	149.7	37.194	136.6	1:52.989	94.59	3.084	12:16:11.422	
14 - D1	34.962	130.0	40.087	149.4	36.826	136.9	1:51.875	95.53	1.970	12:18:03.297	
15 - D1	35.434	126.8	40.198	150.1	37.247	<b>137.2</b>	1:52.879	94.68	2.974	12:19:56.176	
16 - D1	35.282	130.3	41.220	149.7	IN PIT		3:09.940	P	56.27	1:20.035	12:23:06.116
17 - D1	OUTLAP	130.3	40.446	149.1	IN PIT		3:12.387	P	55.55	1:22.482	12:26:18.503
18 - D1	OUTLAP	125.9	40.572	<b>150.8</b>	IN PIT		4:15.788	P	41.78	2:25.883	12:30:34.291
19 - D1	OUTLAP	131.3	40.359	140.9	39.868	136.6	1:58.666	90.06	8.761	12:32:32.957	
<b>20 - D1</b>	34.395	130.3	<b>39.242</b>	150.4	36.268	136.9	<b>1:49.905</b>	<b>(1)</b>	<b>97.24</b>		<b>12:34:22.862</b>
21 - D1	<b>34.337</b>	131.0	39.920	150.4	36.491	<b>137.2</b>	1:50.748	<b>(3)</b>	96.50	0.843	12:36:13.610
22 - D1	35.203	<b>131.8</b>	39.632	<b>150.8</b>	IN PIT		3:02.055	P	58.70	1:12.150	12:39:15.665
23 - D2	OUTLAP	129.0	40.268	149.1	<b>36.171</b>	<b>137.2</b>	1:55.233	92.75	5.328	12:41:10.898	

### P12 96 GT3S Optimum Motorsport

Aston Martin V8 Vantage GT3

IDEAL LAP TIME : 1:50.599 BEST LAP TIME : 1:50.653

DIFFERENCE : 0.054

D1: Oliver WILKINSON D2: Bradley ELLIS

LAP	SECTOR 1	SECTOR 2	SECTOR 3	LAP TIME	MPH	DIFF	TIME OF DAY				
1 - D2	OUTLAP	127.5	39.869	148.1	38.005	135.5	1:57.452	90.99	6.799	11:47:36.529	
2 - D2	35.114	129.5	39.772	149.4	37.571	135.5	1:52.457	95.04	1.804	11:49:28.986	
3 - D2	34.910	130.0	39.566	150.1	36.587	135.8	1:51.063	<b>(2)</b>	96.23	0.410	11:51:20.049
4 - D2	35.082	130.3	40.054	149.7	36.832	136.1	1:51.968	95.45	1.315	11:53:12.017	
5 - D2	35.163	128.3	39.900	149.7	36.692	135.8	1:51.755	95.63	1.102	11:55:03.772	
6 - D2	35.674	130.0	40.487	149.1	IN PIT		2:53.185	P	61.71	1:02.532	11:57:56.957
7 - D2	OUTLAP	129.8	39.764	135.2	45.346	135.2	2:03.591	86.47	12.938	12:00:00.548	
8 - D2	34.925	129.8	39.721	150.4	36.537	135.8	1:51.183	<b>(3)</b>	96.13	0.530	12:01:51.731
9 - D2	34.742	<b>130.8</b>	39.902	150.1	IN PIT		3:09.951	P	56.26	1:19.298	12:05:01.682
10 - D1	OUTLAP	127.8	40.673	149.4	39.293	136.6	2:05.197	85.37	14.544	12:07:06.879	
11 - D1	35.297	<b>130.8</b>	40.335	149.7	38.731	<b>137.2</b>	1:54.363	93.45	3.710	12:09:01.242	
12 - D1	35.464	130.3	40.106	149.1	37.852	135.2	1:53.422	94.23	2.769	12:10:54.664	
13 - D1	35.425	130.0	40.584	149.4	37.262	136.9	1:53.271	94.35	2.618	12:12:47.935	
14 - D1	35.318	130.0	40.154	149.7	37.219	136.9	1:52.691	94.84	2.038	12:14:40.626	
15 - D1	35.443	130.0	40.695	149.7	IN PIT		3:08.911	P	56.57	1:18.258	12:17:49.537
16 - D1	OUTLAP	129.0	40.393	148.7	38.019	135.5	1:59.696	89.29	9.043	12:19:49.233	
17 - D1	36.334	129.3	40.165	148.7	37.470	135.8	1:53.969	93.78	3.316	12:21:43.202	
18 - D1	35.378	129.5	40.251	148.4	37.515	135.8	1:53.144	94.46	2.491	12:23:36.346	
19 - D1	36.306	129.0	41.169	148.4	IN PIT		3:16.314	P	54.44	1:25.661	12:26:52.660
20 - D1	OUTLAP	125.2	43.099	146.8	42.457	134.7	2:06.711	84.35	16.058	12:28:59.371	
<b>21 - D1</b>	<b>34.612</b>	129.3	39.548	148.1	<b>36.493</b>	135.5	<b>1:50.653</b>	<b>(1)</b>	<b>96.59</b>		<b>12:30:50.024</b>
22 - D1	34.795	129.3	42.899	147.8	38.626	135.5	1:56.320	91.88	5.667	12:32:46.344	
23 - D1	34.697	130.0	<b>39.494</b>	149.1	39.712	135.2	1:53.903	93.83	3.250	12:34:40.247	
24 - D1	34.879	130.3	40.983	147.1	38.815	135.8	1:54.677	93.20	4.024	12:36:34.924	
25 - D1	35.126	129.8	39.710	149.1	36.925	136.3	1:51.761	95.63	1.108	12:38:26.685	
26 - D1	34.862	130.5	39.589	<b>150.8</b>	37.201	<b>137.2</b>	1:51.652	95.72	0.999	12:40:18.337	

### P13 18 GT3PA WPI Motorsport

Lamborghini Huracan GT3 EVO

IDEAL LAP TIME : 1:51.279 BEST LAP TIME : 1:51.980

DIFFERENCE : 0.701

D1: Michael IGOE D2: Adam WILCOX

LAP	SECTOR 1	SECTOR 2	SECTOR 3	LAP TIME	MPH	DIFF	TIME OF DAY			
1 - D2	OUTLAP	44.889	109.6	43.129	113.7	2:15.285	79.00	23.305	11:42:33.948	
2 - D2	39.871	43.981	112.2	42.524	132.1	2:06.376	84.57	14.396	11:44:40.324	
3 - D2	36.889	41.579	144.0	38.752	134.4	1:57.220	91.17	5.240	11:46:37.544	
4 - D2	36.313	41.305	145.8	38.665	133.1	1:56.283	91.91	4.303	11:48:33.827	
5 - D2	37.666	43.829	124.9	IN PIT		10:10.659	P	17.50	8:18.679	11:58:44.486
6 - D2	OUTLAP	42.740	146.2	38.238	134.2	2:00.442	88.74	8.462	12:00:44.928	
7 - D2	35.903	41.031	146.8	37.974	134.4	1:54.908	93.01	2.928	12:02:39.836	
8 - D2	35.116	39.940	147.4	37.878	134.7	1:52.934	94.64	0.954	12:04:32.770	
<b>9 - D2</b>	34.855	39.786	148.7	37.339	135.5	<b>1:51.980</b>	<b>(1)</b>	<b>95.44</b>		<b>12:06:24.750</b>

Snetterton 300

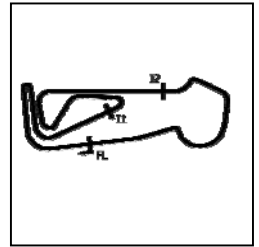
Circuit Length = 2.9689 miles

Start: 11:40 Flag 12:40 End: 12:44

Weather / Track : Cloudy / Dry

# British GT Championship

## FREE PRACTICE 2 - SECTOR ANALYSIS



SECTOR 1 = FL to I1, SECTOR 2 = I1 to I2, SECTOR 3 = I2 to FL, DIFF = Difference To Personal Best Lap, P = Crossed Finish Line in Pit Lane, D = Time Disallowed

Lap	Driver	S1	S2	S3	Lap Time	MPH	Diff	Time of Day
10 - D2		35.811	41.690	147.8	IN PIT	3:27.243	P	51.57 1:35.263 12:09:51.993
11 - D1	OUTLAP		40.109	148.4	38.015	134.2		1:58.087 90.51 6.107 12:11:50.080
12 - D1		35.192	<b>39.727</b>	149.1	37.151	134.7		1:52.070 95.36 0.090 12:13:42.150
13 - D1		35.170	40.706	148.1	37.142	135.8		1:53.018 94.56 1.038 12:15:35.168
14 - D1		<b>34.694</b>	40.282	148.7	37.035	<b>136.6</b>		1:52.011 (2) 95.41 0.031 12:17:27.179
15 - D1		35.104	40.062	148.1	<b>36.858</b>	136.3		1:52.024 (3) 95.40 0.044 12:19:19.203

### P14 44 GT4PA Invictus Games Racing

Jaguar F-TYPE SVR GT4

IDEAL LAP TIME : 1:58.229

BEST LAP TIME : 1:58.229

DIFFERENCE : 0.000

D1: Paul VICE

D2: Matthew GEORGE

LAP	SECTOR 1	SECTOR 2	SECTOR 3	LAP TIME	MPH	DIFF	TIME OF DAY
1 - D2	OUTLAP	114.3	44.067	140.1	42.277	<b>127.5</b>	2:09.500 82.53 11.271 11:43:02.986
2 - D2		38.325	119.8	46.260	104.5	43.323	<b>127.5</b> 2:07.908 83.56 9.679 11:45:10.894
3 - D2		37.162	121.5	42.326	141.8	39.578	127.3 1:59.066 (2) 89.76 0.837 11:47:09.960
4 - D2		37.286	121.7	42.298	<b>142.1</b>	39.754	126.3 1:59.338 (3) 89.56 1.109 11:49:09.298
5 - D2		37.366	121.3	42.502	140.9	IN PIT	5:38.147 P 31.60 3:39.918 11:54:47.445
6 - D2	OUTLAP	119.8	43.455	141.8	IN PIT		4:48.806 P 37.00 2:50.577 11:59:36.251
7 - D2	OUTLAP	120.6	42.970	136.3	39.543	126.8	2:03.866 86.28 5.637 12:01:40.117
8 - D2		<b>36.864</b>	<b>122.0</b>	<b>41.956</b>	141.2	<b>39.409</b>	116.1 <b>1:58.229 (1)</b> <b>90.40</b> <b>12:03:38.346</b>
9 - D2		39.680	121.1	42.808	141.2	IN PIT	4:23.151 P 40.61 2:24.922 12:08:01.497
10 - D1	OUTLAP	119.1	43.836	140.1	41.383	125.2	2:10.220 82.07 11.991 12:10:11.717
11 - D1		39.370	119.1	43.674	140.1	41.790	125.2 2:04.834 85.61 6.605 12:12:16.551
12 - D1		39.593	116.1	44.453	138.9	43.190	118.9 2:07.236 84.00 9.007 12:14:23.787
13 - D1		40.220	119.4	44.384	138.0	41.996	125.6 2:06.600 84.42 8.371 12:16:30.387
14 - D1		39.212	118.9	44.014	138.3	42.079	125.9 2:05.305 85.29 7.076 12:18:35.692
15 - D1		38.796	119.4	43.837	139.5	42.755	125.9 2:05.388 85.24 7.159 12:20:41.080
16 - D1		38.934	119.6	43.633	139.5	41.487	126.3 2:04.054 86.15 5.825 12:22:45.134
17 - D1		39.182	120.0	44.300	140.1	41.019	125.6 2:04.501 85.84 6.272 12:24:49.635
18 - D1		38.976	120.0	44.419	106.0	44.596	125.9 2:07.991 83.50 9.762 12:26:57.626
19 - D1		38.988	120.0	43.558	139.2	41.443	126.1 2:03.989 86.20 5.760 12:29:01.615
20 - D1		38.437	120.2	43.683	140.3	40.804	126.1 2:02.924 86.94 4.695 12:31:04.539
21 - D1		38.660	120.0	43.874	139.8	41.880	126.6 2:04.414 85.90 6.185 12:33:08.953
22 - D1		38.752	119.4	44.330	140.1	41.132	125.9 2:04.214 86.04 5.985 12:35:13.167
23 - D1		38.486	120.6	43.524	139.8	40.717	126.1 2:02.727 87.08 4.498 12:37:15.894
24 - D1		38.605	120.6	44.737	139.5	41.048	126.1 2:04.390 85.92 6.161 12:39:20.284
25 - D1		38.684	119.4	43.938	140.6	40.694	126.6 2:03.316 86.67 5.087 12:41:23.600

### P15 66 GT4PA Team Parker Racing

Mercedes-AMG GT4

IDEAL LAP TIME : 1:58.381

BEST LAP TIME : 1:58.445

DIFFERENCE : 0.064

D1: Nick JONES

D2: Scott MALVERN

LAP	SECTOR 1	SECTOR 2	SECTOR 3	LAP TIME	MPH	DIFF	TIME OF DAY
1 - D2	OUTLAP	105.3	45.548	133.1	41.394	123.8	2:10.747 81.74 12.302 11:44:48.603
2 - D2		38.138	118.5	44.977	112.7	42.239	125.2 2:05.354 85.26 6.909 11:46:53.957
3 - D2		37.770	120.2	42.840	136.1	39.750	125.4 2:00.360 88.80 1.915 11:48:54.317
4 - D2		37.385	<b>120.4</b>	42.243	<b>139.5</b>	39.491	<b>125.6</b> 1:59.119 (2) 89.72 0.674 11:50:53.436
5 - D2		38.860	114.7	43.094	138.0	40.984	123.8 2:02.938 86.93 4.493 11:52:56.374
6 - D2		38.297	118.1	43.811	118.5	40.193	123.8 2:02.301 87.39 3.856 11:54:58.675
7 - D2		37.877	116.1	43.952	111.6	40.244	125.4 2:02.073 87.55 3.628 11:57:00.748
8 - D2		<b>37.009</b>	119.6	42.229	138.0	<b>39.207</b>	125.2 <b>1:58.445 (1)</b> <b>90.23</b> <b>11:58:59.193</b>
9 - D2		37.421	119.6	<b>42.165</b>	137.7	IN PIT	7:57.056 P 22.40 5:58.611 12:06:56.249
10 - D2	OUTLAP	118.9	42.468	137.2	40.518	125.4	2:04.011 86.18 5.566 12:09:00.260
11 - D2		37.502	<b>120.4</b>	42.521	137.7	39.485	124.7 1:59.508 (3) 89.43 1.063 12:10:59.768
12 - D2		37.500	119.8	42.343	138.3	IN PIT	5:08.367 P 34.66 3:09.922 12:16:08.135
13 - D2	OUTLAP	118.5	42.952	137.2	40.256	125.4	2:08.054 83.46 9.609 12:18:16.189
14 - D2		38.038	119.6	42.794	137.7	40.372	125.4 2:01.204 88.18 2.759 12:20:17.393
15 - D2		39.619	118.9	42.737	137.2	40.085	125.2 2:02.441 87.29 3.996 12:22:19.834
16 - D2		37.970	118.9	43.275	138.0	40.262	124.7 2:01.507 87.96 3.062 12:24:21.341
17 - D2		37.627	119.1	42.838	138.0	40.489	124.5 2:00.954 88.36 2.509 12:26:22.295
18 - D2		38.289	117.3	1:07.747	136.3	IN PIT	2:52.266 P 62.04 53.821 12:29:14.561
19 - D2	OUTLAP	116.7	43.343	138.3	IN PIT		5:58.147 P 29.84 3:59.702 12:35:12.708
20 - D2	OUTLAP	118.1	42.945	137.5	41.202	124.5	2:07.214 84.01 8.769 12:37:19.922
21 - D2		38.007	119.4	43.522	137.5	40.421	125.2 2:01.950 87.64 3.505 12:39:21.872
22 - D2		38.467	118.5	43.474	138.9	40.483	125.2 2:02.424 87.30 3.979 12:41:24.296

Weather / Track : Cloudy / Dry

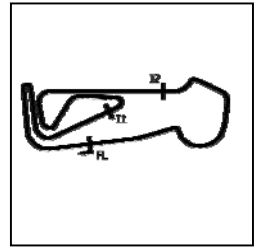
Snetterton 300

Circuit Length = 2.9689 miles

Start: 11:40 Flag 12:40 End: 12:44

# British GT Championship

## FREE PRACTICE 2 - SECTOR ANALYSIS



SECTOR 1 = FL to I1, SECTOR 2 = I1 to I2, SECTOR 3 = I2 to FL, DIFF = Difference To Personal Best Lap, P = Crossed Finish Line in Pit Lane, D = Time Disallowed

P16 20 GT4PA Balfe Motorsport							McLaren 570S GT4				
IDEAL LAP TIME : 1:58.366		BEST LAP TIME : 1:58.548			DIFFERENCE : 0.182						
D1: Graham JOHNSON		D2: Michael O'BRIEN									
LAP	SECTOR 1	SECTOR 2		SECTOR 3		LAP TIME	MPH	DIFF	TIME OF DAY		
1 - D2	OUTLAP	119.8	42.922	138.9	39.642	125.6	2:05.026	85.48	6.478	11:43:15.377	
2 - D2	37.932	120.9	42.378	140.6	39.372	126.1	1:59.682	89.30	1.134	11:45:15.059	
3 - D2	37.228	<b>121.1</b>	42.334	140.6	39.300	126.1	1:58.862 (3)	89.92	0.314	11:47:13.921	
4 - D2	38.144	119.8	42.304	140.6	40.634	126.1	2:01.082	88.27	2.534	11:49:15.003	
5 - D2	37.265	120.2	<b>42.204</b>	<b>141.5</b>	41.556	<b>126.3</b>	2:01.025	88.31	2.477	11:51:16.028	
6 - D2	37.730	101.2	48.199	104.3	IN PIT		4:04.157 P	43.77	2:05.609	11:55:20.185	
7 - D1	OUTLAP	116.1	43.813	138.0	41.122	123.1	2:09.135	82.76	10.587	11:57:29.320	
8 - D1	38.277	118.3	43.375	138.6	41.832	124.5	2:03.484	86.55	4.936	11:59:32.804	
9 - D1	37.922	119.1	43.603	139.2	40.505	124.0	2:02.030	87.58	3.482	12:01:34.834	
10 - D1	37.760	119.6	42.881	138.0	39.962	124.2	2:00.603	88.62	2.055	12:03:35.437	
11 - D1	37.782	119.1	43.011	138.6	39.981	125.4	2:00.774	88.49	2.226	12:05:36.211	
12 - D1	38.250	119.4	43.143	139.5	41.603	125.6	2:02.996	86.89	4.448	12:07:39.207	
13 - D1	38.567	120.0	43.212	139.8	40.256	125.2	2:02.035	87.58	3.487	12:09:41.242	
14 - D1	38.159	120.0	43.003	138.9	IN PIT		4:08.978 P	42.92	2:10.430	12:13:50.220	
15 - D1	OUTLAP	119.1	45.890	136.6	40.388	124.9	2:08.260	83.33	9.712	12:15:58.480	
16 - D1	37.323	120.4	42.632	138.0	39.474	125.2	1:59.429	89.49	0.881	12:17:57.909	
17 - D1	37.765	119.8	42.963	122.6	40.664	125.2	2:01.392	88.04	2.844	12:19:59.301	
18 - D1	37.851	120.6	42.704	138.9	39.902	125.9	2:00.457	88.72	1.909	12:21:59.758	
19 - D1	38.026	120.4	42.524	140.9	IN PIT		4:03.721 P	43.85	2:05.173	12:26:03.479	
20 - D2	OUTLAP	106.0	45.938	139.5	41.340	126.1	2:13.844	79.85	15.296	12:28:17.323	
<b>21 - D2</b>	37.165	119.8	42.337	138.3	<b>39.046</b>	125.9	<b>1:58.548 (1)</b>	<b>90.15</b>		<b>12:30:15.871</b>	
22 - D2	37.309	118.9	42.301	139.8	40.804	125.9	2:00.414	88.76	1.866	12:32:16.285	
23 - D2	<b>37.116</b>	120.2	42.248	138.9	39.410	125.2	1:58.774 (2)	89.98	0.226	12:34:15.059	
24 - D2	42.981	104.8	45.766	113.3	IN PIT		3:41.635 P	48.22	1:43.087	12:37:56.694	
25 - D1	OUTLAP	<b>121.1</b>	42.900	139.5	40.159	125.2	2:10.530	81.88	11.982	12:40:07.224	

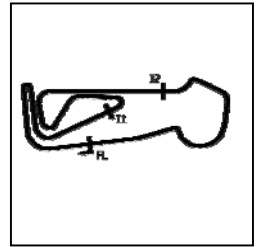
P17 88 GT4PA GT Marques							Porsche 718 Cayman GT4 Clubsport				
IDEAL LAP TIME : 1:58.420		BEST LAP TIME : 1:58.562			DIFFERENCE : 0.142						
D1: Chris CAR		D2: Dino ZAMPARELLI									
LAP	SECTOR 1	SECTOR 2		SECTOR 3		LAP TIME	MPH	DIFF	TIME OF DAY		
1 - D2	OUTLAP	115.5	44.210	135.2	42.695	123.5	2:13.243	80.21	14.681	11:43:20.483	
2 - D2	38.519	117.3	43.271	138.6	39.944	124.5	2:01.734	87.79	3.172	11:45:22.217	
3 - D2	37.981	<b>120.9</b>	42.285	139.2	<b>39.314</b>	124.9	1:59.580 (3)	89.38	1.018	11:47:21.797	
4 - D2	37.136	120.0	42.199	<b>139.5</b>	39.352	125.2	1:58.687 (2)	90.05	0.125	11:49:20.484	
<b>5 - D2</b>	<b>37.092</b>	119.8	<b>42.014</b>	<b>139.5</b>	39.456	<b>125.4</b>	<b>1:58.562 (1)</b>	<b>90.14</b>		<b>11:51:19.046</b>	
6 - D2	37.721	120.0	43.034	138.6	IN PIT		5:13.470 P	34.09	3:14.908	11:56:32.516	
7 - D1	OUTLAP	116.5	44.922	138.9	41.847	124.2	2:11.644	81.18	13.082	11:58:44.160	
8 - D1	39.245	118.1	49.245	138.3	41.884	124.5	2:10.374	81.98	11.812	12:00:54.534	
9 - D1	39.170	117.7	44.571	137.7	42.097	123.3	2:05.838	84.93	7.276	12:03:00.372	
10 - D1	39.030	118.3	44.590	138.6	41.893	124.0	2:05.513	85.15	6.951	12:05:05.885	
11 - D1	40.993	118.7	44.938	138.0	42.015	124.2	2:07.946	83.53	9.384	12:07:13.831	
12 - D1	39.660	99.8	46.726	134.7	43.289	123.5	2:09.675	82.42	11.113	12:09:23.506	
13 - D1	39.093	119.8	44.429	138.6	41.742	124.2	2:05.264	85.32	6.702	12:11:28.770	
14 - D1	39.163	118.7	44.473	137.5	42.540	123.8	2:06.176	84.70	7.614	12:13:34.946	
15 - D1	39.016	119.8	45.706	138.9	IN PIT		4:43.543 P	37.69	2:44.981	12:18:18.489	
16 - D1	OUTLAP	118.5	44.232	138.3	41.424	<b>125.4</b>	2:09.895	82.28	11.333	12:20:28.384	
17 - D1	39.059	119.4	44.456	138.0	42.859	124.7	2:06.374	84.57	7.812	12:22:34.758	
18 - D1	38.499	119.4	44.442	138.9	42.162	125.2	2:05.103	85.43	6.541	12:24:39.861	
19 - D1	38.795	119.4	44.531	138.6	41.367	125.2	2:04.693	85.71	6.131	12:26:44.554	
20 - D1	38.938	119.4	45.396	139.2	42.427	<b>125.4</b>	2:06.761	84.31	8.199	12:28:51.315	
21 - D1	38.632	119.4	44.005	138.6	41.181	<b>125.4</b>	2:03.818	86.32	5.256	12:30:55.133	
22 - D1	38.694	119.6	43.889	138.9	41.552	124.7	2:04.135	86.10	5.573	12:32:59.268	
23 - D1	38.350	119.6	44.826	138.6	41.656	124.7	2:04.832	85.61	6.270	12:35:04.100	
24 - D1	38.614	120.4	44.159	138.6	41.913	124.5	2:04.686	85.71	6.124	12:37:08.786	
25 - D1	38.386	120.4	43.919	138.3	41.293	125.2	2:03.598	86.47	5.036	12:39:12.384	

Weather / Track : Cloudy / Dry

Snetterton 300  
Circuit Length = 2.9689 miles  
Start: 11:40 Flag 12:40 End: 12:44

# British GT Championship

## FREE PRACTICE 2 - SECTOR ANALYSIS



SECTOR 1 = FL to I1, SECTOR 2 = I1 to I2, SECTOR 3 = I2 to FL, DIFF = Difference To Personal Best Lap, P = Crossed Finish Line in Pit Lane, D = Time Disallowed

P18 42 GT4S Century Motorsport				BMW M4 GT4						
IDEAL LAP TIME : 1:58.565		BEST LAP TIME : 1:58.565		DIFFERENCE : 0.000						
D1: Mark KIMBER		D2: Jacob MATHIASSEN								
LAP	SECTOR 1	SECTOR 2	SECTOR 3	LAP TIME	MPH	DIFF	TIME OF DAY			
1 - D1	OUTLAP	118.3	43.455	138.9	40.143	125.4	2:06.985	84.16	8.420	11:43:32.872
2 - D1	38.033	<b>120.4</b>	43.894	139.2	40.526	124.9	2:02.453	87.28	3.888	11:45:35.325
3 - D1	37.826	120.0	43.042	139.2	40.100	124.9	2:00.968 (3)	88.35	2.403	11:47:36.293
4 - D1	37.975	<b>120.4</b>	43.875	139.8	40.188	125.4	2:02.038	87.57	3.473	11:49:38.331
5 - D1	37.851	119.4	42.924	139.8	40.739	125.4	2:01.514	87.95	2.949	11:51:39.845
6 - D1	37.967	120.0	43.006	139.2	IN PIT		4:23.617 P	40.54	2:25.052	11:56:03.462
7 - D2	OUTLAP	118.9	44.189	139.2	40.143	125.4	2:07.253	83.99	8.688	11:58:10.715
8 - D2	37.996	119.6	43.399	139.8	40.034	126.3	2:01.429	88.01	2.864	12:00:12.144
9 - D2	37.894	119.8	43.307	139.2	40.003	125.9	2:01.204	88.18	2.639	12:02:13.348
10 - D2	37.990	119.8	43.298	138.9	40.238	126.1	2:01.526	87.94	2.961	12:04:14.874
11 - D2	37.754	<b>120.4</b>	43.189	139.5	40.081	126.6	2:01.024	88.31	2.459	12:06:15.898
12 - D2	38.082	<b>120.4</b>	43.489	139.2	IN PIT		4:06.747 P	43.31	2:08.182	12:10:22.645
13 - D2	OUTLAP	119.8	44.593	140.1	IN PIT		4:36.235 P	38.69	2:37.670	12:14:58.880
14 - D2	OUTLAP	117.1	44.634	133.6	40.224	<b>126.8</b>	2:08.616	83.10	10.051	12:17:07.496
15 - D2	37.089	<b>120.4</b>	43.953	116.1	41.102	126.6	2:02.144	87.50	3.579	12:19:09.640
16 - D2	<b>37.043</b>	119.8	<b>42.407</b>	139.8	<b>39.115</b>	126.3	<b>1:58.565 (1)</b>	<b>90.14</b>		<b>12:21:08.205</b>
17 - D2	38.931	117.7	44.537	131.5	IN PIT		4:11.417 P	42.51	2:12.852	12:25:19.622
18 - D1	OUTLAP	118.9	42.589	122.6	43.759	126.3	2:10.581	81.85	12.016	12:27:30.203
19 - D1	37.619	120.0	42.611	140.3	39.318	<b>126.8</b>	1:59.548 (2)	89.40	0.983	12:29:29.751

P19 97 GT4S TF Sport				Aston Martin V8 Vantage GT4						
IDEAL LAP TIME : 1:58.397		BEST LAP TIME : 1:58.614		DIFFERENCE : 0.217						
D1: Ashley HAND		D2: Tom CANNING								
LAP	SECTOR 1	SECTOR 2	SECTOR 3	LAP TIME	MPH	DIFF	TIME OF DAY			
1 - D1	OUTLAP	116.5	43.519	135.2	40.286	122.9	2:07.707	83.69	9.093	11:43:28.752
2 - D1	37.491	118.1	42.819	135.2	39.897	123.1	2:00.207	88.91	1.593	11:45:28.959
3 - D1	37.620	118.3	42.514	135.5	39.793	122.4	1:59.927	89.12	1.313	11:47:28.886
4 - D1	37.614	118.5	42.802	120.4	41.812	122.9	2:02.228	87.44	3.614	11:49:31.114
5 - D1	37.643	117.7	43.410	135.2	40.491	122.4	2:01.544	87.93	2.930	11:51:32.658
6 - D1	38.245	117.7	43.870	135.5	40.070	122.4	2:02.185	87.47	3.571	11:53:34.843
7 - D1	37.896	117.7	43.180	134.7	40.157	122.4	2:01.233	88.16	2.619	11:55:36.076
8 - D1	37.965	117.7	43.584	135.0	IN PIT		4:05.946 P	43.45	2:07.332	11:59:42.022
9 - D2	OUTLAP	105.5	44.936	135.5	40.134	122.6	2:09.972	82.23	11.358	12:01:51.994
10 - D2	37.602	118.3	42.993	136.3	39.854	123.8	2:00.449	88.73	1.835	12:03:52.443
11 - D2	37.528	118.1	42.634	136.1	39.456	123.8	1:59.618	89.35	1.004	12:05:52.061
12 - D2	37.355	118.7	42.435	136.1	39.499	123.5	1:59.289	89.59	0.675	12:07:51.350
13 - D2	37.359	118.7	42.681	136.3	39.663	123.5	1:59.703	89.28	1.089	12:09:51.053
14 - D2	37.420	119.1	42.457	136.6	<b>39.272</b>	124.5	1:59.149	89.70	0.535	12:11:50.202
15 - D2	37.436	<b>119.4</b>	42.773	136.3	39.616	124.0	1:59.825	89.19	1.211	12:13:50.027
16 - D2	37.743	118.7	43.114	136.1	IN PIT		4:04.507 P	43.71	2:05.893	12:17:54.534
17 - D1	OUTLAP	115.3	46.092	136.3	39.926	123.8	2:10.478	81.91	11.864	12:20:05.012
18 - D1	37.433	118.5	42.814	135.0	39.655	123.5	1:59.902	89.14	1.288	12:22:04.914
19 - D1	37.179	118.5	42.386	136.6	39.511	124.0	1:59.076 (3)	89.75	0.462	12:24:03.990
20 - D1	37.368	118.1	43.902	135.0	40.401	123.3	2:01.671	87.84	3.057	12:26:05.661
21 - D1	37.563	117.5	42.739	136.3	IN PIT		4:09.760 P	42.79	2:11.146	12:30:15.421
22 - D2	OUTLAP	95.4	45.437	135.8	40.308	123.8	2:08.432	83.21	9.818	12:32:23.853
23 - D2	37.421	118.3	<b>42.064</b>	136.9	39.471	121.1	1:58.956 (2)	89.84	0.342	12:34:22.809
24 - D2	37.202	119.1	42.792	136.1	39.460	124.2	1:59.454	89.47	0.840	12:36:22.263
25 - D2	<b>37.061</b>	<b>119.4</b>	42.231	<b>137.2</b>	39.322	<b>124.7</b>	<b>1:58.614 (1)</b>	<b>90.10</b>		<b>12:38:20.877</b>

P20 15 GT4S Multimatic Motorsports Europe				Ford Mustang GT4						
IDEAL LAP TIME : 1:58.507		BEST LAP TIME : 1:58.749		DIFFERENCE : 0.242						
D1: Scott MAXWELL		D2: Seb PRIAULX								
LAP	SECTOR 1	SECTOR 2	SECTOR 3	LAP TIME	MPH	DIFF	TIME OF DAY			
1 - D1	OUTLAP	116.1	43.303	136.3	39.725	124.0	2:05.651	85.06	6.902	11:42:34.996
2 - D1	37.652	<b>119.8</b>	42.234	138.0	39.293	124.9	1:59.179	89.68	0.430	11:44:34.175
3 - D1	37.704	118.3	43.026	<b>138.3</b>	42.286	124.2	2:03.016	86.88	4.267	11:46:37.191
4 - D1	39.397	118.1	42.636	137.5	IN PIT		4:38.930 P	38.31	2:40.181	11:51:16.121

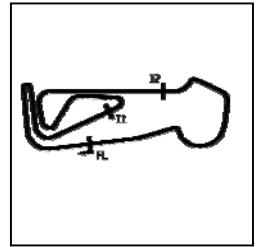
Weather / Track : Cloudy / Dry

Snetterton 300  
Circuit Length = 2.9689 miles  
Start: 11:40 Flag 12:40 End: 12:44



# British GT Championship

## FREE PRACTICE 2 - SECTOR ANALYSIS



SECTOR 1 = FL to I1, SECTOR 2 = I1 to I2, SECTOR 3 = I2 to FL, DIFF = Difference To Personal Best Lap, P = Crossed Finish Line in Pit Lane, D = Time Disallowed

5 - D1	OUTLAP	117.9	42.756	137.2	39.354	123.5	2:04.455	85.87	5.706	11:53:20.576		
6 - D1		37.607	118.3	43.411	136.9	IN PIT	5:18.574	P	33.54	3:19.825	11:58:39.150	
7 - D1	OUTLAP	118.1	42.510	136.1	39.714	122.6	2:03.533	86.52	4.784	12:00:42.683		
8 - D1		37.473	118.1	44.271	135.8	39.378	123.8	2:01.122	88.24	2.373	12:02:43.805	
9 - D1		37.345	118.3	42.401	136.9	39.363	123.8	1:59.109	(3)	89.73	0.360	12:04:42.914
10 - D1		37.202	118.3	42.383	137.2	39.368	124.2	1:58.953	(2)	89.85	0.204	12:06:41.867
11 - D1		37.961	117.7	42.645	136.1	IN PIT	3:51.144	P	46.23	1:52.395	12:10:33.011	
12 - D2	OUTLAP	118.5	42.753	136.1	40.128	123.8	2:05.005	85.50	6.256	12:12:38.016		
13 - D2		37.643	118.5	42.506	136.1	39.538	124.5	1:59.687	89.30	0.938	12:14:37.703	
14 - D2		37.257	118.5	42.451	136.3	39.528	124.5	1:59.236	89.63	0.487	12:16:36.939	
15 - D2		<b>37.175</b>	118.9	<b>42.206</b>	137.2	40.084	124.9	1:59.465	89.46	0.716	12:18:36.404	
16 - D2		38.239	117.7	44.435	108.0	44.886	<b>125.2</b>	2:07.560	83.78	8.811	12:20:43.964	
17 - D2		37.447	118.3	42.510	137.7	41.414	123.8	2:01.371	88.06	2.622	12:22:45.335	
18 - D2		39.147	117.3	42.867	136.9	39.455	124.7	2:01.469	87.99	2.720	12:24:46.804	
19 - D2		37.419	118.1	42.366	136.3	39.444	124.9	1:59.229	89.64	0.480	12:26:46.033	
20 - D2		37.706	118.1	42.793	137.5	IN PIT	4:16.593	P	41.65	2:17.844	12:31:02.626	
21 - D2	OUTLAP	114.9	44.138	86.4	48.534	124.5	2:14.227	79.62	15.478	12:33:16.853		
<b>22 - D2</b>		37.365	118.5	42.258	136.6	<b>39.126</b>	124.7	<b>1:58.749</b>	(1)	<b>90.00</b>	<b>12:35:15.602</b>	
23 - D2		37.540	118.7	42.618	137.7	40.305	124.2	2:00.463	88.72	1.714	12:37:16.065	
24 - D2		38.604	117.5	42.663	136.1	39.371	124.7	2:00.638	88.59	1.889	12:39:16.703	
25 - D2		37.434	118.1	43.040	137.2	40.976	124.5	2:01.450	88.00	2.701	12:41:18.153	

### P21 35 GT4S Optimum Motorsport

Aston Martin V8 Vantage GT4

IDEAL LAP TIME : 1:58.720 BEST LAP TIME : 1:58.776

DIFFERENCE : 0.056

D1: Connor O'BRIEN D2: Jack BUTEL

LAP	SECTOR 1	SECTOR 2	SECTOR 3	LAP TIME	MPH	DIFF	TIME OF DAY				
1 - D1	OUTLAP	98.5	49.533	120.9	40.334	123.3	2:14.146	79.67	15.370	11:44:53.819	
<b>2 - D1</b>	<b>37.350</b>	118.5	42.189	<b>136.6</b>	<b>39.237</b>	123.1	<b>1:58.776</b>	(1)	<b>89.98</b>	<b>11:46:52.595</b>	
3 - D1	37.475	118.9	<b>42.133</b>	<b>136.6</b>	39.413	122.2	1:59.021	(2)	89.79	0.245	11:48:51.616
4 - D1	37.547	118.5	42.531	136.1	39.350	122.4	1:59.428	(3)	89.49	0.652	11:50:51.044
5 - D1	37.518	119.1	42.351	135.8	IN PIT	3:48.396	P	46.79	1:49.620	11:54:39.440	
6 - D1	OUTLAP	117.5	42.918	127.8	39.935	122.9	2:05.752	84.99	6.976	11:56:45.192	
7 - D1	37.736	118.7	42.651	<b>136.6</b>	40.110	123.5	2:00.497	88.69	1.721	11:58:45.689	
8 - D1	37.916	118.5	46.484	136.1	IN PIT	4:42.344	P	37.85	2:43.568	12:03:28.033	
9 - D2	OUTLAP	107.0	43.821	135.2	40.978	122.9	2:07.188	84.03	8.412	12:05:35.221	
10 - D2	37.725	117.7	42.884	135.2	39.834	123.1	2:00.443	88.73	1.667	12:07:35.664	
11 - D2	37.794	117.7	42.758	136.1	39.595	122.9	2:00.147	88.95	1.371	12:09:35.811	
12 - D2	37.813	117.7	42.828	135.5	40.139	123.3	2:00.780	88.49	2.004	12:11:36.591	
13 - D2	37.732	118.1	42.930	136.1	39.775	123.3	2:00.437	88.74	1.661	12:13:37.028	
14 - D2	38.036	117.9	43.143	135.5	39.851	123.8	2:01.030	88.30	2.254	12:15:38.058	
15 - D2	37.622	117.9	42.871	135.2	IN PIT	3:28.357	P	51.29	1:29.581	12:19:06.415	
16 - D1	OUTLAP	118.1	43.070	135.8	40.261	123.5	2:05.914	84.88	7.138	12:21:12.329	
17 - D1	37.601	118.7	43.000	135.2	IN PIT	3:17.265	P	54.18	1:18.489	12:24:29.594	
18 - D1	OUTLAP	117.7	43.425	135.2	39.980	122.2	2:04.977	85.52	6.201	12:26:34.571	
19 - D1	37.700	118.1	43.462	135.8	40.139	123.1	2:01.301	88.11	2.525	12:28:35.872	
20 - D1	37.526	118.3	42.968	134.4	IN PIT	3:13.296	P	55.29	1:14.520	12:31:49.168	
21 - D1	OUTLAP	117.5	43.039	135.5	39.641	122.9	2:03.989	86.20	5.213	12:33:53.157	
22 - D1	37.890	<b>119.6</b>	42.982	135.8	IN PIT	3:55.783	P	45.33	1:57.007	12:37:48.940	
23 - D2	OUTLAP	117.3	43.096	135.2	39.652	123.8	2:04.615	85.76	5.839	12:39:53.555	
24 - D2	37.665	117.9	42.809	135.5	39.729	<b>124.0</b>	2:00.203	88.91	1.427	12:41:53.758	

### P22 43 GT4S Century Motorsport

BMW M4 GT4

IDEAL LAP TIME : 1:58.827 BEST LAP TIME : 1:58.827

DIFFERENCE : 0.000

D1: Andrew GORDON-COLEB D2: Angus FENDER

LAP	SECTOR 1	SECTOR 2	SECTOR 3	LAP TIME	MPH	DIFF	TIME OF DAY				
1 - D2	OUTLAP	118.9	48.486	106.3	IN PIT	4:18.845	P	41.29	2:20.018	11:46:33.657	
2 - D2	OUTLAP	118.5	43.604	138.3	IN PIT	4:10.445	P	42.67	2:11.618	11:50:44.102	
3 - D1	OUTLAP	62.4	46.995	130.5	IN PIT	4:52.467	P	36.54	2:53.640	11:55:36.569	
4 - D1	OUTLAP	118.7	43.156	138.3	41.319	125.9	2:08.090	83.44	9.263	11:57:44.659	
5 - D1	37.718	119.6	42.559	139.5	39.362	125.9	1:59.639	89.33	0.812	11:59:44.298	
6 - D1	37.384	<b>120.9</b>	42.618	<b>140.6</b>	39.326	<b>126.8</b>	1:59.328	(3)	89.56	0.501	12:01:43.626
7 - D1	39.699	119.8	47.828	115.9	IN PIT	4:10.898	P	42.59	2:12.071	12:05:54.524	
8 - D2	OUTLAP	119.6	43.107	140.1	39.417	126.1	2:04.266	86.00	5.439	12:07:58.790	

Weather / Track : Cloudy / Dry

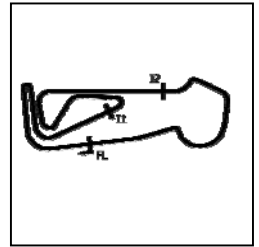
Snetterton 300

Circuit Length = 2.9689 miles

Start: 11:40 Flag 12:40 End: 12:44

# British GT Championship

## FREE PRACTICE 2 - SECTOR ANALYSIS



SECTOR 1 = FL to I1, SECTOR 2 = I1 to I2, SECTOR 3 = I2 to FL, DIFF = Difference To Personal Best Lap, P = Crossed Finish Line in Pit Lane, D = Time Disallowed  
 9 - D2 37.337 120.4 42.581 140.3 39.239 125.6 1:59.157 (2) 89.69 0.330 12:09:57.947  
**10 - D2 37.280 120.6 42.349 140.1 39.198 126.6 1:58.827 (1) 89.94 12:11:56.774**

P23 77 GT4PA Fox Motorsport		Mercedes-AMG GT4								
IDEAL LAP TIME : 1:58.571		BEST LAP TIME : 1:58.897			DIFFERENCE : 0.326					
D1: Mark MURFITT		D2: Michael BROADHURST								
LAP	SECTOR 1	SECTOR 2		SECTOR 3		LAP TIME	MPH	DIFF	TIME OF DAY	
1 - D1	OUTLAP	118.5	43.245	138.3	41.472	124.7	2:07.670	83.71	8.773	11:42:55.176
2 - D1	38.272	119.8	43.241	138.3	40.409	125.4	2:01.922	87.66	3.025	11:44:57.098
3 - D1	37.953	119.8	42.993	138.9	40.400	124.7	2:01.346	88.07	2.449	11:46:58.444
4 - D1	37.656	120.2	42.799	138.9	40.045	124.5	2:00.500	88.69	1.603	11:48:58.944
5 - D1	37.751	119.6	42.873	138.9	39.995	124.5	2:00.619	88.61	1.722	11:50:59.563
6 - D1	37.670	119.8	43.143	138.6	IN PIT		4:33.954 P	39.01	2:35.057	11:55:33.517
7 - D1	OUTLAP	118.5	44.502	134.2	41.862	124.7	2:09.121	82.77	10.224	11:57:42.638
8 - D1	37.678	119.4	42.749	137.7	40.035	124.5	2:00.462	88.72	1.565	11:59:43.100
9 - D1	37.475	120.0	42.536	138.3	39.860	124.0	1:59.871	89.16	0.974	12:01:42.971
10 - D1	37.486	120.2	43.403	130.8	42.214	125.2	2:03.103	86.82	4.206	12:03:46.074
11 - D1	37.596	120.2	42.500	138.6	39.669	125.4	1:59.765	89.24	0.868	12:05:45.839
12 - D1	37.506	120.0	42.749	138.0	39.908	124.5	2:00.163	88.94	1.266	12:07:46.002
13 - D1	37.452	120.4	42.493	138.9	39.671	124.2	1:59.616 (3)	89.35	0.719	12:09:45.618
14 - D1	38.211	108.0	44.445	136.9	40.902	125.4	2:03.558	86.50	4.661	12:11:49.176
15 - D1	37.724	120.0	44.213	119.1	41.257	125.2	2:03.194	86.75	4.297	12:13:52.370
16 - D1	37.653	120.4	42.634	139.2	IN PIT		5:00.935 P	35.51	3:02.038	12:18:53.305
17 - D2	OUTLAP	119.4	44.284	112.2	41.001	126.1	2:06.597	84.42	7.700	12:20:59.902
18 - D2	37.734	118.3	43.005	138.3	39.412	125.6	2:00.151	88.95	1.254	12:23:00.053
19 - D2	37.252	120.2	42.531	138.3	IN PIT		4:23.045 P	40.63	2:24.148	12:27:23.098
20 - D2	OUTLAP	119.8	42.529	138.6	39.199	125.2	2:05.364	85.25	6.467	12:29:28.462
21 - D2	37.392	120.4	43.412	138.0	39.285	124.9	2:00.089	89.00	1.192	12:31:28.551
22 - D2	37.905	120.0	44.247	138.0	39.773	125.4	2:01.925	87.66	3.028	12:33:30.476
23 - D2	37.201	120.2	42.179	138.0	39.534	124.7	1:58.914 (2)	89.88	0.017	12:35:29.390
<b>24 - D2</b>	<b>37.193</b>	120.4	42.400	138.9	39.304	124.9	<b>1:58.897 (1)</b>	<b>89.89</b>		<b>12:37:28.287</b>
25 - D2	38.675	95.3	42.875	138.9	40.902	126.1	2:02.452	87.28	3.555	12:39:30.739

P24 95 GT4S TF Sport		Aston Martin V8 Vantage GT4								
IDEAL LAP TIME : 1:58.909		BEST LAP TIME : 1:58.909			DIFFERENCE : 0.000					
D1: Josh PRICE		D2: Patrick KIBBLE								
LAP	SECTOR 1	SECTOR 2		SECTOR 3		LAP TIME	MPH	DIFF	TIME OF DAY	
1 - D1	OUTLAP	117.3	42.937	135.0	39.914	122.6	2:05.195	85.37	6.286	11:42:50.132
2 - D1	37.632	118.5	43.517	133.1	39.752	122.4	2:00.901	88.40	1.992	11:44:51.033
3 - D1	37.519	118.5	42.750	135.0	39.573	122.6	1:59.842 (2)	89.18	0.933	11:46:50.875
4 - D1	37.675	117.3	44.013	126.8	39.859	122.9	2:01.547	87.93	2.638	11:48:52.422
5 - D1	37.789	118.1	43.112	135.2	39.690	122.4	2:00.591	88.63	1.682	11:50:53.013
6 - D1	38.121	117.5	43.195	135.0	IN PIT		4:08.763 P	42.96	2:09.854	11:55:01.776
7 - D2	OUTLAP	117.3	43.421	131.0	40.167	121.5	2:05.987	84.83	7.078	11:57:07.763
8 - D2	38.101	116.7	43.247	135.2	39.878	122.9	2:01.226	88.16	2.317	11:59:08.989
9 - D2	37.910	117.1	42.785	136.3	40.330	121.7	2:01.025	88.31	2.116	12:01:10.014
10 - D2	37.802	117.3	43.315	135.5	39.565	123.3	2:00.682	88.56	1.773	12:03:10.696
11 - D2	37.676	117.9	43.231	136.1	IN PIT		12:24.210 P	14.36	10:25.301	12:15:34.906
12 - D1	OUTLAP	81.1	47.879	83.3	43.862	121.1	2:18.352	77.25	19.443	12:17:53.258
13 - D1	37.451	117.5	43.124	135.2	39.974	123.3	2:00.549	88.66	1.640	12:19:53.807
<b>14 - D1</b>	<b>37.212</b>	117.7	<b>42.469</b>	135.8	<b>39.228</b>	123.3	<b>1:58.909 (1)</b>	<b>89.88</b>		<b>12:21:52.716</b>
15 - D1	38.930	118.1	43.311	134.4	IN PIT		4:06.841 P	43.29	2:07.932	12:25:59.557
16 - D2	OUTLAP	116.3	42.860	134.7	40.769	119.4	2:05.688	85.03	6.779	12:28:05.245
17 - D2	37.643	117.9	43.050	135.2	39.875	123.8	2:00.568	88.64	1.659	12:30:05.813
18 - D2	37.636	117.1	42.920	134.4	39.655	122.6	2:00.211 (3)	88.91	1.302	12:32:06.024
19 - D2	39.399	109.6	43.712	131.5	IN PIT		4:07.878 P	43.11	2:08.969	12:36:13.902

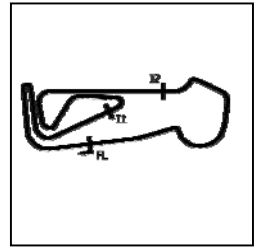
P25 19 GT4PA Multimatic Motorsports Europe		Ford Mustang GT4								
IDEAL LAP TIME : 1:58.773		BEST LAP TIME : 1:59.142			DIFFERENCE : 0.369					
D1: Alistair MACKINNON		D2: Ben DEVLIN								
LAP	SECTOR 1	SECTOR 2		SECTOR 3		LAP TIME	MPH	DIFF	TIME OF DAY	
1 - D2	OUTLAP	112.0	44.978	136.9	40.711	125.4	2:10.258	82.05	11.116	11:42:38.557

Weather / Track : Cloudy / Dry

Snetterton 300  
 Circuit Length = 2.9689 miles  
 Start: 11:40 Flag 12:40 End: 12:44

# British GT Championship

## FREE PRACTICE 2 - SECTOR ANALYSIS



SECTOR 1 = FL to I1, SECTOR 2 = I1 to I2, SECTOR 3 = I2 to FL, DIFF = Difference To Personal Best Lap, P = Crossed Finish Line in Pit Lane, D = Time Disallowed

2 - D2	37.597	<b>120.2</b>	43.414	136.9	40.416	125.2	2:01.427	88.02	2.285	11:44:39.984	
3 - D2	37.295	<b>120.2</b>	42.918	<b>138.9</b>	40.515	124.7	2:00.728	88.53	1.586	11:46:40.712	
4 - D2	38.937	107.5	44.148	137.5	41.087	124.5	2:04.172	86.07	5.030	11:48:44.884	
5 - D2	37.769	119.4	42.895	137.7	39.551	124.5	2:00.215	88.90	1.073	11:50:45.099	
6 - D2	37.983	118.9	43.288	137.2	39.759	124.7	2:01.030	88.30	1.888	11:52:46.129	
<b>7 - D2</b>	<b>37.575</b>	118.9	<b>42.408</b>	138.0	<b>39.159</b>	125.2	<b>1:59.142 (1)</b>	<b>89.70</b>		<b>11:54:45.271</b>	
8 - D2	38.718	117.9	43.607	138.0	IN PIT		5:52.007	<b>P</b>	30.36	3:52.865	12:00:37.278
9 - D2	OUTLAP	110.7	44.085	136.9	39.945	124.7	2:07.751	83.66	8.609	12:02:45.029	
10 - D2	37.646	119.6	43.000	137.2	39.542	124.5	2:00.188	88.92	1.046	12:04:45.217	
11 - D2	<b>37.206</b>	119.4	42.608	137.5	39.637	124.7	1:59.451	<b>(3)</b>	89.47	0.309	12:06:44.668
12 - D2	37.367	120.0	43.054	137.7	40.319	124.7	2:00.740	88.52	1.598	12:08:45.408	
13 - D2	37.838	117.5	43.366	137.2	IN PIT		4:29.119	<b>P</b>	39.71	2:29.977	12:13:14.527
14 - D2	OUTLAP	115.1	44.031	137.7	40.894	123.5	2:07.726	83.67	8.584	12:15:22.253	
15 - D2	37.640	119.1	42.722	136.9	40.179	124.7	2:00.541	88.66	1.399	12:17:22.794	
16 - D2	37.344	119.8	42.491	138.0	39.556	125.2	1:59.391	<b>(2)</b>	89.52	0.249	12:19:22.185
17 - D2	38.540	116.5	44.070	136.9	IN PIT		6:26.131	<b>P</b>	27.67	4:26.989	12:25:48.316
18 - D1	OUTLAP	117.9	43.059	129.5	40.674	124.5	2:06.788	84.29	7.646	12:27:55.104	
19 - D1	37.780	118.5	42.638	137.2	40.279	124.5	2:00.697	88.55	1.555	12:29:55.801	
20 - D1	37.627	119.1	42.594	136.9	40.332	124.7	2:00.553	88.65	1.411	12:31:56.354	
21 - D1	37.828	118.5	45.971	128.5	40.656	125.2	2:04.455	85.87	5.313	12:34:00.809	
22 - D1	38.047	119.6	42.535	138.6	40.102	<b>125.4</b>	2:00.684	88.56	1.542	12:36:01.493	
23 - D1	37.704	119.8	42.577	138.3	40.896	<b>125.4</b>	2:01.177	88.20	2.035	12:38:02.670	

### P26 23 GT4S RACE Performance

Ford Mustang GT4

IDEAL LAP TIME : 1:59.063

BEST LAP TIME : 1:59.187

DIFFERENCE : 0.124

D1: Sam SMELT

D2: Aron TAYLOR-SMITH

LAP	SECTOR 1	SECTOR 2	SECTOR 3	LAP TIME	MPH	DIFF	TIME OF DAY				
1 - D2	OUTLAP	116.3	43.909	136.3	40.309	124.2	2:06.475	84.50	7.288	11:42:33.313	
2 - D2	37.787	119.6	43.067	137.7	39.732	123.8	2:00.586	88.63	1.399	11:44:33.899	
3 - D2	37.648	119.1	43.085	138.3	39.959	123.8	2:00.692	88.55	1.505	11:46:34.591	
4 - D2	37.895	119.4	43.015	138.3	IN PIT		3:48.183	<b>P</b>	46.83	1:48.996	11:50:22.774
5 - D1	OUTLAP	116.1	44.211	137.2	40.865	122.6	2:08.443	83.21	9.256	11:52:31.217	
6 - D1	38.409	118.1	43.454	136.9	41.198	123.8	2:03.061	86.85	3.874	11:54:34.278	
7 - D1	38.273	117.7	43.259	137.5	40.002	123.8	2:01.534	87.94	2.347	11:56:35.812	
8 - D1	38.211	117.9	43.136	137.5	IN PIT		5:18.549	<b>P</b>	33.55	3:19.362	12:01:54.361
9 - D1	OUTLAP	117.7	43.633	137.2	40.411	124.5	2:06.751	84.32	7.564	12:04:01.112	
10 - D1	38.298	118.1	42.819	138.0	39.493	124.5	2:00.610	88.61	1.423	12:06:01.722	
11 - D1	38.004	119.4	42.584	138.3	39.517	124.7	2:00.105	88.98	0.918	12:08:01.827	
12 - D1	37.679	119.4	42.665	138.3	39.515	124.5	1:59.859	89.17	0.672	12:10:01.686	
13 - D1	38.108	119.4	43.317	137.5	IN PIT		4:07.622	<b>P</b>	43.16	2:08.435	12:14:09.308
14 - D2	OUTLAP	119.1	43.547	138.3	39.946	125.9	2:05.190	85.37	6.003	12:16:14.498	
15 - D2	37.554	119.4	42.564	138.9	39.421	125.9	1:59.539	<b>(3)</b>	89.41	0.352	12:18:14.037
16 - D2	<b>37.323</b>	120.0	42.605	138.3	<b>39.302</b>	125.9	1:59.230	<b>(2)</b>	89.64	0.043	12:20:13.267
<b>17 - D2</b>	<b>37.329</b>	<b>120.2</b>	<b>42.438</b>	137.7	39.420	<b>126.3</b>	<b>1:59.187 (1)</b>	<b>89.67</b>		<b>12:22:12.454</b>	
18 - D2	37.663	119.6	42.600	138.3	39.712	125.6	1:59.975	89.08	0.788	12:24:12.429	
19 - D2	38.270	119.4	42.831	138.0	IN PIT		3:42.619	<b>P</b>	48.01	1:43.432	12:27:55.048
20 - D1	OUTLAP	116.1	43.872	137.7	39.961	124.7	2:07.995	83.50	8.808	12:30:03.043	
21 - D1	37.844	119.1	45.945	122.9	39.905	125.6	2:03.694	86.40	4.507	12:32:06.737	
22 - D1	37.961	118.5	43.098	138.0	39.667	124.7	2:00.726	88.53	1.539	12:34:07.463	
23 - D1	37.775	119.1	42.706	138.0	39.671	124.7	2:00.152	88.95	0.965	12:36:07.615	
24 - D1	37.587	119.6	42.981	132.8	40.227	125.2	2:00.795	88.48	1.608	12:38:08.410	
25 - D1	37.814	119.6	42.473	<b>139.2</b>	39.581	125.4	1:59.868	89.16	0.681	12:40:08.278	

### P27 11 GT4PA Beechdean AMR

Aston Martin V8 Vantage GT4

IDEAL LAP TIME : 1:59.103

BEST LAP TIME : 1:59.348

DIFFERENCE : 0.245

D1: Kelvin FLETCHER

D2: Martin PLOWMAN

LAP	SECTOR 1	SECTOR 2	SECTOR 3	LAP TIME	MPH	DIFF	TIME OF DAY				
1 - D2	OUTLAP	105.6	47.171	136.9	IN PIT		2:42.636	<b>P</b>	65.71	43.288	11:44:58.731
2 - D2	OUTLAP	118.9	42.678	138.0	40.967	124.7	2:05.063	85.46	5.715	11:47:03.794	
3 - D2	37.829	118.1	43.060	137.5	39.498	124.0	2:00.387	88.78	1.039	11:49:04.181	
4 - D2	37.566	118.5	<b>42.513</b>	<b>138.3</b>	39.457	124.5	1:59.536	<b>(3)</b>	89.41	0.188	11:51:03.717
5 - D2	38.368	118.7	43.543	136.9	IN PIT		3:52.068	<b>P</b>	46.05	1:52.720	11:54:55.785
6 - D1	OUTLAP	118.3	43.447	137.2	39.980	124.9	2:09.731	82.38	10.383	11:57:05.516	

Weather / Track : Cloudy / Dry

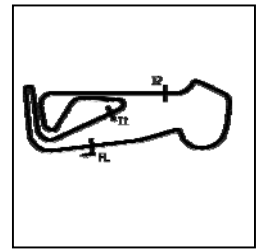
Snetterton 300

Circuit Length = 2.9689 miles

Start: 11:40 Flag 12:40 End: 12:44

# British GT Championship

## FREE PRACTICE 2 - SECTOR ANALYSIS



SECTOR 1 = FL to I1, SECTOR 2 = I1 to I2, SECTOR 3 = I2 to FL, DIFF = Difference To Personal Best Lap, P = Crossed Finish Line in Pit Lane, D = Time Disallowed

7 - D1	38.323	118.7	43.107	136.6	40.622	124.5	2:02.052	87.56	2.704	11:59:07.568
8 - D1	38.278	118.3	43.122	137.5	IN PIT		4:18.694	P 41.31	2:19.346	12:03:26.262
9 - D1	OUTLAP	94.5	46.479	129.5	41.479	124.5	2:12.036	80.94	12.688	12:05:38.298
10 - D1	37.349	119.1	42.598	137.7	39.752	124.0	1:59.699	89.29	0.351	12:07:37.997
11 - D1	37.637	117.7	42.705	137.5	<b>39.362</b>	125.2	1:59.704	89.28	0.356	12:09:37.701
12 - D1	37.644	118.7	42.909	137.7	IN PIT		3:59.172	P 44.68	1:59.824	12:13:36.873
13 - D2	OUTLAP	113.5	46.104	128.5	40.912	124.9	2:11.848	81.06	12.500	12:15:48.721
14 - D2	37.569	118.5	43.723	124.0	41.836	125.2	2:03.128	86.80	3.780	12:17:51.849
<b>15 - D2</b>	37.334	119.1	42.545	137.7	39.469	124.9	<b>1:59.348 (1)</b>	<b>89.55</b>		<b>12:19:51.197</b>
16 - D2	37.397	<b>119.4</b>	42.542	137.2	39.463	124.0	1:59.402	(2) 89.51	0.054	12:21:50.599
17 - D2	40.134	114.3	46.683	134.4	39.912	124.9	2:06.729	84.33	7.381	12:23:57.328
18 - D2	<b>37.228</b>	119.1	43.161	136.9	IN PIT		3:51.310	P 46.20	1:51.962	12:27:48.638
19 - D1	OUTLAP	117.3	43.175	136.3	39.783	<b>125.6</b>	2:09.819	82.33	10.471	12:29:58.457
20 - D1	37.572	119.1	42.829	136.9	39.845	<b>125.6</b>	2:00.246	88.88	0.898	12:31:58.703
21 - D1	37.840	118.3	42.986	136.9	39.908	124.2	2:00.734	88.52	1.386	12:33:59.437
22 - D1	37.784	118.5	42.736	137.2	39.729	124.7	2:00.249	88.88	0.901	12:35:59.686
23 - D1	37.659	<b>119.4</b>	42.924	136.9	39.566	125.2	2:00.149	88.95	0.801	12:37:59.835

### P28 75 GT4S Optimum Motorsport

### Aston Martin V8 Vantage GT4

IDEAL LAP TIME : 1:59.309 BEST LAP TIME : 1:59.496

DIFFERENCE : 0.187

D1: Mike ROBINSON D2: Patrik MATTHIESEN

LAP	SECTOR 1	SECTOR 2	SECTOR 3	LAP TIME	MPH	DIFF	TIME OF DAY			
1 - D1	OUTLAP	<b>117.9</b>	43.622	133.4	41.072	121.3	2:06.277	84.63	6.781	11:44:43.051
2 - D1	37.748	117.5	43.213	134.2	40.076	121.1	2:01.037	88.30	1.541	11:46:44.088
3 - D1	37.831	117.1	43.046	<b>135.0</b>	40.535	120.9	2:01.412	88.03	1.916	11:48:45.500
4 - D1	37.870	117.7	42.944	134.7	40.574	121.3	2:01.388	88.04	1.892	11:50:46.888
5 - D1	37.767	117.3	42.768	134.7	IN PIT		4:10.844	P 42.60	2:11.348	11:54:57.732
6 - D2	OUTLAP	116.3	43.550	134.2	40.196	120.9	2:07.344	83.93	7.848	11:57:05.076
7 - D2	38.037	116.7	43.006	134.2	41.223	121.1	2:02.266	87.41	2.770	11:59:07.342
8 - D2	37.887	116.9	42.980	133.9	39.958	120.9	2:00.825	88.45	1.329	12:01:08.167
9 - D2	37.859	117.1	43.021	134.2	40.159	121.7	2:01.039	88.30	1.543	12:03:09.206
10 - D2	38.087	116.7	43.167	134.4	IN PIT		3:59.107	P 44.69	1:59.611	12:07:08.313
11 - D1	OUTLAP	112.2	46.144	119.1	43.141	121.5	2:14.168	79.66	14.672	12:09:22.481
12 - D1	37.587	117.3	43.040	133.9	40.166	121.1	2:00.793	88.48	1.297	12:11:23.274
13 - D1	37.560	117.5	42.523	134.4	<b>39.436</b>	120.4	1:59.519	(2) 89.42	0.023	12:13:22.793
14 - D1	37.785	116.7	42.627	134.4	43.527	121.7	2:03.939	86.23	4.443	12:15:26.732
<b>15 - D1</b>	<b>37.369</b>	117.1	<b>42.504</b>	134.2	39.623	121.5	<b>1:59.496 (1)</b>	<b>89.44</b>		<b>12:17:26.228</b>
16 - D1	37.676	117.5	42.673	133.9	IN PIT		4:14.407	P 42.01	2:14.911	12:21:40.635
17 - D2	OUTLAP	115.9	43.066	133.6	40.001	121.5	2:05.553	85.12	6.057	12:23:46.188
18 - D2	37.739	116.7	42.776	134.2	39.812	121.3	2:00.327	(3) 88.82	0.831	12:25:46.515
19 - D2	37.612	116.7	42.866	134.4	39.869	121.7	2:00.347	88.81	0.851	12:27:46.862
20 - D2	37.722	116.9	43.415	134.4	39.943	121.5	2:01.080	88.27	1.584	12:29:47.942
21 - D2	37.752	116.7	43.169	133.9	39.943	<b>122.0</b>	2:00.864	88.43	1.368	12:31:48.806
22 - D2	38.053	116.9	42.923	134.2	40.271	121.3	2:01.247	88.15	1.751	12:33:50.053
23 - D2	37.713	117.7	43.013	134.2	IN PIT		3:47.808	P 46.91	1:48.312	12:37:37.861
24 - D1	OUTLAP	117.5	42.848	133.9	39.794	<b>122.0</b>	2:04.606	85.77	5.110	12:39:42.467
25 - D1	37.715	116.9	42.800	134.2	39.859	121.5	2:00.374	88.79	0.878	12:41:42.841

### P29 4 GT4S Tolman Motorsport

### McLaren 570S GT4

IDEAL LAP TIME : 1:59.585 BEST LAP TIME : 1:59.613

DIFFERENCE : 0.028

D1: Josh SMITH D2: James DORLIN

LAP	SECTOR 1	SECTOR 2	SECTOR 3	LAP TIME	MPH	DIFF	TIME OF DAY			
1 - D2	OUTLAP	120.0	44.911	120.6	40.669	124.2	2:07.950	83.53	8.337	11:43:00.046
2 - D2	37.715	119.1	42.901	137.7	44.755	123.3	2:05.371	85.25	5.758	11:45:05.417
3 - D2	37.602	118.5	42.765	137.5	<b>39.620</b>	124.7	1:59.987	(2) 89.07	0.374	11:47:05.404
<b>4 - D2</b>	<b>37.439</b>	118.5	<b>42.526</b>	<b>139.5</b>	39.648	124.5	<b>1:59.613 (1)</b>	<b>89.35</b>		<b>11:49:05.017</b>
5 - D2	37.774	118.5	43.059	138.0	39.681	124.2	2:00.514	88.68	0.901	11:51:05.531
6 - D2	37.756	119.6	43.673	137.7	42.407	124.2	2:03.836	86.30	4.223	11:53:09.367
7 - D2	38.005	118.9	42.723	137.7	IN PIT		3:32.044	P 50.40	1:32.431	11:56:41.411
8 - D1	OUTLAP	118.9	43.186	137.7	40.124	124.5	2:06.431	84.53	6.818	11:58:47.842
9 - D1	38.374	117.7	44.485	136.6	39.868	124.5	2:02.727	87.08	3.114	12:00:50.569
10 - D1	37.826	119.4	43.303	136.3	39.743	124.5	2:00.872	88.42	1.259	12:02:51.441
11 - D1	37.992	118.9	42.965	137.5	40.012	124.0	2:00.969	88.35	1.356	12:04:52.410

Snetterton 300

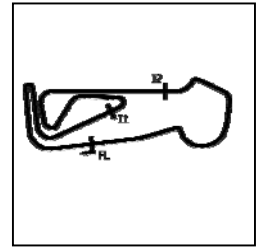
Circuit Length = 2.9689 miles

Start: 11:40 Flag 12:40 End: 12:44

Weather / Track : Cloudy / Dry

# British GT Championship

## FREE PRACTICE 2 - SECTOR ANALYSIS



SECTOR 1 = FL to I1, SECTOR 2 = I1 to I2, SECTOR 3 = I2 to FL, DIFF = Difference To Personal Best Lap, P = Crossed Finish Line in Pit Lane, D = Time Disallowed

12 - D1	37.773	119.1	42.877	137.2	40.239	124.2	2:00.889	88.41	1.276	12:06:53.299	
13 - D1	37.697	118.9	42.896	137.7	39.937	124.2	2:00.530	88.67	0.917	12:08:53.829	
14 - D1	37.805	119.6	43.264	136.9	40.607	123.1	2:01.676	87.84	2.063	12:10:55.505	
15 - D1	37.703	<b>120.2</b>	42.822	137.5	39.733	124.5	2:00.258	<b>(3)</b>	88.87	0.645	12:12:55.763
16 - D1	38.062	119.1	43.153	137.2	IN PIT		3:24.467	<b>P</b>	52.27	1:24.854	12:16:20.230
17 - D1	OUTLAP	119.6	42.944	138.6	IN PIT		3:28.875	<b>P</b>	51.16	1:29.262	12:19:49.105
18 - D1	OUTLAP	118.7	42.881	138.3	IN PIT		3:36.113	<b>P</b>	49.45	1:36.500	12:23:25.218
19 - D2	OUTLAP	120.0	43.652	137.2	IN PIT		3:34.474	<b>P</b>	49.83	1:34.861	12:26:59.692
20 - D2	OUTLAP	118.9	42.995	137.7	IN PIT		3:27.768	<b>P</b>	51.44	1:28.155	12:30:27.460
21 - D1	OUTLAP	117.9	43.792	137.5	40.250	124.9	2:07.674	83.71	8.061	12:32:35.134	
22 - D1	37.932	118.3	43.096	136.9	39.822	124.2	2:00.850	88.44	1.237	12:34:35.984	
23 - D1	38.474	118.5	43.474	137.7	40.276	<b>125.2</b>	2:02.224	87.44	2.611	12:36:38.208	

### P30 62 GT4S Academy Motorsport

### Aston Martin V8 Vantage GT4

IDEAL LAP TIME : 1:59.366 BEST LAP TIME : 1:59.700

DIFFERENCE : 0.334

D1: Alex TOTH-JONES D2: Will MOORE

LAP	SECTOR 1	SECTOR 2	SECTOR 3	LAP TIME	MPH	DIFF	TIME OF DAY				
1 - D1	OUTLAP	117.1	43.081	135.0	41.808	122.6	2:08.495	83.17	8.795	11:49:10.258	
2 - D1	37.948	117.7	44.137	135.5	39.887	121.7	2:01.972	87.62	2.272	11:51:12.230	
3 - D1	38.031	117.3	42.975	134.7	40.733	122.4	2:01.739	87.79	2.039	11:53:13.969	
4 - D1	38.112	117.7	42.943	135.5	40.051	122.9	2:01.106	88.25	1.406	11:55:15.075	
5 - D1	37.843	117.9	42.855	136.1	40.264	122.6	2:00.962	88.35	1.262	11:57:16.037	
6 - D1	38.142	117.7	42.917	135.5	39.888	122.4	2:00.947	88.36	1.247	11:59:16.984	
7 - D1	38.128	117.5	43.232	135.8	IN PIT		4:02.933	<b>P</b>	43.99	2:03.233	12:03:19.917
8 - D2	OUTLAP	116.7	43.355	135.2	40.173	122.2	2:05.420	85.21	5.720	12:05:25.337	
9 - D2	38.087	117.1	43.337	134.4	45.042	121.5	2:06.466	84.51	6.766	12:07:31.803	
10 - D2	38.145	118.1	43.116	135.2	IN PIT		4:01.520	<b>P</b>	44.25	2:01.820	12:11:33.323
11 - D2	OUTLAP	118.3	43.224	135.5	40.772	122.2	2:09.153	82.75	9.453	12:13:42.476	
12 - D2	38.011	117.7	43.061	<b>136.3</b>	39.873	123.3	2:00.945	88.37	1.245	12:15:43.421	
13 - D2	37.902	117.5	43.095	135.8	IN PIT		4:16.436	<b>P</b>	41.67	2:16.736	12:19:59.857
14 - D2	OUTLAP	116.7	46.098	118.5	40.046	123.3	2:07.566	83.78	7.866	12:22:07.423	
15 - D2	<b>37.320</b>	118.3	44.168	134.7	40.258	123.3	2:01.746	87.79	2.046	12:24:09.169	
16 - D2	37.606	117.5	43.043	135.5	39.561	123.5	2:00.210	<b>(2)</b>	88.91	0.510	12:26:09.379
17 - D2	37.672	117.9	42.944	136.1	IN PIT		4:03.835	<b>P</b>	43.83	2:04.135	12:30:13.214
18 - D1	OUTLAP	118.1	42.846	136.1	39.627	122.9	2:04.953	85.53	5.253	12:32:18.167	
19 - D1	38.270	118.3	42.569	135.8	39.641	122.9	2:00.480	<b>(3)</b>	88.71	0.780	12:34:18.647
20 - D1	38.052	117.9	43.121	135.8	39.609	123.5	2:00.782	88.49	1.082	12:36:19.429	
<b>21 - D1</b>	37.654	<b>118.5</b>	<b>42.555</b>	135.8	<b>39.491</b>	124.0	<b>1:59.700</b>	<b>(1)</b>	<b>89.29</b>	<b>12:38:19.129</b>	
22 - D1	37.940	117.1	42.870	135.5	40.094	<b>124.2</b>	2:00.904	88.40	1.204	12:40:20.033	

### P31 5 GT4S Tolman Motorsport

### McLaren 570S GT4

IDEAL LAP TIME : 1:59.500 BEST LAP TIME : 1:59.768

DIFFERENCE : 0.268

D1: Lewis PROCTOR D2: Jordan COLLARD

LAP	SECTOR 1	SECTOR 2	SECTOR 3	LAP TIME	MPH	DIFF	TIME OF DAY				
1 - D1	OUTLAP	120.0	43.230	135.2	40.608	124.9	2:06.189	84.69	6.421	11:42:37.102	
2 - D1	37.691	<b>120.9</b>	43.330	137.7	40.667	124.7	2:01.688	87.83	1.920	11:44:38.790	
3 - D1	37.675	120.4	43.569	137.7	40.254	125.2	2:01.498	87.96	1.730	11:46:40.288	
4 - D1	38.146	120.0	43.100	139.2	40.317	124.2	2:01.563	87.92	1.795	11:48:41.851	
5 - D1	37.854	120.4	42.831	137.7	39.770	124.5	2:00.455	88.73	0.687	11:50:42.306	
6 - D1	37.794	120.0	42.916	138.0	39.730	125.4	2:00.440	88.74	0.672	11:52:42.746	
7 - D1	37.612	120.2	42.833	137.7	39.638	124.9	2:00.083	89.00	0.315	11:54:42.829	
8 - D1	37.687	119.4	42.812	138.0	<b>39.400</b>	125.2	1:59.899	<b>(2)</b>	89.14	0.131	11:56:42.728
9 - D1	38.562	117.9	44.144	122.2	IN PIT		3:31.996	<b>P</b>	50.41	1:32.228	12:00:14.724
10 - D2	OUTLAP	118.9	43.115	138.0	39.621	125.6	2:04.869	85.59	5.101	12:02:19.593	
11 - D2	37.689	120.2	42.687	139.5	39.681	<b>126.1</b>	2:00.057	<b>(3)</b>	89.02	0.289	12:04:19.650
12 - D2	37.837	120.0	42.811	137.7	39.615	125.9	2:00.263	88.87	0.495	12:06:19.913	
13 - D2	37.630	120.0	42.731	138.3	39.727	125.2	2:00.088	89.00	0.320	12:08:20.001	
14 - D2	37.663	120.0	42.787	138.6	39.693	124.5	2:00.143	88.96	0.375	12:10:20.144	
15 - D2	37.762	<b>120.9</b>	<b>42.602</b>	138.6	41.088	125.6	2:01.452	88.00	1.684	12:12:21.596	
16 - D2	37.753	119.6	42.953	139.2	41.589	125.6	2:02.295	87.39	2.527	12:14:23.891	
<b>17 - D2</b>	<b>37.498</b>	120.2	42.785	138.3	39.485	125.4	<b>1:59.768</b>	<b>(1)</b>	<b>89.23</b>	<b>12:16:23.659</b>	
18 - D2	37.641	120.0	42.801	138.3	IN PIT		3:18.293	<b>P</b>	53.90	1:18.525	12:19:41.952
19 - D1	OUTLAP	120.2	43.666	137.2	IN PIT		3:26.555	<b>P</b>	51.74	1:26.787	12:23:08.507

Weather / Track : Cloudy / Dry

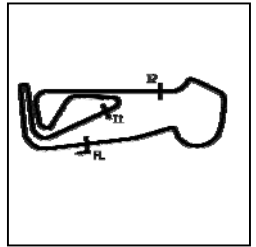
Snetterton 300

Circuit Length = 2.9689 miles

Start: 11:40 Flag 12:40 End: 12:44

# British GT Championship

## FREE PRACTICE 2 - SECTOR ANALYSIS



SECTOR 1 = FL to I1, SECTOR 2 = I1 to I2, SECTOR 3 = I2 to FL, DIFF = Difference To Personal Best Lap, P = Crossed Finish Line in Pit Lane, D = Time Disallowed

20 - D2	OUTLAP	119.8	43.942	137.7	IN PIT	3:29.118	P	51.11	1:29.350	12:26:37.625
21 - D1	OUTLAP	119.6	43.336	138.9	IN PIT	3:26.631	P	51.72	1:26.863	12:30:04.256

P32 57 GT4S HHC Motorsport		McLaren 570S GT4									
IDEAL LAP TIME : 1:58.753		BEST LAP TIME : 1:59.853			DIFFERENCE : 1.100						
D1: Callum POINTON		D2: Dean MACDONALD									
LAP		SECTOR 1	SECTOR 2	SECTOR 3	LAP TIME	MPH	DIFF	TIME OF DAY			
1 - D1	OUTLAP	116.7	43.571	138.6	40.038	124.7	2:07.373	83.91	7.520	11:43:43.102	
2 - D1		37.854	119.4	43.008	138.6	40.044	124.2	2:00.906 (2)	88.39	1.053	11:45:44.008
3 - D1		38.647	117.3	43.389	138.3	40.092	122.0	2:02.128	87.51	2.275	11:47:46.136
4 - D1		38.184	117.9	43.687	137.7	IN PIT		4:04.195 P	43.76	2:04.342	11:51:50.331
5 - D1	OUTLAP	118.1	43.387	137.7	39.991	123.5	2:06.067	84.78	6.214	11:53:56.398	
6 - D1		37.663	119.1	43.600	137.5	40.272	122.6	2:01.535	87.94	1.682	11:55:57.933
7 - D1		38.042	118.1	43.618	137.7	IN PIT		4:09.324 P	42.86	2:09.471	12:00:07.257
8 - D2	OUTLAP	120.0	42.957	138.6	40.001	124.9	2:07.761	83.65	7.908	12:02:15.018	
9 - D2		37.765	120.0	43.637	138.9	39.807	125.9	2:01.209	88.17	1.356	12:04:16.227
10 - D2		37.374	120.2	<b>42.761</b>	139.2	39.718	125.2	<b>1:59.853 (1)</b>	<b>89.17</b>		<b>12:06:16.080</b>
11 - D2		39.671	97.1	45.165	130.0	IN PIT		3:13.807 P	55.14	1:13.954	12:09:29.887
12 - D2	OUTLAP	<b>120.6</b>	43.135	138.0	40.390	<b>126.1</b>	2:07.958	83.52	8.105	12:11:37.845	
13 - D2		37.470	<b>120.6</b>	42.953	<b>139.8</b>	40.669	125.2	2:01.092 (3)	88.26	1.239	12:13:38.937
14 - D2		37.826	120.2	44.123	136.6	IN PIT		3:53.321 P	45.80	1:53.468	12:17:32.258
15 - D1	OUTLAP	114.1	43.907	138.0	39.979	123.5	2:08.618	83.09	8.765	12:19:40.876	
16 - D1		37.720	120.0	42.762	138.0	IN PIT		3:42.430 P	48.05	1:42.577	12:23:23.306
17 - D2	OUTLAP	112.5	44.002	<b>139.8</b>	<b>39.077</b>	125.6	2:14.166	79.66	14.313	12:25:37.472	

P33 29 GT4PA Steller Performance		Audi R8 LMS GT4									
IDEAL LAP TIME : 1:59.834		BEST LAP TIME : 2:00.197			DIFFERENCE : 0.363						
D1: Richard WILLIAMS		D2: Sennan FIELDING									
LAP		SECTOR 1	SECTOR 2	SECTOR 3	LAP TIME	MPH	DIFF	TIME OF DAY			
1 - D2	OUTLAP	83.2	48.515	120.6	IN PIT		20:53.043 P	8.52	18:52.846	12:02:23.759	
2 - D2	OUTLAP	114.3	44.509	133.6	41.215	124.0	2:10.754	81.74	10.557	12:04:34.513	
3 - D2		41.764	95.8	44.228	137.2	40.840	123.5	2:06.832	84.26	6.635	12:06:41.345
4 - D2		38.296	103.2	43.875	137.2	IN PIT		3:12.838 P	55.42	1:12.641	12:09:54.183
5 - D2	OUTLAP	118.9	43.056	137.2	40.421	122.9	2:06.448	84.52	6.251	12:12:00.631	
6 - D2		38.045	119.1	42.998	136.9	40.331	124.0	2:01.374	88.05	1.177	12:14:02.005
7 - D2		37.974	119.4	42.841	138.0	39.890	124.5	2:00.705	88.54	0.508	12:16:02.710
8 - D2		37.617	119.4	42.945	137.7	39.635	124.7	<b>2:00.197 (1)</b>	<b>88.92</b>		<b>12:18:02.907</b>
9 - D2		37.651	<b>120.2</b>	42.875	<b>138.9</b>	IN PIT		4:21.784 P	40.82	2:21.587	12:22:24.691
10 - D2	OUTLAP	116.5	43.650	136.1	41.267	123.5	2:08.807	82.97	8.610	12:24:33.498	
11 - D2		38.433	118.5	43.870	136.9	40.779	123.5	2:03.082	86.83	2.885	12:26:36.580
12 - D2		38.247	118.3	43.891	135.8	IN PIT		5:25.560 P	32.82	3:25.363	12:32:02.140
13 - D2	OUTLAP	115.3	43.519	136.1	40.383	123.1	2:09.494	82.53	9.297	12:34:11.634	
14 - D2		38.323	118.1	42.964	136.6	39.749	124.0	2:01.036	88.30	0.839	12:36:12.670
15 - D2		37.876	120.0	42.855	136.6	<b>39.592</b>	124.7	2:00.323 (3)	88.82	0.126	12:38:12.993
16 - D2		<b>37.512</b>	119.8	<b>42.730</b>	136.9	40.038	<b>124.9</b>	2:00.280 (2)	88.86	0.083	12:40:13.273

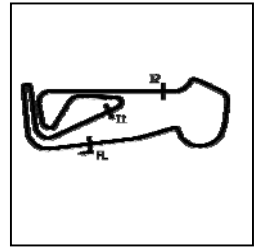
P34 61 GT4S Academy Motorsport		Aston Martin V8 Vantage GT4									
IDEAL LAP TIME : 1:59.929		BEST LAP TIME : 2:00.463			DIFFERENCE : 0.534						
D1: Ben HURST		D2: Micah STANLEY									
LAP		SECTOR 1	SECTOR 2	SECTOR 3	LAP TIME	MPH	DIFF	TIME OF DAY			
1 - D2	OUTLAP	100.9	45.927	133.1	40.387	121.3	2:12.439	80.70	11.976	11:51:43.656	
2 - D2		37.724	117.5	43.443	133.6	40.262	121.5	2:01.429	88.01	0.966	11:53:45.085
3 - D2		<b>37.455</b>	117.5	43.081	135.0	40.047	122.2	2:00.583 (3)	88.63	0.120	11:55:45.668
4 - D2		37.714	<b>118.3</b>	42.906	134.7	<b>39.843</b>	122.6	<b>2:00.463 (1)</b>	<b>88.72</b>		<b>11:57:46.131</b>
5 - D2		37.509	117.9	<b>42.631</b>	135.5	40.370	121.3	2:00.510 (2)	88.69	0.047	11:59:46.641
6 - D2		38.488	117.3	43.047	132.1	IN PIT		4:06.093 P	43.43	2:05.630	12:03:52.734
7 - D1	OUTLAP	116.1	44.774	135.0	41.903	122.2	2:13.190	80.24	12.727	12:06:05.924	
8 - D1		38.780	117.1	43.545	134.4	40.825	122.9	2:03.150	86.78	2.687	12:08:09.074
9 - D1		38.592	115.7	43.123	<b>137.2</b>	42.877	122.0	2:04.592	85.78	4.129	12:10:13.666
10 - D1		38.022	117.7	44.001	122.0	43.974	122.6	2:05.997	84.82	5.534	12:12:19.663
11 - D1		38.214	117.1	43.271	126.6	48.546	122.4	2:10.031	82.19	9.568	12:14:29.694
12 - D1		38.200	115.9	43.259	134.2	40.796	<b>123.5</b>	2:02.255	87.42	1.792	12:16:31.949

Weather / Track : Cloudy / Dry

Snetterton 300  
Circuit Length = 2.9689 miles  
Start: 11:40 Flag 12:40 End: 12:44

# British GT Championship

## FREE PRACTICE 2 - SECTOR ANALYSIS



SECTOR 1 = FL to I1, SECTOR 2 = I1 to I2, SECTOR 3 = I2 to FL, DIFF = Difference To Personal Best Lap, P = Crossed Finish Line in Pit Lane, D = Time Disallowed

13 - D1	38.333	117.9	43.667	<b>137.2</b>	IN PIT		15:28.172	P	11.51	13:27.709	12:32:00.121
14 - D2	OUTLAP	117.5	43.313	134.2	IN PIT		3:47.857	P	46.90	1:47.394	12:35:47.978
15 - D1	OUTLAP	116.5	43.823	134.4	40.751	122.6	2:07.549		83.79	7.086	12:37:55.527
16 - D1	38.445	117.9	43.685	133.6	40.291	123.3	2:02.421		87.30	1.958	12:39:57.948
17 - D1	38.286	117.7	43.398	134.2	40.352	123.1	2:02.036		87.58	1.573	12:41:59.984

### P35 32 GT4PA Track Focused

KTM X-Bow GT4

IDEAL LAP TIME : 2:00.402 BEST LAP TIME : 2:00.493

DIFFERENCE : 0.091

D1: Mike MCCOLLUM D2: Sean COOPER

LAP	SECTOR 1	SECTOR 2	SECTOR 3	LAP TIME	MPH	DIFF	TIME OF DAY				
1 - D1	OUTLAP	115.5	43.826	<b>131.8</b>	40.456	<b>120.0</b>	2:07.217	84.01	6.724	11:42:57.711	
2 - D1	37.989	115.7	43.742	<b>131.8</b>	40.168	119.8	2:01.899	87.67	1.406	11:44:59.610	
3 - D1	38.217	115.3	43.084	<b>131.8</b>	39.990	119.1	2:01.291 (3)	88.11	0.798	11:47:00.901	
<b>4 - D1</b>	<b>37.869</b>	<b>115.9</b>	42.906	<b>131.8</b>	39.718	118.7	<b>2:00.493 (1)</b>	<b>88.70</b>		<b>11:49:01.394</b>	
5 - D1	37.989	114.9	<b>42.865</b>	<b>131.8</b>	39.828	118.3	2:00.682 (2)	88.56	0.189	11:51:02.076	
6 - D1	38.375	114.9	43.470	130.5	IN PIT		3:24.243	P	52.33	1:23.750	11:54:26.319
7 - D1	OUTLAP	115.3	43.175	130.8	39.761	118.3	2:04.798	85.64	4.305	11:56:31.117	
8 - D1	38.115	114.5	44.036	130.8	<b>39.668</b>	118.3	2:01.819	87.73	1.326	11:58:32.936	
9 - D1	38.029	114.9	43.177	130.8	IN PIT		8:31.740	P	20.88	6:31.247	12:07:04.676

### P36 58 GT4S HHC Motorsport

McLaren 570S GT4

IDEAL LAP TIME : 2:00.385 BEST LAP TIME : 2:00.632

DIFFERENCE : 0.247

D1: Luke WILLIAMS D2: Tom JACKSON

LAP	SECTOR 1	SECTOR 2	SECTOR 3	LAP TIME	MPH	DIFF	TIME OF DAY				
1 - D2	OUTLAP	114.1	44.875	119.6	41.506	125.2	2:10.116	82.14	9.484	11:44:02.389	
2 - D2	40.323	91.1	43.859	138.0	40.694	124.7	2:04.876	85.58	4.244	11:46:07.265	
3 - D2	37.828	119.4	43.245	136.6	40.144	125.2	2:01.217 (3)	88.17	0.585	11:48:08.482	
<b>4 - D2</b>	<b>37.708</b>	119.8	43.128	136.3	39.796	124.7	<b>2:00.632 (1)</b>	<b>88.60</b>		<b>11:50:09.114</b>	
5 - D2	38.491	118.7	43.301	137.2	IN PIT		5:59.603	P	29.72	3:58.971	11:56:08.717
6 - D2	OUTLAP	118.7	43.710	137.5	39.995	124.9	2:06.189	84.69	5.557	11:58:14.906	
7 - D2	38.142	118.7	43.252	137.7	40.187	124.9	2:01.581	87.90	0.949	12:00:16.487	
8 - D2	37.986	119.1	43.203	137.7	40.123	124.7	2:01.312	88.10	0.680	12:02:17.799	
9 - D2	38.177	118.9	43.156	138.9	<b>39.773</b>	<b>125.6</b>	2:01.106 (2)	88.25	0.474	12:04:18.905	
10 - D2	39.264	118.7	43.353	138.0	40.106	<b>125.6</b>	2:02.723	87.09	2.091	12:06:21.628	
11 - D2	37.775	<b>120.2</b>	43.181	138.6	40.273	<b>125.6</b>	2:01.229	88.16	0.597	12:08:22.857	
12 - D2	38.357	117.9	43.299	138.6	40.204	124.9	2:01.860	87.70	1.228	12:10:24.717	
13 - D2	38.185	119.8	43.955	138.6	IN PIT		5:15.971	P	33.82	3:15.339	12:15:40.688
14 - D2	OUTLAP	117.7	43.251	<b>139.2</b>	40.405	<b>125.6</b>	2:06.453	84.52	5.821	12:17:47.141	
15 - D2	37.969	118.5	43.749	137.7	IN PIT		4:08.147	P	43.07	2:07.515	12:21:55.288
16 - D1	OUTLAP	119.6	43.371	138.3	41.156	124.7	2:07.723	83.68	7.091	12:24:03.011	
17 - D1	37.915	119.6	43.927	137.5	42.299	123.3	2:04.141	86.09	3.509	12:26:07.152	
18 - D1	38.205	119.6	<b>42.904</b>	138.6	40.282	<b>125.6</b>	2:01.391	88.04	0.759	12:28:08.543	
19 - D1	38.969	118.9	43.981	137.7	40.247	124.9	2:03.197	86.75	2.565	12:30:11.740	

Weather / Track : Cloudy / Dry

Snetterton 300

Circuit Length = 2.9689 miles

Start: 11:40 Flag 12:40 End: 12:44

# British GT Championship

## FREE PRACTICE 2 - DRIVER STATISTICS

POS	NO	CL	PIC	TEAM / DRIVERS	CAR	LAPS	RACE TIME	%	BEST	ON	MPH
1	8	GT3PA	1	Team ABBA Racing	Mercedes-AMG GT3	26	<b>57:45.218</b>				
				Richard NEARY (GBR)		22	42:23.736	73.41	1:51.276	18	96.05
				Adam CHRISTODOULOU (GBR)		4	14:43.838	25.51	1:48.558	3	98.45
2	72	GT3PA	2	Barwell Motorsport	Lamborghini Huracan GT3 EVO	23	<b>54:17.141</b>				
				Adam BALON (GBR)		16	33:04.296	60.92	1:50.401	15	96.81
				Phil KEEN (GBR)		7	17:26.667	32.13	1:48.631	19	98.38
3	69	GT3PA	3	Barwell Motorsport	Lamborghini Huracan GT3 EVO	28	<b>58:35.423</b>				
				Sam DE HAAN (GBR)		22	47:53.289	81.73	1:49.550	28	97.56
				Jonny COCKER (GBR)		6	12:57.887	22.13	1:48.908	14	98.13
4	2	GT3PA	4	TF Sport	Aston Martin V8 Vantage GT3	27	<b>58:23.802</b>				
				Mark FARMER (GBR)		17	34:12.943	58.59	1:50.401	10	96.81
				Nicki THIM (DNK)		10	23:08.006	39.61	1:48.913	19	98.13
5	99	GT3PA	5	Beechdean AMR	Aston Martin V8 Vantage GT3	28	<b>59:20.999</b>				
				Andrew HOWARD (GBR)		18	34:16.101	57.74	1:51.942	17	95.47
				Marco SØRENSEN (DNK)		10	22:33.764	38.02	1:49.190	3	97.88
6	31	GT3PA	6	JRM Racing	Bentley Continental GT3	24	<b>59:03.819</b>				
				Rick PARFITT JNR (GBR)		18	37:30.872	63.52	1:50.265	24	96.93
				Seb MORRIS (GBR)		6	14:16.204	24.16	1:49.192	16	97.88
7	47	GT3PA	7	TF Sport	Aston Martin V8 Vantage GT3	24	<b>59:01.970</b>				
				Graham DAVIDSON (GBR)		14	29:42.940	50.34	1:50.141	13	97.03
				Jonny ADAM (GBR)		10	28:21.094	48.03	1:49.399	18	97.69
8	22	GT3PA	8	Balfe Motorsport	McLaren 720S GT3	22	<b>58:33.577</b>				
				Shaun BALFE (GBR)		8	18:29.324	31.57	1:51.191	18	96.12
				Rob BELL (GBR)		14	31:47.289	54.28	1:49.517	3	97.59
9	3	GT3PA	9	Century Motorsport	BMW M6 GT3	26	<b>59:43.245</b>				
				Dominic PAUL (GBR)		14	30:06.775	50.42	1:51.317	23	96.01
				Ben GREEN (GBR)		12	25:27.644	42.63	1:49.542	17	97.57
10	7	GT3S	1	Team Parker Racing	Bentley Continental GT3	23	<b>58:05.465</b>				
				Glynn GEDDIE (GBR)		14	27:56.873	48.11	1:49.654	20	97.47
				Ryan RATCLIFFE (GBR)		9	19:28.167	33.52	1:51.246	23	96.07
11	9	GT3S	2	Century Motorsport	BMW M6 GT3	23	<b>59:51.999</b>				
				Tom GAMBLE (GBR)		12	23:58.484	40.05	1:49.905	20	97.24
				Jack MITCHELL (GBR)		11	24:50.265	41.49	1:50.571	2	96.66
12	96	GT3S	3	Optimum Motorsport	Aston Martin V8 Vantage GT3	26	<b>54:39.260</b>				
				Oliver WILKINSON (GBR)		18	32:39.575	59.76	1:50.653	21	96.59
				Bradley ELLIS (GBR)		8	18:21.349	33.59	1:51.063	3	96.23
13	18	GT3PA	10	WPI Motorsport	Lamborghini Huracan GT3 EVO	15	<b>39:00.540</b>				
				Michael IGOE (GBR)		6	11:19.931	29.05	1:52.011	14	95.41
				Adam WILCOX (GBR)		9	21:27.915	55.03	1:51.980	9	95.44
14	44	GT4PA	1	Invictus Games Racing	Jaguar F-TYPE SVR GT4	25	<b>1:00:30.114</b>				
				Paul VICE (GBR)		17	33:22.103	55.15	2:02.727	23	87.08
				Matthew GEORGE (GBR)		8	20:43.159	34.25	1:58.229	8	90.40
15	66	GT4PA	2	Team Parker Racing	Mercedes-AMG GT4	22	<b>58:46.440</b>				
				Nick JONES (GBR)		0	0.000	0.00		0	
				Scott MALVERN (GBR)		22	45:21.555	77.18	1:58.445	8	90.23
16	20	GT4PA	3	Balfe Motorsport	McLaren 570S GT4	25	<b>58:56.873</b>				
				Graham JOHNSON (GBR)		15	30:46.261	52.20	1:59.429	16	89.49
				Michael O'BRIEN (GBR)		10	26:03.049	44.19	1:58.548	21	90.15
17	88	GT4PA	4	GT Marques	Porsche 718 Cayman GT4 Clubsport	25	<b>58:05.144</b>				
				Chris CAR (GBR)		20	42:06.293	72.49	2:03.598	25	86.47
				Dino ZAMPARELLI (GBR)		5	15:25.276	26.55	1:58.562	5	90.14
18	42	GT4S	1	Century Motorsport	BMW M4 GT4	19	<b>48:03.864</b>				
				Mark KIMBER (GBR)		8	20:48.733	43.30	1:59.548	19	89.40
				Jacob MATHIASSEN (DNK)		11	24:40.507	51.34	1:58.565	16	90.14
19	97	GT4S	2	TF Sport	Aston Martin V8 Vantage GT4	25	<b>56:59.832</b>				
				Ashley HAND (GBR)		12	30:41.864	53.86	1:59.076	19	89.75
				Tom CANNING (GBR)		13	28:17.657	49.64	1:58.614	25	90.10

Snetterton 300

Circuit Length = 2.9689 miles

Start: 11:40 Flag 12:40 End: 12:44

Weather / Track : Cloudy / Dry



# British GT Championship

## FREE PRACTICE 2 - DRIVER STATISTICS

POS	NO	CL	PIC	TEAM / DRIVERS	CAR	LAPS	RACE TIME	%	BEST	ON	MPH
20	15	GT4S	3	Multimatic Motorsports Europe Scott MAXWELL (CAN) Seb PRIAULX (GBR)	Ford Mustang GT4	25	<b>1:00:48.808</b>				
						10	24:04.941	39.60	1:58.953	10	89.85
						15	28:28.121	46.81	1:58.749	22	90.00
21	35	GT4S	4	Optimum Motorsport Connor O'BRIEN (ROI) Jack BUTEL (GBR)	Aston Martin V8 Vantage GT4	24	<b>59:14.085</b>				
						14	35:11.172	59.40	1:58.776	2	89.98
						10	19:43.200	33.29	2:00.147	11	88.95
22	43	GT4S	5	Century Motorsport Andrew GORDON-COLEBROOKE (GBR) Angus FENDER (GBR)	BMW M4 GT4	10	<b>29:41.962</b>				
						5	12:31.262	42.16	1:59.328	6	89.56
						5	14:28.488	48.74	1:58.827	10	89.94
23	77	GT4PA	5	Fox Motorsport Mark MURFITT (GBR) Michael BROADHURST (GBR)	Mercedes-AMG GT4	25	<b>58:43.233</b>				
						15	35:32.225	60.52	1:59.616	13	89.35
						10	20:13.465	34.44	1:58.897	24	89.89
24	95	GT4S	6	TF Sport Josh PRICE (GBR) Patrick KIBBLE (GBR)	Aston Martin V8 Vantage GT4	19	<b>55:28.965</b>				
						10	26:50.865	48.39	1:58.909	14	89.88
						9	30:47.475	55.50	2:00.211	18	88.91
25	19	GT4PA	6	Multimatic Motorsports Europe Alistair MACKINNON (GBR) Ben DEVLIN (GBR)	Ford Mustang GT4	23	<b>57:34.371</b>				
						7	14:17.659	24.83	2:00.553	20	88.65
						16	39:02.343	67.81	1:59.142	7	89.70
26	23	GT4S	7	RACE Performance Sam SMELT (GBR) Aron TAYLOR-SMITH (ROI)	Ford Mustang GT4	25	<b>59:41.440</b>				
						16	32:41.726	54.77	1:59.859	12	89.17
						9	23:41.676	39.70	1:59.187	17	89.67
27	11	GT4PA	7	Beechdean AMR Kelvin FLETCHER (GBR) Martin PLOWMAN (GBR)	Aston Martin V8 Vantage GT4	23	<b>55:43.740</b>				
						13	28:34.716	51.28	1:59.699	10	89.29
						10	26:17.261	47.17	1:59.348	15	89.55
28	75	GT4S	8	Optimum Motorsport Mike ROBINSON (GBR) Patrik MATTHIESEN (DNK)	Aston Martin V8 Vantage GT4	25	<b>59:06.067</b>				
						13	30:58.260	52.40	1:59.496	15	89.44
						12	28:07.807	47.60	2:00.327	18	88.82
29	4	GT4S	9	Tolman Motorsport Josh SMITH (GBR) James DORLIN (GBR)	McLaren 570S GT4	23	<b>55:46.112</b>				
						15	32:05.841	57.55	2:00.258	15	88.87
						8	21:26.518	38.45	1:59.613	4	89.35
30	62	GT4S	10	Academy Motorsport Alex TOTH-JONES (GBR) Will MOORE (GBR)	Aston Martin V8 Vantage GT4	22	<b>53:18.270</b>				
						12	26:24.973	49.56	1:59.700	21	89.29
						10	22:33.895	42.33	2:00.210	16	88.91
31	5	GT4S	11	Tolman Motorsport Lewis PROCTOR (GBR) Jordan COLLARD (GBR)	McLaren 570S GT4	21	<b>49:33.343</b>				
						10	26:36.997	53.71	1:59.899	8	89.14
						11	24:59.926	50.45	1:59.768	17	89.23
32	57	GT4S	12	HHC Motorsport Callum POINTON (GBR) Dean MACDONALD (GBR)	McLaren 570S GT4	17	<b>44:01.743</b>				
						8	22:19.660	50.71	2:00.906	2	88.39
						9	20:30.810	46.59	1:59.853	10	89.17
33	29	GT4PA	8	Steller Performance Richard WILLIAMS (GBR) Sennan FIELDING (GBR)	Audi R8 LMS GT4	16	<b>58:42.557</b>				
						0	0.000	0.00		0	
						16	33:17.656	56.71	2:00.197	8	88.92
34	61	GT4S	13	Academy Motorsport Ben HURST (CAN) Micah STANLEY (MCO)	Aston Martin V8 Vantage GT4	17	<b>52:28.767</b>				
						11	34:19.393	65.40	2:02.036	17	87.58
						6	18:09.374	34.60	2:00.463	4	88.72
35	32	GT4PA	9	Track Focused Mike MCCOLLUM (GBR) Sean COOPER (GBR)	KTM X-Bow GT4	9	<b>26:14.182</b>				
						9	20:36.292	78.54	2:00.493	4	88.70
						0	0.000	0.00		0	
36	58	GT4S	14	HHC Motorsport Luke WILLIAMS (GBR) Tom JACKSON (GBR)	McLaren 570S GT4	19	<b>48:19.467</b>				
						5	10:17.268	21.29	2:01.391	18	88.04
						14	32:50.327	67.95	2:00.632	4	88.60

Snetterton 300

Circuit Length = 2.9689 miles

Start: 11:40 Flag 12:40 End: 12:44

Weather / Track : Cloudy / Dry

# British GT Championship

## FREE PRACTICE 2 - PIT STOP ANALYSIS

STOP	IN TIME	DRIVER IN	STINT TIME	STOP TIME	TOTAL STOP TIME	OUT TIME	DRIVER OUT
<b>P1 8 GT3PA Team ABBA Racing Mercedes-AMG GT3</b> D1: Richard NEARY Total Stint: 22 Laps - 42:23.736 (73.41%) Best Lap: 1:51.276 On Lap 18 @ 96.05 mph D2: Adam CHRISTODOULOU Total Stint: 4 Laps - 14:43.838 (25.51%) Best Lap: 1:48.558 On Lap 3 @ 98.45 mph							
1 -	11:49:30.980	Adam CHRISTODOULOU	9:14.792	5:29.046	5:29.046	11:55:00.026	Richard NEARY
2 -	12:16:04.065	Richard NEARY	21:04.039	2:34.125	8:03.171	12:18:38.190	Richard NEARY
3 -	12:39:57.887	Richard NEARY					
<b>P2 72 GT3PA Barwell Motorsport Lamborghini Huracan GT3 EVO</b> D1: Adam BALON Total Stint: 16 Laps - 33:04.296 (60.92%) Best Lap: 1:50.401 On Lap 15 @ 96.81 mph D2: Phil KEEN Total Stint: 7 Laps - 17:26.667 (32.13%) Best Lap: 1:48.631 On Lap 19 @ 98.38 mph							
1 -	11:47:34.397	Phil KEEN	7:23.915	1:09.541	1:09.541	11:48:43.938	Adam BALON
2 -	12:05:56.785	Adam BALON	17:12.847	3:16.762	4:26.303	12:09:13.547	Adam BALON
3 -	12:16:57.414	Adam BALON	7:43.867	2:03.128	6:29.431	12:19:00.542	Phil KEEN
4 -	12:26:35.379	Phil KEEN	7:34.837	1:18.374	7:47.805	12:27:53.753	Adam BALON
5 -	12:30:01.393	Adam BALON	2:07.640	1:15.716	9:03.521	12:31:17.109	Adam BALON
6 -	12:33:10.269	Adam BALON	1:53.160	1:17.354	10:20.875	12:34:27.623	Adam BALON
7 -	12:36:31.277	Adam BALON					
<b>P3 69 GT3PA Barwell Motorsport Lamborghini Huracan GT3 EVO</b> D1: Sam DE HAAN Total Stint: 22 Laps - 47:53.289 (81.73%) Best Lap: 1:49.550 On Lap 28 @ 97.56 mph D2: Jonny COCKER Total Stint: 6 Laps - 12:57.887 (22.13%) Best Lap: 1:48.908 On Lap 14 @ 98.13 mph							
1 -	11:59:03.522	Sam DE HAAN	18:54.875	4:28.711	4:28.711	12:03:32.233	Jonny COCKER
2 -	12:14:43.391	Jonny COCKER	11:11.158	1:46.729	6:15.440	12:16:30.120	Sam DE HAAN
3 -	12:40:59.823	Sam DE HAAN					
<b>P4 2 GT3PA TF Sport Aston Martin V8 Vantage GT3</b> D1: Mark FARMER Total Stint: 17 Laps - 34:12.943 (58.59%) Best Lap: 1:50.401 On Lap 10 @ 96.81 mph D2: Nicki THIM Total Stint: 10 Laps - 23:08.006 (39.61%) Best Lap: 1:48.913 On Lap 19 @ 98.13 mph							
1 -	11:47:38.003	Nicki THIM	7:24.774	1:31.186	1:31.186	11:49:09.189	Mark FARMER
2 -	11:56:48.355	Mark FARMER	7:39.166	1:12.949	2:44.135	11:58:01.304	Mark FARMER
3 -	12:07:28.930	Mark FARMER	9:27.626	2:08.623	4:52.758	12:09:37.553	Nicki THIM
4 -	12:17:01.089	Nicki THIM	7:23.536	1:40.496	6:33.254	12:18:41.585	Nicki THIM
5 -	12:24:12.554	Nicki THIM	5:30.969	1:17.541	7:50.795	12:25:30.095	Mark FARMER
6 -	12:40:27.623	Mark FARMER					
<b>P5 99 GT3PA Beechdean AMR Aston Martin V8 Vantage GT3</b> D1: Andrew HOWARD Total Stint: 18 Laps - 34:16.101 (57.74%) Best Lap: 1:51.942 On Lap 17 @ 95.47 mph D2: Marco SØRENSEN Total Stint: 10 Laps - 22:33.764 (38.02%) Best Lap: 1:49.190 On Lap 3 @ 97.88 mph							
1 -	11:49:29.638	Marco SØRENSEN	9:17.403	1:56.469	1:56.469	11:51:26.107	Marco SØRENSEN
2 -	11:57:04.233	Marco SØRENSEN	5:38.126	2:29.434	4:25.903	11:59:33.667	Marco SØRENSEN
3 -	12:05:12.497	Marco SØRENSEN	5:38.830	1:59.405	6:25.308	12:07:11.902	Andrew HOWARD
4 -	12:41:28.003	Andrew HOWARD					
<b>P6 31 GT3PA JRM Racing Bentley Continental GT3</b> D1: Rick PARFITT JNR Total Stint: 18 Laps - 37:30.872 (63.52%) Best Lap: 1:50.265 On Lap 24 @ 96.93 mph D2: Seb MORRIS Total Stint: 6 Laps - 14:16.204 (24.16%) Best Lap: 1:49.192 On Lap 16 @ 97.88 mph							
1 -	11:49:59.982	Rick PARFITT JNR	8:16.890	3:43.989	3:43.989	11:53:43.971	Rick PARFITT JNR
2 -	12:07:01.262	Rick PARFITT JNR	13:17.291	2:45.210	6:29.199	12:09:46.472	Seb MORRIS
3 -	12:21:26.476	Seb MORRIS	11:40.004	2:36.200	9:05.399	12:24:02.676	Rick PARFITT JNR
4 -	12:33:26.643	Rick PARFITT JNR	9:23.967	3:32.754	12:38.153	12:36:59.397	Rick PARFITT JNR
-	Finish	Rick PARFITT JNR	3:47.514				
<b>P7 47 GT3PA TF Sport Aston Martin V8 Vantage GT3</b> D1: Graham DAVIDSON Total Stint: 14 Laps - 29:42.940 (50.34%) Best Lap: 1:50.141 On Lap 13 @ 97.03 mph D2: Jonny ADAM Total Stint: 10 Laps - 28:21.094 (48.03%) Best Lap: 1:49.399 On Lap 18 @ 97.69 mph							
STOP	IN TIME	DRIVER IN	STINT TIME	STOP TIME	TOTAL STOP TIME	OUT TIME	DRIVER OUT

Weather / Track : Cloudy / Dry

Snetterton 300  
 Circuit Length = 2.9689 miles  
 Start: 11:40 Flag 12:40 End: 12:44

# British GT Championship

## FREE PRACTICE 2 - PIT STOP ANALYSIS

1 -	11:42:16.539	Jonny ADAM	1:56.000	1:16.685	1:16.685	11:43:33.224	Graham DAVIDSON
2 -	11:45:28.986	Graham DAVIDSON	1:55.762	1:15.750	2:32.435	11:46:44.736	Jonny ADAM
3 -	11:56:04.071	Jonny ADAM	9:19.335	1:18.511	3:50.946	11:57:22.582	Graham DAVIDSON
4 -	12:04:58.500	Graham DAVIDSON	7:35.918	1:27.146	5:18.092	12:06:25.646	Graham DAVIDSON
5 -	12:16:09.570	Graham DAVIDSON	9:43.924	1:37.577	6:55.669	12:17:47.147	Jonny ADAM
6 -	12:23:19.215	Jonny ADAM	5:32.068	1:27.108	8:22.777	12:24:46.323	Jonny ADAM
7 -	12:28:47.201	Jonny ADAM	4:00.878	4:57.617	13:20.394	12:33:44.818	Graham DAVIDSON
8 -	12:41:18.827	Graham DAVIDSON					

P8		22 GT3PA		Balfie Motorsport		McLaren 720S GT3	
D1: Shaun BALFE		Total Stint: 8 Laps - 18:29.324 (31.57%)		Best Lap: 1:51.191 On Lap 18 @ 96.12 mph			
D2: Rob BELL		Total Stint: 14 Laps - 31:47.289 (54.28%)		Best Lap: 1:49.517 On Lap 3 @ 97.59 mph			
STOP	IN TIME	DRIVER IN	STINT TIME	STOP TIME	TOTAL STOP TIME	OUT TIME	DRIVER OUT
1 -	11:54:48.315	Rob BELL	13:08.943	8:16.964	8:16.964	12:03:05.279	Rob BELL
2 -	12:10:29.645	Rob BELL	7:24.366	5:36.433	13:53.397	12:16:06.078	Shaun BALFE
3 -	12:31:17.362	Shaun BALFE	15:11.284	3:18.040	17:11.437	12:34:35.402	Rob BELL
-	Finish	Rob BELL	5:37.547				

P9		3 GT3PA		Century Motorsport		BMW M6 GT3	
D1: Dominic PAUL		Total Stint: 14 Laps - 30:06.775 (50.42%)		Best Lap: 1:51.317 On Lap 23 @ 96.01 mph			
D2: Ben GREEN		Total Stint: 12 Laps - 25:27.644 (42.63%)		Best Lap: 1:49.542 On Lap 17 @ 97.57 mph			
STOP	IN TIME	DRIVER IN	STINT TIME	STOP TIME	TOTAL STOP TIME	OUT TIME	DRIVER OUT
1 -	11:46:00.175	Dominic PAUL	5:43.156	1:15.418	1:15.418	11:47:15.593	Dominic PAUL
2 -	11:56:52.577	Dominic PAUL	9:30.544	1:37.399	2:52.817	11:58:29.976	Ben GREEN
3 -	12:09:48.232	Ben GREEN	11:18.256	1:29.960	4:22.777	12:11:18.192	Ben GREEN
4 -	12:19:12.159	Ben GREEN	7:47.527	1:47.367	6:10.144	12:20:59.526	Ben GREEN
5 -	12:24:55.209	Ben GREEN	3:55.683	2:26.178	8:36.322	12:27:21.387	Dominic PAUL
6 -	12:36:45.660	Dominic PAUL	9:24.273	1:16.876	9:53.198	12:38:02.536	Dominic PAUL
7 -	12:41:53.939	Dominic PAUL					

P10		7 GT3S		Team Parker Racing		Bentley Continental GT3	
D1: Glynn GEDDIE		Total Stint: 14 Laps - 27:56.873 (48.11%)		Best Lap: 1:49.654 On Lap 20 @ 97.47 mph			
D2: Ryan RATCLIFFE		Total Stint: 9 Laps - 19:28.167 (33.52%)		Best Lap: 1:51.246 On Lap 23 @ 96.07 mph			
STOP	IN TIME	DRIVER IN	STINT TIME	STOP TIME	TOTAL STOP TIME	OUT TIME	DRIVER OUT
1 -	11:55:21.401	Ryan RATCLIFFE	13:14.842	2:26.735	2:26.735	11:57:48.136	Glynn GEDDIE
2 -	12:11:12.097	Glynn GEDDIE	13:23.961	8:28.040	10:54.775	12:19:40.137	Glynn GEDDIE
3 -	12:25:24.992	Glynn GEDDIE	5:44.855	2:12.385	13:07.160	12:27:37.377	Glynn GEDDIE
4 -	12:35:08.155	Glynn GEDDIE	7:30.778	1:17.279	14:24.439	12:36:25.434	Ryan RATCLIFFE
-	Finish	Ryan RATCLIFFE	3:46.590				

P11		9 GT3S		Century Motorsport		BMW M6 GT3	
D1: Tom GAMBLE		Total Stint: 12 Laps - 23:58.484 (40.05%)		Best Lap: 1:49.905 On Lap 20 @ 97.24 mph			
D2: Jack MITCHELL		Total Stint: 11 Laps - 24:50.265 (41.49%)		Best Lap: 1:50.571 On Lap 2 @ 96.66 mph			
STOP	IN TIME	DRIVER IN	STINT TIME	STOP TIME	TOTAL STOP TIME	OUT TIME	DRIVER OUT
1 -	11:47:08.078	Jack MITCHELL	5:49.179	22.561	22.561	11:47:30.639	Jack MITCHELL
2 -	11:55:01.687	Jack MITCHELL	7:31.048	4:29.327	4:51.888	11:59:31.014	Jack MITCHELL
3 -	12:03:22.101	Jack MITCHELL	3:51.087	1:20.176	6:12.064	12:04:42.277	Jack MITCHELL
4 -	12:06:41.269	Jack MITCHELL	1:58.992	3:44.726	9:56.790	12:10:25.995	Tom GAMBLE
5 -	12:21:50.282	Tom GAMBLE	11:24.287	1:15.834	11:12.624	12:23:06.116	Tom GAMBLE
6 -	12:25:02.621	Tom GAMBLE	1:56.505	1:15.882	12:28.506	12:26:18.503	Tom GAMBLE
7 -	12:28:14.821	Tom GAMBLE	1:56.318	2:19.470	14:47.976	12:30:34.291	Tom GAMBLE
8 -	12:38:05.110	Tom GAMBLE	7:30.819	1:10.555	15:58.531	12:39:15.665	Jack MITCHELL
-	Finish	Jack MITCHELL	1:55.233				

P12		96 GT3S		Optimum Motorsport		Aston Martin V8 Vantage GT3	
D1: Oliver WILKINSON		Total Stint: 18 Laps - 32:39.575 (59.76%)		Best Lap: 1:50.653 On Lap 21 @ 96.59 mph			
D2: Bradley ELLIS		Total Stint: 8 Laps - 18:21.349 (33.59%)		Best Lap: 1:51.063 On Lap 3 @ 96.23 mph			
STOP	IN TIME	DRIVER IN	STINT TIME	STOP TIME	TOTAL STOP TIME	OUT TIME	DRIVER OUT
1 -	11:56:55.701	Bradley ELLIS	11:16.624	1:01.256	1:01.256	11:57:56.957	Bradley ELLIS
2 -	12:03:42.266	Bradley ELLIS	5:45.309	1:19.416	2:20.672	12:05:01.682	Oliver WILKINSON
3 -	12:16:33.399	Oliver WILKINSON	11:31.717	1:16.138	3:36.810	12:17:49.537	Oliver WILKINSON

Weather / Track : Cloudy / Dry

Snetterton 300  
Circuit Length = 2.9689 miles  
Start: 11:40 Flag 12:40 End: 12:44

# British GT Championship

## FREE PRACTICE 2 - PIT STOP ANALYSIS

4 - 12:25:31.718 Oliver WILKINSON 7:42.181 1:20.942 4:57.752 12:26:52.660 Oliver WILKINSON  
 - Finish Oliver WILKINSON 13:25.677

<b>P13</b>	<b>18 GT3PA</b>	<b>WPI Motorsport</b>						<b>Lamborghini Huracan GT3 EVO</b>
D1: Michael IGOE	Total Stint: 6 Laps - 11:19.931 (29.05%)							Best Lap: 1:52.011 On Lap 14 @ 95.41 mph
D2: Adam WILCOX	Total Stint: 9 Laps - 21:27.915 (55.03%)							Best Lap: 1:51.980 On Lap 9 @ 95.44 mph
STOP	IN TIME	DRIVER IN	STINT TIME	STOP TIME	TOTAL STOP TIME	OUT TIME	DRIVER OUT	
1 -	11:50:39.071	Adam WILCOX	10:20.408	8:05.415	8:05.415	11:58:44.486	Adam WILCOX	
2 -	12:08:21.974	Adam WILCOX	9:37.488	1:30.019	9:35.434	12:09:51.993	Michael IGOE	
3 -	12:21:11.924	Michael IGOE						

<b>P14</b>	<b>44 GT4PA</b>	<b>Invictus Games Racing</b>						<b>Jaguar F-TYPE SVR GT4</b>
D1: Paul VICE	Total Stint: 17 Laps - 33:22.103 (55.15%)							Best Lap: 2:02.727 On Lap 23 @ 87.08 mph
D2: Matthew GEORGE	Total Stint: 8 Laps - 20:43.159 (34.25%)							Best Lap: 1:58.229 On Lap 8 @ 90.40 mph
STOP	IN TIME	DRIVER IN	STINT TIME	STOP TIME	TOTAL STOP TIME	OUT TIME	DRIVER OUT	
1 -	11:51:07.667	Matthew GEORGE	10:14.181	3:39.778	3:39.778	11:54:47.445	Matthew GEORGE	
2 -	11:56:51.177	Matthew GEORGE	2:03.732	2:45.074	6:24.852	11:59:36.251	Matthew GEORGE	
3 -	12:05:39.577	Matthew GEORGE	6:03.326	2:21.920	8:46.772	12:08:01.497	Paul VICE	
-	Finish	Paul VICE	33:22.103					

<b>P15</b>	<b>66 GT4PA</b>	<b>Team Parker Racing</b>						<b>Mercedes-AMG GT4</b>
D1: Nick JONES	Total Stint: 0 Laps							
D2: Scott MALVERN	Total Stint: 22 Laps - 45:21.555 (77.18%)							Best Lap: 1:58.445 On Lap 8 @ 90.23 mph
STOP	IN TIME	DRIVER IN	STINT TIME	STOP TIME	TOTAL STOP TIME	OUT TIME	DRIVER OUT	
1 -	12:00:56.692	Scott MALVERN	18:18.836	5:59.557	5:59.557	12:06:56.249	Scott MALVERN	
2 -	12:12:57.128	Scott MALVERN	6:00.879	3:11.007	9:10.564	12:16:08.135	Scott MALVERN	
3 -	12:28:52.106		12:43.971	22.455	9:33.019	12:29:14.561		
4 -	12:31:20.842		2:06.281	3:51.866	13:24.885	12:35:12.708		
-	Finish		6:11.588					

<b>P16</b>	<b>20 GT4PA</b>	<b>Balfe Motorsport</b>						<b>McLaren 570S GT4</b>
D1: Graham JOHNSON	Total Stint: 15 Laps - 30:46.261 (52.2%)							Best Lap: 1:59.429 On Lap 16 @ 89.49 mph
D2: Michael O'BRIEN	Total Stint: 10 Laps - 26:03.049 (44.19%)							Best Lap: 1:58.548 On Lap 21 @ 90.15 mph
STOP	IN TIME	DRIVER IN	STINT TIME	STOP TIME	TOTAL STOP TIME	OUT TIME	DRIVER OUT	
1 -	11:53:25.576	Michael O'BRIEN	12:15.225	1:54.609	1:54.609	11:55:20.185	Graham JOHNSON	
2 -	12:11:42.657	Graham JOHNSON	16:22.472	2:07.563	4:02.172	12:13:50.220	Graham JOHNSON	
3 -	12:23:59.365	Graham JOHNSON	10:09.145	2:04.114	6:06.286	12:26:03.479	Michael O'BRIEN	
4 -	12:36:23.979	Michael O'BRIEN	10:20.500	1:32.715	7:39.001	12:37:56.694	Graham JOHNSON	
-	Finish	Graham JOHNSON	2:10.530					

<b>P17</b>	<b>88 GT4PA</b>	<b>GT Marques</b>						<b>Porsche 718 Cayman GT4 Clubsport</b>
D1: Chris CAR	Total Stint: 20 Laps - 42:06.293 (72.49%)							Best Lap: 2:03.598 On Lap 25 @ 86.47 mph
D2: Dino ZAMPARELLI	Total Stint: 5 Laps - 15:25.276 (26.55%)							Best Lap: 1:58.562 On Lap 5 @ 90.14 mph
STOP	IN TIME	DRIVER IN	STINT TIME	STOP TIME	TOTAL STOP TIME	OUT TIME	DRIVER OUT	
1 -	11:53:19.034	Dino ZAMPARELLI	12:11.794	3:13.482	3:13.482	11:56:32.516	Chris CAR	
2 -	12:15:40.376	Chris CAR	19:07.860	2:38.113	5:51.595	12:18:18.489	Chris CAR	
3 -	12:41:16.922	Chris CAR						

<b>P18</b>	<b>42 GT4S</b>	<b>Century Motorsport</b>						<b>BMW M4 GT4</b>
D1: Mark KIMBER	Total Stint: 8 Laps - 20:48.733 (43.3%)							Best Lap: 1:59.548 On Lap 19 @ 89.40 mph
D2: Jacob MATHIASSEN	Total Stint: 11 Laps - 24:40.507 (51.34%)							Best Lap: 1:58.565 On Lap 16 @ 90.14 mph
STOP	IN TIME	DRIVER IN	STINT TIME	STOP TIME	TOTAL STOP TIME	OUT TIME	DRIVER OUT	
1 -	11:53:39.620	Mark KIMBER	12:13.733	2:23.842	2:23.842	11:56:03.462	Jacob MATHIASSEN	
2 -	12:08:16.466	Jacob MATHIASSEN	12:13.004	2:06.179	4:30.021	12:10:22.645	Jacob MATHIASSEN	
3 -	12:12:29.406	Jacob MATHIASSEN	2:06.761	2:29.474	6:59.495	12:14:58.880	Jacob MATHIASSEN	
4 -	12:23:12.408	Jacob MATHIASSEN	8:13.528	2:07.214	9:06.709	12:25:19.622	Mark KIMBER	
5 -	12:31:30.780	Mark KIMBER						

<b>P19</b>	<b>97 GT4S</b>	<b>TF Sport</b>						<b>Aston Martin V8 Vantage GT4</b>
D1: Ashley HAND	Total Stint: 12 Laps - 30:41.864 (53.86%)							Best Lap: 1:59.076 On Lap 19 @ 89.75 mph
D2: Tom CANNING	Total Stint: 13 Laps - 28:17.657 (49.64%)							Best Lap: 1:58.614 On Lap 25 @ 90.10 mph
STOP	IN TIME	DRIVER IN	STINT TIME	STOP TIME	TOTAL STOP TIME	OUT TIME	DRIVER OUT	

Weather / Track : Cloudy / Dry

Snetterton 300  
 Circuit Length = 2.9689 miles  
 Start: 11:40 Flag 12:40 End: 12:44

# British GT Championship

## FREE PRACTICE 2 - PIT STOP ANALYSIS

1 -	11:57:37.970	Ashley HAND	16:16.925	2:04.052	2:04.052	11:59:42.022	Tom CANNING
2 -	12:15:51.047	Tom CANNING	16:09.025	2:03.487	4:07.539	12:17:54.534	Ashley HAND
3 -	12:28:05.405	Ashley HAND	10:10.871	2:10.016	6:17.555	12:30:15.421	Tom CANNING
4 -	12:40:20.566	Tom CANNING					

P20 15 GT4S		Multimatic Motorsports Europe			Ford Mustang GT4		
D1: Scott MAXWELL		Total Stint: 10 Laps - 24:04.941 (39.6%)			Best Lap: 1:58.953 On Lap 10 @ 89.85 mph		
D2: Seb PRIAULX		Total Stint: 15 Laps - 28:28.121 (46.81%)			Best Lap: 1:58.749 On Lap 22 @ 90.00 mph		
STOP	IN TIME	DRIVER IN	STINT TIME	STOP TIME	TOTAL STOP TIME	OUT TIME	DRIVER OUT
1 -	11:48:37.165	Scott MAXWELL	8:07.820	2:38.956	2:38.956	11:51:16.121	Scott MAXWELL
2 -	11:55:19.381	Scott MAXWELL	4:03.260	3:19.769	5:58.725	11:58:39.150	Scott MAXWELL
3 -	12:08:42.065	Scott MAXWELL	10:02.915	1:50.946	7:49.671	12:10:33.011	Seb PRIAULX
4 -	12:28:45.605	Seb PRIAULX	18:12.594	2:17.021	10:06.692	12:31:02.626	Seb PRIAULX
-	Finish	Seb PRIAULX	10:15.527				

P21 35 GT4S		Optimum Motorsport			Aston Martin V8 Vantage GT4		
D1: Connor O'BRIEN		Total Stint: 14 Laps - 35:11.172 (59.4%)			Best Lap: 1:58.776 On Lap 2 @ 89.98 mph		
D2: Jack BUTEL		Total Stint: 10 Laps - 19:43.200 (33.29%)			Best Lap: 2:00.147 On Lap 11 @ 88.95 mph		
STOP	IN TIME	DRIVER IN	STINT TIME	STOP TIME	TOTAL STOP TIME	OUT TIME	DRIVER OUT
1 -	11:52:49.799	Connor O'BRIEN	10:10.126	1:49.641	1:49.641	11:54:39.440	Connor O'BRIEN
2 -	12:00:48.235	Connor O'BRIEN	6:08.795	2:39.798	4:29.439	12:03:28.033	Jack BUTEL
3 -	12:17:37.520	Jack BUTEL	14:09.487	1:28.895	5:58.334	12:19:06.415	Connor O'BRIEN
4 -	12:23:13.693	Connor O'BRIEN	4:07.278	1:15.901	7:14.235	12:24:29.594	Connor O'BRIEN
5 -	12:30:34.997	Connor O'BRIEN	6:05.403	1:14.171	8:28.406	12:31:49.168	Connor O'BRIEN
6 -	12:35:52.529	Connor O'BRIEN	4:03.361	1:56.411	10:24.817	12:37:48.940	Jack BUTEL
-	Finish	Jack BUTEL	4:04.818				

P22 43 GT4S		Century Motorsport			BMW M4 GT4		
D1: Andrew GORDON-COLEBROC		Total Stint: 5 Laps - 12:31.262 (42.16%)			Best Lap: 1:59.328 On Lap 6 @ 89.56 mph		
D2: Angus FENDER		Total Stint: 5 Laps - 14:28.488 (48.74%)			Best Lap: 1:58.827 On Lap 10 @ 89.94 mph		
STOP	IN TIME	DRIVER IN	STINT TIME	STOP TIME	TOTAL STOP TIME	OUT TIME	DRIVER OUT
1 -	11:44:29.482	Angus FENDER	2:14.670	2:04.175	2:04.175	11:46:33.657	Angus FENDER
2 -	11:48:39.892	Angus FENDER	2:06.235	2:04.210	4:08.385	11:50:44.102	Andrew GORDON-COLEBROOKE
3 -	11:52:57.409	Andrew GORDON-COLE	2:13.307	2:39.160	6:47.545	11:55:36.569	Andrew GORDON-COLEBROOKE
4 -	12:03:49.248	Andrew GORDON-COLE	8:12.679	2:05.276	8:52.821	12:05:54.524	Angus FENDER
5 -	12:13:57.897	Angus FENDER					

P23 77 GT4PA		Fox Motorsport			Mercedes-AMG GT4		
D1: Mark MURFITT		Total Stint: 15 Laps - 35:32.225 (60.52%)			Best Lap: 1:59.616 On Lap 13 @ 89.35 mph		
D2: Michael BROADHURST		Total Stint: 10 Laps - 20:13.465 (34.44%)			Best Lap: 1:58.897 On Lap 24 @ 89.89 mph		
STOP	IN TIME	DRIVER IN	STINT TIME	STOP TIME	TOTAL STOP TIME	OUT TIME	DRIVER OUT
1 -	11:52:59.943	Mark MURFITT	12:12.437	2:33.574	2:33.574	11:55:33.517	Mark MURFITT
2 -	12:15:53.297	Mark MURFITT	20:19.780	3:00.008	5:33.582	12:18:53.305	Michael BROADHURST
3 -	12:24:58.920	Michael BROADHURST	6:05.615	2:24.178	7:57.760	12:27:23.098	Michael BROADHURST
4 -	12:41:30.948	Michael BROADHURST					

P24 95 GT4S		TF Sport			Aston Martin V8 Vantage GT4		
D1: Josh PRICE		Total Stint: 10 Laps - 26:50.865 (48.39%)			Best Lap: 1:58.909 On Lap 14 @ 89.88 mph		
D2: Patrick KIBBLE		Total Stint: 9 Laps - 30:47.475 (55.5%)			Best Lap: 2:00.211 On Lap 18 @ 88.91 mph		
STOP	IN TIME	DRIVER IN	STINT TIME	STOP TIME	TOTAL STOP TIME	OUT TIME	DRIVER OUT
1 -	11:52:54.218	Josh PRICE	12:09.281	2:07.558	2:07.558	11:55:01.776	Patrick KIBBLE
2 -	12:05:10.778	Patrick KIBBLE	10:09.002	10:24.128	12:31.686	12:15:34.906	Josh PRICE
3 -	12:23:54.578	Josh PRICE	8:19.672	2:04.979	14:36.665	12:25:59.557	Patrick KIBBLE
4 -	12:34:09.315	Patrick KIBBLE	8:09.758	2:04.587	16:41.252	12:36:13.902	Josh PRICE
5 -	12:38:23.277	Josh PRICE					

P25 19 GT4PA		Multimatic Motorsports Europe			Ford Mustang GT4		
D1: Alistair MACKINNON		Total Stint: 7 Laps - 14:17.659 (24.83%)			Best Lap: 2:00.553 On Lap 20 @ 88.65 mph		
D2: Ben DEVLIN		Total Stint: 16 Laps - 39:02.343 (67.81%)			Best Lap: 1:59.142 On Lap 7 @ 89.70 mph		
STOP	IN TIME	DRIVER IN	STINT TIME	STOP TIME	TOTAL STOP TIME	OUT TIME	DRIVER OUT
1 -	11:56:46.923	Ben DEVLIN	16:18.624	3:50.355	3:50.355	12:00:37.278	Ben DEVLIN
2 -	12:10:47.208	Ben DEVLIN	10:09.930	2:27.319	6:17.674	12:13:14.527	Ben DEVLIN

Weather / Track : Cloudy / Dry

Snetterton 300  
Circuit Length = 2.9689 miles  
Start: 11:40 Flag 12:40 End: 12:44

# British GT Championship

## FREE PRACTICE 2 - PIT STOP ANALYSIS

3 - 12:21:25.510 Ben DEVLIN 8:10.983 4:22.806 10:40.480 12:25:48.316 Alistair MACKINNON  
 4 - 12:40:05.975 Alistair MACKINNON

<b>P26 23 GT4S</b>		<b>RACE Performance</b>		<b>Ford Mustang GT4</b>			
D1: Sam SMELT		Total Stint: 16 Laps - 32:41.726 (54.77%)		Best Lap: 1:59.859 On Lap 12 @ 89.17 mph			
D2: Arón TAYLOR-SMITH		Total Stint: 9 Laps - 23:41.676 (39.7%)		Best Lap: 1:59.187 On Lap 17 @ 89.67 mph			
STOP	IN TIME	DRIVER IN	STINT TIME	STOP TIME	TOTAL STOP TIME	OUT TIME	DRIVER OUT
1 -	11:48:33.475	Árón TAYLOR-SMITH	8:06.637	1:49.299	1:49.299	11:50:22.774	Sam SMELT
2 -	11:58:36.323	Sam SMELT	8:13.549	3:18.038	5:07.337	12:01:54.361	Sam SMELT
3 -	12:12:02.962	Sam SMELT	10:08.601	2:06.346	7:13.683	12:14:09.308	Árón TAYLOR-SMITH
4 -	12:26:11.588	Árón TAYLOR-SMITH	12:02.280	1:43.460	8:57.143	12:27:55.048	Sam SMELT
-	Finish	Sam SMELT	12:13.230				

<b>P27 11 GT4PA</b>		<b>Beechdean AMR</b>		<b>Aston Martin V8 Vantage GT4</b>			
D1: Kelvin FLETCHER		Total Stint: 13 Laps - 28:34.716 (51.28%)		Best Lap: 1:59.699 On Lap 10 @ 89.29 mph			
D2: Martin PLOWMAN		Total Stint: 10 Laps - 26:17.261 (47.17%)		Best Lap: 1:59.348 On Lap 15 @ 89.55 mph			
STOP	IN TIME	DRIVER IN	STINT TIME	STOP TIME	TOTAL STOP TIME	OUT TIME	DRIVER OUT
1 -	11:44:24.537	Martin PLOWMAN	2:08.442	34.194	34.194	11:44:58.731	Martin PLOWMAN
2 -	11:53:05.547	Martin PLOWMAN	8:06.816	1:50.238	2:24.432	11:54:55.785	Kelvin FLETCHER
3 -	12:01:09.097	Kelvin FLETCHER	6:13.312	2:17.165	4:41.597	12:03:26.262	Kelvin FLETCHER
4 -	12:11:37.655	Kelvin FLETCHER	8:11.393	1:59.218	6:40.815	12:13:36.873	Martin PLOWMAN
5 -	12:25:58.095	Martin PLOWMAN	12:21.222	1:50.543	8:31.358	12:27:48.638	Kelvin FLETCHER
6 -	12:39:59.431	Kelvin FLETCHER					

<b>P28 75 GT4S</b>		<b>Optimum Motorsport</b>		<b>Aston Martin V8 Vantage GT4</b>			
D1: Mike ROBINSON		Total Stint: 13 Laps - 30:58.260 (52.4%)		Best Lap: 1:59.496 On Lap 15 @ 89.44 mph			
D2: Patrik MATTHIESEN		Total Stint: 12 Laps - 28:07.807 (47.6%)		Best Lap: 2:00.327 On Lap 18 @ 88.82 mph			
STOP	IN TIME	DRIVER IN	STINT TIME	STOP TIME	TOTAL STOP TIME	OUT TIME	DRIVER OUT
1 -	11:52:45.579	Mike ROBINSON	10:08.805	2:12.153	2:12.153	11:54:57.732	Patrik MATTHIESEN
2 -	12:05:08.962	Patrik MATTHIESEN	10:11.230	1:59.351	4:11.504	12:07:08.313	Mike ROBINSON
3 -	12:19:25.013	Mike ROBINSON	12:16.700	2:15.622	6:27.126	12:21:40.635	Patrik MATTHIESEN
4 -	12:35:48.948	Patrik MATTHIESEN	14:08.313	1:48.913	8:16.039	12:37:37.861	Mike ROBINSON
-	Finish	Mike ROBINSON	4:04.980				

<b>P29 4 GT4S</b>		<b>Tolman Motorsport</b>		<b>McLaren 570S GT4</b>			
D1: Josh SMITH		Total Stint: 15 Laps - 32:05.841 (57.55%)		Best Lap: 2:00.258 On Lap 15 @ 88.87 mph			
D2: James DORLIN		Total Stint: 8 Laps - 21:26.518 (38.45%)		Best Lap: 1:59.613 On Lap 4 @ 89.35 mph			
STOP	IN TIME	DRIVER IN	STINT TIME	STOP TIME	TOTAL STOP TIME	OUT TIME	DRIVER OUT
1 -	11:55:08.657	James DORLIN	14:16.561	1:32.754	1:32.754	11:56:41.411	Josh SMITH
2 -	12:14:55.409	Josh SMITH	18:13.998	1:24.821	2:57.575	12:16:20.230	Josh SMITH
3 -	12:18:24.235	Josh SMITH	2:04.005	1:24.870	4:22.445	12:19:49.105	Josh SMITH
4 -	12:21:59.573	Josh SMITH	2:10.468	1:25.645	5:48.090	12:23:25.218	James DORLIN
5 -	12:25:34.653	James DORLIN	2:09.435	1:25.039	7:13.129	12:26:59.692	James DORLIN
6 -	12:29:02.732	James DORLIN	2:03.040	1:24.728	8:37.857	12:30:27.460	Josh SMITH
7 -	12:38:39.185	Josh SMITH					

<b>P30 62 GT4S</b>		<b>Academy Motorsport</b>		<b>Aston Martin V8 Vantage GT4</b>			
D1: Alex TOTH-JONES		Total Stint: 12 Laps - 26:24.973 (49.56%)		Best Lap: 1:59.700 On Lap 21 @ 89.29 mph			
D2: Will MOORE		Total Stint: 10 Laps - 22:33.895 (42.33%)		Best Lap: 2:00.210 On Lap 16 @ 88.91 mph			
STOP	IN TIME	DRIVER IN	STINT TIME	STOP TIME	TOTAL STOP TIME	OUT TIME	DRIVER OUT
1 -	12:01:17.033	Alex TOTH-JONES	14:15.270	2:02.884	2:02.884	12:03:19.917	Will MOORE
2 -	12:09:31.108	Will MOORE	6:11.191	2:02.215	4:05.099	12:11:33.323	Will MOORE
3 -	12:17:42.670	Will MOORE	6:09.347	2:17.187	6:22.286	12:19:59.857	Will MOORE
4 -	12:28:08.348	Will MOORE	8:08.491	2:04.866	8:27.152	12:30:13.214	Alex TOTH-JONES
-	Finish	Alex TOTH-JONES	10:06.819				

<b>P31 5 GT4S</b>		<b>Tolman Motorsport</b>		<b>McLaren 570S GT4</b>			
D1: Lewis PROCTOR		Total Stint: 10 Laps - 26:36.997 (53.71%)		Best Lap: 1:59.899 On Lap 8 @ 89.14 mph			
D2: Jordan COLLARD		Total Stint: 11 Laps - 24:59.926 (50.45%)		Best Lap: 1:59.768 On Lap 17 @ 89.23 mph			
STOP	IN TIME	DRIVER IN	STINT TIME	STOP TIME	TOTAL STOP TIME	OUT TIME	DRIVER OUT
1 -	11:58:45.920	Lewis PROCTOR	18:15.007	1:28.804	1:28.804	12:00:14.724	Jordan COLLARD
2 -	12:18:22.833	Jordan COLLARD	18:08.109	1:19.119	2:47.923	12:19:41.952	Lewis PROCTOR

Weather / Track : Cloudy / Dry

Snetterton 300  
 Circuit Length = 2.9689 miles  
 Start: 11:40 Flag 12:40 End: 12:44

# British GT Championship

## FREE PRACTICE 2 - PIT STOP ANALYSIS

3 -	12:21:48.368	Lewis PROCTOR	2:06.416	1:20.139	4:08.062	12:23:08.507	Jordan COLLARD
4 -	12:25:15.686	Jordan COLLARD	2:07.179	1:21.939	5:30.001	12:26:37.625	Lewis PROCTOR
5 -	12:28:43.359	Lewis PROCTOR	2:05.734	1:20.897	6:50.898	12:30:04.256	Jordan COLLARD
6 -	12:32:07.836	Jordan COLLARD					

<b>P32 57 GT4S</b>		<b>HHC Motorsport</b>		<b>McLaren 570S GT4</b>			
D1: Callum POINTON		Total Stint: 8 Laps - 22:19.660 (50.71%)		Best Lap: 2:00.906 On Lap 2 @ 88.39 mph			
D2: Dean MACDONALD		Total Stint: 9 Laps - 20:30.810 (46.59%)		Best Lap: 1:59.853 On Lap 10 @ 89.17 mph			
STOP	IN TIME	DRIVER IN	STINT TIME	STOP TIME	TOTAL STOP TIME	OUT TIME	DRIVER OUT
1 -	11:49:47.415	Callum POINTON	8:11.686	2:02.916	2:02.916	11:51:50.331	Callum POINTON
2 -	11:57:58.119	Callum POINTON	6:07.788	2:09.138	4:12.054	12:00:07.257	Dean MACDONALD
3 -	12:08:20.011	Dean MACDONALD	8:12.754	1:09.876	5:21.930	12:09:29.887	Dean MACDONALD
4 -	12:15:42.620	Dean MACDONALD	6:12.733	1:49.638	7:11.568	12:17:32.258	Callum POINTON
5 -	12:21:39.383	Callum POINTON	4:07.125	1:43.923	8:55.491	12:23:23.306	Dean MACDONALD
6 -	12:27:38.991	Dean MACDONALD					

<b>P33 29 GT4PA</b>		<b>Steller Performance</b>		<b>Audi R8 LMS GT4</b>			
D1: Richard WILLIAMS		Total Stint: 0 Laps		Best Lap: 2:00.197 On Lap 8 @ 88.92 mph			
D2: Sennan FIELDING		Total Stint: 16 Laps - 33:17.656 (56.71%)					
STOP	IN TIME	DRIVER IN	STINT TIME	STOP TIME	TOTAL STOP TIME	OUT TIME	DRIVER OUT
1 -	11:43:53.057	Sennan FIELDING	2:22.341	18:30.702	18:30.702	12:02:23.759	Sennan FIELDING
2 -	12:08:44.369	Sennan FIELDING	6:20.610	1:09.814	19:40.516	12:09:54.183	Sennan FIELDING
3 -	12:20:04.116	Sennan FIELDING	10:09.933	2:20.575	22:01.091	12:22:24.691	Sennan FIELDING
4 -	12:28:38.330	Sennan FIELDING	6:13.639	3:23.810	25:24.901	12:32:02.140	Sennan FIELDING
-	Finish	Sennan FIELDING	8:11.133				

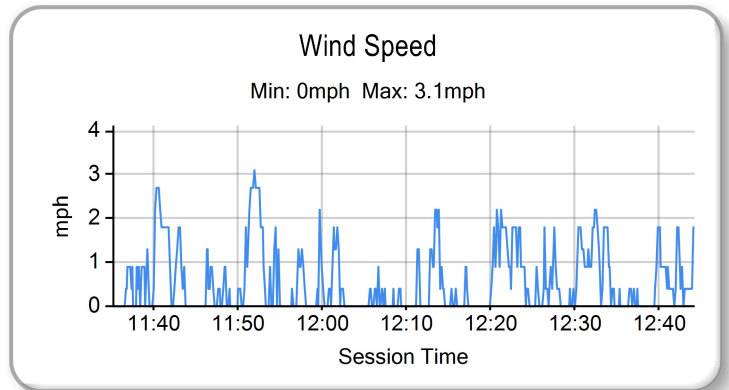
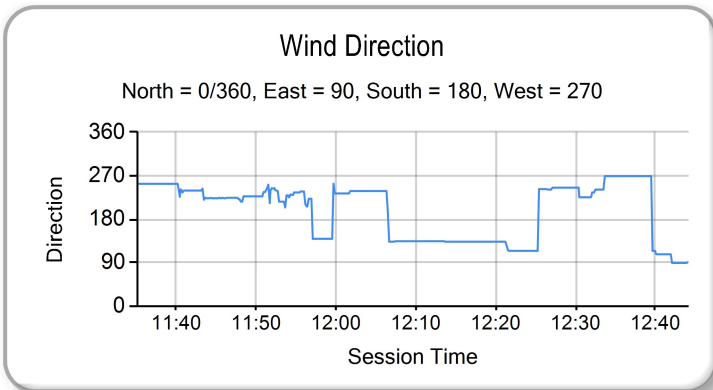
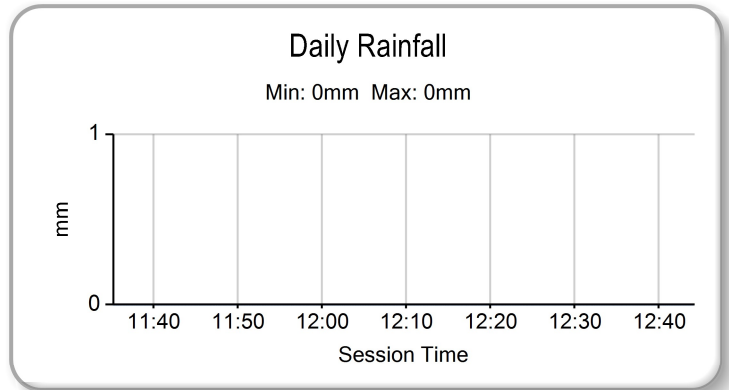
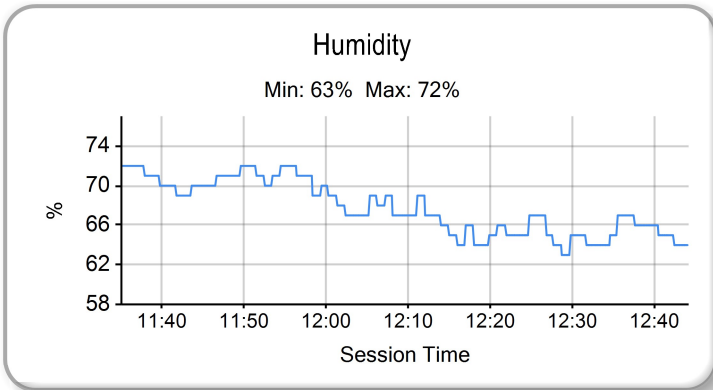
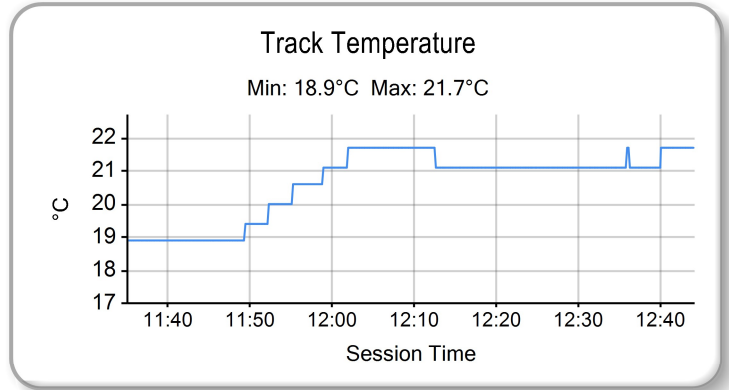
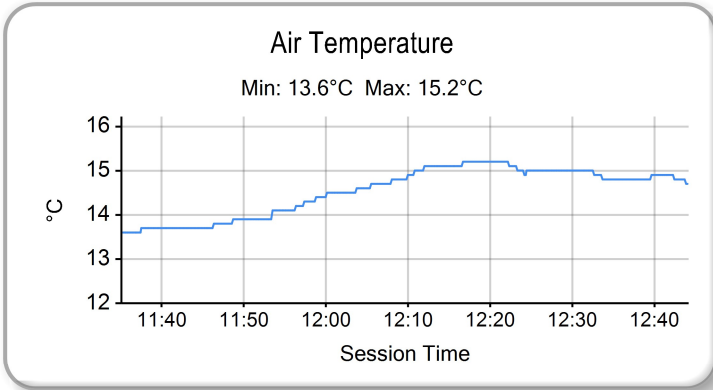
<b>P34 61 GT4S</b>		<b>Academy Motorsport</b>		<b>Aston Martin V8 Vantage GT4</b>			
D1: Ben HURST		Total Stint: 11 Laps - 34:19.393 (65.4%)		Best Lap: 2:02.036 On Lap 17 @ 87.58 mph			
D2: Micah STANLEY		Total Stint: 6 Laps - 18:09.374 (34.6%)		Best Lap: 2:00.463 On Lap 4 @ 88.72 mph			
STOP	IN TIME	DRIVER IN	STINT TIME	STOP TIME	TOTAL STOP TIME	OUT TIME	DRIVER OUT
1 -	12:01:48.735	Micah STANLEY	12:17.518	2:03.999	2:03.999	12:03:52.734	Ben HURST
2 -	12:18:36.303	Ben HURST	14:43.569	13:23.818	15:27.817	12:32:00.121	Micah STANLEY
3 -	12:34:04.470	Micah STANLEY	2:04.349	1:43.508	17:11.325	12:35:47.978	Ben HURST
-	Finish	Ben HURST	6:12.006				

<b>P35 32 GT4PA</b>		<b>Track Focused</b>		<b>KTM X-Bow GT4</b>			
D1: Mike MCCOLLUM		Total Stint: 9 Laps - 20:36.292 (78.54%)		Best Lap: 2:00.493 On Lap 4 @ 88.70 mph			
D2: Sean COOPER		Total Stint: 0 Laps					
STOP	IN TIME	DRIVER IN	STINT TIME	STOP TIME	TOTAL STOP TIME	OUT TIME	DRIVER OUT
1 -	11:53:03.731	Mike MCCOLLUM	12:13.237	1:22.588	1:22.588	11:54:26.319	Mike MCCOLLUM
2 -	12:00:36.133	Mike MCCOLLUM	6:09.814	6:28.543	7:51.131	12:07:04.676	Mike MCCOLLUM
3 -	12:09:17.917	Mike MCCOLLUM					

<b>P36 58 GT4S</b>		<b>HHC Motorsport</b>		<b>McLaren 570S GT4</b>			
D1: Luke WILLIAMS		Total Stint: 5 Laps - 10:17.268 (21.29%)		Best Lap: 2:01.391 On Lap 18 @ 88.04 mph			
D2: Tom JACKSON		Total Stint: 14 Laps - 32:50.327 (67.95%)		Best Lap: 2:00.632 On Lap 4 @ 88.60 mph			
STOP	IN TIME	DRIVER IN	STINT TIME	STOP TIME	TOTAL STOP TIME	OUT TIME	DRIVER OUT
1 -	11:52:10.757	Tom JACKSON	10:18.484	3:57.960	3:57.960	11:56:08.717	Tom JACKSON
2 -	12:12:25.960	Tom JACKSON	16:17.243	3:14.728	7:12.688	12:15:40.688	Tom JACKSON
3 -	12:19:47.567	Tom JACKSON	4:06.879	2:07.721	9:20.409	12:21:55.288	Luke WILLIAMS
4 -	12:32:12.556	Luke WILLIAMS					

# British GT Championship

## FREE PRACTICE 2 - WEATHER CONDITIONS



Weather / Track : Cloudy / Dry

Results can be found at [www.tsl-timing.com](http://www.tsl-timing.com)

Snetterton 300  
 Circuit Length = 2.9689 miles  
 Start: 11:40 Flag 12:40 End: 12:44

Printed - 12:56 Saturday, 18 May 2019



# British GT Championship

## FREE PRACTICE 2 - STATISTICS

**Competitors Started** 36  
**Planned Start** 2019-05-18 @ 11:40:00.000  
**Actual Start** 2019-05-18 @ 11:40:03.978  
**Finish Time** 2019-05-18 @ 12:40:04.796  
**Track Length** 2.9689mi.  
**Total Laps** 799  
**Total Distance Covered** 2372.1603mi.

### Session Fastest Lap History

NO	CL	NAME	LAP TIME	TIME OF DAY	LAP	VEHICLE
72	GT3PA	<b>Barwell Motorsport</b> <i>P. KEEN</i>	<b>1:49.817</b>	11:43:56.999	2	Lamborghini Huracan GT3
99	GT3PA	<b>Beechdean AMR</b> <i>M. SØRENSEN</i>	<b>1:49.660</b>	11:43:58.522	2	Aston Martin V8 Vantage GT3
72	GT3PA	<b>Barwell Motorsport</b> <i>P. KEEN</i>	<b>1:49.094</b>	11:45:46.093	3	Lamborghini Huracan GT3
8	GT3PA	<b>Team ABBA Racing</b> <i>A. CHRISTODOULOU</i>	<b>1:48.558</b>	11:45:52.799	3	Mercedes-AMG GT3

### Flag History

TYPE	TIME OF DAY
GREEN	11:40:03.978
FINISH	12:40:04.796

### Flag Statistics

TYPE	COUNT	TOTAL LAPS	TOTAL TIME
Green	1	28	1:04:05.735
Red	0	0	0.000
Safety Car	0	0	0.000
FCY	0	0	0.000

Weather / Track : Cloudy / Dry

These results are provisional until the conclusion of any judicial and technical matters.

Snetterton 300

Circuit Length = 2.9689 miles

Start: 11:40 Flag 12:40 End: 12:44

Race Director : Peter Daly

Stewards :

Timekeeper :

# British GT Championship

## FREE PRACTICE 2 - STATISTICS

CLASS : GT3PA

10 Starters

### Fastest Lap History

NO	NAME	LAP TIME	TIME OF DAY	LAP	VEHICLE
72	<b>Barwell Motorsport</b> <i>P. KEEN</i>	<b>1:49.817</b>	11:43:56.999	2	Lamborghini Huracan GT3 EVO
99	<b>Beechdean AMR</b> <i>M. SØRENSEN</i>	<b>1:49.660</b>	11:43:58.522	2	Aston Martin V8 Vantage GT3
72	<b>Barwell Motorsport</b> <i>P. KEEN</i>	<b>1:49.094</b>	11:45:46.093	3	Lamborghini Huracan GT3 EVO
8	<b>Team ABBA Racing</b> <i>A. CHRISTODOULOU</i>	<b>1:48.558</b>	11:45:52.799	3	Mercedes-AMG GT3

Weather / Track : Cloudy / Dry

These results are provisional until the conclusion of any judicial and technical matters.

Snetterton 300

Circuit Length = 2.9689 miles

Start: 11:40 Flag 12:40 End: 12:44

Race Director : Peter Daly

Stewards :

Timekeeper :

# British GT Championship

## FREE PRACTICE 2 - STATISTICS

CLASS : GT3S

3 Starters

### Fastest Lap History

NO	NAME	LAP TIME	TIME OF DAY	LAP	VEHICLE
9	<b>Century Motorsport</b> <i>J. MITCHELL</i>	<b>1:50.571</b>	11:45:08.258	2	BMW M6 GT3
7	<b>Team Parker Racing</b> <i>R. RATCLIFFE</i>	<b>1:50.407</b>	12:31:22.960	19	Bentley Continental GT3
7	<b>Team Parker Racing</b> <i>R. RATCLIFFE</i>	<b>1:49.654</b>	12:33:12.614	20	Bentley Continental GT3

Weather / Track : Cloudy / Dry

These results are provisional until the conclusion of any judicial and technical matters.

Snetterton 300

Circuit Length = 2.9689 miles

Start: 11:40 Flag 12:40 End: 12:44

Race Director : Peter Daly

Stewards :

Timekeeper :

# British GT Championship

## FREE PRACTICE 2 - STATISTICS

CLASS : GT4S

14 Starters

### Fastest Lap History

NO	NAME	LAP TIME	TIME OF DAY	LAP	VEHICLE
23	<b>RACE Performance</b> <i>A. TAYLOR-SMITH</i>	<b>2:00.586</b>	11:44:33.919	2	Ford Mustang GT4
15	<b>Multimatic Motorsports Europe</b> <i>S. MAXWELL</i>	<b>1:59.179</b>	11:44:34.195	2	Ford Mustang GT4
35	<b>Optimum Motorsport</b> <i>C. O'BRIEN</i>	<b>1:58.776</b>	11:46:52.613	2	Aston Martin V8 Vantage GT4
42	<b>Century Motorsport</b> <i>J. MATHIASSEN</i>	<b>1:58.565</b>	12:21:08.220	16	BMW M4 GT4

Weather / Track : Cloudy / Dry

These results are provisional until the conclusion of any judicial and technical matters.

Snetterton 300

Circuit Length = 2.9689 miles

Start: 11:40 Flag 12:40 End: 12:44

Race Director : Peter Daly

Stewards :

Timekeeper :

# British GT Championship

## FREE PRACTICE 2 - STATISTICS

CLASS : GT4PA

9 Starters

### Fastest Lap History

NO	NAME	LAP TIME	TIME OF DAY	LAP	VEHICLE
19	<b>Multimatic Motorsports Europe</b> <i>A. MACKINNON</i>	<b>2:01.427</b>	11:44:40.003	2	Ford Mustang GT4
20	<b>Balfe Motorsport</b> <i>M. O'BRIEN</i>	<b>1:59.682</b>	11:45:15.063	2	McLaren 570S GT4
44	<b>Invictus Games Racing</b> <i>M. GEORGE</i>	<b>1:59.066</b>	11:47:09.983	3	Jaguar F-TYPE SVR GT4
20	<b>Balfe Motorsport</b> <i>M. O'BRIEN</i>	<b>1:58.862</b>	11:47:13.926	3	McLaren 570S GT4
88	<b>GT Marques</b> <i>ZAMPARELLI</i>	<b>1:58.687</b>	11:49:20.503	4	Porsche 718 Cayman GT4 Clubsport
88	<b>GT Marques</b> <i>ZAMPARELLI</i>	<b>1:58.562</b>	11:51:19.046	5	Porsche 718 Cayman GT4 Clubsport
66	<b>Team Parker Racing</b> <i>MALVERN</i>	<b>1:58.445</b>	11:58:59.210	8	Mercedes-AMG GT4
44	<b>Invictus Games Racing</b> <i>M. GEORGE</i>	<b>1:58.229</b>	12:03:38.371	8	Jaguar F-TYPE SVR GT4

Weather / Track : Cloudy / Dry

These results are provisional until the conclusion of any judicial and technical matters.

Snetterton 300

Circuit Length = 2.9689 miles

Start: 11:40 Flag 12:40 End: 12:44

Race Director : Peter Daly

Stewards :

Timekeeper :

## British GT Championship

### GT3 AM QUALIFYING - RACE 7 - CLASSIFICATION

POS	NO	CL	PIC	TEAM / DRIVERS	CAR	TIME	ON	LAPS	GAP	DIFF	MPH
1	9	GT3S	1	Century Motorsport Tom GAMBLE (GBR) / Jack MITCHELL (GBR)	BMW M6 GT3	<b>1:49.129</b>	2	3			97.93
2	69	GT3PA	1	Barwell Motorsport Sam DE HAAN (GBR) / Jonny COCKER (GBR)	Lamborghini Huracan GT3 EVO	<b>1:49.205</b>	2	4	<b>0.076</b>	0.076	97.87
3	47	GT3PA	2	TF Sport Graham DAVIDSON (GBR) / Jonny ADAM (GBR)	Aston Martin V8 Vantage GT3	<b>1:49.432</b>	2	3	<b>0.303</b>	0.227	97.66
4	72	GT3PA	3	Barwell Motorsport Adam BALON (GBR) / Phil KEEN (GBR)	Lamborghini Huracan GT3 EVO	<b>1:49.463</b>	3	4	<b>0.334</b>	0.031	97.64
5	7	GT3S	2	Team Parker Racing Glynn GEDDIE (GBR) / Ryan RATCLIFFE (GBR)	Bentley Continental GT3	<b>1:49.483</b>	2	5	<b>0.354</b>	0.020	97.62
6	96	GT3S	3	Optimum Motorsport Oliver WILKINSON (GBR) / Bradley ELLIS (GBR)	Aston Martin V8 Vantage GT3	<b>1:49.995</b>	2	4	<b>0.866</b>	0.512	97.16
7	22	GT3PA	4	Balfe Motorsport Shaun BALFE (GBR) / Rob BELL (GBR)	McLaren 720S GT3	<b>1:50.012</b>	2	5	<b>0.883</b>	0.017	97.15
8	3 *	GT3PA	5	Century Motorsport Dominic PAUL (GBR) / Ben GREEN (GBR)	BMW M6 GT3	<b>1:50.049</b>	2	4	<b>0.920</b>	0.037	97.12
9	18	GT3PA	6	WPI Motorsport Michael IGOE (GBR) / Adam WILCOX (GBR)	Lamborghini Huracan GT3 EVO	<b>1:50.143</b>	2	4	<b>1.014</b>	0.094	97.03
10	31	GT3PA	7	JRM Racing Rick PARFITT JNR (GBR) / Seb MORRIS (GBR)	Bentley Continental GT3	<b>1:50.181</b>	4	5	<b>1.052</b>	0.038	97.00
11	99	GT3PA	8	Beechdean AMR Andrew HOWARD (GBR) / Marco SØRENSEN (DNK)	Aston Martin V8 Vantage GT3	<b>1:50.304</b>	2	4	<b>1.175</b>	0.123	96.89
12	2	GT3PA	9	TF Sport Mark FARMER (GBR) / Nicki THIMM (DNK)	Aston Martin V8 Vantage GT3	<b>1:50.306</b>	2	4	<b>1.177</b>	0.002	96.89
13	8	GT3PA	10	Team ABBA Racing Richard NEARY (GBR) / Adam CHRISTODOULOU (GBR)	Mercedes-AMG GT3	<b>1:50.955</b>	2	5	<b>1.826</b>	0.649	96.32

No. 3 - 1 Lap time disallowed; exceeding track limits.

Weather / Track : Cloudy / Dry

These results are provisional until the conclusion of any judicial and technical matters.

Snetterton 300

Circuit Length = 2.9689 miles

Start: 15:50 Flag 16:00 End: 16:02

Race Director : Peter Daly

Stewards :

Timekeeper :

Results can be found at [www.tsl-timing.com](http://www.tsl-timing.com)

Printed - 16:02 Saturday, 18 May 2019



## British GT Championship

### GT3 AM QUALIFYING - RACE 7 - CLASSIFICATION BY CLASS

#### CLASS : GT3 - GT3PA

POS	NO	TEAM / DRIVERS	CAR	TIME	ON	LAPS	GAP	DIFF	MPH
1	69	Barwell Motorsport () Sam DE HAAN (GBR) / Jonny COCKER (GBR)	Lamborghini Huracan GT3 EVO	1:49.205	2	4			97.87
2	47	TF Sport () Graham DAVIDSON (GBR) / Jonny ADAM (GBR)	Aston Martin V8 Vantage GT3	1:49.432	2	3	0.227	0.227	97.66
3	72	Barwell Motorsport () Adam BALON (GBR) / Phil KEEN (GBR)	Lamborghini Huracan GT3 EVO	1:49.463	3	4	0.258	0.031	97.64
4	22	Balfe Motorsport () Shaun BALFE (GBR) / Rob BELL (GBR)	McLaren 720S GT3	1:50.012	2	5	0.807	0.549	97.15
5	3	Century Motorsport () Dominic PAUL (GBR) / Ben GREEN (GBR)	BMW M6 GT3	1:50.049	2	4	0.844	0.037	97.12
6	18	WPI Motorsport () Michael IGOE (GBR) / Adam WILCOX (GBR)	Lamborghini Huracan GT3 EVO	1:50.143	2	4	0.938	0.094	97.03
7	31	JRM Racing () Rick PARFITT JNR (GBR) / Seb MORRIS (GBR)	Bentley Continental GT3	1:50.181	4	5	0.976	0.038	97.00
8	99	Beechdean AMR () Andrew HOWARD (GBR) / Marco SØRENSEN (DNK)	Aston Martin V8 Vantage GT3	1:50.304	2	4	1.099	0.123	96.89
9	2	TF Sport () Mark FARMER (GBR) / Nickl THIIM (DNK)	Aston Martin V8 Vantage GT3	1:50.306	2	4	1.101	0.002	96.89
10	8	Team ABBA Racing () Richard NEARY (GBR) / Adam CHRISTODOULOU (GBR)	Mercedes-AMG GT3	1:50.955	2	5	1.750	0.649	96.32

#### CLASS : GT3 - GT3S

POS	NO	TEAM / DRIVERS	CAR	TIME	ON	LAPS	GAP	DIFF	MPH
1	9	Century Motorsport () Tom GAMBLE (GBR) / Jack MITCHELL (GBR)	BMW M6 GT3	1:49.129	2	3			97.93
2	7	Team Parker Racing () Glynn GEDDIE (GBR) / Ryan RATCLIFFE (GBR)	Bentley Continental GT3	1:49.483	2	5	0.354	0.354	97.62
3	96	Optimum Motorsport () Oliver WILKINSON (GBR) / Bradley ELLIS (GBR)	Aston Martin V8 Vantage GT3	1:49.995	2	4	0.866	0.512	97.16

No. 3 - 1 Lap time disallowed; exceeding track limits.

Weather / Track : Cloudy / Dry

These results are provisional until the conclusion of any judicial and technical matters.

Snetterton 300

Circuit Length = 2.9689 miles

Start: 15:50 Flag 16:00 End: 16:02

Race Director : Peter Daly

Stewards :

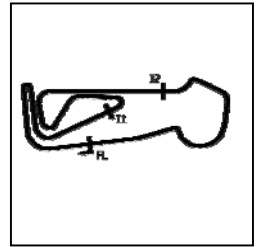
Timekeeper :

Results can be found at [www.tsl-timing.com](http://www.tsl-timing.com)

Printed - 16:43 Saturday, 18 May 2019

# British GT Championship

## GT3 AM QUALIFYING - RACE 7 - SECTOR ANALYSIS



SECTOR 1 = FL to I1, SECTOR 2 = I1 to I2, SECTOR 3 = I2 to FL, DIFF = Difference To Personal Best Lap, P = Crossed Finish Line in Pit Lane, D = Time Disallowed

<b>P1</b>	<b>9 GT3S</b>	<b>Century Motorsport</b>					<b>BMW M6 GT3</b>
IDEAL LAP TIME : 1:49.129		BEST LAP TIME : 1:49.129		DIFFERENCE : 0.000			
D1: Tom GAMBLE		D2: Jack MITCHELL					

LAP	SECTOR 1	SECTOR 2	SECTOR 3	LAP TIME	MPH	DIFF	TIME OF DAY			
1 - D1	OUTLAP	97.2	41.849	<b>152.1</b>	37.942	<b>139.5</b>	2:10.138	82.12	21.009	15:53:58.424
2 - D1	<b>33.922</b>	<b>134.2</b>	<b>39.004</b>	<b>152.1</b>	<b>36.203</b>	<b>139.5</b>	<b>1:49.129 (1)</b>	<b>97.93</b>		<b>15:55:47.553</b>
3 - D1	40.122	79.5	46.242	129.0	37.592	138.9	2:03.956 (2)	86.22	14.827	15:57:51.509

<b>P2</b>	<b>69 GT3PA</b>	<b>Barwell Motorsport</b>					<b>Lamborghini Huracan GT3 EVO</b>
IDEAL LAP TIME : 1:49.205		BEST LAP TIME : 1:49.205		DIFFERENCE : 0.000			
D1: Sam DE HAAN		D2: Jonny COCKER					

LAP	SECTOR 1	SECTOR 2	SECTOR 3	LAP TIME	MPH	DIFF	TIME OF DAY			
1 - D1	OUTLAP	111.4	46.742	102.7	51.785	135.0	2:18.735	77.03	29.530	15:52:29.487
2 - D1	<b>34.000</b>	129.5	<b>39.166</b>	147.8	<b>36.039</b>	135.8	<b>1:49.205 (1)</b>	<b>97.87</b>		<b>15:54:18.692</b>
3 - D1	34.185	129.8	39.353	148.1	36.440	136.3	1:49.978 (2)	97.18	0.773	15:56:08.670
4 - D1	34.279	130.3	39.326	148.4	36.906	<b>136.9</b>	1:50.511 (3)	96.71	1.306	15:57:59.181

<b>P3</b>	<b>47 GT3PA</b>	<b>TF Sport</b>					<b>Aston Martin V8 Vantage GT3</b>
IDEAL LAP TIME : 1:49.279		BEST LAP TIME : 1:49.432		DIFFERENCE : 0.153			
D1: Graham DAVIDSON		D2: Jonny ADAM					

LAP	SECTOR 1	SECTOR 2	SECTOR 3	LAP TIME	MPH	DIFF	TIME OF DAY			
1 - D1	OUTLAP	130.0	39.413	147.8	36.519	<b>138.6</b>	3:02.558	58.54	1:13.126	15:54:04.199
2 - D1	34.248	131.8	<b>39.042</b>	151.4	<b>36.142</b>	138.3	<b>1:49.432 (1)</b>	<b>97.66</b>		<b>15:55:53.631</b>
3 - D1	<b>34.095</b>	<b>132.3</b>	39.359	<b>151.8</b>	36.322	138.0	1:49.776 (2)	97.36	0.344	15:57:43.407

<b>P4</b>	<b>72 GT3PA</b>	<b>Barwell Motorsport</b>					<b>Lamborghini Huracan GT3 EVO</b>
IDEAL LAP TIME : 1:49.440		BEST LAP TIME : 1:49.463		DIFFERENCE : 0.023			
D1: Adam BALON		D2: Phil KEEN					

LAP	SECTOR 1	SECTOR 2	SECTOR 3	LAP TIME	MPH	DIFF	TIME OF DAY			
1 - D1	OUTLAP	93.2	45.558	133.6	41.821	134.4	2:08.107	83.43	18.644	15:52:17.257
2 - D1	34.371	129.8	<b>39.179</b>	147.1	36.653	135.5	1:50.203 (3)	96.98	0.740	15:54:07.460
3 - D1	<b>34.099</b>	130.5	39.202	<b>148.1</b>	<b>36.162</b>	<b>136.3</b>	<b>1:49.463 (1)</b>	<b>97.64</b>		<b>15:55:56.923</b>
4 - D1	34.224	130.3	39.186	<b>148.1</b>	36.248	<b>136.3</b>	1:49.658 (2)	97.46	0.195	15:57:46.581

<b>P5</b>	<b>7 GT3S</b>	<b>Team Parker Racing</b>					<b>Bentley Continental GT3</b>
IDEAL LAP TIME : 1:49.109		BEST LAP TIME : 1:49.483		DIFFERENCE : 0.374			
D1: Glynn GEDDIE		D2: Ryan RATCLIFFE					

LAP	SECTOR 1	SECTOR 2	SECTOR 3	LAP TIME	MPH	DIFF	TIME OF DAY			
1 - D1	OUTLAP	87.7	42.002	113.5	51.366	137.7	2:16.521	78.28	27.038	15:52:48.807
2 - D1	34.406	131.8	39.139	152.5	<b>35.938</b>	137.5	<b>1:49.483 (1)</b>	<b>97.62</b>		<b>15:54:38.290</b>
3 - D1	34.389	132.6	39.078	152.1	36.208	138.0	1:49.675 (2)	97.45	0.192	15:56:27.965
4 - D1	34.596	132.3	39.360	152.1	42.579	<b>138.3</b>	1:56.535	91.71	7.052	15:58:24.500
5 - D1	<b>34.241</b>	<b>133.1</b>	<b>38.930</b>	<b>152.8</b>	36.546	137.2	1:49.717 (3)	97.41	0.234	16:00:14.217

<b>P6</b>	<b>96 GT3S</b>	<b>Optimum Motorsport</b>					<b>Aston Martin V8 Vantage GT3</b>
IDEAL LAP TIME : 1:49.963		BEST LAP TIME : 1:49.995		DIFFERENCE : 0.032			
D1: Oliver WILKINSON		D2: Bradley ELLIS					

LAP	SECTOR 1	SECTOR 2	SECTOR 3	LAP TIME	MPH	DIFF	TIME OF DAY			
1 - D1	OUTLAP	98.5	43.504	147.4	37.417	136.3	2:12.852	80.45	22.857	15:53:57.211
2 - D1	34.332	131.0	39.286	149.1	<b>36.377</b>	<b>136.9</b>	<b>1:49.995 (1)</b>	<b>97.16</b>		<b>15:55:47.206</b>
3 - D1	<b>34.323</b>	<b>131.5</b>	39.707	148.7	36.461	<b>136.9</b>	1:50.491 (2)	96.73	0.496	15:57:37.697
4 - D1	34.362	<b>131.5</b>	<b>39.263</b>	<b>150.1</b>	39.297	136.3	1:52.922 (3)	94.65	2.927	15:59:30.619

<b>P7</b>	<b>22 GT3PA</b>	<b>Balfe Motorsport</b>					<b>McLaren 720S GT3</b>
IDEAL LAP TIME : 1:50.012		BEST LAP TIME : 1:50.012		DIFFERENCE : 0.000			
D1: Shaun BALFE		D2: Rob BELL					

LAP	SECTOR 1	SECTOR 2	SECTOR 3	LAP TIME	MPH	DIFF	TIME OF DAY			
1 - D1	OUTLAP	41.670	147.1	38.660	136.9		2:02.563	87.20	12.551	15:52:09.416

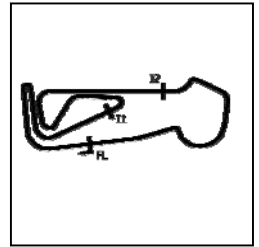
Weather / Track : Cloudy / Dry

Snetterton 300  
Circuit Length = 2.9689 miles  
Start: 15:50 Flag 16:00 End: 16:02



# British GT Championship

## GT3 AM QUALIFYING - RACE 7 - SECTOR ANALYSIS



SECTOR 1 = FL to I1, SECTOR 2 = I1 to I2, SECTOR 3 = I2 to FL, DIFF = Difference To Personal Best Lap, P = Crossed Finish Line in Pit Lane, D = Time Disallowed

2 - D1	<b>34.273</b>	<b>39.308</b>	150.4	<b>36.431</b>	137.5	<b>1:50.012 (1)</b>	<b>97.15</b>		<b>15:53:59.428</b>
3 - D1	40.176	46.811	147.8	38.521	<b>138.0</b>	2:05.508	85.15	15.496	15:56:04.936
4 - D1	34.423	39.625	150.1	39.214	136.9	1:53.262 (3)	94.36	3.250	15:57:58.198
5 - D1	34.358	<b>133.4</b>	39.373	<b>151.1</b>	36.645	1:50.376 (2)	96.83	0.364	15:59:48.574

<b>P8 3 GT3PA Century Motorsport</b>				<b>BMW M6 GT3</b>						
IDEAL LAP TIME : 1:50.049		BEST LAP TIME : 1:50.049		DIFFERENCE : 0.000						
D1: Dominic PAUL		D2: Ben GREEN								
LAP	SECTOR 1	SECTOR 2		SECTOR 3		LAP TIME	MPH	DIFF	TIME OF DAY	
1 - D1	OUTLAP	130.3	39.661	150.4	37.443	<b>139.2</b>	2:00.180	88.93	10.131	15:52:45.719
2 - D1	<b>34.289</b>	132.3	<b>39.270</b>	151.1	<b>36.490</b>	138.9	<b>1:50.049 (1)</b>	<b>97.12</b>		<b>15:54:35.768</b>
3 - D1	34.550	132.3	39.855	150.1	36.642	137.5	<del>1:54.047</del> D	96.24	0.998	15:56:26.815
4 - D1	34.492	132.1	39.348	151.1	36.656	138.9	1:50.496 (2)	96.72	0.447	15:58:17.311

<b>P9 18 GT3PA WPI Motorsport</b>				<b>Lamborghini Huracan GT3 EVO</b>						
IDEAL LAP TIME : 1:49.957		BEST LAP TIME : 1:50.143		DIFFERENCE : 0.186						
D1: Michael IGOE		D2: Adam WILCOX								
LAP	SECTOR 1	SECTOR 2		SECTOR 3		LAP TIME	MPH	DIFF	TIME OF DAY	
1 - D1	OUTLAP	118.3	48.334	93.2	57.040	135.0	2:27.273	72.57	37.130	15:52:40.487
2 - D1	34.523	129.5	39.157	148.4	<b>36.463</b>	136.3	<b>1:50.143 (1)</b>	<b>97.03</b>		<b>15:54:30.630</b>
3 - D1	<b>34.344</b>	<b>131.5</b>	<b>39.150</b>	147.8	37.153	<b>136.9</b>	1:50.647 (2)	96.59	0.504	15:56:21.277
4 - D1	34.593	131.0	39.346	<b>149.1</b>	36.858	136.1	1:50.797 (3)	96.46	0.654	15:58:12.074

<b>P10 31 GT3PA JRM Racing</b>				<b>Bentley Continental GT3</b>						
IDEAL LAP TIME : 1:50.022		BEST LAP TIME : 1:50.181		DIFFERENCE : 0.159						
D1: Rick PARFITT JNR		D2: Seb MORRIS								
LAP	SECTOR 1	SECTOR 2		SECTOR 3		LAP TIME	MPH	DIFF	TIME OF DAY	
1 - D1	OUTLAP	93.8	41.936	146.5	44.505	136.9	2:16.039	78.56	25.858	15:52:58.565
2 - D1	34.495	131.5	<b>39.519</b>	150.1	36.313	137.2	1:50.327 (2)	96.87	0.146	15:54:48.892
3 - D1	35.478	127.8	40.649	150.4	37.357	137.2	1:53.484	94.18	3.303	15:56:42.376
4 - D1	<b>34.227</b>	132.1	39.678	<b>151.1</b>	<b>36.276</b>	<b>138.9</b>	<b>1:50.181 (1)</b>	<b>97.00</b>		<b>15:58:32.557</b>
5 - D1	34.307	<b>132.6</b>	39.782	<b>151.1</b>	36.391	138.3	1:50.480 (3)	96.74	0.299	16:00:23.037

<b>P11 99 GT3PA Beechdean AMR</b>				<b>Aston Martin V8 Vantage GT3</b>						
IDEAL LAP TIME : 1:50.304		BEST LAP TIME : 1:50.304		DIFFERENCE : 0.000						
D1: Andrew HOWARD		D2: Marco SØRENSEN								
LAP	SECTOR 1	SECTOR 2		SECTOR 3		LAP TIME	MPH	DIFF	TIME OF DAY	
1 - D1	OUTLAP	81.3	44.045	96.1	52.020	135.0	2:17.015	78.00	26.711	15:52:43.792
2 - D1	<b>34.598</b>	<b>130.5</b>	<b>39.329</b>	<b>149.4</b>	<b>36.377</b>	<b>136.3</b>	<b>1:50.304 (1)</b>	<b>96.89</b>		<b>15:54:34.096</b>
3 - D1	34.672	129.8	39.505	149.1	40.019	110.3	1:54.196 (2)	93.59	3.892	15:56:28.292
4 - D1	37.383	126.1	42.687	146.2	43.258	83.5	2:03.328 (3)	86.66	13.024	15:58:31.620

<b>P12 2 GT3PA TF Sport</b>				<b>Aston Martin V8 Vantage GT3</b>						
IDEAL LAP TIME : 1:50.306		BEST LAP TIME : 1:50.306		DIFFERENCE : 0.000						
D1: Mark FARMER		D2: Nicki THIM								
LAP	SECTOR 1	SECTOR 2		SECTOR 3		LAP TIME	MPH	DIFF	TIME OF DAY	
1 - D1	OUTLAP	39.800	149.4		36.961	136.3	2:07.950	83.53	17.644	15:53:42.964
2 - D1	<b>34.432</b>	<b>39.544</b>	150.1		<b>36.330</b>	<b>137.2</b>	<b>1:50.306 (1)</b>	<b>96.89</b>		<b>15:55:33.270</b>
3 - D1	34.743	40.174	<b>150.8</b>		36.450	136.9	1:51.367 (3)	95.97	1.061	15:57:24.637
4 - D1	34.455	39.964	149.4		36.913	136.1	1:51.332 (2)	96.00	1.026	15:59:15.969

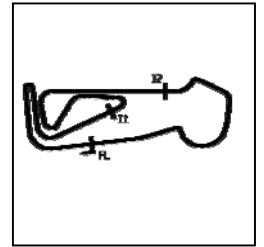
<b>P13 8 GT3PA Team ABBA Racing</b>				<b>Mercedes-AMG GT3</b>						
IDEAL LAP TIME : 1:50.743		BEST LAP TIME : 1:50.955		DIFFERENCE : 0.212						
D1: Richard NEARY		D2: Adam CHRISTODOULOU								
LAP	SECTOR 1	SECTOR 2		SECTOR 3		LAP TIME	MPH	DIFF	TIME OF DAY	
1 - D1	OUTLAP	114.9	49.078	96.1	55.879	135.5	2:26.833	72.79	35.878	15:52:38.773
2 - D1	34.499	131.3	<b>39.192</b>	149.1	37.264	135.5	<b>1:50.955 (1)</b>	<b>96.32</b>		<b>15:54:29.728</b>
3 - D1	<b>34.417</b>	<b>131.5</b>	39.676	148.4	<b>37.134</b>	<b>136.9</b>	1:51.227 (2)	96.09	0.272	15:56:20.955
4 - D1	36.288	129.5	41.014	149.4	37.567	136.6	1:54.869	93.04	3.914	15:58:15.824

Weather / Track : Cloudy / Dry

Snetterton 300  
Circuit Length = 2.9689 miles  
Start: 15:50 Flag 16:00 End: 16:02

# British GT Championship

## GT3 AM QUALIFYING - RACE 7 - SECTOR ANALYSIS



SECTOR 1 = FL to I1, SECTOR 2 = I1 to I2, SECTOR 3 = I2 to FL, DIFF = Difference To Personal Best Lap, P = Crossed Finish Line in Pit Lane, D = Time Disallowed  
5 - D1 35.395 130.8 39.812 **149.7** 37.624 135.8 1:52.831 (3) 94.72 1.876 16:00:08.655

# British GT Championship

## GT3 AM QUALIFYING - RACE 7 - BEST SECTORS

SECTOR 1			SECTOR 2			SECTOR 3			IDEAL / BEST COMPARISON						
POS	NO	NAME	TIME	NO	NAME	TIME	NO	NAME	TIME	POS	NO	NAME	IDEAL	BEST	DIFF
													<b>PERFECT LAP</b>	<b>1:48.790</b>	
1	9	Century Motorsport	33.922	7	Team Parker Racing	38.930	7	Team Parker Racing	35.938	1	7	Team Parker Racing	1:49.109	1:49.483	0.374
2	69	Barwell Motorsport	34.000	9	Century Motorsport	39.004	69	Barwell Motorsport	36.039	2	9	Century Motorsport	1:49.129	1:49.129	0.000
3	47	TF Sport	34.095	47	TF Sport	39.042	47	TF Sport	36.142	3	69	Barwell Motorsport	1:49.205	1:49.205	0.000
4	72	Barwell Motorsport	34.099	18	WPI Motorsport	39.150	72	Barwell Motorsport	36.162	4	47	TF Sport	1:49.279	1:49.432	0.153
5	31	JRM Racing	34.227	69	Barwell Motorsport	39.166	9	Century Motorsport	36.203	5	72	Barwell Motorsport	1:49.440	1:49.463	0.023
6	7	Team Parker Racing	34.241	72	Barwell Motorsport	39.179	31	JRM Racing	36.276	6	18	WPI Motorsport	1:49.957	1:50.143	0.186
7	22	Balfe Motorsport	34.273	8	Team ABBA Racing	39.192	2	TF Sport	36.330	7	96	Optimum Motorsport	1:49.963	1:49.995	0.032
8	3	Century Motorsport	34.289	96	Optimum Motorspor	39.263	96	Optimum Motorspor	36.377	8	22	Balfe Motorsport	1:50.012	1:50.012	0.000
9	96	Optimum Motorspor	34.323	3	Century Motorsport	39.270	99	Beechdean AMR	36.377	9	31	JRM Racing	1:50.022	1:50.181	0.159
10	18	WPI Motorsport	34.344	22	Balfe Motorsport	39.308	22	Balfe Motorsport	36.431	10	3	Century Motorsport	1:50.049	1:50.049	0.000
11	8	Team ABBA Racing	34.417	99	Beechdean AMR	39.329	18	WPI Motorsport	36.463	11	99	Beechdean AMR	1:50.304	1:50.304	0.000
12	2	TF Sport	34.432	31	JRM Racing	39.519	3	Century Motorsport	36.490	12	2	TF Sport	1:50.306	1:50.306	0.000
13	99	Beechdean AMR	34.598	2	TF Sport	39.544	8	Team ABBA Racing	37.134	13	8	Team ABBA Racing	1:50.743	1:50.955	0.212

Weather / Track : Cloudy / Dry

Results can be found at [www.tsl-timing.com](http://www.tsl-timing.com)

Snetterton 300

Circuit Length = 2.9689 miles

Start: 15:50 Flag 16:00 End: 16:02

Printed - 16:05 Saturday, 18 May 2019

# British GT Championship

## GT3 AM QUALIFYING - RACE 7 - BEST SPEEDS

POS	INTERMEDIATE 1			INTERMEDIATE 2			FINISH LINE		
	NO	NAME	MPH	NO	NAME	MPH	NO	NAME	MPH
1	9	Century Motorsport	134.2	7	Team Parker Racing	152.8	9	Century Motorsport	139.5
2	22	Balfe Motorsport	133.4	9	Century Motorsport	152.1	3	Century Motorsport	139.2
3	7	Team Parker Racing	133.1	47	TF Sport	151.8	31	JRM Racing	138.9
4	3	Century Motorsport	132.8	3	Century Motorsport	151.8	47	TF Sport	138.6
5	31	JRM Racing	132.6	22	Balfe Motorsport	151.1	7	Team Parker Racing	138.3
6	47	TF Sport	132.3	31	JRM Racing	151.1	22	Balfe Motorsport	138.0
7	69	Barwell Motorsport	131.5	2	TF Sport	150.8	2	TF Sport	137.2
8	96	Optimum Motorsport	131.5	96	Optimum Motorsport	150.1	69	Barwell Motorsport	136.9
9	18	WPI Motorsport	131.5	8	Team ABBA Racing	149.7	96	Optimum Motorsport	136.9
10	8	Team ABBA Racing	131.5	99	Beechdean AMR	149.4	18	WPI Motorsport	136.9
11	2	TF Sport	131.0	18	WPI Motorsport	149.1	8	Team ABBA Racing	136.9
12	72	Barwell Motorsport	130.8	69	Barwell Motorsport	148.7	72	Barwell Motorsport	136.3
13	99	Beechdean AMR	130.5	72	Barwell Motorsport	148.1	99	Beechdean AMR	136.3

Weather / Track : Cloudy / Dry

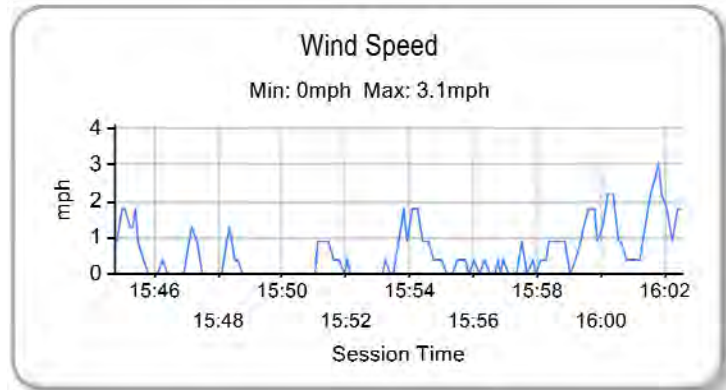
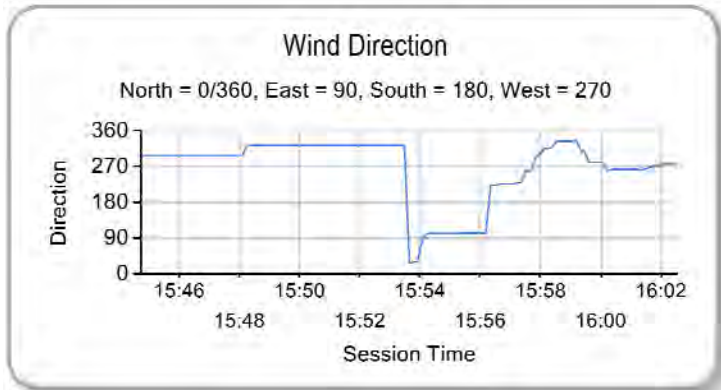
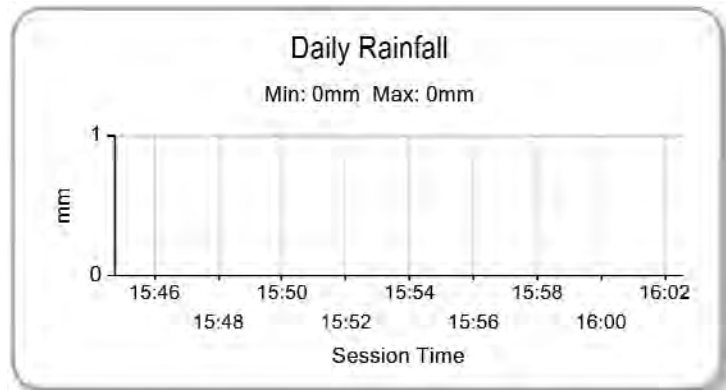
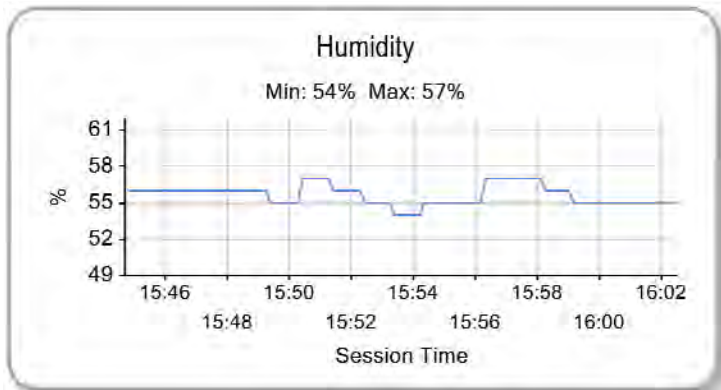
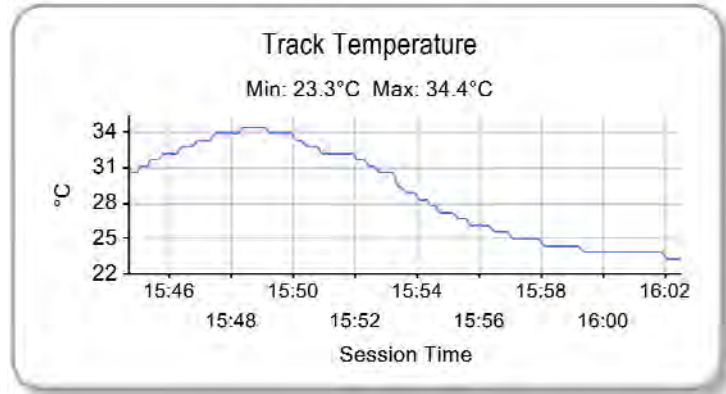
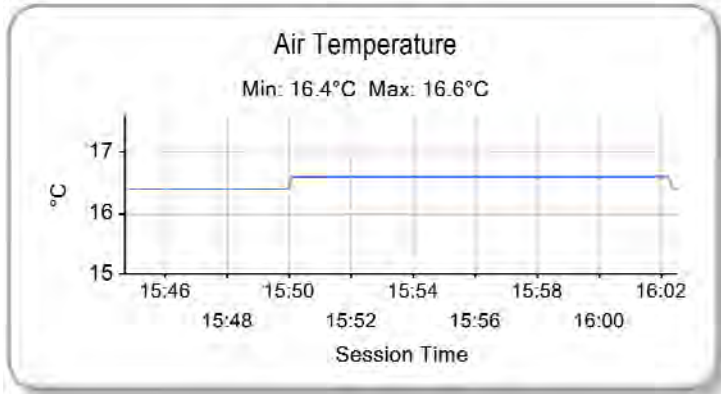
Results can be found at [www.tsl-timing.com](http://www.tsl-timing.com)

Snetterton 300  
Circuit Length = 2.9689 miles  
Start: 15:50 Flag 16:00 End: 16:02

Printed - 16:06 Saturday, 18 May 2019

# British GT Championship

## GT3 AM QUALIFYING - RACE 7 - WEATHER CONDITIONS



# British GT Championship

## GT3 AM QUALIFYING - RACE 7 - STATISTICS

**Competitors Started** 13  
**Planned Start** 2019-05-18 @ 15:50:00.000  
**Actual Start** 2019-05-18 @ 15:50:01.659  
**Finish Time** 2019-05-18 @ 16:00:03.174  
**Track Length** 2.9689mi.  
**Total Laps** 54  
**Total Distance Covered** 160.3212mi.

### Session Fastest Lap History

NO	CL	NAME	LAP TIME	TIME OF DAY	LAP	VEHICLE
22	GT3PA	<b>Balfe Motorsport</b> <i>S. BALFE</i>	<b>1:50.012</b>	15:53:59.439	2	McLaren 720S GT3
69	GT3PA	<b>Barwell Motorsport</b> <i>S. DE HAAN</i>	<b>1:49.205</b>	15:54:18.710	2	Lamborghini Huracan GT3
9	GT3S	<b>Century Motorsport</b> <i>T. GAMBLE</i>	<b>1:49.129</b>	15:55:47.566	2	BMW M6 GT3

### Flag History

TYPE	TIME OF DAY
GREEN	15:50:01.659
FINISH	16:00:03.174

### Flag Statistics

TYPE	COUNT	TOTAL LAPS	TOTAL TIME
Green	1	5	12:31.582
Red	0	0	0.000
Safety Car	0	0	0.000
FCY	0	0	0.000

Weather / Track : Cloudy / Dry

These results are provisional until the conclusion of any judicial and technical matters.

Snetterton 300

Circuit Length = 2.9689 miles

Start: 15:50 Flag 16:00 End: 16:02

Race Director : Peter Daly	Stewards :	Timekeeper :
----------------------------	------------	--------------

# British GT Championship

## GT3 AM QUALIFYING - RACE 7 - STATISTICS

CLASS : GT3PA

10 Starters

### Fastest Lap History

NO	NAME	LAP TIME	TIME OF DAY	LAP	VEHICLE
22	<b>Balfe Motorsport</b> <i>S. BALFE</i>	<b>1:50.012</b>	15:53:59.439	2	McLaren 720S GT3
69	<b>Barwell Motorsport</b> <i>S. DE HAAN</i>	<b>1:49.205</b>	15:54:18.710	2	Lamborghini Huracan GT3 EVO

Weather / Track : Cloudy / Dry

These results are provisional until the conclusion of any judicial and technical matters.

Snetterton 300

Circuit Length = 2.9689 miles

Start: 15:50 Flag 16:00 End: 16:02

Race Director : Peter Daly

Stewards :

Timekeeper :

# British GT Championship

## GT3 AM QUALIFYING - RACE 7 - STATISTICS

CLASS : GT3S

3 Starters

### Fastest Lap History

NO	NAME	LAP TIME	TIME OF DAY	LAP	VEHICLE
7	<b>Team Parker Racing</b> <i>R. RATCLIFFE</i>	<b>1:49.483</b>	15:54:38.301	2	Bentley Continental GT3
9	<b>Century Motorsport</b> <i>T. GAMBLE</i>	<b>1:49.129</b>	15:55:47.566	2	BMW M6 GT3

Weather / Track : Cloudy / Dry

These results are provisional until the conclusion of any judicial and technical matters.

Snetterton 300

Circuit Length = 2.9689 miles

Start: 15:50 Flag 16:00 End: 16:02

Race Director : Peter Daly

Stewards :

Timekeeper :



## British GT Championship

### GT3 PRO QUALIFYING - RACE 12 - CLASSIFICATION

POS	NO	CL	PIC	TEAM / DRIVERS	CAR	TIME	ON	LAPS	GAP	DIFF	MPH
1	2	GT3PA	1	TF Sport Mark FARMER (GBR) / Nicki THIMM (DNK)	Aston Martin V8 Vantage GT3	1:47.181	2	3			99.71
2	72	GT3PA	2	Barwell Motorsport Adam BALON (GBR) / Phil KEEN (GBR)	Lamborghini Huracan GT3 EVO	1:47.236	3	5	0.055	0.055	99.66
3	69	GT3PA	3	Barwell Motorsport Sam DE HAAN (GBR) / Jonny COCKER (GBR)	Lamborghini Huracan GT3 EVO	1:47.326	3	4	0.145	0.090	99.58
4	31	GT3PA	4	JRM Racing Rick PARFITT JNR (GBR) / Seb MORRIS (GBR)	Bentley Continental GT3	1:47.658	2	2	0.477	0.332	99.27
5	8	GT3PA	5	Team ABBA Racing Richard NEARY (GBR) / Adam CHRISTODOULOU (GBR)	Mercedes-AMG GT3	1:47.700	2	5	0.519	0.042	99.23
6	22	GT3PA	6	Balfe Motorsport Shaun BALFE (GBR) / Rob BELL (GBR)	McLaren 720S GT3	1:47.788	2	3	0.607	0.088	99.15
7	47	GT3PA	7	TF Sport Graham DAVIDSON (GBR) / Jonny ADAM (GBR)	Aston Martin V8 Vantage GT3	1:47.805	2	4	0.624	0.017	99.14
8	99	GT3PA	8	Beechdean AMR Andrew HOWARD (GBR) / Marco SØRENSEN (DNK)	Aston Martin V8 Vantage GT3	1:47.889	2	3	0.708	0.084	99.06
9	3	GT3PA	9	Century Motorsport Dominic PAUL (GBR) / Ben GREEN (GBR)	BMW M6 GT3	1:48.372	2	4	1.191	0.483	98.62
10	9	GT3S	1	Century Motorsport Tom GAMBLE (GBR) / Jack MITCHELL (GBR)	BMW M6 GT3	1:48.650	2	2	1.469	0.278	98.37
11	96	GT3S	2	Optimum Motorsport Oliver WILKINSON (GBR) / Bradley ELLIS (GBR)	Aston Martin V8 Vantage GT3	1:48.742	2	3	1.561	0.092	98.28
12	7	GT3S	3	Team Parker Racing Glynn GEDDIE (GBR) / Ryan RATCLIFFE (GBR)	Bentley Continental GT3	1:49.451	2	3	2.270	0.709	97.65
13	18	GT3PA	10	WPI Motorsport Michael IGOE (GBR) / Adam WILCOX (GBR)	Lamborghini Huracan GT3 EVO	1:50.215	4	4	3.034	0.764	96.97

Weather / Track : Cloudy / Dry

These results are provisional until the conclusion of any judicial and technical matters.

Snetterton 300

Circuit Length = 2.9689 miles

Start: 16:04 Flag 16:14 End: 16:17

Race Director : Peter Daly

Stewards :

Timekeeper :

Results can be found at [www.tsl-timing.com](http://www.tsl-timing.com)

Printed - 16:17 Saturday, 18 May 2019



## British GT Championship

### GT3 PRO QUALIFYING - RACE 12 - CLASSIFICATION BY CLASS

#### CLASS : GT3 - GT3PA

POS	NO	TEAM / DRIVERS	CAR	TIME	ON	LAPS	GAP	DIFF	MPH
1	2	TF Sport () Mark FARMER (GBR) / Nicki THIM (DNK)	Aston Martin V8 Vantage GT3	1:47.181	2	3			99.71
2	72	Barwell Motorsport () Adam BALON (GBR) / Phil KEEN (GBR)	Lamborghini Huracan GT3 EVO	1:47.236	3	5	0.055	0.055	99.66
3	69	Barwell Motorsport () Sam DE HAAN (GBR) / Jonny COCKER (GBR)	Lamborghini Huracan GT3 EVO	1:47.326	3	4	0.145	0.090	99.58
4	31	JRM Racing () Rick PARFITT JNR (GBR) / Seb MORRIS (GBR)	Bentley Continental GT3	1:47.658	2	2	0.477	0.332	99.27
5	8	Team ABBA Racing () Richard NEARY (GBR) / Adam CHRISTODOULOU (GBR)	Mercedes-AMG GT3	1:47.700	2	5	0.519	0.042	99.23
6	22	Balfe Motorsport () Shaun BALFE (GBR) / Rob BELL (GBR)	McLaren 720S GT3	1:47.788	2	3	0.607	0.088	99.15
7	47	TF Sport () Graham DAVIDSON (GBR) / Jonny ADAM (GBR)	Aston Martin V8 Vantage GT3	1:47.805	2	4	0.624	0.017	99.14
8	99	Beechdean AMR () Andrew HOWARD (GBR) / Marco SØRENSEN (DNK)	Aston Martin V8 Vantage GT3	1:47.889	2	3	0.708	0.084	99.06
9	3	Century Motorsport () Dominic PAUL (GBR) / Ben GREEN (GBR)	BMW M6 GT3	1:48.372	2	4	1.191	0.483	98.62
10	18	WPI Motorsport () Michael IGOE (GBR) / Adam WILCOX (GBR)	Lamborghini Huracan GT3 EVO	1:50.215	4	4	3.034	1.843	96.97

#### CLASS : GT3 - GT3S

POS	NO	TEAM / DRIVERS	CAR	TIME	ON	LAPS	GAP	DIFF	MPH
1	9	Century Motorsport () Tom GAMBLE (GBR) / Jack MITCHELL (GBR)	BMW M6 GT3	1:48.650	2	2			98.37
2	96	Optimum Motorsport () Oliver WILKINSON (GBR) / Bradley ELLIS (GBR)	Aston Martin V8 Vantage GT3	1:48.742	2	3	0.092	0.092	98.28
3	7	Team Parker Racing () Glynn GEDDIE (GBR) / Ryan RATCLIFFE (GBR)	Bentley Continental GT3	1:49.451	2	3	0.801	0.709	97.65

Weather / Track : Cloudy / Dry

These results are provisional until the conclusion of any judicial and technical matters.

Snetterton 300

Circuit Length = 2.9689 miles

Start: 16:04 Flag 16:14 End: 16:17

Race Director : Peter Daly

Stewards :

Timekeeper :

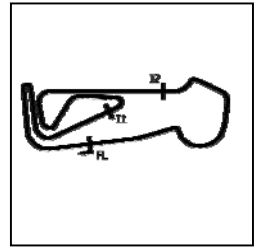
Results can be found at [www.tsl-timing.com](http://www.tsl-timing.com)

Printed - 16:42 Saturday, 18 May 2019



# British GT Championship

## GT3 PRO QUALIFYING - RACE 12 - SECTOR ANALYSIS



SECTOR 1 = FL to I1, SECTOR 2 = I1 to I2, SECTOR 3 = I2 to FL, DIFF = Difference To Personal Best Lap, P = Crossed Finish Line in Pit Lane, D = Time Disallowed

<b>P1</b>	<b>2 GT3PA</b>	<b>TF Sport</b>					<b>Aston Martin V8 Vantage GT3</b>		
IDEAL LAP TIME : 1:47.150		BEST LAP TIME : 1:47.181		DIFFERENCE : 0.031					
D1: Mark FARMER		D2: Nicki THIM							

LAP	SECTOR 1	SECTOR 2	SECTOR 3	LAP TIME	MPH	DIFF	TIME OF DAY			
1 - D2	OUTLAP	113.7	42.202	147.4	39.340	136.6	2:13.712	79.93	26.531	16:06:51.520
2 - D2	33.664	<b>133.4</b>	<b>38.213</b>	<b>151.8</b>	<b>35.304</b>	<b>138.6</b>	<b>1:47.181 (1)</b>	<b>99.71</b>		<b>16:08:38.701</b>
3 - D2	<b>33.633</b>	133.1	38.534	151.4	35.308	137.5	1:47.475 (2)	99.44	0.294	16:10:26.176

<b>P2</b>	<b>72 GT3PA</b>	<b>Barwell Motorsport</b>					<b>Lamborghini Huracan GT3 EVO</b>		
IDEAL LAP TIME : 1:47.205		BEST LAP TIME : 1:47.236		DIFFERENCE : 0.031					
D1: Adam BALON		D2: Phil KEEN							

LAP	SECTOR 1	SECTOR 2	SECTOR 3	LAP TIME	MPH	DIFF	TIME OF DAY			
1 - D2	OUTLAP	128.3	38.800	147.4	35.815	135.5	1:52.077	95.36	4.841	16:07:47.693
2 - D2	33.543	130.0	38.425	148.4	35.311	<b>136.6</b>	1:47.279 (2)	99.62	0.043	16:09:34.972
3 - D2	33.567	<b>131.0</b>	<b>38.365</b>	<b>148.7</b>	<b>35.304</b>	136.3	<b>1:47.236 (1)</b>	<b>99.66</b>		<b>16:11:22.208</b>
4 - D2	33.652	130.8	39.548	120.9	40.613	136.1	1:53.813	93.90	6.577	16:13:16.021
5 - D2	<b>33.536</b>	130.8	38.371	<b>148.7</b>	35.528	<b>136.6</b>	1:47.435 (3)	99.48	0.199	16:15:03.456

<b>P3</b>	<b>69 GT3PA</b>	<b>Barwell Motorsport</b>					<b>Lamborghini Huracan GT3 EVO</b>		
IDEAL LAP TIME : 1:47.304		BEST LAP TIME : 1:47.326		DIFFERENCE : 0.022					
D1: Sam DE HAAN		D2: Jonny COCKER							

LAP	SECTOR 1	SECTOR 2	SECTOR 3	LAP TIME	MPH	DIFF	TIME OF DAY			
1 - D2	OUTLAP	128.3	40.706	148.4	38.680	135.5	1:57.154	91.23	9.828	16:06:02.932
2 - D2	33.642	130.8	38.488	149.1	<b>35.430</b>	136.3	1:47.560 (2)	99.36	0.234	16:07:50.492
3 - D2	<b>33.402</b>	<b>131.5</b>	<b>38.472</b>	<b>149.7</b>	35.452	<b>137.2</b>	<b>1:47.326 (1)</b>	<b>99.58</b>		<b>16:09:37.818</b>
4 - D2	33.460	130.8	38.596	148.7	42.744	136.3	1:54.800 (3)	93.10	7.474	16:11:32.618

<b>P4</b>	<b>31 GT3PA</b>	<b>JRM Racing</b>					<b>Bentley Continental GT3</b>		
IDEAL LAP TIME : 1:47.600		BEST LAP TIME : 1:47.658		DIFFERENCE : 0.058					
D1: Rick PARFITT JNR		D2: Seb MORRIS							

LAP	SECTOR 1	SECTOR 2	SECTOR 3	LAP TIME	MPH	DIFF	TIME OF DAY			
1 - D2	OUTLAP	131.5	39.992	150.1	36.866	<b>139.2</b>	1:55.839	92.26	8.181	16:08:17.258
2 - D2	33.657	132.6	<b>38.654</b>	<b>152.8</b>	<b>35.347</b>	<b>139.2</b>	<b>1:47.658 (1)</b>	<b>99.27</b>		<b>16:10:04.916</b>

<b>P5</b>	<b>8 GT3PA</b>	<b>Team ABBA Racing</b>					<b>Mercedes-AMG GT3</b>		
IDEAL LAP TIME : 1:47.600		BEST LAP TIME : 1:47.700		DIFFERENCE : 0.100					
D1: Richard NEARY		D2: Adam CHRISTODOULOU							

LAP	SECTOR 1	SECTOR 2	SECTOR 3	LAP TIME	MPH	DIFF	TIME OF DAY			
1 - D2	OUTLAP	129.3	41.081	150.4	36.536	137.7	1:56.787	91.51	9.087	16:07:09.234
2 - D2	33.670	132.3	38.588	150.4	<b>35.442</b>	138.0	<b>1:47.700 (1)</b>	<b>99.23</b>		<b>16:08:56.934</b>
3 - D2	<b>33.588</b>	<b>133.1</b>	<b>38.570</b>	<b>150.8</b>	35.806	<b>138.6</b>	1:47.964 (2)	98.99	0.264	16:10:44.898
4 - D2	33.994	131.8	39.225	149.4	36.674	137.2	1:49.893	97.25	2.193	16:12:34.791
5 - D2	33.809	132.6	38.627	150.4	35.638	137.7	1:48.074 (3)	98.89	0.374	16:14:22.865

<b>P6</b>	<b>22 GT3PA</b>	<b>Balfe Motorsport</b>					<b>McLaren 720S GT3</b>		
IDEAL LAP TIME : 1:47.632		BEST LAP TIME : 1:47.788		DIFFERENCE : 0.156					
D1: Shaun BALFE		D2: Rob BELL							

LAP	SECTOR 1	SECTOR 2	SECTOR 3	LAP TIME	MPH	DIFF	TIME OF DAY			
1 - D2	OUTLAP	131.0	39.215	151.1	35.954	<b>138.6</b>	1:53.364	94.28	5.576	16:07:13.949
2 - D2	<b>33.646</b>	<b>133.1</b>	38.446	151.8	<b>35.696</b>	<b>138.6</b>	<b>1:47.788 (1)</b>	<b>99.15</b>		<b>16:09:01.737</b>
3 - D2	33.773	<b>133.1</b>	<b>38.290</b>	<b>152.5</b>	35.794	<b>138.6</b>	1:47.857 (2)	99.09	0.069	16:10:49.594

<b>P7</b>	<b>47 GT3PA</b>	<b>TF Sport</b>					<b>Aston Martin V8 Vantage GT3</b>		
IDEAL LAP TIME : 1:47.747		BEST LAP TIME : 1:47.805		DIFFERENCE : 0.058					
D1: Graham DAVIDSON		D2: Jonny ADAM							

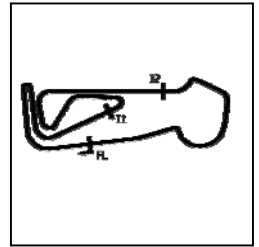
LAP	SECTOR 1	SECTOR 2	SECTOR 3	LAP TIME	MPH	DIFF	TIME OF DAY			
1 - D2	OUTLAP	109.8	44.212	130.3	40.987	137.2	2:07.382	83.90	19.577	16:06:44.219
2 - D2	<b>33.714</b>	132.6	<b>38.439</b>	<b>152.1</b>	35.652	137.2	<b>1:47.805 (1)</b>	<b>99.14</b>		<b>16:08:32.024</b>

Weather / Track : Cloudy / Dry

Snetterton 300  
Circuit Length = 2.9689 miles  
Start: 16:04 Flag 16:14 End: 16:17

# British GT Championship

## GT3 PRO QUALIFYING - RACE 12 - SECTOR ANALYSIS



SECTOR 1 = FL to I1, SECTOR 2 = I1 to I2, SECTOR 3 = I2 to FL, DIFF = Difference To Personal Best Lap, P = Crossed Finish Line in Pit Lane, D = Time Disallowed  
 3 - D2 33.964 **132.8** 38.586 151.4 **35.594** 137.7 1:48.144 (2) 98.83 0.339 16:10:20.168  
 4 - D2 33.850 **132.8** 38.824 150.8 38.535 **138.0** 1:51.209 (3) 96.10 3.404 16:12:11.377

<b>P8</b>	<b>99 GT3PA</b>	<b>Beechdean AMR</b>	<b>Aston Martin V8 Vantage GT3</b>							
IDEAL LAP TIME : 1:47.889		BEST LAP TIME : 1:47.889		DIFFERENCE : 0.000						
D1: Andrew HOWARD		D2: Marco SØRENSEN								

LAP	SECTOR 1	SECTOR 2	SECTOR 3	LAP TIME	MPH	DIFF	TIME OF DAY
1 - D2	OUTLAP	121.7	41.592 144.3	37.352 136.1	2:00.834	88.45	12.945 16:07:01.995
<b>2 - D2</b>	<b>33.706</b>	<b>131.8</b>	<b>38.750</b> <b>151.4</b>	<b>35.433</b> <b>136.3</b>	<b>1:47.889 (1)</b>	<b>99.06</b>	<b>16:08:49.884</b>
3 - D2	34.860	111.6	41.496 150.1	36.888 136.1	1:53.244 (2)	94.38	5.355 16:10:43.128

<b>P9</b>	<b>3 GT3PA</b>	<b>Century Motorsport</b>	<b>BMW M6 GT3</b>							
IDEAL LAP TIME : 1:48.119		BEST LAP TIME : 1:48.372		DIFFERENCE : 0.253						
D1: Dominic PAUL		D2: Ben GREEN								

LAP	SECTOR 1	SECTOR 2	SECTOR 3	LAP TIME	MPH	DIFF	TIME OF DAY
1 - D2	OUTLAP	124.2	45.424 94.1	38.007 137.7	2:05.837	84.93	17.465 16:06:37.638
<b>2 - D2</b>	33.970	133.4	38.886 152.1	<b>35.516</b> <b>138.9</b>	<b>1:48.372 (1)</b>	<b>98.62</b>	<b>16:08:26.010</b>
3 - D2	<b>33.884</b>	<b>134.7</b>	38.853 <b>152.5</b>	35.805 138.6	1:48.542 (2)	98.46	0.170 16:10:14.552
4 - D2	34.091	133.1	<b>38.719</b> 152.1	35.897 138.3	1:48.707 (3)	98.32	0.335 16:12:03.259

<b>P10</b>	<b>9 GT3S</b>	<b>Century Motorsport</b>	<b>BMW M6 GT3</b>							
IDEAL LAP TIME : 1:48.650		BEST LAP TIME : 1:48.650		DIFFERENCE : 0.000						
D1: Tom GAMBLE		D2: Jack MITCHELL								

LAP	SECTOR 1	SECTOR 2	SECTOR 3	LAP TIME	MPH	DIFF	TIME OF DAY
1 - D2	OUTLAP	124.7	40.564 144.0	36.933 138.0	1:57.111	91.26	8.461 16:07:18.580
<b>2 - D2</b>	<b>34.008</b>	133.1	<b>38.760</b> <b>152.8</b>	<b>35.882</b> <b>138.9</b>	<b>1:48.650 (1)</b>	<b>98.37</b>	<b>16:09:07.230</b>

<b>P11</b>	<b>96 GT3S</b>	<b>Optimum Motorsport</b>	<b>Aston Martin V8 Vantage GT3</b>							
IDEAL LAP TIME : 1:48.674		BEST LAP TIME : 1:48.742		DIFFERENCE : 0.068						
D1: Oliver WILKINSON		D2: Bradley ELLIS								

LAP	SECTOR 1	SECTOR 2	SECTOR 3	LAP TIME	MPH	DIFF	TIME OF DAY
1 - D2	OUTLAP	126.1	41.044 149.1	37.065 135.5	1:59.121	89.72	10.379 16:07:27.616
<b>2 - D2</b>	<b>34.055</b>	<b>130.8</b>	38.867 <b>150.4</b>	35.820 <b>136.6</b>	<b>1:48.742 (1)</b>	<b>98.28</b>	<b>16:09:16.358</b>
3 - D2	34.078	130.3	38.899 150.1	<b>35.793</b> <b>136.6</b>	1:48.770 (2)	98.26	0.028 16:11:05.128

<b>P12</b>	<b>7 GT3S</b>	<b>Team Parker Racing</b>	<b>Bentley Continental GT3</b>							
IDEAL LAP TIME : 1:49.446		BEST LAP TIME : 1:49.451		DIFFERENCE : 0.005						
D1: Glynn GEDDIE		D2: Ryan RATCLIFFE								

LAP	SECTOR 1	SECTOR 2	SECTOR 3	LAP TIME	MPH	DIFF	TIME OF DAY
1 - D2	OUTLAP	127.5	40.358 <b>152.5</b>	36.501 137.7	1:55.332	92.67	5.881 16:07:21.664
<b>2 - D2</b>	34.311	132.8	<b>39.292</b> 152.1	<b>35.848</b> <b>139.2</b>	<b>1:49.451 (1)</b>	<b>97.65</b>	<b>16:09:11.115</b>
3 - D2	<b>34.306</b>	<b>133.4</b>	39.422 <b>152.5</b>	36.076 138.3	1:49.804 (2)	97.33	0.353 16:11:00.919

<b>P13</b>	<b>18 GT3PA</b>	<b>WPI Motorsport</b>	<b>Lamborghini Huracan GT3 EVO</b>							
IDEAL LAP TIME : 1:50.012		BEST LAP TIME : 1:50.215		DIFFERENCE : 0.203						
D1: Michael IGOE		D2: Adam WILCOX								

LAP	SECTOR 1	SECTOR 2	SECTOR 3	LAP TIME	MPH	DIFF	TIME OF DAY
1 - D2	OUTLAP	128.5	39.838 148.1	37.562 134.7	1:56.739	91.55	6.524 16:06:14.805
2 - D2	34.500	129.3	<b>39.271</b> 148.7	36.854 135.0	1:50.625 (3)	96.61	0.410 16:08:05.430
3 - D2	<b>34.275</b>	<b>130.5</b>	39.509 148.4	36.838 135.2	1:50.622 (2)	96.61	0.407 16:09:56.052
<b>4 - D2</b>	34.396	129.5	39.353 <b>149.1</b>	<b>36.466</b> <b>135.8</b>	<b>1:50.215 (1)</b>	<b>96.97</b>	<b>16:11:46.267</b>

Weather / Track : Cloudy / Dry

Snetterton 300  
 Circuit Length = 2.9689 miles  
 Start: 16:04 Flag 16:14 End: 16:17

# British GT Championship

## GT3 PRO QUALIFYING - RACE 12 - BEST SECTORS

SECTOR 1			SECTOR 2			SECTOR 3			IDEAL / BEST COMPARISON						
POS	NO	NAME	TIME	NO	NAME	TIME	NO	NAME	TIME	POS	NO	NAME	IDEAL	BEST	DIFF
													<b>PERFECT LAP</b>	<b>1:46.919</b>	
1	69	Barwell Motorsport	33.402	2	TF Sport	38.213	2	TF Sport	35.304	1	2	TF Sport	1:47.150	1:47.181	0.031
2	72	Barwell Motorsport	33.536	22	Balfe Motorsport	38.290	72	Barwell Motorsport	35.304	2	72	Barwell Motorsport	1:47.205	1:47.236	0.031
3	8	Team ABBA Racing	33.588	72	Barwell Motorsport	38.365	31	JRM Racing	35.347	3	69	Barwell Motorsport	1:47.304	1:47.326	0.022
4	31	JRM Racing	33.599	47	TF Sport	38.439	69	Barwell Motorsport	35.430	4	8	Team ABBA Racing	1:47.600	1:47.700	0.100
5	2	TF Sport	33.633	69	Barwell Motorsport	38.472	99	Beechdean AMR	35.433	5	31	JRM Racing	1:47.600	1:47.658	0.058
6	22	Balfe Motorsport	33.646	8	Team ABBA Racing	38.570	8	Team ABBA Racing	35.442	6	22	Balfe Motorsport	1:47.632	1:47.788	0.156
7	99	Beechdean AMR	33.706	31	JRM Racing	38.654	3	Century Motorsport	35.516	7	47	TF Sport	1:47.747	1:47.805	0.058
8	47	TF Sport	33.714	3	Century Motorsport	38.719	47	TF Sport	35.594	8	99	Beechdean AMR	1:47.889	1:47.889	0.000
9	3	Century Motorsport	33.884	99	Beechdean AMR	38.750	22	Balfe Motorsport	35.696	9	3	Century Motorsport	1:48.119	1:48.372	0.253
10	9	Century Motorsport	34.008	9	Century Motorsport	38.760	96	Optimum Motorspor	35.793	10	9	Century Motorsport	1:48.650	1:48.650	0.000
11	96	Optimum Motorspor	34.055	96	Optimum Motorspor	38.826	7	Team Parker Racing	35.848	11	96	Optimum Motorsport	1:48.674	1:48.742	0.068
12	18	WPI Motorsport	34.275	18	WPI Motorsport	39.271	9	Century Motorsport	35.882	12	7	Team Parker Racing	1:49.446	1:49.451	0.005
13	7	Team Parker Racing	34.306	7	Team Parker Racing	39.292	18	WPI Motorsport	36.466	13	18	WPI Motorsport	1:50.012	1:50.215	0.203

Weather / Track : Cloudy / Dry

Results can be found at [www.tsl-timing.com](http://www.tsl-timing.com)

Snetterton 300

Circuit Length = 2.9689 miles

Start: 16:04 Flag 16:14 End: 16:17

Printed - 16:19 Saturday, 18 May 2019

# British GT Championship

## GT3 PRO QUALIFYING - RACE 12 - BEST SPEEDS

POS	INTERMEDIATE 1			INTERMEDIATE 2			FINISH LINE		
	NO	NAME	MPH	NO	NAME	MPH	NO	NAME	MPH
1	3	Century Motorsport	134.7	31	JRM Racing	152.8	31	JRM Racing	139.2
2	9	Century Motorsport	133.6	9	Century Motorsport	152.8	7	Team Parker Racing	139.2
3	2	TF Sport	133.4	22	Balfe Motorsport	152.5	3	Century Motorsport	138.9
4	7	Team Parker Racing	133.4	3	Century Motorsport	152.5	9	Century Motorsport	138.9
5	8	Team ABBA Racing	133.1	7	Team Parker Racing	152.5	2	TF Sport	138.6
6	22	Balfe Motorsport	133.1	47	TF Sport	152.1	8	Team ABBA Racing	138.6
7	31	JRM Racing	132.8	2	TF Sport	151.8	22	Balfe Motorsport	138.6
8	47	TF Sport	132.8	99	Beechdean AMR	151.4	47	TF Sport	138.0
9	99	Beechdean AMR	131.8	8	Team ABBA Racing	150.8	69	Barwell Motorsport	137.2
10	69	Barwell Motorsport	131.5	96	Optimum Motorsport	150.4	72	Barwell Motorsport	136.6
11	72	Barwell Motorsport	131.0	69	Barwell Motorsport	149.7	96	Optimum Motorsport	136.6
12	96	Optimum Motorsport	130.8	18	WPI Motorsport	149.1	99	Beechdean AMR	136.3
13	18	WPI Motorsport	130.5	72	Barwell Motorsport	148.7	18	WPI Motorsport	135.8

Weather / Track : Cloudy / Dry

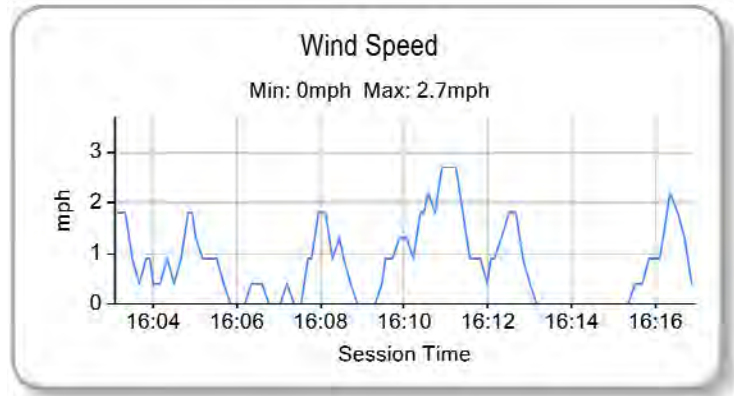
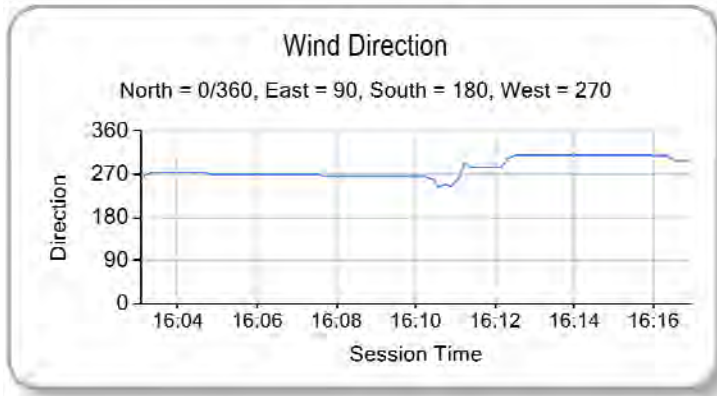
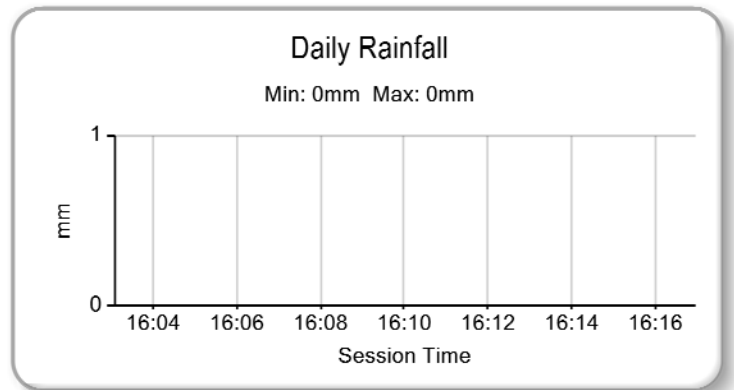
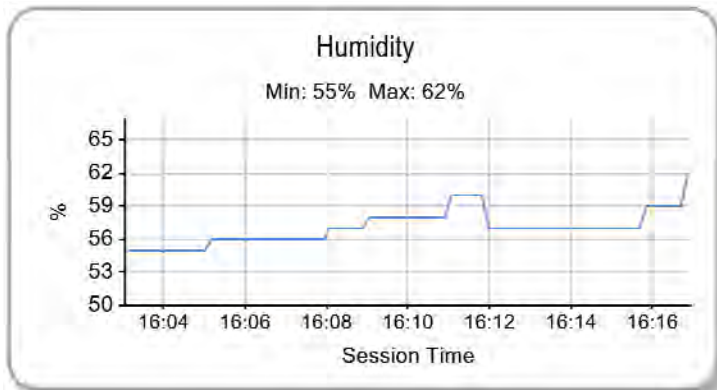
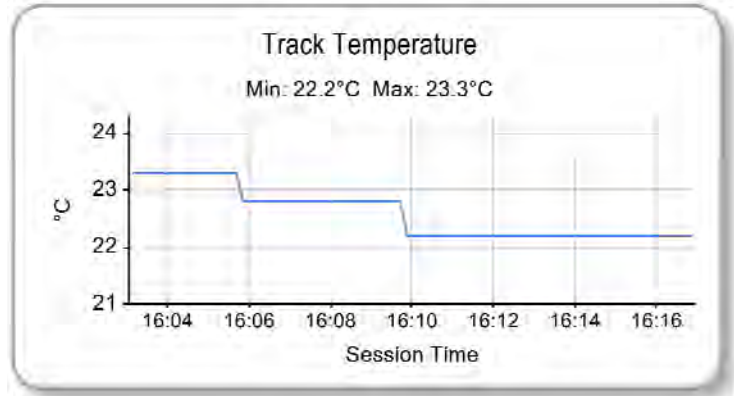
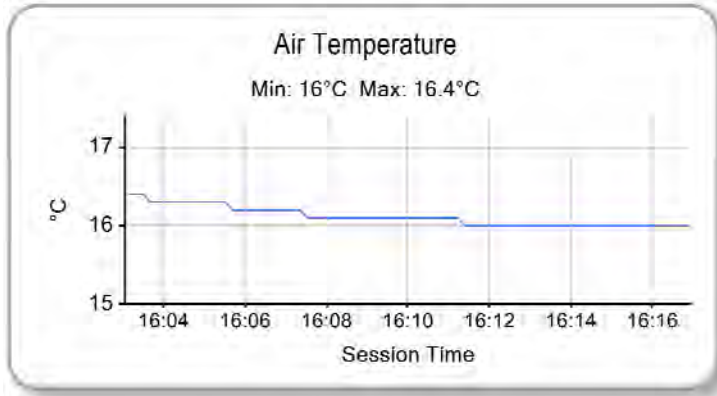
Results can be found at [www.tsl-timing.com](http://www.tsl-timing.com)

Snetterton 300  
Circuit Length = 2.9689 miles  
Start: 16:04 Flag 16:14 End: 16:17

Printed - 16:19 Saturday, 18 May 2019

# British GT Championship

## GT3 PRO QUALIFYING - RACE 12 - WEATHER CONDITIONS



Weather / Track : Cloudy / Dry

Results can be found at [www.tsl-timing.com](http://www.tsl-timing.com)

Snetterton 300  
Circuit Length = 2.9689 miles  
Start: 16:04 Flag 16:14 End: 16:17

Printed - 16:20 Saturday, 18 May 2019

# British GT Championship

## GT3 PRO QUALIFYING - RACE 12 - STATISTICS

**Competitors Started** 13  
**Planned Start** 2019-05-18 @ 16:04:00.000  
**Actual Start** 2019-05-18 @ 16:04:02.751  
**Finish Time** 2019-05-18 @ 16:14:06.570  
**Track Length** 2.9689mi.  
**Total Laps** 45  
**Total Distance Covered** 133.6010mi.

### Session Fastest Lap History

NO	CL	NAME	LAP TIME	TIME OF DAY	LAP	VEHICLE
69	GT3PA	<b>Barwell Motorsport</b> <i>J. COCKER</i>	<b>1:47.560</b>	16:07:50.509	2	Lamborghini Huracan GT3
2	GT3PA	<b>TF Sport</b> <i>M. FARMER</i>	<b>1:47.181</b>	16:08:38.703	2	Aston Martin V8 Vantage GT3

### Flag History

TYPE	TIME OF DAY
GREEN	16:04:02.751
FINISH	16:14:06.570

### Flag Statistics

TYPE	COUNT	TOTAL LAPS	TOTAL TIME
Green	1	5	12:58.808
Red	0	0	0.000
Safety Car	0	0	0.000
FCY	0	0	0.000

Weather / Track : Cloudy / Dry

These results are provisional until the conclusion of any judicial and technical matters.

Snetterton 300

Circuit Length = 2.9689 miles

Start: 16:04 Flag 16:14 End: 16:17

Race Director : Peter Daly	Stewards :	Timekeeper :
----------------------------	------------	--------------



# British GT Championship

## GT3 PRO QUALIFYING - RACE 12 - STATISTICS

CLASS : GT3PA

10 Starters

### Fastest Lap History

NO	NAME	LAP TIME	TIME OF DAY	LAP	VEHICLE
69	<b>Barwell Motorsport</b> <i>J. COCKER</i>	<b>1:47.560</b>	16:07:50.509	2	Lamborghini Huracan GT3 EVO
2	<b>TF Sport</b> <i>M. FARMER</i>	<b>1:47.181</b>	16:08:38.703	2	Aston Martin V8 Vantage GT3

Weather / Track : Cloudy / Dry

These results are provisional until the conclusion of any judicial and technical matters.

Snetterton 300

Circuit Length = 2.9689 miles

Start: 16:04 Flag 16:14 End: 16:17

Race Director : Peter Daly

Stewards :

Timekeeper :

# British GT Championship

## GT3 PRO QUALIFYING - RACE 12 - STATISTICS

CLASS : GT3S

3 Starters

### Fastest Lap History

NO	NAME	LAP TIME	TIME OF DAY	LAP	VEHICLE
9	Century Motorsport <i>J. MITCHELL</i>	1:48.650	16:09:07.243	2	BMW M6 GT3

Weather / Track : Cloudy / Dry

These results are provisional until the conclusion of any judicial and technical matters.

Snetterton 300

Circuit Length = 2.9689 miles

Start: 16:04 Flag 16:14 End: 16:17

Race Director : Peter Daly

Stewards :

Timekeeper :

## British GT Championship

### GT4 AM QUALIFYING - RACE 7 - CLASSIFICATION

POS	NO	CL	PIC	TEAM / DRIVERS	CAR	TIME	ON	LAPS	GAP	DIFF	MPH
1	15	GT4S	1	Multimatic Motorsports Europe Scott MAXWELL (CAN) / Seb PRIAULX (GBR)	Ford Mustang GT4	1:57.591	3	5			90.89
2	29	GT4PA	1	Steller Performance Richard WILLIAMS (GBR) / Sennan FIELDING (GBR)	Audi R8 LMS GT4	1:57.704	5	5	0.113	0.113	90.80
3	95	GT4S	2	TF Sport Josh PRICE (GBR) / Patrick KIBBLE (GBR)	Aston Martin V8 Vantage GT4	1:57.754	4	4	0.163	0.050	90.76
4	57	GT4S	3	HHC Motorsport Callum POINTON (GBR) / Dean MACDONALD (GBR)	McLaren 570S GT4	1:57.788	3	3	0.197	0.034	90.73
5	4 *	GT4S	4	Tolman Motorsport Josh SMITH (GBR) / James DORLIN (GBR)	McLaren 570S GT4	1:57.883	2	3	0.292	0.095	90.66
6	42	GT4S	5	Century Motorsport Mark KIMBER (GBR) / Jacob MATHIASSEN (DNK)	BMW M4 GT4	1:57.909	3	3	0.318	0.026	90.64
7	58	GT4S	6	HHC Motorsport Luke WILLIAMS (GBR) / Tom JACKSON (GBR)	McLaren 570S GT4	1:58.034	3	4	0.443	0.125	90.55
8	5	GT4S	7	Tolman Motorsport Lewis PROCTOR (GBR) / Jordan COLLARD (GBR)	McLaren 570S GT4	1:58.274	5	5	0.683	0.240	90.36
9	77	GT4PA	2	Fox Motorsport Mark MURFITT (GBR) / Michael BROADHURST (GBR)	Mercedes-AMG GT4	1:58.353	3	4	0.762	0.079	90.30
10	19	GT4PA	3	Multimatic Motorsports Europe Alistair MACKINNON (GBR) / Ben DEVLIN (GBR)	Ford Mustang GT4	1:58.464	5	5	0.873	0.111	90.22
11	35	GT4S	8	Optimum Motorsport Connor O'BRIEN (ROI) / Jack BUTEL (GBR)	Aston Martin V8 Vantage GT4	1:58.491	2	4	0.900	0.027	90.20
12	43 *	GT4S	9	Century Motorsport Andrew GORDON-COLEBROOKE (GBR) / Angus FENDER (GBR)	BMW M4 GT4	1:58.556	3	3	0.965	0.065	90.15
13	66	GT4PA	4	Team Parker Racing Nick JONES (GBR) / Scott MALVERN (GBR)	Mercedes-AMG GT4	1:58.562	4	4	0.971	0.006	90.14
14	97	GT4S	10	TF Sport Ashley HAND (GBR) / Tom CANNING (GBR)	Aston Martin V8 Vantage GT4	1:58.629	5	5	1.038	0.067	90.09
15	75	GT4S	11	Optimum Motorsport Mike ROBINSON (GBR) / Patrik MATTHIESEN (DNK)	Aston Martin V8 Vantage GT4	1:58.656	5	5	1.065	0.027	90.07
16	23	GT4S	12	RACE Performance Sam SMELT (GBR) / Arón TAYLOR-SMITH (ROI)	Ford Mustang GT4	1:58.695	5	5	1.104	0.039	90.04
17	11	GT4PA	5	Beechdean AMR Kelvin FLETCHER (GBR) / Martin PLOWMAN (GBR)	Aston Martin V8 Vantage GT4	1:59.063	3	3	1.472	0.368	89.76
18	20	GT4PA	6	Balfe Motorsport Graham JOHNSON (GBR) / Michael O'BRIEN (GBR)	McLaren 570S GT4	1:59.141	2	4	1.550	0.078	89.70
19	61	GT4S	13	Academy Motorsport Ben HURST (CAN) / Micah STANLEY (MCO)	Aston Martin V8 Vantage GT4	2:00.242	3	5	2.651	1.101	88.88
20	32	GT4PA	7	Track Focused Mike MCCOLLUM (GBR) / Sean COOPER (GBR)	KTM X-Bow GT4	2:00.498	4	5	2.907	0.256	88.69
21	44	GT4PA	8	Invictus Games Racing Paul VICE (GBR) / Matthew GEORGE (GBR)	Jaguar F-TYPE SVR GT4	2:00.845	4	5	3.254	0.347	88.44
22	62 *	GT4S	14	Academy Motorsport Alex TOTH-JONES (GBR) / Will MOORE (GBR)	Aston Martin V8 Vantage GT4	2:02.448	5	5	4.857	1.603	87.28
23	88 *	GT4PA	9	GT Marques Chris CAR (GBR) / Dino ZAMPARELLI (GBR)	Porsche 718 Cayman GT4 Club	2:03.194	4	5	5.603	0.746	86.75

No. 4, 43, 62, 88 - 1 Lap time disallowed; exceeding track limits.

Weather / Track : Cloudy / Dry

These results are provisional until the conclusion of any judicial and technical matters.

Snetterton 300

Circuit Length = 2.9689 miles

Start: 16:18 Flag 16:28 End: 16:31

Race Director : Peter Daly

Stewards :

Timekeeper :

Results can be found at [www.tsl-timing.com](http://www.tsl-timing.com)

Printed - 16:32 Saturday, 18 May 2019



# British GT Championship

## GT4 AM QUALIFYING - RACE 7 - CLASSIFICATION BY CLASS

### CLASS : GT4 - GT4S

POS	NO	TEAM / DRIVERS	CAR	TIME	ON	LAPS	GAP	DIFF	MPH
1	15	Multimatic Motorsports Europe () Scott MAXWELL (CAN) / Seb PRIAULX (GBR)	Ford Mustang GT4	1:57.591	3	5			90.89
2	95	TF Sport () Josh PRICE (GBR) / Patrick KIBBLE (GBR)	Aston Martin V8 Vantage GT4	1:57.754	4	4	0.163	0.163	90.76
3	57	HHC Motorsport () Callum POINTON (GBR) / Dean MACDONALD (GBR)	McLaren 570S GT4	1:57.788	3	3	0.197	0.034	90.73
4	4	Tolman Motorsport () Josh SMITH (GBR) / James DORLIN (GBR)	McLaren 570S GT4	1:57.883	2	3	0.292	0.095	90.66
5	42	Century Motorsport () Mark KIMBER (GBR) / Jacob MATHIASSEN (DNK)	BMW M4 GT4	1:57.909	3	3	0.318	0.026	90.64
6	58	HHC Motorsport () Luke WILLIAMS (GBR) / Tom JACKSON (GBR)	McLaren 570S GT4	1:58.034	3	4	0.443	0.125	90.55
7	5	Tolman Motorsport () Lewis PROCTOR (GBR) / Jordan COLLARD (GBR)	McLaren 570S GT4	1:58.274	5	5	0.683	0.240	90.36
8	35	Optimum Motorsport () Connor O'BRIEN (ROI) / Jack BUTEL (GBR)	Aston Martin V8 Vantage GT4	1:58.491	2	4	0.900	0.217	90.20
9	43	Century Motorsport () Andrew GORDON-COLEBROOKE (GBR) / Angus FENDER (GBR)	BMW M4 GT4	1:58.556	3	3	0.965	0.065	90.15
10	97	TF Sport () Ashley HAND (GBR) / Tom CANNING (GBR)	Aston Martin V8 Vantage GT4	1:58.629	5	5	1.038	0.073	90.09
11	75	Optimum Motorsport () Mike ROBINSON (GBR) / Patrik MATTHIESEN (DNK)	Aston Martin V8 Vantage GT4	1:58.656	5	5	1.065	0.027	90.07
12	23	RACE Performance () Sam SMELT (GBR) / Arón TAYLOR-SMITH (ROI)	Ford Mustang GT4	1:58.695	5	5	1.104	0.039	90.04
13	61	Academy Motorsport () Ben HURST (CAN) / Micah STANLEY (MCO)	Aston Martin V8 Vantage GT4	2:00.242	3	5	2.651	1.547	88.88
14	62	Academy Motorsport () Alex TOTH-JONES (GBR) / Will MOORE (GBR)	Aston Martin V8 Vantage GT4	2:02.448	5	5	4.857	2.206	87.28

### CLASS : GT4 - GT4PA

POS	NO	TEAM / DRIVERS	CAR	TIME	ON	LAPS	GAP	DIFF	MPH
1	29	Steller Performance () Richard WILLIAMS (GBR) / Sennan FIELDING (GBR)	Audi R8 LMS GT4	1:57.704	5	5			90.80
2	77	Fox Motorsport () Mark MURFITT (GBR) / Michael BROADHURST (GBR)	Mercedes-AMG GT4	1:58.353	3	4	0.649	0.649	90.30
3	19	Multimatic Motorsports Europe () Alistair MACKINNON (GBR) / Ben DEVLIN (GBR)	Ford Mustang GT4	1:58.464	5	5	0.760	0.111	90.22
4	66	Team Parker Racing () Nick JONES (GBR) / Scott MALVERN (GBR)	Mercedes-AMG GT4	1:58.562	4	4	0.858	0.098	90.14
5	11	Beechdean AMR () Kelvin FLETCHER (GBR) / Martin PLOWMAN (GBR)	Aston Martin V8 Vantage GT4	1:59.063	3	3	1.359	0.501	89.76
6	20	Balfe Motorsport () Graham JOHNSON (GBR) / Michael O'BRIEN (GBR)	McLaren 570S GT4	1:59.141	2	4	1.437	0.078	89.70
7	32	Track Focused () Mike MCCOLLUM (GBR) / Sean COOPER (GBR)	KTM X-Bow GT4	2:00.498	4	5	2.794	1.357	88.69
8	44	Invictus Games Racing () Paul VICE (GBR) / Matthew GEORGE (GBR)	Jaguar F-TYPE SVR GT4	2:00.845	4	5	3.141	0.347	88.44
9	88	GT Marques () Chris CAR (GBR) / Dino ZAMPARELLI (GBR)	Porsche 718 Cayman GT4 Clubsport	2:03.194	4	5	5.490	2.349	86.75

No. 4, 43, 62, 88 - 1 Lap time disallowed; exceeding track limits.

Weather / Track : Cloudy / Dry

These results are provisional until the conclusion of any judicial and technical matters.

Snetterton 300

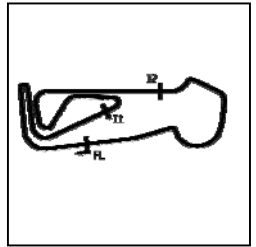
Circuit Length = 2.9689 miles

Start: 16:18 Flag 16:28 End: 16:31

Race Director : Peter Daly	Stewards :	Timekeeper :
----------------------------	------------	--------------

# British GT Championship

## GT4 AM QUALIFYING - RACE 7 - SECTOR ANALYSIS



SECTOR 1 = FL to I1, SECTOR 2 = I1 to I2, SECTOR 3 = I2 to FL, DIFF = Difference To Personal Best Lap, P = Crossed Finish Line in Pit Lane, D = Time Disallowed

P1 15 GT4S		Multimatic Motorsports Europe					Ford Mustang GT4				
IDEAL LAP TIME : 1:57.472		BEST LAP TIME : 1:57.591					DIFFERENCE : 0.119				
D1: Scott MAXWELL		D2: Seb PRIAULX									
LAP	SECTOR 1	SECTOR 2		SECTOR 3		LAP TIME	MPH	DIFF	TIME OF DAY		
1 - D1	OUTLAP	117.7	43.772	136.9	39.676	124.0	2:04.993	85.50	7.402	16:20:12.606	
2 - D1	36.892	118.9	42.090	<b>138.3</b>	39.000	124.0	1:57.982 (3)	90.59	0.391	16:22:10.588	
<b>3 - D1</b>	<b>36.820</b>	<b>120.2</b>	41.975	137.7	<b>38.796</b>	124.0	<b>1:57.591 (1)</b>	<b>90.89</b>		<b>16:24:08.179</b>	
4 - D1	40.111	112.2	51.940	80.1	46.560	<b>124.5</b>	2:18.611	77.10	21.020	16:26:26.790	
5 - D1	37.012	118.9	<b>41.856</b>	137.7	38.945	123.8	1:57.813 (2)	90.72	0.222	16:28:24.603	

P2 29 GT4PA		Steller Performance					Audi R8 LMS GT4				
IDEAL LAP TIME : 1:57.704		BEST LAP TIME : 1:57.704					DIFFERENCE : 0.000				
D1: Richard WILLIAMS		D2: Sennan FIELDING									
LAP	SECTOR 1	SECTOR 2		SECTOR 3		LAP TIME	MPH	DIFF	TIME OF DAY		
1 - D1	OUTLAP	114.5	46.328	122.4	41.418	124.2	2:13.647	79.97	15.943	16:20:23.399	
2 - D1	37.283	120.6	42.502	138.6	39.436	124.2	1:59.221	89.64	1.517	16:22:22.620	
3 - D1	37.248	120.4	41.938	138.6	38.971	124.2	1:58.157 (2)	90.45	0.453	16:24:20.777	
4 - D1	37.257	120.4	41.832	<b>138.9</b>	39.134	<b>124.7</b>	1:58.223 (3)	90.40	0.519	16:26:19.000	
<b>5 - D1</b>	<b>36.978</b>	<b>121.1</b>	<b>41.800</b>	138.3	<b>38.926</b>	124.2	<b>1:57.704 (1)</b>	<b>90.80</b>		<b>16:28:16.704</b>	

P3 95 GT4S		TF Sport					Aston Martin V8 Vantage GT4				
IDEAL LAP TIME : 1:57.716		BEST LAP TIME : 1:57.754					DIFFERENCE : 0.038				
D1: Josh PRICE		D2: Patrick KIBBLE									
LAP	SECTOR 1	SECTOR 2		SECTOR 3		LAP TIME	MPH	DIFF	TIME OF DAY		
1 - D1	OUTLAP	119.4	42.716	136.6	39.535	122.9	2:04.495	85.85	6.741	16:21:07.841	
2 - D1	<b>36.982</b>	119.4	41.944	136.6	38.898	122.6	1:57.824 (2)	90.71	0.070	16:23:05.665	
3 - D1	36.985	119.1	42.056	136.9	38.996	123.1	1:58.037 (3)	90.54	0.283	16:25:03.702	
<b>4 - D1</b>	37.020	<b>119.8</b>	<b>41.899</b>	<b>137.5</b>	<b>38.835</b>	<b>123.5</b>	<b>1:57.754 (1)</b>	<b>90.76</b>		<b>16:27:01.456</b>	

P4 57 GT4S		HHC Motorsport					McLaren 570S GT4				
IDEAL LAP TIME : 1:57.676		BEST LAP TIME : 1:57.788					DIFFERENCE : 0.112				
D1: Callum POINTON		D2: Dean MACDONALD									
LAP	SECTOR 1	SECTOR 2		SECTOR 3		LAP TIME	MPH	DIFF	TIME OF DAY		
1 - D1	OUTLAP	118.3	43.505	128.5	46.381	<b>126.6</b>	2:11.760	81.11	13.972	16:21:29.411	
2 - D1	37.090	121.5	42.156	139.8	<b>38.984</b>	126.3	1:58.230 (2)	90.40	0.442	16:23:27.641	
<b>3 - D1</b>	<b>36.771</b>	<b>121.7</b>	<b>41.921</b>	<b>140.6</b>	39.096	126.1	<b>1:57.788 (1)</b>	<b>90.73</b>		<b>16:25:25.429</b>	

P5 4 GT4S		Tolman Motorsport					McLaren 570S GT4				
IDEAL LAP TIME : 1:57.883		BEST LAP TIME : 1:57.883					DIFFERENCE : 0.000				
D1: Josh SMITH		D2: James DORLIN									
LAP	SECTOR 1	SECTOR 2		SECTOR 3		LAP TIME	MPH	DIFF	TIME OF DAY		
1 - D1	OUTLAP	94.3	45.215	137.7	39.728	<b>124.2</b>	2:09.307	82.65	11.424	16:21:54.497	
<b>2 - D1</b>	<b>37.137</b>	119.1	<b>41.912</b>	<b>138.0</b>	<b>38.834</b>	<b>124.2</b>	<b>1:57.883 (1)</b>	<b>90.66</b>		<b>16:23:52.380</b>	
3 - D1	37.678	118.5	42.577	137.7	39.350	<b>124.2</b>	1:59.605 D	89.36	1.722	16:25:51.985	

P6 42 GT4S		Century Motorsport					BMW M4 GT4				
IDEAL LAP TIME : 1:57.898		BEST LAP TIME : 1:57.909					DIFFERENCE : 0.011				
D1: Mark KIMBER		D2: Jacob MATHIASSEN									
LAP	SECTOR 1	SECTOR 2		SECTOR 3		LAP TIME	MPH	DIFF	TIME OF DAY		
1 - D1	OUTLAP	118.3	42.616	139.5	44.982	124.2	2:09.806	82.33	11.897	16:21:18.528	
2 - D1	37.013	120.4	<b>41.981</b>	138.9	39.446	124.9	1:58.440 (2)	90.24	0.531	16:23:16.968	
<b>3 - D1</b>	<b>36.853</b>	120.2	41.992	<b>139.8</b>	<b>39.064</b>	<b>125.4</b>	<b>1:57.909 (1)</b>	<b>90.64</b>		<b>16:25:14.877</b>	

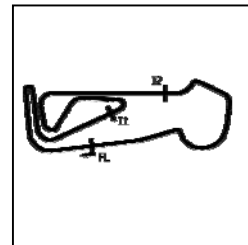
P7 58 GT4S		HHC Motorsport					McLaren 570S GT4				
IDEAL LAP TIME : 1:57.875		BEST LAP TIME : 1:58.034					DIFFERENCE : 0.159				
D1: Luke WILLIAMS		D2: Tom JACKSON									
LAP	SECTOR 1	SECTOR 2		SECTOR 3		LAP TIME	MPH	DIFF	TIME OF DAY		
1 - D1	OUTLAP	71.1	46.510	<b>139.2</b>	41.605	124.2	2:20.267	76.19	22.233	16:21:42.659	

Weather / Track : Cloudy / Dry

Snetterton 300  
Circuit Length = 2.9689 miles  
Start: 16:18 Flag 16:28 End: 16:31

# British GT Championship

## GT4 AM QUALIFYING - RACE 7 - SECTOR ANALYSIS



SECTOR 1 = FL to I1, SECTOR 2 = I1 to I2, SECTOR 3 = I2 to FL, DIFF = Difference To Personal Best Lap, P = Crossed Finish Line in Pit Lane, D = Time Disallowed

2 - D1	37.131	119.6	42.163	138.9	<b>38.968</b>	125.2	1:58.262 (2)	90.37	0.228	16:23:40.921
<b>3 - D1</b>	<b>36.866</b>	121.3	42.100	<b>139.2</b>	39.068	<b>125.6</b>	<b>1:58.034 (1)</b>	<b>90.55</b>		<b>16:25:38.955</b>
4 - D1	37.660	118.7	42.751	138.6	39.428	125.4	1:59.839 (3)	89.18	1.805	16:27:38.794

<b>P8</b>	<b>5 GT4S</b>	<b>Tolman Motorsport</b>					<b>McLaren 570S GT4</b>			
IDEAL LAP TIME : 1:58.124		BEST LAP TIME : 1:58.274		DIFFERENCE : 0.150						
D1: Lewis PROCTOR		D2: Jordan COLLARD								
LAP	SECTOR 1	SECTOR 2	SECTOR 3	LAP TIME	MPH	DIFF	TIME OF DAY			
1 - D1	OUTLAP	64.2	1:00.014	84.7	44.143	124.2	2:36.859	68.13	38.585	16:20:55.706
2 - D1	37.443	120.9	42.146	138.3	<b>39.014</b>	124.9	1:58.603 (3)	90.11	0.329	16:22:54.309
3 - D1	37.157	<b>121.1</b>	<b>42.023</b>	<b>139.2</b>	39.101	<b>125.6</b>	1:58.281 (2)	90.36	0.007	16:24:52.590
4 - D1	38.180	118.7	43.257	137.5	40.232	124.9	2:01.669	87.84	3.395	16:26:54.259
<b>5 - D1</b>	<b>37.087</b>	<b>121.1</b>	42.091	138.3	39.096	124.9	<b>1:58.274 (1)</b>	<b>90.36</b>		<b>16:28:52.533</b>

<b>P9</b>	<b>77 GT4PA</b>	<b>Fox Motorsport</b>					<b>Mercedes-AMG GT4</b>			
IDEAL LAP TIME : 1:58.202		BEST LAP TIME : 1:58.353		DIFFERENCE : 0.151						
D1: Mark MURFITT		D2: Michael BROADHURST								
LAP	SECTOR 1	SECTOR 2	SECTOR 3	LAP TIME	MPH	DIFF	TIME OF DAY			
1 - D1	OUTLAP	117.5	44.775	119.6	41.948	<b>126.3</b>	2:10.704	81.77	12.351	16:21:22.626
2 - D1	37.121	121.1	<b>41.720</b>	<b>140.3</b>	39.797	125.6	1:58.638 (2)	90.08	0.285	16:23:21.264
<b>3 - D1</b>	<b>36.908</b>	<b>121.3</b>	41.871	140.1	<b>39.574</b>	125.2	<b>1:58.353 (1)</b>	<b>90.30</b>		<b>16:25:19.617</b>
4 - D1	37.048	121.1	42.110	139.8	40.267	125.9	1:59.425 (3)	89.49	1.072	16:27:19.042

<b>P10</b>	<b>19 GT4PA</b>	<b>Multimatic Motorsports Europe</b>					<b>Ford Mustang GT4</b>			
IDEAL LAP TIME : 1:58.298		BEST LAP TIME : 1:58.464		DIFFERENCE : 0.166						
D1: Alistair MACKINNON		D2: Ben DEVLIN								
LAP	SECTOR 1	SECTOR 2	SECTOR 3	LAP TIME	MPH	DIFF	TIME OF DAY			
1 - D1	OUTLAP	115.1	43.574	131.5	40.123	<b>125.9</b>	2:07.827	83.61	9.363	16:20:14.427
2 - D1	37.320	121.1	42.484	<b>139.8</b>	39.998	125.2	1:59.802	89.21	1.338	16:22:14.229
3 - D1	37.095	<b>121.3</b>	42.414	<b>139.8</b>	39.668	125.4	1:59.177 (3)	89.68	0.713	16:24:13.406
4 - D1	37.055	116.7	42.754	139.5	<b>39.320</b>	124.9	1:59.129 (2)	89.71	0.665	16:26:12.535
<b>5 - D1</b>	<b>36.853</b>	121.1	<b>42.125</b>	139.5	39.486	125.2	<b>1:58.464 (1)</b>	<b>90.22</b>		<b>16:28:10.999</b>

<b>P11</b>	<b>35 GT4S</b>	<b>Optimum Motorsport</b>					<b>Aston Martin V8 Vantage GT4</b>			
IDEAL LAP TIME : 1:58.461		BEST LAP TIME : 1:58.491		DIFFERENCE : 0.030						
D1: Connor O'BRIEN		D2: Jack BUTEL								
LAP	SECTOR 1	SECTOR 2	SECTOR 3	LAP TIME	MPH	DIFF	TIME OF DAY			
1 - D1	OUTLAP	84.4	49.444	96.8	41.588	<b>123.5</b>	2:16.590	78.24	18.099	16:21:59.267
<b>2 - D1</b>	<b>37.108</b>	118.9	<b>42.104</b>	136.9	39.279	122.9	<b>1:58.491 (1)</b>	<b>90.20</b>		<b>16:23:57.758</b>
3 - D1	37.211	118.3	42.382	137.2	39.456	<b>123.5</b>	1:59.049 (3)	89.77	0.558	16:25:56.807
4 - D1	37.425	<b>119.6</b>	42.160	137.2	<b>39.249</b>	123.1	1:58.834 (2)	89.94	0.343	16:27:55.641

<b>P12</b>	<b>43 GT4S</b>	<b>Century Motorsport</b>					<b>BMW M4 GT4</b>			
IDEAL LAP TIME : 1:58.556		BEST LAP TIME : 1:58.556		DIFFERENCE : 0.000						
D1: Andrew GORDON-COLEB		D2: Angus FENDER								
LAP	SECTOR 1	SECTOR 2	SECTOR 3	LAP TIME	MPH	DIFF	TIME OF DAY			
1 - D1	OUTLAP	117.9	43.848	138.0	42.502	124.5	2:12.811	80.47	14.255	16:21:33.122
2 - D1	37.395	119.6	42.586	138.6	39.349	<b>125.2</b>	1:59.330 D	89.56	0.774	16:23:32.452
<b>3 - D1</b>	<b>37.157</b>	119.8	<b>42.186</b>	139.2	<b>39.213</b>	124.9	<b>1:58.556 (1)</b>	<b>90.15</b>		<b>16:25:31.008</b>

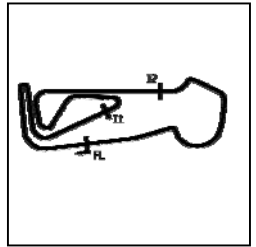
<b>P13</b>	<b>66 GT4PA</b>	<b>Team Parker Racing</b>					<b>Mercedes-AMG GT4</b>			
IDEAL LAP TIME : 1:58.277		BEST LAP TIME : 1:58.562		DIFFERENCE : 0.285						
D1: Nick JONES		D2: Scott MALVERN								
LAP	SECTOR 1	SECTOR 2	SECTOR 3	LAP TIME	MPH	DIFF	TIME OF DAY			
1 - D1	OUTLAP	91.5	47.639	138.3	40.683	<b>124.9</b>	2:13.208	80.23	14.646	16:20:35.120
2 - D1	37.279	119.1	42.093	<b>139.8</b>	39.724	<b>124.9</b>	1:59.096 (3)	89.74	0.534	16:22:34.216
3 - D1	37.787	119.6	<b>41.700</b>	139.5	<b>39.357</b>	124.7	1:58.844 (2)	89.93	0.282	16:24:33.060
<b>4 - D1</b>	<b>37.220</b>	120.2	41.934	138.6	39.408	<b>124.9</b>	<b>1:58.562 (1)</b>	<b>90.14</b>		<b>16:26:31.622</b>

Weather / Track : Cloudy / Dry

Snetterton 300  
Circuit Length = 2.9689 miles  
Start: 16:18 Flag 16:28 End: 16:31

# British GT Championship

## GT4 AM QUALIFYING - RACE 7 - SECTOR ANALYSIS



SECTOR 1 = FL to I1, SECTOR 2 = I1 to I2, SECTOR 3 = I2 to FL, DIFF = Difference To Personal Best Lap, P = Crossed Finish Line in Pit Lane, D = Time Disallowed

P14 97 GT4S TF Sport		Aston Martin V8 Vantage GT4									
IDEAL LAP TIME : 1:58.629		BEST LAP TIME : 1:58.629		DIFFERENCE : 0.000							
D1: Ashley HAND		D2: Tom CANNING									
LAP	SECTOR 1	SECTOR 2		SECTOR 3		LAP TIME	MPH	DIFF	TIME OF DAY		
1 - D1	OUTLAP	85.4	47.922	96.0	41.315	<b>123.8</b>	2:14.088	79.70	15.459	16:20:57.128	
2 - D1	37.375	119.1	42.174	<b>137.2</b>	39.692	123.3	1:59.241 (3)	89.63	0.612	16:22:56.369	
3 - D1	37.216	<b>119.4</b>	42.214	<b>137.2</b>	39.541	123.3	1:58.971 (2)	89.83	0.342	16:24:55.340	
4 - D1	37.303	118.5	42.535	<b>137.2</b>	40.232	123.5	2:00.070	89.01	1.441	16:26:55.410	
5 - D1	<b>37.166</b>	119.1	<b>42.159</b>	<b>137.2</b>	<b>39.304</b>	123.5	<b>1:58.629 (1)</b>	<b>90.09</b>		<b>16:28:54.039</b>	

P15 75 GT4S Optimum Motorsport		Aston Martin V8 Vantage GT4									
IDEAL LAP TIME : 1:58.466		BEST LAP TIME : 1:58.656		DIFFERENCE : 0.190							
D1: Mike ROBINSON		D2: Patrik MATTHIESEN									
LAP	SECTOR 1	SECTOR 2		SECTOR 3		LAP TIME	MPH	DIFF	TIME OF DAY		
1 - D1	OUTLAP	87.2	48.332	118.9	42.352	121.5	2:20.472	76.08	21.816	16:21:58.408	
2 - D1	<b>37.157</b>	117.5	42.230	135.0	39.292	121.1	1:58.679 (2)	90.05	0.023	16:23:57.087	
3 - D1	37.259	<b>118.3</b>	42.294	134.7	<b>39.284</b>	<b>122.0</b>	1:58.837	89.93	0.181	16:25:55.924	
4 - D1	37.243	118.1	<b>42.025</b>	135.5	39.430	121.3	1:58.698 (3)	90.04	0.042	16:27:54.622	
5 - D1	37.185	117.7	42.080	<b>135.8</b>	39.391	120.9	<b>1:58.656 (1)</b>	<b>90.07</b>		<b>16:29:53.278</b>	

P16 23 GT4S RACE Performance		Ford Mustang GT4									
IDEAL LAP TIME : 1:58.695		BEST LAP TIME : 1:58.695		DIFFERENCE : 0.000							
D1: Sam SMELT		D2: Árón TAYLOR-SMITH									
LAP	SECTOR 1	SECTOR 2		SECTOR 3		LAP TIME	MPH	DIFF	TIME OF DAY		
1 - D1	OUTLAP	107.7	45.029	136.9	39.804	124.2	2:09.171	82.74	10.476	16:20:13.599	
2 - D1	37.647	118.9	42.695	<b>139.5</b>	39.487	124.0	1:59.829	89.19	1.134	16:22:13.428	
3 - D1	<b>37.331</b>	<b>119.4</b>	42.572	139.2	39.278	124.5	1:59.181 (3)	89.67	0.486	16:24:12.609	
4 - D1	37.427	118.7	42.279	138.9	39.299	124.0	1:59.005 (2)	89.81	0.310	16:26:11.614	
5 - D1	<b>37.331</b>	118.7	<b>42.223</b>	137.7	<b>39.141</b>	<b>124.7</b>	<b>1:58.695 (1)</b>	<b>90.04</b>		<b>16:28:10.309</b>	

P17 11 GT4PA Beechdean AMR		Aston Martin V8 Vantage GT4									
IDEAL LAP TIME : 1:58.798		BEST LAP TIME : 1:59.063		DIFFERENCE : 0.265							
D1: Kelvin FLETCHER		D2: Martin PLOWMAN									
LAP	SECTOR 1	SECTOR 2		SECTOR 3		LAP TIME	MPH	DIFF	TIME OF DAY		
1 - D1	OUTLAP	92.6	48.672	86.7	47.343	<b>125.2</b>	2:21.944	75.29	22.881	16:21:02.890	
2 - D1	<b>37.251</b>	119.4	<b>42.146</b>	138.3	39.808	124.5	1:59.205 (2)	89.66	0.142	16:23:02.095	
3 - D1	37.349	119.8	42.313	<b>138.6</b>	<b>39.401</b>	<b>125.2</b>	<b>1:59.063 (1)</b>	<b>89.76</b>		<b>16:25:01.158</b>	

P18 20 GT4PA Balfe Motorsport		McLaren 570S GT4									
IDEAL LAP TIME : 1:58.823		BEST LAP TIME : 1:59.141		DIFFERENCE : 0.318							
D1: Graham JOHNSON		D2: Michael O'BRIEN									
LAP	SECTOR 1	SECTOR 2		SECTOR 3		LAP TIME	MPH	DIFF	TIME OF DAY		
1 - D1	OUTLAP	85.7	44.854	138.6	40.700	124.7	2:13.082	80.31	13.941	16:21:37.441	
2 - D1	37.354	120.4	<b>42.228</b>	139.5	<b>39.559</b>	124.2	<b>1:59.141 (1)</b>	<b>89.70</b>		<b>16:23:36.582</b>	
3 - D1	<b>37.036</b>	<b>120.9</b>	42.260	<b>140.3</b>	39.853	124.5	1:59.149 (2)	89.70	0.008	16:25:35.731	
4 - D1	37.334	120.6	42.471	139.2	39.601	<b>124.9</b>	1:59.406 (3)	89.51	0.265	16:27:35.137	

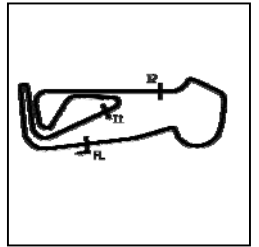
P19 61 GT4S Academy Motorsport		Aston Martin V8 Vantage GT4									
IDEAL LAP TIME : 1:59.690		BEST LAP TIME : 2:00.242		DIFFERENCE : 0.552							
D1: Ben HURST		D2: Micah STANLEY									
LAP	SECTOR 1	SECTOR 2		SECTOR 3		LAP TIME	MPH	DIFF	TIME OF DAY		
1 - D1	OUTLAP	94.2	54.178	67.9	47.816	122.2	2:30.256	71.13	30.014	16:20:44.877	
2 - D1	37.717	118.3	<b>42.392</b>	136.6	54.433	108.9	2:14.542	79.44	14.300	16:22:59.419	
3 - D1	37.973	<b>118.7</b>	42.396	136.3	<b>39.873</b>	<b>123.5</b>	<b>2:00.242 (1)</b>	<b>88.88</b>		<b>16:24:59.661</b>	
4 - D1	<b>37.425</b>	<b>118.7</b>	42.650	136.3	40.588	123.3	2:00.663 (3)	88.57	0.421	16:27:00.324	
5 - D1	37.746	118.5	42.662	<b>136.9</b>	40.164	123.1	2:00.572 (2)	88.64	0.330	16:29:00.896	

Weather / Track : Cloudy / Dry

Snetterton 300  
Circuit Length = 2.9689 miles  
Start: 16:18 Flag 16:28 End: 16:31

# British GT Championship

## GT4 AM QUALIFYING - RACE 7 - SECTOR ANALYSIS



SECTOR 1 = FL to I1, SECTOR 2 = I1 to I2, SECTOR 3 = I2 to FL, DIFF = Difference To Personal Best Lap, P = Crossed Finish Line in Pit Lane, D = Time Disallowed

P20 32 GT4PA Track Focused		KTM X-Bow GT4									
IDEAL LAP TIME : 1:59.613		BEST LAP TIME : 2:00.498			DIFFERENCE : 0.885						
D1: Mike MCCOLLUM		D2: Sean COOPER									
LAP		SECTOR 1		SECTOR 2		SECTOR 3		LAP TIME	MPH	DIFF	TIME OF DAY
1 - D1	OUTLAP	78.3		54.830	70.2	47.702	<b>121.3</b>	2:30.070	71.22	29.572	16:20:46.098
2 - D1		<b>37.346</b>	<b>117.9</b>	42.786	<b>135.2</b>	40.657	119.6	2:00.789	88.48	0.291	16:22:46.887
3 - D1		37.680	117.1	42.732	133.9	40.248	119.4	2:00.660 (3)	88.58	0.162	16:24:47.547
<b>4 - D1</b>		38.122	115.9	42.627	133.1	<b>39.749</b>	119.4	<b>2:00.498 (1)</b>	<b>88.69</b>		<b>16:26:48.045</b>
5 - D1		38.013	116.3	<b>42.518</b>	133.1	40.093	118.5	2:00.624 (2)	88.60	0.126	16:28:48.669

P21 44 GT4PA Invictus Games Racing		Jaguar F-TYPE SVR GT4									
IDEAL LAP TIME : 2:00.671		BEST LAP TIME : 2:00.845			DIFFERENCE : 0.174						
D1: Paul VICE		D2: Matthew GEORGE									
LAP		SECTOR 1		SECTOR 2		SECTOR 3		LAP TIME	MPH	DIFF	TIME OF DAY
1 - D1	OUTLAP	112.0		49.925	133.1	46.180	<b>127.8</b>	2:25.033	73.69	24.188	16:20:38.206
2 - D1		38.320	<b>121.3</b>	42.910	141.5	40.095	126.6	2:01.325 (2)	88.09	0.480	16:22:39.531
3 - D1		38.503	<b>121.3</b>	<b>42.607</b>	<b>141.8</b>	42.630	127.3	2:03.740	86.37	2.895	16:24:43.271
<b>4 - D1</b>		<b>38.001</b>	<b>121.3</b>	42.781	141.2	<b>40.063</b>	126.6	<b>2:00.845 (1)</b>	<b>88.44</b>		<b>16:26:44.116</b>
5 - D1		38.075	<b>121.3</b>	42.757	141.5	40.639	126.1	2:01.471 (3)	87.98	0.626	16:28:45.587

P22 62 GT4S Academy Motorsport		Aston Martin V8 Vantage GT4									
IDEAL LAP TIME : 1:58.307		BEST LAP TIME : 2:02.448			DIFFERENCE : 4.141						
D1: Alex TOTH-JONES		D2: Will MOORE									
LAP		SECTOR 1		SECTOR 2		SECTOR 3		LAP TIME	MPH	DIFF	TIME OF DAY
1 - D1	OUTLAP	92.5		55.845	70.8	48.267	<b>123.8</b>	2:32.026	70.30	29.578	16:20:49.321
2 - D1		37.200	118.9	41.959	<b>137.2</b>	44.963	123.1	2:04.122 (2)	86.10	1.674	16:22:53.443
3 - D1		<b>37.199</b>	<b>119.1</b>	<b>41.944</b>	136.9	<b>39.164</b>	123.5	<del>1:58.307</del> D	90.34		16:24:51.750
4 - D1		43.353	95.8	48.481	104.0	42.651	<b>123.8</b>	2:14.485 (3)	79.47	12.037	16:27:06.235
<b>5 - D1</b>		37.320	<b>119.1</b>	43.688	118.7	41.440	122.6	<b>2:02.448 (1)</b>	<b>87.28</b>		<b>16:29:08.683</b>

P23 88 GT4PA GT Marques		Porsche 718 Cayman GT4 Clubsport									
IDEAL LAP TIME : 2:02.866		BEST LAP TIME : 2:03.194			DIFFERENCE : 0.328						
D1: Chris CAR		D2: Dino ZAMPARELLI									
LAP		SECTOR 1		SECTOR 2		SECTOR 3		LAP TIME	MPH	DIFF	TIME OF DAY
1 - D1	OUTLAP	100.0		47.042	127.3	43.936	123.5	2:19.005	76.88	15.811	16:20:29.705
2 - D1		38.867	118.7	44.037	138.6	41.445	123.1	2:04.349 (3)	85.95	1.155	16:22:34.054
3 - D1		39.078	<b>120.0</b>	43.734	<b>138.9</b>	41.874	123.3	<del>2:04.686</del> D	85.71	1.492	16:24:38.740
<b>4 - D1</b>		<b>38.151</b>	119.8	<b>43.481</b>	<b>138.9</b>	41.562	124.2	<b>2:03.194 (1)</b>	<b>86.75</b>		<b>16:26:41.934</b>
5 - D1		38.373	119.8	43.728	138.6	<b>41.234</b>	<b>124.5</b>	2:03.335 (2)	86.65	0.141	16:28:45.269

Weather / Track : Cloudy / Dry

Snetterton 300  
Circuit Length = 2.9689 miles  
Start: 16:18 Flag 16:28 End: 16:31



# British GT Championship

## GT4 AM QUALIFYING - RACE 7 - BEST SECTORS

SECTOR 1			SECTOR 2			SECTOR 3			IDEAL / BEST COMPARISON						
POS	NO	NAME	TIME	NO	NAME	TIME	NO	NAME	TIME	POS	NO	NAME	IDEAL	BEST	DIFF
													<b>PERFECT LAP</b>	<b>1:57.267</b>	
1	57	HHC Motorsport	36.771	66	Team Parker Racing	41.700	15	Multimatic Motorspo	38.796	1	15	Multimatic Motorsports	1:57.472	1:57.591	0.119
2	15	Multimatic Motorspo	36.820	77	Fox Motorsport	41.720	4	Tolman Motorsport	38.834	2	57	HHC Motorsport	1:57.676	1:57.788	0.112
3	42	Century Motorsport	36.853	29	Steller Performance	41.800	95	TF Sport	38.835	3	29	Steller Performance	1:57.704	1:57.704	0.000
4	19	Multimatic Motorspo	36.853	15	Multimatic Motorspo	41.856	29	Steller Performance	38.926	4	95	TF Sport	1:57.716	1:57.754	0.038
5	58	HHC Motorsport	36.866	95	TF Sport	41.899	58	HHC Motorsport	38.968	5	58	HHC Motorsport	1:57.875	1:58.034	0.159
6	77	Fox Motorsport	36.908	4	Tolman Motorsport	41.912	57	HHC Motorsport	38.984	6	4	Tolman Motorsport	1:57.883	1:57.883	0.000
7	29	Steller Performance	36.978	57	HHC Motorsport	41.921	5	Tolman Motorsport	39.014	7	42	Century Motorsport	1:57.898	1:57.909	0.011
8	95	TF Sport	36.982	62	Academy Motorspor	41.944	42	Century Motorsport	39.064	8	5	Tolman Motorsport	1:58.124	1:58.274	0.150
9	20	Balfe Motorsport	37.036	42	Century Motorsport	41.981	23	RACE Performance	39.141	9	77	Fox Motorsport	1:58.202	1:58.353	0.151
10	5	Tolman Motorsport	37.087	5	Tolman Motorsport	42.023	62	Academy Motorspor	39.164	10	66	Team Parker Racing	1:58.277	1:58.562	0.285
11	35	Optimum Motorspor	37.108	75	Optimum Motorspor	42.025	43	Century Motorsport	39.213	11	19	Multimatic Motorsports	1:58.298	1:58.464	0.166
12	4	Tolman Motorsport	37.137	58	HHC Motorsport	42.041	35	Optimum Motorspor	39.249	12	62	Academy Motorsport	1:58.307	2:02.448	4.141
13	43	Century Motorsport	37.157	35	Optimum Motorspor	42.104	75	Optimum Motorspor	39.284	13	35	Optimum Motorsport	1:58.461	1:58.491	0.030
14	75	Optimum Motorspor	37.157	19	Multimatic Motorspo	42.125	97	TF Sport	39.304	14	75	Optimum Motorsport	1:58.466	1:58.656	0.190
15	97	TF Sport	37.166	11	Beechdean AMR	42.146	19	Multimatic Motorspo	39.320	15	43	Century Motorsport	1:58.556	1:58.556	0.000
16	62	Academy Motorspor	37.199	97	TF Sport	42.159	66	Team Parker Racing	39.357	16	97	TF Sport	1:58.629	1:58.629	0.000
17	66	Team Parker Racing	37.220	43	Century Motorsport	42.186	11	Beechdean AMR	39.401	17	23	RACE Performance	1:58.695	1:58.695	0.000
18	11	Beechdean AMR	37.251	23	RACE Performance	42.223	20	Balfe Motorsport	39.559	18	11	Beechdean AMR	1:58.798	1:59.063	0.265
19	23	RACE Performance	37.331	20	Balfe Motorsport	42.228	77	Fox Motorsport	39.574	19	20	Balfe Motorsport	1:58.823	1:59.141	0.318
20	32	Track Focused	37.346	61	Academy Motorspor	42.392	32	Track Focused	39.749	20	32	Track Focused	1:59.613	2:00.498	0.885
21	61	Academy Motorspor	37.425	32	Track Focused	42.518	61	Academy Motorspor	39.873	21	61	Academy Motorsport	1:59.690	2:00.242	0.552
22	44	Invictus Games Rac	38.001	44	Invictus Games Rac	42.607	44	Invictus Games Rac	40.063	22	44	Invictus Games Rac	2:00.671	2:00.845	0.174
23	88	GT Marques	38.151	88	GT Marques	43.481	88	GT Marques	41.234	23	88	GT Marques	2:02.866	2:03.194	0.328

Weather / Track : Cloudy / Dry

Results can be found at [www.tsl-timing.com](http://www.tsl-timing.com)

Snetterton 300

Circuit Length = 2.9689 miles

Start: 16:18 Flag 16:28 End: 16:31

Printed - 16:37 Saturday, 18 May 2019

# British GT Championship

## GT4 AM QUALIFYING - RACE 7 - BEST SPEEDS

POS	INTERMEDIATE 1			INTERMEDIATE 2			FINISH LINE		
	NO	NAME	MPH	NO	NAME	MPH	NO	NAME	MPH
1	57	HHC Motorsport	121.7	44	Invictus Games Racing	141.8	44	Invictus Games Racing	127.8
2	58	HHC Motorsport	121.7	57	HHC Motorsport	140.6	57	HHC Motorsport	126.6
3	77	Fox Motorsport	121.3	77	Fox Motorsport	140.3	77	Fox Motorsport	126.3
4	19	Multimatic Motorsports Europe	121.3	20	Balfe Motorsport	140.3	19	Multimatic Motorsports Europe	125.9
5	44	Invictus Games Racing	121.3	42	Century Motorsport	139.8	58	HHC Motorsport	125.6
6	29	Steller Performance	121.1	19	Multimatic Motorsports Europe	139.8	5	Tolman Motorsport	125.6
7	5	Tolman Motorsport	121.1	66	Team Parker Racing	139.8	42	Century Motorsport	125.4
8	20	Balfe Motorsport	120.9	43	Century Motorsport	139.5	43	Century Motorsport	125.2
9	42	Century Motorsport	120.6	23	RACE Performance	139.5	11	Beechdean AMR	125.2
10	11	Beechdean AMR	120.6	58	HHC Motorsport	139.2	66	Team Parker Racing	124.9
11	43	Century Motorsport	120.4	5	Tolman Motorsport	139.2	20	Balfe Motorsport	124.9
12	66	Team Parker Racing	120.4	29	Steller Performance	138.9	29	Steller Performance	124.7
13	15	Multimatic Motorsports Europe	120.2	88	GT Marques	138.9	23	RACE Performance	124.7
14	4	Tolman Motorsport	120.0	11	Beechdean AMR	138.6	15	Multimatic Motorsports Europe	124.5
15	88	GT Marques	120.0	15	Multimatic Motorsports Europe	138.3	88	GT Marques	124.5
16	95	TF Sport	119.8	4	Tolman Motorsport	138.0	4	Tolman Motorsport	124.2
17	35	Optimum Motorsport	119.6	95	TF Sport	137.5	97	TF Sport	123.8
18	97	TF Sport	119.4	35	Optimum Motorsport	137.5	62	Academy Motorsport	123.8
19	23	RACE Performance	119.4	97	TF Sport	137.2	95	TF Sport	123.5
20	62	Academy Motorsport	119.1	62	Academy Motorsport	137.2	35	Optimum Motorsport	123.5
21	61	Academy Motorsport	118.7	61	Academy Motorsport	136.9	61	Academy Motorsport	123.5
22	75	Optimum Motorsport	118.3	75	Optimum Motorsport	135.8	75	Optimum Motorsport	122.0
23	32	Track Focused	117.9	32	Track Focused	135.2	32	Track Focused	121.3

Weather / Track : Cloudy / Dry

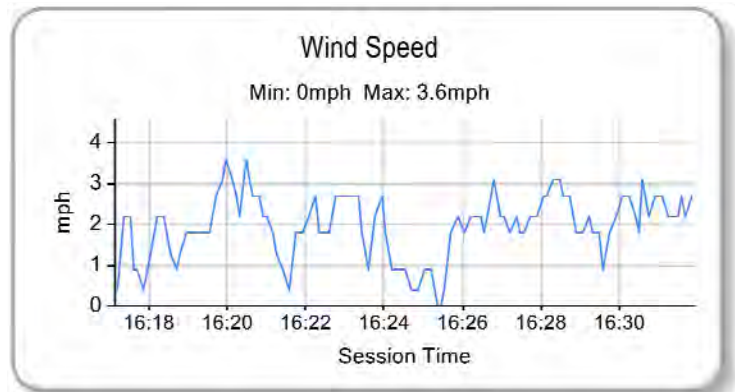
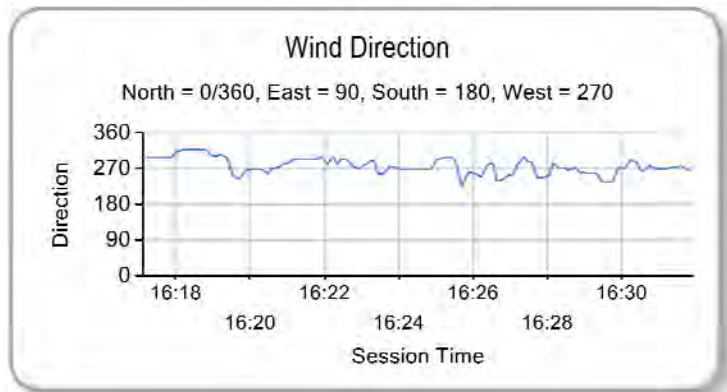
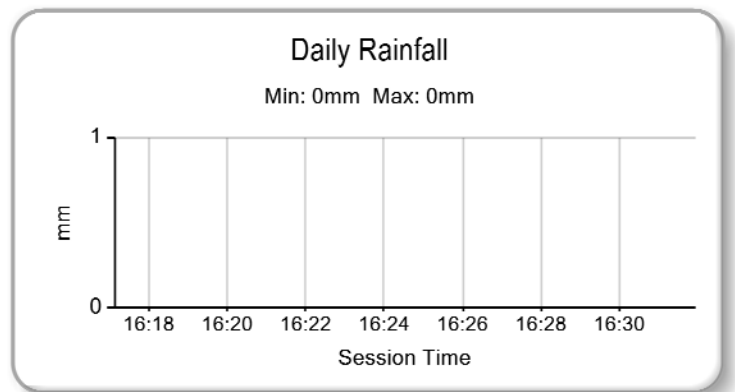
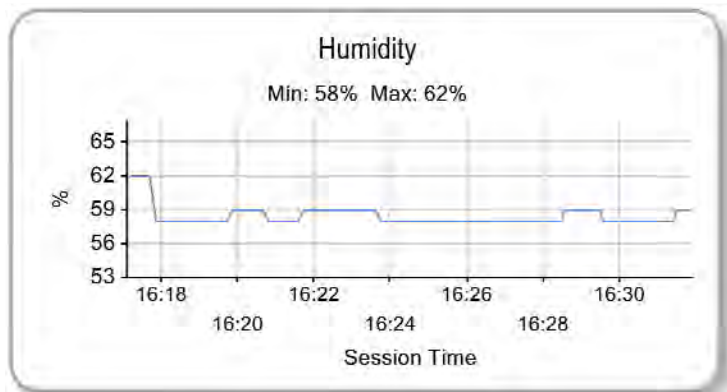
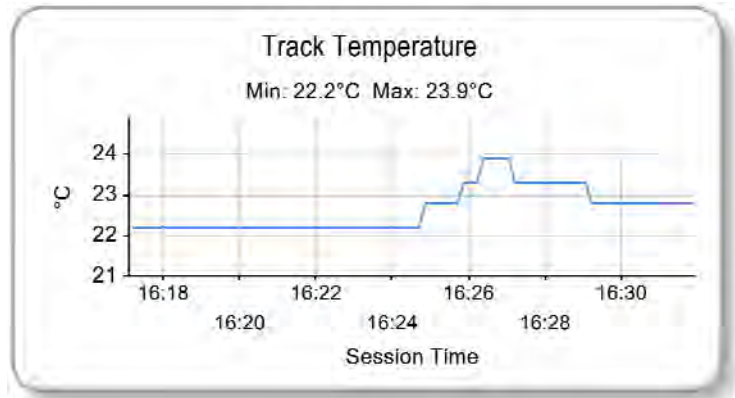
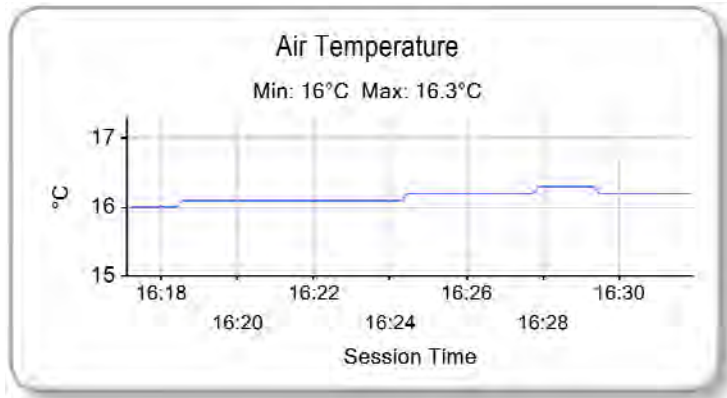
Results can be found at [www.tsl-timing.com](http://www.tsl-timing.com)

Snetterton 300  
Circuit Length = 2.9689 miles  
Start: 16:18 Flag 16:28 End: 16:31

Printed - 16:38 Saturday, 18 May 2019

# British GT Championship

## GT4 AM QUALIFYING - RACE 7 - WEATHER CONDITIONS



Weather / Track : Cloudy / Dry

Results can be found at [www.tsl-timing.com](http://www.tsl-timing.com)

Snetterton 300  
Circuit Length = 2.9689 miles  
Start: 16:18 Flag 16:28 End: 16:31

Printed - 16:39 Saturday, 18 May 2019

# British GT Championship

## GT4 AM QUALIFYING - RACE 7 - STATISTICS

**Competitors Started** 23  
**Planned Start** 2019-05-18 @ 16:18:00.000  
**Actual Start** 2019-05-18 @ 16:18:01.627  
**Finish Time** 2019-05-18 @ 16:28:02.638  
**Track Length** 2.9689mi.  
**Total Laps** 99  
**Total Distance Covered** 293.9222mi.

### Session Fastest Lap History

NO	CL	NAME	LAP TIME	TIME OF DAY	LAP	VEHICLE
15	GT4S	<b>Multimatic Motorsports Europe</b> <i>S. MAXWELL</i>	<b>1:57.982</b>	16:22:10.607	2	Ford Mustang GT4
95	GT4S	<b>TF Sport</b> <i>J. PRICE</i>	<b>1:57.824</b>	16:23:05.671	2	Aston Martin V8 Vantage GT4
15	GT4S	<b>Multimatic Motorsports Europe</b> <i>S. MAXWELL</i>	<b>1:57.591</b>	16:24:08.198	3	Ford Mustang GT4

### Flag History

TYPE	TIME OF DAY
GREEN	16:18:01.627
FINISH	16:28:02.638

### Flag Statistics

TYPE	COUNT	TOTAL LAPS	TOTAL TIME
Green	1	5	13:56.896
Red	0	0	0.000
Safety Car	0	0	0.000
FCY	0	0	0.000

Weather / Track : Cloudy / Dry

These results are provisional until the conclusion of any judicial and technical matters.

Snetterton 300

Circuit Length = 2.9689 miles

Start: 16:18 Flag 16:28 End: 16:31

Race Director : Peter Daly	Stewards :	Timekeeper :
----------------------------	------------	--------------

# British GT Championship

## GT4 AM QUALIFYING - RACE 7 - STATISTICS

CLASS : GT4S

14 Starters

### Fastest Lap History

NO	NAME	LAP TIME	TIME OF DAY	LAP	VEHICLE
15	<b>Multimatic Motorsports Europe</b> <i>S. MAXWELL</i>	<b>1:57.982</b>	16:22:10.607	2	Ford Mustang GT4
95	<b>TF Sport</b> <i>J. PRICE</i>	<b>1:57.824</b>	16:23:05.671	2	Aston Martin V8 Vantage GT4
15	<b>Multimatic Motorsports Europe</b> <i>S. MAXWELL</i>	<b>1:57.591</b>	16:24:08.198	3	Ford Mustang GT4

Weather / Track : Cloudy / Dry

These results are provisional until the conclusion of any judicial and technical matters.

Snetterton 300

Circuit Length = 2.9689 miles

Start: 16:18 Flag 16:28 End: 16:31

Race Director : Peter Daly

Stewards :

Timekeeper :

# British GT Championship

## GT4 AM QUALIFYING - RACE 7 - STATISTICS

CLASS : GT4PA

9 Starters

### Fastest Lap History

NO	NAME	LAP TIME	TIME OF DAY	LAP	VEHICLE
19	<b>Multimatic Motorsports Europe</b> <i>B. DEVLIN</i>	<b>1:59.802</b>	16:22:14.249	2	Ford Mustang GT4
29	<b>Steller Performance</b> <i>R. WILLIAMS</i>	<b>1:59.221</b>	16:22:22.633	2	Audi R8 LMS GT4
66	<b>Team Parker Racing</b> <i>N. JONES</i>	<b>1:59.096</b>	16:22:34.234	2	Mercedes-AMG GT4
77	<b>Fox Motorsport</b> <i>M. MURFITT</i>	<b>1:58.638</b>	16:23:21.274	2	Mercedes-AMG GT4
29	<b>Steller Performance</b> <i>R. WILLIAMS</i>	<b>1:58.157</b>	16:24:20.790	3	Audi R8 LMS GT4
29	<b>Steller Performance</b> <i>R. WILLIAMS</i>	<b>1:57.704</b>	16:28:16.718	5	Audi R8 LMS GT4

Weather / Track : Cloudy / Dry

These results are provisional until the conclusion of any judicial and technical matters.

Snetterton 300

Circuit Length = 2.9689 miles

Start: 16:18 Flag 16:28 End: 16:31

Race Director : Peter Daly

Stewards :

Timekeeper :

## British GT Championship

### GT4 PRO QUALIFYING - RACE 12 - CLASSIFICATION

POS	NO	CL	PIC	TEAM / DRIVERS	CAR	TIME	ON	LAPS	GAP	DIFF	MPH
1	66	GT4PA	1	Team Parker Racing Nick JONES (GBR) / Scott MALVERN (GBR)	Mercedes-AMG GT4	1:56.589	3	3			91.67
2	97	GT4S	1	TF Sport Ashley HAND (GBR) / Tom CANNING (GBR)	Aston Martin V8 Vantage GT4	1:56.697	3	4	0.108	0.108	91.58
3	57	GT4S	2	HHC Motorsport Callum POINTON (GBR) / Dean MACDONALD (GBR)	McLaren 570S GT4	1:56.779	2	3	0.190	0.082	91.52
4	5	GT4S	3	Tolman Motorsport Lewis PROCTOR (GBR) / Jordan COLLARD (GBR)	McLaren 570S GT4	1:56.886	3	4	0.297	0.107	91.44
5	88	GT4PA	2	GT Marques Chris CAR (GBR) / Dino ZAMPARELLI (GBR)	Porsche 718 Cayman GT4 Clubsport	1:56.973	2	4	0.384	0.087	91.37
6	20	GT4PA	3	Balfe Motorsport Graham JOHNSON (GBR) / Michael O'BRIEN (GBR)	McLaren 570S GT4	1:57.005	2	4	0.416	0.032	91.34
7	77	GT4PA	4	Fox Motorsport Mark MURFITT (GBR) / Michael BROADHURST (GBR)	Mercedes-AMG GT4	1:57.048	2	4	0.459	0.043	91.31
8	58	GT4S	4	HHC Motorsport Luke WILLIAMS (GBR) / Tom JACKSON (GBR)	McLaren 570S GT4	1:57.054	2	4	0.465	0.006	91.30
9	44	GT4PA	5	Invictus Games Racing Paul VICE (GBR) / Matthew GEORGE (GBR)	Jaguar F-TYPE SVR GT4	1:57.054	4	4	0.465	0.000	91.30
10	15	GT4S	5	Multimatic Motorsports Europe Scott MAXWELL (CAN) / Seb PRIAULX (GBR)	Ford Mustang GT4	1:57.059	3	5	0.470	0.005	91.30
11	29	GT4PA	6	Steller Performance Richard WILLIAMS (GBR) / Sennan FIELDING (GBR)	Audi R8 LMS GT4	1:57.187	5	5	0.598	0.128	91.20
12	11	GT4PA	7	Beechdean AMR Kelvin FLETCHER (GBR) / Martin PLOWMAN (GBR)	Aston Martin V8 Vantage GT4	1:57.414	2	4	0.825	0.227	91.02
13	43	GT4S	6	Century Motorsport Andrew GORDON-COLEBROOKE (GBR) / Angus FENDER (GBR)	BMW M4 GT4	1:57.708	2	4	1.119	0.294	90.80
14	23	GT4S	7	RACE Performance Sam SMELT (GBR) / Áron TAYLOR-SMITH (ROI)	Ford Mustang GT4	1:57.719	3	4	1.130	0.011	90.79
15	32	GT4PA	8	Track Focused Mike MCCOLLUM (GBR) / Sean COOPER (GBR)	KTM X-Bow GT4	1:58.114	2	5	1.525	0.395	90.48
16	95 *	GT4S	8	TF Sport Josh PRICE (GBR) / Patrick KIBBLE (GBR)	Aston Martin V8 Vantage GT4	1:58.116	2	4	1.527	0.002	90.48
17	61	GT4S	9	Academy Motorsport Ben HURST (CAN) / Micah STANLEY (MCO)	Aston Martin V8 Vantage GT4	1:58.121	2	4	1.532	0.005	90.48
18	42	GT4S	10	Century Motorsport Mark KIMBER (GBR) / Jacob MATHIASSEN (DNK)	BMW M4 GT4	1:58.134	3	4	1.545	0.013	90.47
19	35 *	GT4S	11	Optimum Motorsport Connor O'BRIEN (ROI) / Jack BUTEL (GBR)	Aston Martin V8 Vantage GT4	1:58.173	3	4	1.584	0.039	90.44
20	4	GT4S	12	Tolman Motorsport Josh SMITH (GBR) / James DORLIN (GBR)	McLaren 570S GT4	1:58.219	2	5	1.630	0.046	90.40
21	62	GT4S	13	Academy Motorsport Alex TOTH-JONES (GBR) / Will MOORE (GBR)	Aston Martin V8 Vantage GT4	1:58.435	3	4	1.846	0.216	90.24
22	19	GT4PA	9	Multimatic Motorsports Europe Alistair MACKINNON (GBR) / Ben DEVLIN (GBR)	Ford Mustang GT4	1:58.460	3	4	1.871	0.025	90.22
23	75 *	GT4S	14	Optimum Motorsport Mike ROBINSON (GBR) / Patrik MATTHIESEN (DNK)	Aston Martin V8 Vantage GT4	1:58.638	2	4	2.049	0.178	90.08

No. 35, 75, 95 - 1 Lap time disallowed; exceeding track limits.

Weather / Track : Cloudy / Dry

These results are provisional until the conclusion of any judicial and technical matters.

Snetterton 300

Circuit Length = 2.9689 miles

Start: 16:33 Flag 16:43 End: 16:47

Race Director : Peter Daly	Stewards :	Timekeeper :
----------------------------	------------	--------------

Results can be found at [www.tsl-timing.com](http://www.tsl-timing.com)

Printed - 16:47 Saturday, 18 May 2019

## British GT Championship

### GT4 PRO QUALIFYING - RACE 12 - CLASSIFICATION BY CLASS

#### CLASS : GT4 - GT4S

POS	NO	TEAM / DRIVERS	CAR	TIME	ON	LAPS	GAP	DIFF	MPH
1	97	TF Sport () Ashley HAND (GBR) / Tom CANNING (GBR)	Aston Martin V8 Vantage GT4	1:56.697	3	4			91.58
2	57	HHC Motorsport () Callum POINTON (GBR) / Dean MACDONALD (GBR)	McLaren 570S GT4	1:56.779	2	3	0.082	0.082	91.52
3	5	Tolman Motorsport () Lewis PROCTOR (GBR) / Jordan COLLARD (GBR)	McLaren 570S GT4	1:56.886	3	4	0.189	0.107	91.44
4	58	HHC Motorsport () Luke WILLIAMS (GBR) / Tom JACKSON (GBR)	McLaren 570S GT4	1:57.054	2	4	0.357	0.168	91.30
5	15	Multimatic Motorsports Europe () Scott MAXWELL (CAN) / Seb PRIAULX (GBR)	Ford Mustang GT4	1:57.059	3	5	0.362	0.005	91.30
6	43	Century Motorsport () Andrew GORDON-COLEBROOKE (GBR) / Angus FENDER (GBR)	BMW M4 GT4	1:57.708	2	4	1.011	0.649	90.80
7	23	RACE Performance () Sam SMELT (GBR) / Aron TAYLOR-SMITH (ROI)	Ford Mustang GT4	1:57.719	3	4	1.022	0.011	90.79
8	95	TF Sport () Josh PRICE (GBR) / Patrick KIBBLE (GBR)	Aston Martin V8 Vantage GT4	1:58.116	2	4	1.419	0.397	90.48
9	61	Academy Motorsport () Ben HURST (CAN) / Micah STANLEY (MCO)	Aston Martin V8 Vantage GT4	1:58.121	2	4	1.424	0.005	90.48
10	42	Century Motorsport () Mark KIMBER (GBR) / Jacob MATHIASSEN (DNK)	BMW M4 GT4	1:58.134	3	4	1.437	0.013	90.47
11	35	Optimum Motorsport () Connor O'BRIEN (ROI) / Jack BUTEL (GBR)	Aston Martin V8 Vantage GT4	1:58.173	3	4	1.476	0.039	90.44
12	4	Tolman Motorsport () Josh SMITH (GBR) / James DORLIN (GBR)	McLaren 570S GT4	1:58.219	2	5	1.522	0.046	90.40
13	62	Academy Motorsport () Alex TOTH-JONES (GBR) / Will MOORE (GBR)	Aston Martin V8 Vantage GT4	1:58.435	3	4	1.738	0.216	90.24
14	75	Optimum Motorsport () Mike ROBINSON (GBR) / Patrik MATTHIESEN (DNK)	Aston Martin V8 Vantage GT4	1:58.638	2	4	1.941	0.203	90.08

#### CLASS : GT4 - GT4PA

POS	NO	TEAM / DRIVERS	CAR	TIME	ON	LAPS	GAP	DIFF	MPH
1	66	Team Parker Racing () Nick JONES (GBR) / Scott MALVERN (GBR)	Mercedes-AMG GT4	1:56.589	3	3			91.67
2	88	GT Marques () Chris CAR (GBR) / Dino ZAMPARELLI (GBR)	Porsche 718 Cayman GT4 Clubsport	1:56.973	2	4	0.384	0.384	91.37
3	20	Balfe Motorsport () Graham JOHNSON (GBR) / Michael O'BRIEN (GBR)	McLaren 570S GT4	1:57.005	2	4	0.416	0.032	91.34
4	77	Fox Motorsport () Mark MURFITT (GBR) / Michael BROADHURST (GBR)	Mercedes-AMG GT4	1:57.048	2	4	0.459	0.043	91.31
5	44	Invictus Games Racing () Paul VICE (GBR) / Matthew GEORGE (GBR)	Jaguar F-TYPE SVR GT4	1:57.054	4	4	0.465	0.006	91.30
6	29	Steller Performance () Richard WILLIAMS (GBR) / Sennan FIELDING (GBR)	Audi R8 LMS GT4	1:57.187	5	5	0.598	0.133	91.20
7	11	Beechdean AMR () Kelvin FLETCHER (GBR) / Martin PLOWMAN (GBR)	Aston Martin V8 Vantage GT4	1:57.414	2	4	0.825	0.227	91.02
8	32	Track Focused () Mike MCCOLLUM (GBR) / Sean COOPER (GBR)	KTM X-Bow GT4	1:58.114	2	5	1.525	0.700	90.48
9	19	Multimatic Motorsports Europe () Alistair MACKINNON (GBR) / Ben DEVLIN (GBR)	Ford Mustang GT4	1:58.460	3	4	1.871	0.346	90.22

No. 35, 75, 95 - 1 Lap time disallowed; exceeding track limits.

Weather / Track : Cloudy / Dry

These results are provisional until the conclusion of any judicial and technical matters.

Snetterton 300

Circuit Length = 2.9689 miles

Start: 16:33 Flag 16:43 End: 16:47

Race Director : Peter Daly	Stewards :	Timekeeper :
----------------------------	------------	--------------

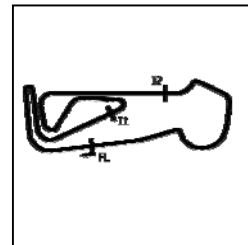
Results can be found at [www.tsl-timing.com](http://www.tsl-timing.com)

Printed - 16:48 Saturday, 18 May 2019



# British GT Championship

## GT4 PRO QUALIFYING - RACE 12 - SECTOR ANALYSIS



SECTOR 1 = FL to I1, SECTOR 2 = I1 to I2, SECTOR 3 = I2 to FL, DIFF = Difference To Personal Best Lap, P = Crossed Finish Line in Pit Lane, D = Time Disallowed

<b>P1</b>	<b>66 GT4PA</b>	<b>Team Parker Racing</b>					<b>Mercedes-AMG GT4</b>
IDEAL LAP TIME : 1:56.482		BEST LAP TIME : 1:56.589		DIFFERENCE : 0.107			
D1: Nick JONES		D2: Scott MALVERN					

LAP	SECTOR 1	SECTOR 2	SECTOR 3	LAP TIME	MPH	DIFF	TIME OF DAY			
1 - D2	OUTLAP	113.9	44.621	136.1	40.882	<b>125.4</b>	2:09.558	82.49	12.969	16:37:26.511
2 - D2	36.614	<b>121.1</b>	<b>41.303</b>	<b>140.1</b>	38.928	124.7	1:56.845 (2)	91.47	0.256	16:39:23.356
3 - D2	<b>36.558</b>	120.6	41.410	139.8	<b>38.621</b>	125.2	<b>1:56.589 (1)</b>	<b>91.67</b>		<b>16:41:19.945</b>

<b>P2</b>	<b>97 GT4S</b>	<b>TF Sport</b>					<b>Aston Martin V8 Vantage GT4</b>
IDEAL LAP TIME : 1:56.589		BEST LAP TIME : 1:56.697		DIFFERENCE : 0.108			
D1: Ashley HAND		D2: Tom CANNING					

LAP	SECTOR 1	SECTOR 2	SECTOR 3	LAP TIME	MPH	DIFF	TIME OF DAY			
1 - D2	OUTLAP	95.7	44.541	129.3	39.322	123.5	2:05.670	85.04	8.973	16:35:52.631
2 - D2	<b>36.654</b>	<b>120.0</b>	<b>41.464</b>	<b>138.0</b>	38.699	123.8	1:56.817 (2)	91.49	0.120	16:37:49.448
3 - D2	36.680	119.6	41.546	<b>138.0</b>	<b>38.471</b>	<b>124.2</b>	<b>1:56.697 (1)</b>	<b>91.58</b>		<b>16:39:46.145</b>
4 - D2	36.724	119.6	41.586	137.7	38.896	124.0	1:57.206 (3)	91.19	0.509	16:41:43.351

<b>P3</b>	<b>57 GT4S</b>	<b>HHC Motorsport</b>					<b>McLaren 570S GT4</b>
IDEAL LAP TIME : 1:56.779		BEST LAP TIME : 1:56.779		DIFFERENCE : 0.000			
D1: Callum POINTON		D2: Dean MACDONALD					

LAP	SECTOR 1	SECTOR 2	SECTOR 3	LAP TIME	MPH	DIFF	TIME OF DAY			
1 - D2	OUTLAP	119.6	46.756	117.7	42.962	<b>125.9</b>	2:15.674	78.77	18.895	16:36:13.248
2 - D2	<b>36.645</b>	<b>122.0</b>	<b>41.504</b>	<b>140.9</b>	<b>38.630</b>	125.4	<b>1:56.779 (1)</b>	<b>91.52</b>		<b>16:38:10.027</b>
3 - D2	36.898	121.5	41.792	140.3	39.007	124.9	1:57.697 (2)	90.81	0.918	16:40:07.724

<b>P4</b>	<b>5 GT4S</b>	<b>Tolman Motorsport</b>					<b>McLaren 570S GT4</b>
IDEAL LAP TIME : 1:56.826		BEST LAP TIME : 1:56.886		DIFFERENCE : 0.060			
D1: Lewis PROCTOR		D2: Jordan COLLARD					

LAP	SECTOR 1	SECTOR 2	SECTOR 3	LAP TIME	MPH	DIFF	TIME OF DAY			
1 - D2	OUTLAP	113.3	45.361	117.5	42.464	124.5	2:16.307	78.41	19.421	16:35:36.317
2 - D2	36.818	<b>121.7</b>	41.949	<b>140.3</b>	38.678	125.6	1:57.445 (3)	91.00	0.559	16:37:33.762
3 - D2	36.743	120.6	<b>41.515</b>	139.8	<b>38.628</b>	<b>126.1</b>	<b>1:56.886 (1)</b>	<b>91.44</b>		<b>16:39:30.648</b>
4 - D2	<b>36.683</b>	121.1	41.767	139.5	38.870	125.2	1:57.320 (2)	91.10	0.434	16:41:27.968

<b>P5</b>	<b>88 GT4PA</b>	<b>GT Marques</b>					<b>Porsche 718 Cayman GT4 Clubsport</b>
IDEAL LAP TIME : 1:56.917		BEST LAP TIME : 1:56.973		DIFFERENCE : 0.056			
D1: Chris CAR		D2: Dino ZAMPARELLI					

LAP	SECTOR 1	SECTOR 2	SECTOR 3	LAP TIME	MPH	DIFF	TIME OF DAY			
1 - D2	OUTLAP	119.4	42.454	139.8	40.170	<b>125.6</b>	2:04.594	85.78	7.621	16:36:19.147
2 - D2	36.783	120.4	<b>41.407</b>	<b>140.9</b>	<b>38.783</b>	125.2	<b>1:56.973 (1)</b>	<b>91.37</b>		<b>16:38:16.120</b>
3 - D2	<b>36.727</b>	<b>120.6</b>	41.474	<b>140.9</b>	38.864	125.2	1:57.065 (2)	91.30	0.092	16:40:13.185
4 - D2	36.796	<b>120.6</b>	41.801	140.6	42.543	125.4	2:01.140 (3)	88.22	4.167	16:42:14.325

<b>P6</b>	<b>20 GT4PA</b>	<b>Balfe Motorsport</b>					<b>McLaren 570S GT4</b>
IDEAL LAP TIME : 1:56.890		BEST LAP TIME : 1:57.005		DIFFERENCE : 0.115			
D1: Graham JOHNSON		D2: Michael O'BRIEN					

LAP	SECTOR 1	SECTOR 2	SECTOR 3	LAP TIME	MPH	DIFF	TIME OF DAY			
1 - D2	OUTLAP	117.5	47.739	104.0	47.586	<b>125.9</b>	2:18.673	77.07	21.668	16:37:01.387
2 - D2	36.771	<b>121.5</b>	<b>41.554</b>	<b>140.6</b>	<b>38.680</b>	125.2	<b>1:57.005 (1)</b>	<b>91.34</b>		<b>16:38:58.392</b>
3 - D2	<b>36.656</b>	120.6	41.749	140.1	42.012	124.9	2:00.417 (3)	88.75	3.412	16:40:58.809
4 - D2	36.769	119.1	41.683	139.5	39.281	112.2	1:57.733 (2)	90.78	0.728	16:42:56.542

<b>P7</b>	<b>77 GT4PA</b>	<b>Fox Motorsport</b>					<b>Mercedes-AMG GT4</b>
IDEAL LAP TIME : 1:57.005		BEST LAP TIME : 1:57.048		DIFFERENCE : 0.043			
D1: Mark MURFITT		D2: Michael BROADHURST					

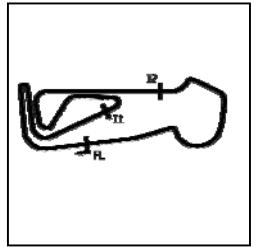
LAP	SECTOR 1	SECTOR 2	SECTOR 3	LAP TIME	MPH	DIFF	TIME OF DAY			
1 - D2	OUTLAP	92.5	44.051	138.3	41.531	<b>125.9</b>	2:11.812	81.08	14.764	16:35:17.668
2 - D2	<b>36.734</b>	<b>121.7</b>	<b>41.413</b>	141.2	38.901	125.6	<b>1:57.048 (1)</b>	<b>91.31</b>		<b>16:37:14.716</b>

Weather / Track : Cloudy / Dry

Snetterton 300  
Circuit Length = 2.9689 miles  
Start: 16:33 Flag 16:43 End: 16:47

# British GT Championship

## GT4 PRO QUALIFYING - RACE 12 - SECTOR ANALYSIS



SECTOR 1 = FL to I1, SECTOR 2 = I1 to I2, SECTOR 3 = I2 to FL, DIFF = Difference To Personal Best Lap, P = Crossed Finish Line in Pit Lane, D = Time Disallowed

3 - D2	36.782	121.5	41.638	140.9	<b>38.858</b>	125.6	1:57.278 (2)	91.13	0.230	16:39:11.994
4 - D2	36.806	121.1	41.588	<b>141.5</b>	40.944	124.9	1:59.338 (3)	89.56	2.290	16:41:11.332

<b>P8</b>	<b>58 GT4S</b>	<b>HHC Motorsport</b>	<b>McLaren 570S GT4</b>							
IDEAL LAP TIME : 1:57.054		BEST LAP TIME : 1:57.054		DIFFERENCE : 0.000						
D1: Luke WILLIAMS		D2: Tom JACKSON								
LAP	SECTOR 1	SECTOR 2	SECTOR 3	LAP TIME	MPH	DIFF	TIME OF DAY			
1 - D2	OUTLAP	110.5	44.892	140.1	40.147	125.4	2:09.274	82.67	12.220	16:37:12.629
<b>2 - D2</b>	<b>36.874</b>	<b>121.5</b>	<b>41.566</b>	<b>141.2</b>	<b>38.614</b>	<b>126.1</b>	<b>1:57.054 (1)</b>	<b>91.30</b>		<b>16:39:09.683</b>
3 - D2	36.946	121.1	41.978	140.6	44.088	120.2	2:03.012 (2)	86.88	5.958	16:41:12.695
4 - D2	41.779	105.3	45.171	136.3	42.310	106.3	2:09.260 (3)	82.68	12.206	16:43:21.955

<b>P9</b>	<b>44 GT4PA</b>	<b>Invictus Games Racing</b>	<b>Jaguar F-TYPE SVR GT4</b>							
IDEAL LAP TIME : 1:57.053		BEST LAP TIME : 1:57.054		DIFFERENCE : 0.001						
D1: Paul VICE		D2: Matthew GEORGE								
LAP	SECTOR 1	SECTOR 2	SECTOR 3	LAP TIME	MPH	DIFF	TIME OF DAY			
1 - D2	OUTLAP	111.1	48.932	105.0	44.437	127.8	2:17.000	78.01	19.946	16:35:42.404
2 - D2	36.671	<b>122.4</b>	41.740	<b>142.4</b>	<b>38.763</b>	128.0	1:57.174 (2)	91.21	0.120	16:37:39.578
3 - D2	38.785	86.8	45.676	126.1	39.676	127.5	2:04.137 (3)	86.09	7.083	16:39:43.715
<b>4 - D2</b>	<b>36.667</b>	<b>122.4</b>	<b>41.623</b>	142.1	38.764	<b>128.3</b>	<b>1:57.054 (1)</b>	<b>91.30</b>		<b>16:41:40.769</b>

<b>P10</b>	<b>15 GT4S</b>	<b>Multimatic Motorsports Europe</b>	<b>Ford Mustang GT4</b>							
IDEAL LAP TIME : 1:57.005		BEST LAP TIME : 1:57.059		DIFFERENCE : 0.054						
D1: Scott MAXWELL		D2: Seb PRIAULX								
LAP	SECTOR 1	SECTOR 2	SECTOR 3	LAP TIME	MPH	DIFF	TIME OF DAY			
1 - D2	OUTLAP	115.1	46.516	124.9	43.200	124.0	2:15.383	78.94	18.324	16:35:38.587
2 - D2	36.897	<b>119.8</b>	41.754	<b>138.0</b>	<b>38.935</b>	124.0	1:57.586 (3)	90.89	0.527	16:37:36.173
<b>3 - D2</b>	<b>36.687</b>	119.6	<b>41.383</b>	<b>138.0</b>	38.989	<b>124.2</b>	<b>1:57.059 (1)</b>	<b>91.30</b>		<b>16:39:33.232</b>
4 - D2	36.821	<b>119.8</b>	41.590	137.2	39.033	<b>124.2</b>	1:57.444 (2)	91.00	0.385	16:41:30.676
5 - D2	36.810	119.4	41.768	<b>138.0</b>	39.057	124.0	1:57.635	90.85	0.576	16:43:28.311

<b>P11</b>	<b>29 GT4PA</b>	<b>Steller Performance</b>	<b>Audi R8 LMS GT4</b>							
IDEAL LAP TIME : 1:56.899		BEST LAP TIME : 1:57.187		DIFFERENCE : 0.288						
D1: Richard WILLIAMS		D2: Sennan FIELDING								
LAP	SECTOR 1	SECTOR 2	SECTOR 3	LAP TIME	MPH	DIFF	TIME OF DAY			
1 - D2	OUTLAP	91.9	45.447	103.2	49.816	123.8	2:22.646	74.92	25.459	16:36:57.938
2 - D2	36.989	119.8	41.897	139.8	39.067	124.7	1:57.953 (3)	90.61	0.766	16:38:55.891
3 - D2	36.782	120.9	41.866	<b>140.1</b>	<b>38.651</b>	124.7	1:57.299 (2)	91.11	0.112	16:40:53.190
4 - D2	<b>36.710</b>	120.2	<b>41.538</b>	<b>140.1</b>	43.946	124.7	2:02.194	87.46	5.007	16:42:55.384
<b>5 - D2</b>	36.753	<b>121.5</b>	41.710	<b>140.1</b>	38.724	<b>125.2</b>	<b>1:57.187 (1)</b>	<b>91.20</b>		<b>16:44:52.571</b>

<b>P12</b>	<b>11 GT4PA</b>	<b>Beechdean AMR</b>	<b>Aston Martin V8 Vantage GT4</b>							
IDEAL LAP TIME : 1:57.088		BEST LAP TIME : 1:57.414		DIFFERENCE : 0.326						
D1: Kelvin FLETCHER		D2: Martin PLOWMAN								
LAP	SECTOR 1	SECTOR 2	SECTOR 3	LAP TIME	MPH	DIFF	TIME OF DAY			
1 - D2	OUTLAP	116.3	44.537	134.4	40.880	124.2	2:11.638	81.19	14.224	16:35:16.104
<b>2 - D2</b>	37.035	<b>120.6</b>	<b>41.685</b>	139.2	<b>38.694</b>	<b>125.9</b>	<b>1:57.414 (1)</b>	<b>91.02</b>		<b>16:37:13.518</b>
3 - D2	<b>36.709</b>	120.4	41.833	<b>139.8</b>	38.883	125.2	1:57.425 (2)	91.02	0.011	16:39:10.943
4 - D2	36.932	119.8	41.803	139.5	45.017	123.3	2:03.752 (3)	86.36	6.338	16:41:14.695

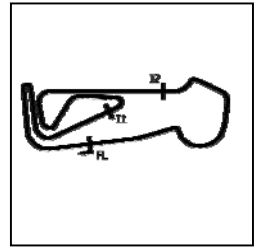
<b>P13</b>	<b>43 GT4S</b>	<b>Century Motorsport</b>	<b>BMW M4 GT4</b>							
IDEAL LAP TIME : 1:57.700		BEST LAP TIME : 1:57.708		DIFFERENCE : 0.008						
D1: Andrew GORDON-COLEB		D2: Angus FENDER								
LAP	SECTOR 1	SECTOR 2	SECTOR 3	LAP TIME	MPH	DIFF	TIME OF DAY			
1 - D2	OUTLAP	118.7	42.331	139.5	40.468	124.7	2:04.633	85.75	6.925	16:35:49.000
<b>2 - D2</b>	<b>36.931</b>	120.4	41.963	139.8	<b>38.814</b>	125.6	<b>1:57.708 (1)</b>	<b>90.80</b>		<b>16:37:46.708</b>
3 - D2	37.050	<b>120.6</b>	<b>41.955</b>	<b>140.6</b>	38.860	<b>126.3</b>	1:57.865 (2)	90.68	0.157	16:39:44.573
4 - D2	41.362	115.7	44.561	137.7	39.869	125.2	2:05.792 (3)	84.96	8.084	16:41:50.365

Weather / Track : Cloudy / Dry

Snetterton 300  
Circuit Length = 2.9689 miles  
Start: 16:33 Flag 16:43 End: 16:47

# British GT Championship

## GT4 PRO QUALIFYING - RACE 12 - SECTOR ANALYSIS



SECTOR 1 = FL to I1, SECTOR 2 = I1 to I2, SECTOR 3 = I2 to FL, DIFF = Difference To Personal Best Lap, P = Crossed Finish Line in Pit Lane, D = Time Disallowed

P14 23 GT4S RACE Performance		Ford Mustang GT4									
IDEAL LAP TIME : 1:57.719		BEST LAP TIME : 1:57.719				DIFFERENCE : 0.000					
D1: Sam SMELT		D2: Aron TAYLOR-SMITH									
LAP	SECTOR 1	SECTOR 2		SECTOR 3		LAP TIME	MPH	DIFF	TIME OF DAY		
1 - D2	OUTLAP	94.3	44.355	139.8	41.769	125.6	2:10.418	81.95	12.699	16:35:19.816	
2 - D2	37.354	120.4	42.116	<b>140.1</b>	38.936	125.9	1:58.406 (2)	90.26	0.687	16:37:18.222	
<b>3 - D2</b>	<b>36.931</b>	<b>120.9</b>	<b>41.891</b>	<b>140.1</b>	<b>38.897</b>	125.6	<b>1:57.719 (1)</b>	<b>90.79</b>		<b>16:39:15.941</b>	
4 - D2	37.091	<b>120.9</b>	42.060	139.8	40.481	<b>126.1</b>	1:59.632 (3)	89.34	1.913	16:41:15.573	

P15 32 GT4PA Track Focused		KTM X-Bow GT4									
IDEAL LAP TIME : 1:58.114		BEST LAP TIME : 1:58.114				DIFFERENCE : 0.000					
D1: Mike MCCOLLUM		D2: Sean COOPER									
LAP	SECTOR 1	SECTOR 2		SECTOR 3		LAP TIME	MPH	DIFF	TIME OF DAY		
1 - D2	OUTLAP	<b>117.5</b>	47.144	113.7	44.743	<b>120.6</b>	2:13.530	80.04	15.416	16:35:43.493	
<b>2 - D2</b>	<b>37.368</b>	117.3	<b>41.969</b>	<b>135.0</b>	<b>38.777</b>	120.2	<b>1:58.114 (1)</b>	<b>90.48</b>		<b>16:37:41.607</b>	
3 - D2	37.594	116.9	42.384	133.9	39.244	119.8	1:59.222 (3)	89.64	1.108	16:39:40.829	
4 - D2	37.713	117.1	41.979	134.2	38.810	120.4	1:58.502 (2)	90.19	0.388	16:41:39.331	
5 - D2	37.702	117.1	42.490	133.9	39.386	119.8	1:59.578	89.38	1.464	16:43:38.909	

P16 95 GT4S TF Sport		Aston Martin V8 Vantage GT4									
IDEAL LAP TIME : 1:57.824		BEST LAP TIME : 1:58.116				DIFFERENCE : 0.292					
D1: Josh PRICE		D2: Patrick KIBBLE									
LAP	SECTOR 1	SECTOR 2		SECTOR 3		LAP TIME	MPH	DIFF	TIME OF DAY		
1 - D2	OUTLAP	109.2	44.399	129.8	39.532	<b>122.6</b>	2:08.085	83.44	9.969	16:36:41.101	
<b>2 - D2</b>	37.252	<b>118.9</b>	42.051	<b>137.5</b>	<b>38.813</b>	122.4	<b>1:58.116 (1)</b>	<b>90.48</b>		<b>16:38:39.217</b>	
3 - D2	37.123	118.7	41.968	137.2	38.998	121.7	1:58.089 D	90.50		16:40:37.306	
4 - D2	<b>37.116</b>	118.7	<b>41.895</b>	137.2	39.138	122.4	1:58.149 (2)	90.46	0.033	16:42:35.455	

P17 61 GT4S Academy Motorsport		Aston Martin V8 Vantage GT4									
IDEAL LAP TIME : 1:58.006		BEST LAP TIME : 1:58.121				DIFFERENCE : 0.115					
D1: Ben HURST		D2: Micah STANLEY									
LAP	SECTOR 1	SECTOR 2		SECTOR 3		LAP TIME	MPH	DIFF	TIME OF DAY		
1 - D2	OUTLAP	76.4	45.644	126.6	39.172	<b>123.8</b>	2:09.061	82.81	10.940	16:37:38.215	
<b>2 - D2</b>	<b>36.957</b>	<b>119.1</b>	42.076	137.2	<b>39.088</b>	123.3	<b>1:58.121 (1)</b>	<b>90.48</b>		<b>16:39:36.336</b>	
3 - D2	37.728	111.6	43.013	131.5	40.367	122.9	2:01.108 (3)	88.25	2.987	16:41:37.444	
4 - D2	37.408	<b>119.1</b>	<b>41.961</b>	<b>137.5</b>	39.329	123.1	1:58.698 (2)	90.04	0.577	16:43:36.142	

P18 42 GT4S Century Motorsport		BMW M4 GT4									
IDEAL LAP TIME : 1:57.947		BEST LAP TIME : 1:58.134				DIFFERENCE : 0.187					
D1: Mark KIMBER		D2: Jacob MATHIASSEN									
LAP	SECTOR 1	SECTOR 2		SECTOR 3		LAP TIME	MPH	DIFF	TIME OF DAY		
1 - D2	OUTLAP	116.1	44.677	137.5	41.279	<b>125.9</b>	2:10.033	82.19	11.899	16:36:25.957	
2 - D2	36.958	<b>121.3</b>	42.520	<b>140.9</b>	<b>38.938</b>	125.4	1:58.416 (3)	90.25	0.282	16:38:24.373	
<b>3 - D2</b>	36.982	120.2	<b>42.106</b>	<b>140.9</b>	39.046	125.4	<b>1:58.134 (1)</b>	<b>90.47</b>		<b>16:40:22.507</b>	
4 - D2	<b>36.903</b>	120.4	42.212	<b>140.9</b>	39.233	<b>125.9</b>	1:58.348 (2)	90.31	0.214	16:42:20.855	

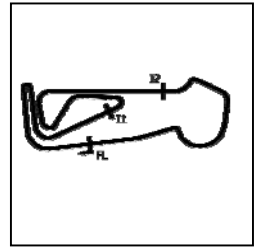
P19 35 GT4S Optimum Motorsport		Aston Martin V8 Vantage GT4									
IDEAL LAP TIME : 1:58.173		BEST LAP TIME : 1:58.173				DIFFERENCE : 0.000					
D1: Connor O'BRIEN		D2: Jack BUTEL									
LAP	SECTOR 1	SECTOR 2		SECTOR 3		LAP TIME	MPH	DIFF	TIME OF DAY		
1 - D2	OUTLAP	84.0	44.667	131.8	40.339	<b>123.1</b>	2:11.171	81.48	12.998	16:36:00.551	
2 - D2	37.238	118.5	42.081	137.2	39.234	122.9	1:58.553 (2)	90.15	0.380	16:37:59.104	
<b>3 - D2</b>	<b>37.068</b>	<b>118.9</b>	<b>42.056</b>	<b>137.5</b>	<b>39.049</b>	<b>123.1</b>	<b>1:58.173 (1)</b>	<b>90.44</b>		<b>16:39:57.277</b>	
4 - D2	37.139	117.5	42.133	137.2	39.152	122.9	1:58.424 D	90.25	0.251	16:41:55.701	

Weather / Track : Cloudy / Dry

Snetterton 300  
Circuit Length = 2.9689 miles  
Start: 16:33 Flag 16:43 End: 16:47

# British GT Championship

## GT4 PRO QUALIFYING - RACE 12 - SECTOR ANALYSIS



SECTOR 1 = FL to I1, SECTOR 2 = I1 to I2, SECTOR 3 = I2 to FL, DIFF = Difference To Personal Best Lap, P = Crossed Finish Line in Pit Lane, D = Time Disallowed

P20		4 GT4S		Tolman Motorsport		McLaren 570S GT4				
IDEAL LAP TIME : 1:57.907		BEST LAP TIME : 1:58.219		DIFFERENCE : 0.312						
D1: Josh SMITH		D2: James DORLIN								
LAP	SECTOR 1	SECTOR 2	SECTOR 3	LAP TIME	MPH	DIFF	TIME OF DAY			
1 - D2	OUTLAP	116.7	46.331	125.4	41.076	123.3	2:09.685	82.41	11.466	16:36:15.214
2 - D2	37.144	118.5	42.229	137.5	<b>38.846</b>	122.6	<b>1:58.219 (1)</b>	<b>90.40</b>		<b>16:38:13.433</b>
3 - D2	<b>37.107</b>	118.1	42.084	137.5	39.234	121.7	1:58.425	90.25	0.206	16:40:11.858
4 - D2	37.298	119.4	42.013	<b>139.2</b>	38.954	<b>124.9</b>	1:58.265	(3)	0.046	16:42:10.123
5 - D2	37.182	<b>120.6</b>	<b>41.954</b>	138.9	39.097	<b>124.9</b>	1:58.233	(2)	0.014	16:44:08.356

P21		62 GT4S		Academy Motorsport		Aston Martin V8 Vantage GT4				
IDEAL LAP TIME : 1:58.272		BEST LAP TIME : 1:58.435		DIFFERENCE : 0.163						
D1: Alex TOTH-JONES		D2: Will MOORE								
LAP	SECTOR 1	SECTOR 2	SECTOR 3	LAP TIME	MPH	DIFF	TIME OF DAY			
1 - D2	OUTLAP	116.7	45.024	133.1	40.937	<b>123.3</b>	2:09.180	82.73	10.745	16:36:20.916
2 - D2	<b>37.118</b>	118.5	<b>42.090</b>	<b>137.5</b>	39.251	122.4	1:58.459	(2)	0.024	16:38:19.375
3 - D2	37.239	<b>118.9</b>	42.132	137.2	<b>39.064</b>	122.9	<b>1:58.435 (1)</b>	<b>90.24</b>		<b>16:40:17.810</b>
4 - D2	38.472	107.0	47.139	115.5	41.270	123.1	2:06.881	(3)	8.446	16:42:24.691

P22		19 GT4PA		Multimatic Motorsports Europe		Ford Mustang GT4				
IDEAL LAP TIME : 1:58.365		BEST LAP TIME : 1:58.460		DIFFERENCE : 0.095						
D1: Alistair MACKINNON		D2: Ben DEVLIN								
LAP	SECTOR 1	SECTOR 2	SECTOR 3	LAP TIME	MPH	DIFF	TIME OF DAY			
1 - D2	OUTLAP	84.0	49.602	131.8	41.380	<b>125.2</b>	2:23.821	74.31	25.361	16:36:48.596
2 - D2	37.176	<b>120.9</b>	42.286	139.2	<b>39.211</b>	124.2	1:58.673	(2)	0.213	16:38:47.269
3 - D2	<b>37.019</b>	120.2	<b>42.135</b>	139.2	39.306	124.0	<b>1:58.460 (1)</b>	<b>90.22</b>		<b>16:40:45.729</b>
4 - D2	37.325	119.6	43.497	<b>139.5</b>	40.529	124.9	2:01.351	(3)	2.891	16:42:47.080

P23		75 GT4S		Optimum Motorsport		Aston Martin V8 Vantage GT4				
IDEAL LAP TIME : 1:58.123		BEST LAP TIME : 1:58.638		DIFFERENCE : 0.515						
D1: Mike ROBINSON		D2: Patrik MATTHIESEN								
LAP	SECTOR 1	SECTOR 2	SECTOR 3	LAP TIME	MPH	DIFF	TIME OF DAY			
1 - D2	OUTLAP	65.0	48.924	103.2	47.345	<b>122.6</b>	2:24.237	74.10	25.599	16:37:09.997
2 - D2	37.369	<b>118.9</b>	42.287	<b>136.1</b>	<b>38.982</b>	122.0	<b>1:58.638 (1)</b>	<b>90.08</b>		<b>16:39:08.635</b>
3 - D2	<b>36.968</b>	118.5	<b>42.173</b>	<b>136.1</b>	39.070	121.7	<del>1:58.244</del> D	90.41		16:41:06.846
4 - D2	37.210	117.9	42.383	<b>136.1</b>	39.307	122.0	1:58.900	(2)	0.262	16:43:05.746

Weather / Track : Cloudy / Dry

Snetterton 300  
 Circuit Length = 2.9689 miles  
 Start: 16:33 Flag 16:43 End: 16:47

# British GT Championship

## GT4 PRO QUALIFYING - RACE 12 - BEST SECTORS

SECTOR 1				SECTOR 2				SECTOR 3				IDEAL / BEST COMPARISON			
POS	NO	NAME	TIME	NO	NAME	TIME	NO	NAME	TIME	POS	NO	NAME	IDEAL	BEST	DIFF
													<b>PERFECT LAP</b>	<b>1:56.332</b>	
1	66	Team Parker Racing	36.558	66	Team Parker Racing	41.303	97	TF Sport	38.471	1	66	Team Parker Racing	1:56.482	1:56.589	0.107
2	57	HHC Motorsport	36.645	15	Multimatic Motorspo	41.383	58	HHC Motorsport	38.614	2	97	TF Sport	1:56.589	1:56.697	0.108
3	97	TF Sport	36.654	88	GT Marques	41.407	66	Team Parker Racing	38.621	3	57	HHC Motorsport	1:56.779	1:56.779	0.000
4	20	Balfe Motorsport	36.656	77	Fox Motorsport	41.413	5	Tolman Motorsport	38.628	4	5	Tolman Motorsport	1:56.826	1:56.886	0.060
5	44	Invictus Games Rac	36.667	97	TF Sport	41.464	57	HHC Motorsport	38.630	5	20	Balfe Motorsport	1:56.890	1:57.005	0.115
6	5	Tolman Motorsport	36.683	57	HHC Motorsport	41.504	29	Steller Performance	38.651	6	29	Steller Performance	1:56.899	1:57.187	0.288
7	15	Multimatic Motorspo	36.687	5	Tolman Motorsport	41.515	20	Balfe Motorsport	38.680	7	88	GT Marques	1:56.917	1:56.973	0.056
8	11	Beechdean AMR	36.709	29	Steller Performance	41.538	11	Beechdean AMR	38.694	8	15	Multimatic Motorsports	1:57.005	1:57.059	0.054
9	29	Steller Performance	36.710	20	Balfe Motorsport	41.554	44	Invictus Games Rac	38.763	9	77	Fox Motorsport	1:57.005	1:57.048	0.043
10	88	GT Marques	36.727	58	HHC Motorsport	41.566	32	Track Focused	38.777	10	44	Invictus Games Rac	1:57.053	1:57.054	0.001
11	77	Fox Motorsport	36.734	44	Invictus Games Rac	41.623	88	GT Marques	38.783	11	58	HHC Motorsport	1:57.054	1:57.054	0.000
12	58	HHC Motorsport	36.874	11	Beechdean AMR	41.685	95	TF Sport	38.813	12	11	Beechdean AMR	1:57.088	1:57.414	0.326
13	42	Century Motorsport	36.903	23	RACE Performance	41.891	43	Century Motorsport	38.814	13	43	Century Motorsport	1:57.700	1:57.708	0.008
14	43	Century Motorsport	36.931	95	TF Sport	41.895	4	Tolman Motorsport	38.846	14	23	RACE Performance	1:57.719	1:57.719	0.000
15	23	RACE Performance	36.931	4	Tolman Motorsport	41.954	77	Fox Motorsport	38.858	15	95	TF Sport	1:57.824	1:58.116	0.292
16	61	Academy Motorspor	36.957	43	Century Motorsport	41.955	23	RACE Performance	38.897	16	4	Tolman Motorsport	1:57.907	1:58.219	0.312
17	75	Optimum Motorspor	36.968	61	Academy Motorspor	41.961	15	Multimatic Motorspo	38.935	17	42	Century Motorsport	1:57.947	1:58.134	0.187
18	19	Multimatic Motorspo	37.019	32	Track Focused	41.969	42	Century Motorsport	38.938	18	61	Academy Motorsport	1:58.006	1:58.121	0.115
19	35	Optimum Motorspor	37.068	35	Optimum Motorspor	42.056	75	Optimum Motorspor	38.982	19	32	Track Focused	1:58.114	1:58.114	0.000
20	4	Tolman Motorsport	37.107	62	Academy Motorspor	42.090	35	Optimum Motorspor	39.049	20	75	Optimum Motorsport	1:58.123	1:58.638	0.515
21	95	TF Sport	37.116	42	Century Motorsport	42.106	62	Academy Motorspor	39.064	21	35	Optimum Motorsport	1:58.173	1:58.173	0.000
22	62	Academy Motorspor	37.118	19	Multimatic Motorspo	42.135	61	Academy Motorspor	39.088	22	62	Academy Motorsport	1:58.272	1:58.435	0.163
23	32	Track Focused	37.368	75	Optimum Motorspor	42.173	19	Multimatic Motorspo	39.211	23	19	Multimatic Motorsports	1:58.365	1:58.460	0.095

Weather / Track : Cloudy / Dry

Results can be found at [www.tsl-timing.com](http://www.tsl-timing.com)

Snetterton 300

Circuit Length = 2.9689 miles

Start: 16:33 Flag 16:43 End: 16:47

Printed - 16:50 Saturday, 18 May 2019

# British GT Championship

## GT4 PRO QUALIFYING - RACE 12 - BEST SPEEDS

POS	INTERMEDIATE 1			INTERMEDIATE 2			FINISH LINE		
	NO	NAME	MPH	NO	NAME	MPH	NO	NAME	MPH
1	44	Invictus Games Racing	122.4	44	Invictus Games Racing	142.4	44	Invictus Games Racing	128.3
2	57	HHC Motorsport	122.0	77	Fox Motorsport	141.5	43	Century Motorsport	126.3
3	5	Tolman Motorsport	121.7	58	HHC Motorsport	141.2	5	Tolman Motorsport	126.1
4	77	Fox Motorsport	121.7	57	HHC Motorsport	140.9	58	HHC Motorsport	126.1
5	20	Balfe Motorsport	121.5	88	GT Marques	140.9	23	RACE Performance	126.1
6	58	HHC Motorsport	121.5	42	Century Motorsport	140.9	57	HHC Motorsport	125.9
7	29	Steller Performance	121.5	20	Balfe Motorsport	140.6	20	Balfe Motorsport	125.9
8	42	Century Motorsport	121.3	43	Century Motorsport	140.6	77	Fox Motorsport	125.9
9	66	Team Parker Racing	121.1	5	Tolman Motorsport	140.3	11	Beechdean AMR	125.9
10	23	RACE Performance	120.9	66	Team Parker Racing	140.1	42	Century Motorsport	125.9
11	19	Multimatic Motorsports Europe	120.9	29	Steller Performance	140.1	88	GT Marques	125.6
12	88	GT Marques	120.6	23	RACE Performance	140.1	66	Team Parker Racing	125.4
13	11	Beechdean AMR	120.6	11	Beechdean AMR	139.8	29	Steller Performance	125.2
14	43	Century Motorsport	120.6	19	Multimatic Motorsports Europe	139.5	19	Multimatic Motorsports Europe	125.2
15	4	Tolman Motorsport	120.6	4	Tolman Motorsport	139.2	4	Tolman Motorsport	124.9
16	97	TF Sport	120.0	97	TF Sport	138.0	97	TF Sport	124.2
17	15	Multimatic Motorsports Europe	119.8	15	Multimatic Motorsports Europe	138.0	15	Multimatic Motorsports Europe	124.2
18	61	Academy Motorsport	119.1	95	TF Sport	137.5	61	Academy Motorsport	123.8
19	95	TF Sport	118.9	61	Academy Motorsport	137.5	62	Academy Motorsport	123.3
20	35	Optimum Motorsport	118.9	35	Optimum Motorsport	137.5	35	Optimum Motorsport	123.1
21	62	Academy Motorsport	118.9	62	Academy Motorsport	137.5	95	TF Sport	122.6
22	75	Optimum Motorsport	118.9	75	Optimum Motorsport	136.1	75	Optimum Motorsport	122.6
23	32	Track Focused	117.5	32	Track Focused	135.0	32	Track Focused	120.6

Weather / Track : Cloudy / Dry

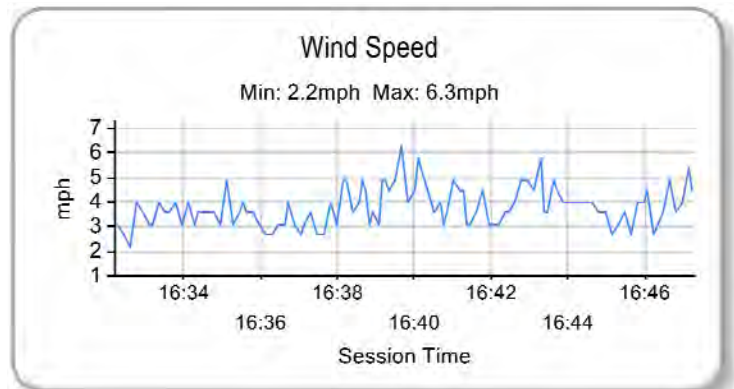
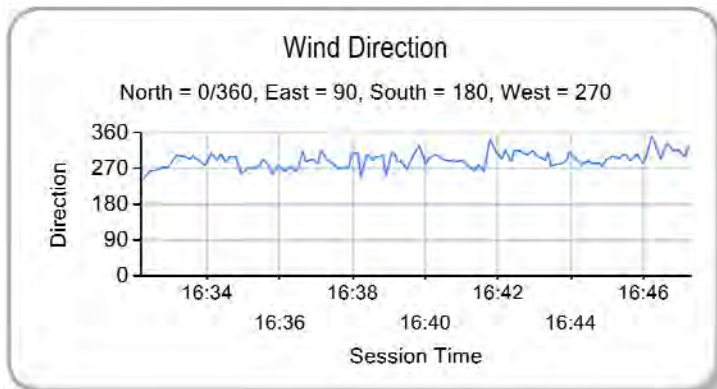
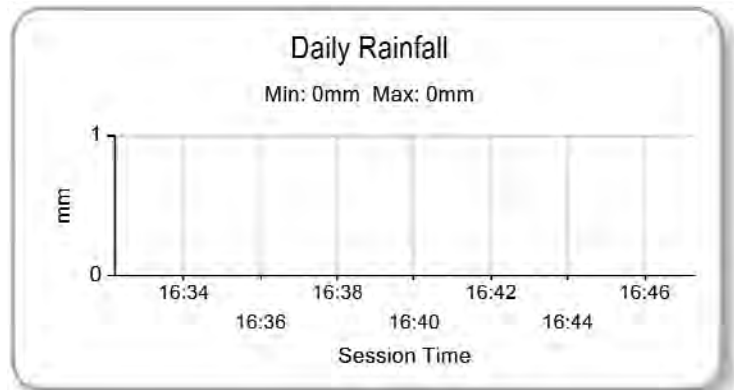
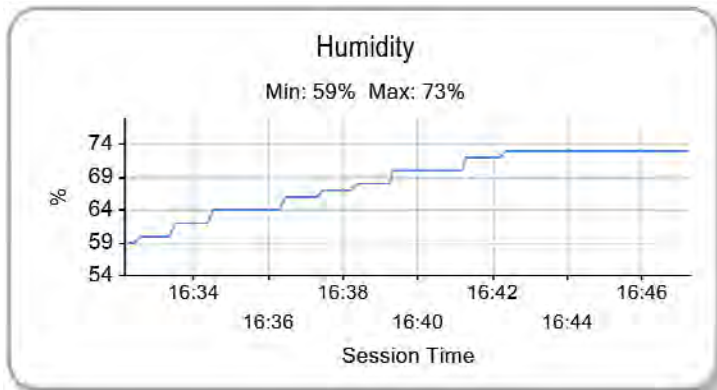
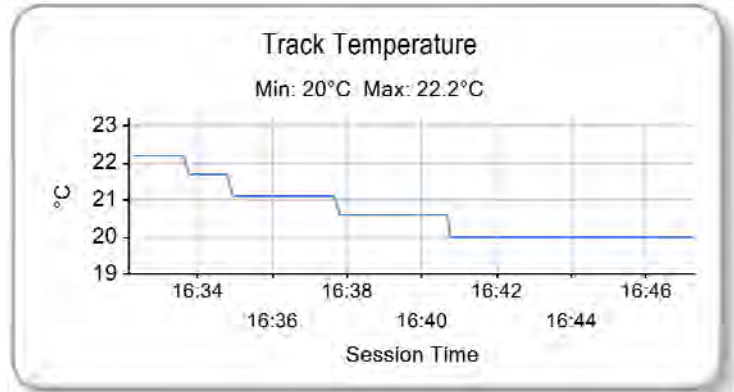
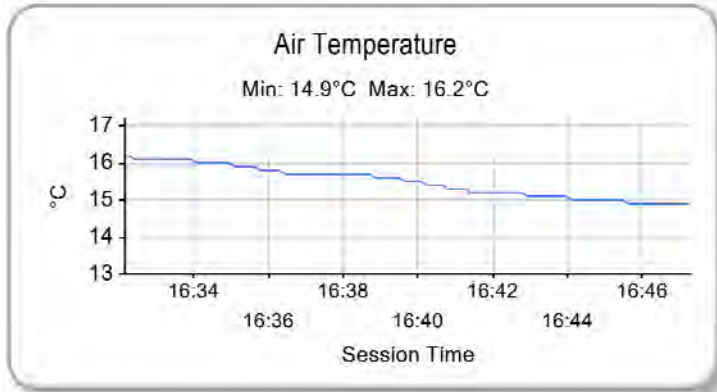
Results can be found at [www.tsl-timing.com](http://www.tsl-timing.com)

Snetterton 300  
Circuit Length = 2.9689 miles  
Start: 16:33 Flag 16:43 End: 16:47

Printed - 16:50 Saturday, 18 May 2019

# British GT Championship

## GT4 PRO QUALIFYING - RACE 12 - WEATHER CONDITIONS



Weather / Track : Cloudy / Dry

Results can be found at [www.tsl-timing.com](http://www.tsl-timing.com)

Snetterton 300  
Circuit Length = 2.9689 miles  
Start: 16:33 Flag 16:43 End: 16:47

Printed - 16:51 Saturday, 18 May 2019

# British GT Championship

## GT4 PRO QUALIFYING - RACE 12 - STATISTICS

**Competitors Started** 23  
**Planned Start** 2019-05-18 @ 16:33:00.000  
**Actual Start** 2019-05-18 @ 16:33:01.375  
**Finish Time** 2019-05-18 @ 16:43:01.635  
**Track Length** 2.9689mi.  
**Total Laps** 94  
**Total Distance Covered** 279.0776mi.

### Session Fastest Lap History

NO	CL	NAME	LAP TIME	TIME OF DAY	LAP	VEHICLE
11	GT4PA	<b>Beechdean AMR</b> <i>M. PLOWMAN</i>	<b>1:57.414</b>	16:37:13.525	2	Aston Martin V8 Vantage GT4
77	GT4PA	<b>Fox Motorsport</b> <i>M. BROADHURST</i>	<b>1:57.048</b>	16:37:14.726	2	Mercedes-AMG GT4
97	GT4S	<b>TF Sport</b> <i>A. HAND</i>	<b>1:56.817</b>	16:37:49.454	2	Aston Martin V8 Vantage GT4
57	GT4S	<b>HHC Motorsport</b> <i>C. POINTON</i>	<b>1:56.779</b>	16:38:10.042	2	McLaren 570S GT4
97	GT4S	<b>TF Sport</b> <i>A. HAND</i>	<b>1:56.697</b>	16:39:46.151	3	Aston Martin V8 Vantage GT4
66	GT4PA	<b>Team Parker Racing</b> <i>MALVERN</i>	<b>1:56.589</b>	16:41:19.963	3	Mercedes-AMG GT4

### Flag History

TYPE	TIME OF DAY
GREEN	16:33:01.375
FINISH	16:43:01.635

### Flag Statistics

TYPE	COUNT	TOTAL LAPS	TOTAL TIME
Green	1	5	14:22.825
Red	0	0	0.000
Safety Car	0	0	0.000
FCY	0	0	0.000

Weather / Track : Cloudy / Dry

These results are provisional until the conclusion of any judicial and technical matters.

Snetterton 300

Circuit Length = 2.9689 miles

Start: 16:33 Flag 16:43 End: 16:47

Race Director : Peter Daly	Stewards :	Timekeeper :
----------------------------	------------	--------------



# British GT Championship

## GT4 PRO QUALIFYING - RACE 12 - STATISTICS

CLASS : GT4S

14 Starters

### Fastest Lap History

NO	NAME	LAP TIME	TIME OF DAY	LAP	VEHICLE
23	<b>RACE Performance</b> <i>A. TAYLOR-SMITH</i>	<b>1:58.406</b>	16:37:18.241	2	Ford Mustang GT4
5	<b>Tolman Motorsport</b> <i>COLLARD</i>	<b>1:57.445</b>	16:37:33.771	2	McLaren 570S GT4
97	<b>TF Sport</b> <i>A. HAND</i>	<b>1:56.817</b>	16:37:49.454	2	Aston Martin V8 Vantage GT4
57	<b>HHC Motorsport</b> <i>C. POINTON</i>	<b>1:56.779</b>	16:38:10.042	2	McLaren 570S GT4
97	<b>TF Sport</b> <i>A. HAND</i>	<b>1:56.697</b>	16:39:46.151	3	Aston Martin V8 Vantage GT4

Weather / Track : Cloudy / Dry

These results are provisional until the conclusion of any judicial and technical matters.

Snetterton 300

Circuit Length = 2.9689 miles

Start: 16:33 Flag 16:43 End: 16:47

Race Director : Peter Daly

Stewards :

Timekeeper :

# British GT Championship

## GT4 PRO QUALIFYING - RACE 12 - STATISTICS

CLASS : GT4PA

9 Starters

### Fastest Lap History

NO	NAME	LAP TIME	TIME OF DAY	LAP	VEHICLE
11	<b>Beechdean AMR</b> <i>M. PLOWMAN</i>	<b>1:57.414</b>	16:37:13.525	2	Aston Martin V8 Vantage GT4
77	<b>Fox Motorsport</b> <i>M. BROADHURST</i>	<b>1:57.048</b>	16:37:14.726	2	Mercedes-AMG GT4
88	<b>GT Marques</b> <i>ZAMPARELLI</i>	<b>1:56.973</b>	16:38:16.140	2	Porsche 718 Cayman GT4 Clubsport
66	<b>Team Parker Racing</b> <i>MALVERN</i>	<b>1:56.845</b>	16:39:23.374	2	Mercedes-AMG GT4
66	<b>Team Parker Racing</b> <i>MALVERN</i>	<b>1:56.589</b>	16:41:19.963	3	Mercedes-AMG GT4

Weather / Track : Cloudy / Dry

These results are provisional until the conclusion of any judicial and technical matters.

Snetterton 300

Circuit Length = 2.9689 miles

Start: 16:33 Flag 16:43 End: 16:47

Race Director : Peter Daly

Stewards :

Timekeeper :