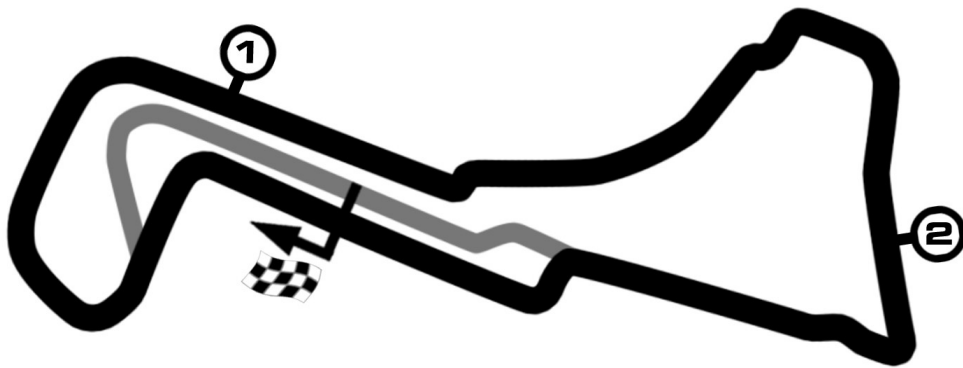


# DTM

**DTM Zolder**

**race 1**



**Circuit Zolder 4000 m**

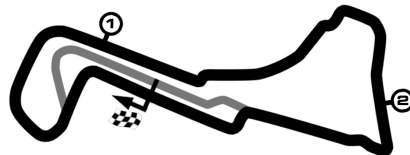
**17. -19.05.2019**

# DTM Zolder

Circuit Zolder, length 4000 m

17. -19.05.2019

DTM



# DTM

## Result race 1, 18.05.2019

-Reg.No.: C-Z-DTM-INT-009

Rk	No	DRIVER/ENTRANT	CAR	LAPS	TIME	GAP	INT	km/h	BEST	IN
1	25	<b>Philipp Eng (AUT)</b> BMW Team RMR	ZF BMW M4 DTM	39	59:34.758			157.102	1:24.421	3
2	47	<b>Joel Eriksson (SWE)</b> BMW Team RBM	CATL BMW M4 DTM	39	59:43.403	08.645	08.645	156.723	1:24.139	10
3	51	<b>Nico Müller (CHE)</b> Audi Sport Team Abt Sportsline	Castrol EDGE Audi RS 5 DTM	39	59:43.587	08.829	00.184	156.714	1:24.310	3
4	28	<b>Loic Duval (FRA)</b> Audi Sport Team Phoenix	MASCOT WORKWEAR Audi RS 5 DTM	39	59:52.917	18.159	09.330	156.308	1:25.036	4
5	99	<b>Mike Rockenfeller (DEU)</b> Audi Sport Team Phoenix	Akrapovic Audi RS 5 DTM	39	59:59.260	24.502	06.343	156.032	1:25.382	4
6	53	<b>Jamie Green (GBR)</b> Audi Sport Team Rosberg	Hoffmann Group Audi RS 5 DTM	39	1:00:07.076	32.318	07.816	155.694	1:24.523	4
7	11	<b>Marco Wittmann (DEU)</b> BMW Team RMG	Schaeffler BMW M4 DTM	39	1:00:07.504	32.746	00.428	155.676	1:24.283	2
8	3	<b>Paul Di Resta (GBR)</b> R-Motorsport 1	Aston Martin Vantage DTM	39	1:00:10.633	35.875	03.129	155.541	1:26.154	3
9	62	<b>Ferdinand von Habsburg (AUT)</b> R-Motorsport 2	Aston Martin Vantage DTM	39	1:00:13.616	38.858	02.983	155.412	1:26.770	6
10	7	<b>Bruno Spengler (CAN)</b> BMW Team RMG	BMW Bank M4 DTM	39	1:00:14.632	39.874	01.016	155.369	1:24.361	2
11	31	<b>Sheldon Van der Linde (RSA)</b> BMW Team RBM	Shell BMW M4 DTM	39	1:00:15.329	40.571	00.697	155.339	1:24.448	3
12	4	<b>Robin Frijns (NLD)</b> Audi Sport Team Abt Sportsline	Aral Ultimate Audi RS 5 DTM	39	1:00:17.479	42.721	02.150	155.246	1:23.751	23
13	16	<b>Timo Glock (DEU)</b> BMW Team RMR	JIVS BMW M4 DTM	39	1:00:20.430	45.672	02.951	155.120	1:24.600	3
14	21	<b>Pietro Fittipaldi (BRA)</b> WRT Team Audi Sport	WRT Audi RS 5 DTM	39	1:00:44.537	1:09.779	24.107	154.094	1:24.582	23
<b>NOT CLASSIFIED</b>										
27		<b>Jonathan Aberdein (RSA)</b> WRT Team Audi Sport	WRT Audi RS 5 DTM	27	42:45.547	12 Runden		151.547	1:25.529	3
33		<b>René Rast (DEU)</b> Audi Sport Team Rosberg	Audi Sport RS 5 DTM	27	43:38.785	12 Runden		148.466	1:24.310	3
23		<b>Daniel Juncadella (ESP)</b> R-Motorsport 2	Aston Martin Vantage DTM	12	17:20.779	27 Runden		166.029	1:25.312	5
76		<b>Jake Dennis (GBR)</b> R-Motorsport 1	Aston Martin Vantage DTM	12	17:24.475	27 Runden		165.442	1:25.815	2

fastest lap: 4 Frijns Robin 1:23.751 = 171.938 km/h at lap 23

Issued:

Clerk of the Course:

Timekeeper:

**Subject to final scrutineering !**



## Lapchart: DTM race 1

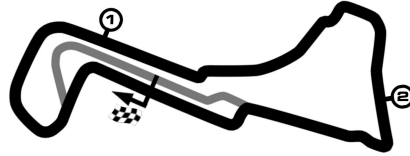
POS	1	2	3	4	5	6	7	8	9	10	11	12	13	14	15	16	17	18	19
LAP 1	7	11	33	31	25	16	4	51	53	47	21	28	23	76	99	27	62	3.	
LAP 2	7	11	33	31	25	4	51	16	53	47	21	28	23	76	27	99.	62.	3	
LAP 3	7	11	33	31	25	4	51	16	53	47	21	28	23	76	27	99	3	62	
LAP 4	7	11	33	31	25	4	51	16	53	47	21	28	23	76	27	99	3	62	
LAP 5	7	11	33	31	25	4	51	16	53	47	21	28	23	76	27	99	3	62	
LAP 6	7	11	33	31	25	4	51	16	53	47	21	28	23	76	27	99	3	62	
LAP 7	7	11	33	31	25	4	51	16	53	47	21	28	23	76	27	99	3	62	
LAP 8	7	11	33	31	25	4	51	16	53	21	28	23	76	27	47.	99	3	62	
LAP 9	7	11	33	31	25	4	51	16	53	21	28	23	76	27	47	99	3	62	
LAP 10	7	11	33	31	25	4	51	16	21	28	23	76	27	53.	47	99	3	62	
LAP 11	7	11	33	31	25	4	51	16	21	28	23	76	27	47	53	99	3	62	
LAP 12	7	11	33	31	4	16	21	23	76	25.	51.	27	28.	47	53	99	3	62	
LAP 13	7	11	33	31	4	16	21	27.	47	25	51	53	99	28	3	62			
LAP 14	7	11	31	33	4	16	21	47	25	51	53	28	99.	27	62	3.			
LAP 15	7	11	33	31	4	16	21	47	25	51	53	28	27	62.	99	3			
LAP 16	7	11	33	31	4	16	21	47	25	51	53	28	27	99	62	3			
LAP 17	7	11	33	31	4	16	21	47	25	51	53	28	27	99	62	3			
LAP 18	7	11	33	31	16	4	47	21	51	25	28	53	27	99	62	3			
LAP 19	7	11	31	33	16	4	25	47	53	51	21	28	27	99	3	62			
LAP 20	11	33	25	47	51	53	28	27	99	3	62	7.	31.	16.	4.	21.			
LAP 21	11	33	25	47	51	53	28	27	99	3	62	7	31	16	4	21			
LAP 22	11	25	33	47	51	53	27	99	28	3	62	7	31	16	4	21			
LAP 23	11	25	47	51	53	33	27	99	28	3	62	7	31	16	4	21			
LAP 24	11	25	47	51	53	33	27	99	28	3	62	7	31	16	4	21			
LAP 25	25	47	51	53	27	28	99	11.	3	62	33.	7	31	16	4	21			
LAP 26	25	47	51	53	28	27	99	3	62	7	31	16	11	4	33	21			
LAP 27	25	47	51	53	28	99	3	62	27.	7	31	16	11	4	21	33.			
LAP 28	25	47	51	53	28	99	3	62	7	31	11	16	4	21					
LAP 29	25	47	51	53	28	99	3	62	7	31	11	16	4	21					
LAP 30	25	47	51	53	28	99	3	62	7	11	31	16	4	21					
LAP 31	25	47	51	53	28	99	3	62	11	7	31	16	4	21					
LAP 32	25	47	51	53	28	99	3	62	11	7	31	16	4	21					
LAP 33	25	47	51	53	28	99	3	62	11	7	31	16	4	21					
LAP 34	25	47	51	53	28	99	3	62	11	7	31	16	4	21					
LAP 35	25	47	51	28	53	99	3	62	11	7	31	16	4	21					
LAP 36	25	47	51	28	53	99	3	11	62	7	31	16	4	21					
LAP 37	25	47	51	28	99	53	3	11	62	7	31	4	16	21					
LAP 38	25	47	51	28	99	53	11	3	62	7	31	4	16	21					
LAP 39	25	47	51	28	99	53	11	3	62	7	31	4	16	21					

# DTM Zolder

Circuit Zolder, length 4000 m

17. -19.05.2019

DTM



# DTM

## Lap by Lap race 1, 18.05.2019

-Reg.No.: C-Z-DTM-INT-009

3 Paul Di Resta , Aston Martin Vantage DTM / GBR															
pit	1:52.353	2	2:01.489	3	<b>1:26.154</b>	4	1:26.265	5	1:26.254	6	1:26.608	7	1:26.956	8	1:27.078
9	1:27.389	10	1:27.568	11	1:27.565	12	1:27.908	13	1:27.918	pit	1:50.389	15	3:01.278	16	1:31.874
17	1:28.660	18	1:38.751	19	1:33.240	20	1:28.014	21	1:27.467	22	1:27.755	23	1:27.303	24	1:27.100
25	1:27.595	26	1:27.681	27	1:28.034	28	1:27.930	29	1:28.428	30	1:27.875	31	1:28.198	32	1:27.839
33	1:27.576	34	1:27.843	35	1:27.711	36	1:27.475	37	1:27.598	38	1:28.301	39	1:27.213		

4 Robin Frijns , Aral Ultimate Audi RS 5 DTM / NLD															
1	1:32.965	2	1:24.183	3	1:24.216	4	1:24.433	5	1:25.479	6	1:25.041	7	1:25.537	8	1:25.334
9	1:25.682	10	1:25.807	11	1:25.772	12	1:26.168	13	1:25.970	14	1:30.284	15	2:12.458	16	2:24.238
17	2:17.901	18	2:19.310	19	1:30.577	pit	1:42.549	21	2:09.958	22	1:24.443	23	<b>1:23.751</b>	24	1:24.395
25	1:24.137	26	1:24.414	27	1:24.564	28	1:24.945	29	1:25.226	30	1:25.128	31	1:25.625	32	1:25.522
33	1:25.680	34	1:25.947	35	1:25.734	36	1:25.677	37	1:26.137	38	1:25.897	39	1:26.395		

7 Bruno Spengler , BMW Bank M4 DTM / CAN															
1	1:29.727	2	<b>1:24.361</b>	3	1:24.463	4	1:24.481	5	1:24.585	6	1:24.681	7	1:25.267	8	1:25.645
9	1:25.719	10	1:25.927	11	1:25.963	12	1:26.166	13	1:26.300	14	1:28.006	15	2:14.495	16	2:24.687
17	2:17.676	18	2:21.980	19	1:28.289	pit	1:40.939	21	2:00.850	22	1:25.125	23	1:24.951	24	1:24.907
25	1:25.031	26	1:25.146	27	1:25.523	28	1:25.529	29	1:25.484	30	1:25.430	31	1:26.692	32	1:26.340
33	1:26.021	34	1:25.929	35	1:25.612	36	1:26.188	37	1:26.607	38	1:26.811	39	1:27.099		

11 Marco Wittmann , Schaeffler BMW M4 DTM / DEU															
1	1:30.362	2	<b>1:24.283</b>	3	1:24.352	4	1:24.586	5	1:24.948	6	1:24.788	7	1:25.076	8	1:25.457
9	1:25.850	10	1:25.699	11	1:26.113	12	1:26.051	13	1:26.424	14	1:28.181	15	2:14.191	16	2:24.719
17	2:17.731	18	2:21.443	19	1:28.645	20	1:27.256	21	1:26.325	22	1:26.020	23	1:25.840	24	1:25.635
pit	1:39.724	26	2:00.111	27	1:24.552	28	1:24.663	29	1:24.290	30	1:25.245	31	1:25.033	32	1:24.807
33	1:25.164	34	1:24.778	35	1:25.316	36	1:26.144	37	1:25.586	38	1:26.597	39	1:25.519		

16 Timo Glock , JIVS BMW M4 DTM / DEU															
1	1:32.838	2	1:26.464	3	<b>1:24.600</b>	4	1:24.717	5	1:25.263	6	1:25.355	7	1:25.658	8	1:25.620
9	1:25.494	10	1:25.332	11	1:25.736	12	1:26.135	13	1:26.782	14	1:28.433	15	2:11.616	16	2:24.565
17	2:17.939	18	2:18.202	19	1:30.409	pit	1:41.192	21	2:00.640	22	1:24.947	23	1:24.685	24	1:25.000
25	1:24.852	26	1:26.122	27	1:25.338	28	1:26.602	29	1:25.203	30	1:25.232	31	1:25.959	32	1:26.371
33	1:26.180	34	1:25.916	35	1:26.144	36	1:26.720	37	1:27.250	38	1:27.588	39	1:27.331		

21 Pietro Fittipaldi , WRT Audi RS 5 DTM / BRA															
1	1:34.971	2	1:25.535	3	1:24.924	4	1:25.138	5	1:25.090	6	1:25.398	7	1:25.814	8	1:25.565
9	1:25.992	10	1:26.278	11	1:26.195	12	1:26.201	13	1:26.517	14	1:27.555	15	2:09.762	16	2:24.595
17	2:18.168	18	2:17.305	19	1:32.886	pit	1:41.888	21	2:18.201	22	1:25.000	23	<b>1:24.582</b>	24	1:25.149
25	1:25.505	26	1:25.828	27	1:26.113	28	1:26.015	29	1:26.122	30	1:26.032	31	1:26.473	32	1:26.527
33	1:26.424	34	1:26.191	35	1:25.645	36	1:28.102	37	1:26.709	38	1:26.861	39	1:27.281		

23 Daniel Juncadella , Aston Martin Vantage DTM / ESP															
1	1:36.351	2	1:25.834	3	1:25.536	4	1:25.381	5	<b>1:25.312</b>	6	1:25.847	7	1:26.116	8	1:25.576
9	1:25.974	10	1:26.462	11	1:26.158	12	1:26.232								

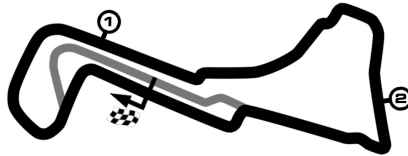
25 Philipp Eng , ZF BMW M4 DTM / AUT															
1	1:31.934	2	1:24.640	3	<b>1:24.421</b>	4	1:24.566	5	1:25.407	6	1:25.151	7	1:25.302	8	1:25.357
9	1:25.430	10	1:26.026	11	1:25.783	pit	1:40.576	13	2:01.540	14	1:41.084	15	1:37.312	16	2:03.000
17	2:18.386	18	2:15.398	19	1:30.230	20	1:27.310	21	1:25.441	22	1:25.932	23	1:25.664	24	1:25.666

# DTM Zolder

Circuit Zolder, length 4000 m

17.-19.05.2019

DTM



# DTM

## Lap by Lap race 1, 18.05.2019

-Reg.No.: C-Z-DTM-INT-009

25	1:25.078	26	1:25.239	27	1:25.255	28	1:25.464	29	1:25.918	30	1:26.057	31	1:26.194	32	1:26.385
33	1:27.016	34	1:26.449	35	1:26.643	36	1:26.709	37	1:26.586	38	1:26.630	39	1:27.579		

### 27 Jonathan Aberdein , WRT Audi RS 5 DTM / RSA

1	1:38.245	2	1:26.593	3	<b>1:25.529</b>	4	1:25.985	5	1:25.628	6	1:26.071	7	1:26.469	8	1:26.962
9	1:27.097	10	1:26.720	11	1:26.854	12	1:27.007	pit	1:41.398	14	2:15.879	15	1:30.900	16	1:54.346
17	2:18.999	18	2:11.174	19	1:32.778	20	1:27.740	21	1:25.795	22	1:27.699	23	1:26.747	24	1:26.120
25	1:27.151	26	1:28.334	pit	1:41.327										

### 28 Loic Duval , MASCOT WORKWEAR Audi RS 5 DTM / FRA

1	1:35.866	2	1:25.254	3	1:25.048	4	<b>1:25.036</b>	5	1:25.304	6	1:25.557	7	1:25.700	8	1:25.623
9	1:25.758	10	1:26.230	11	1:26.277	pit	1:39.658	13	2:13.499	14	1:29.491	15	1:33.982	16	2:02.497
17	2:19.032	18	2:11.734	19	1:32.500	20	1:27.799	21	1:26.149	22	1:29.491	23	1:26.283	24	1:26.040
25	1:26.861	26	1:26.621	27	1:26.602	28	1:26.325	29	1:26.372	30	1:26.260	31	1:26.138	32	1:26.574
33	1:26.786	34	1:27.132	35	1:27.538	36	1:27.268	37	1:27.427	38	1:27.485	39	1:27.720		

### 31 Sheldon Van der Linde , Shell BMW M4 DTM / RSA

1	1:31.448	2	1:24.534	3	<b>1:24.448</b>	4	1:24.586	5	1:24.847	6	1:25.129	7	1:25.214	8	1:25.417
9	1:25.871	10	1:25.706	11	1:25.852	12	1:26.511	13	1:26.307	14	1:29.175	15	2:13.173	16	2:24.396
17	2:17.675	18	2:20.156	19	1:29.283	pit	1:41.120	21	2:00.634	22	1:25.001	23	1:24.709	24	1:24.789
25	1:25.121	26	1:25.216	27	1:25.408	28	1:25.557	29	1:25.445	30	1:26.725	31	1:25.926	32	1:27.017
33	1:25.833	34	1:25.610	35	1:26.160	36	1:25.817	37	1:26.499	38	1:26.450	39	1:26.564		

### 33 René Rast , Audi Sport RS 5 DTM / DEU

1	1:31.026	2	1:24.341	3	<b>1:24.310</b>	4	1:24.518	5	1:24.825	6	1:25.066	7	1:25.089	8	1:25.416
9	1:25.807	10	1:25.857	11	1:25.987	12	1:26.110	13	1:26.409	14	1:31.287	15	2:11.383	16	2:24.296
17	2:17.858	18	2:20.792	19	1:29.966	20	1:27.351	21	1:26.541	22	1:28.079	23	1:28.904	24	1:27.045
pit	1:40.190	26	2:06.422	pit	1:43.910										

### 47 Joel Eriksson , CATL BMW M4 DTM / SWE

1	1:34.555	2	1:25.541	3	1:24.667	4	1:25.077	5	1:24.977	6	1:25.358	7	1:25.589	pit	1:39.784
9	2:00.325	10	<b>1:24.139</b>	11	1:24.553	12	1:24.379	13	1:26.611	14	1:40.915	15	1:37.157	16	2:03.095
17	2:18.258	18	2:15.980	19	1:31.354	20	1:27.338	21	1:25.544	22	1:27.198	23	1:25.482	24	1:25.116
25	1:25.447	26	1:25.221	27	1:25.759	28	1:26.187	29	1:26.238	30	1:26.176	31	1:26.171	32	1:26.146
33	1:26.634	34	1:27.490	35	1:27.133	36	1:27.278	37	1:27.700	38	1:28.448	39	1:28.383		

### 51 Nico Müller , Castrol EDGE Audi RS 5 DTM / CHE

1	1:33.536	2	1:25.026	3	<b>1:24.310</b>	4	1:24.489	5	1:24.798	6	1:25.212	7	1:25.737	8	1:25.522
9	1:25.592	10	1:25.471	11	1:25.814	pit	1:39.627	13	2:02.328	14	1:40.618	15	1:37.229	16	2:02.877
17	2:18.782	18	2:14.261	19	1:31.763	20	1:26.899	21	1:25.933	22	1:26.943	23	1:25.731	24	1:25.271
25	1:25.227	26	1:25.643	27	1:25.311	28	1:26.281	29	1:26.210	30	1:25.914	31	1:26.676	32	1:26.347
33	1:26.295	34	1:26.917	35	1:27.271	36	1:27.759	37	1:27.420	38	1:28.213	39	1:28.334		

### 53 Jamie Green , Hoffmann Group Audi RS 5 DTM / GBR

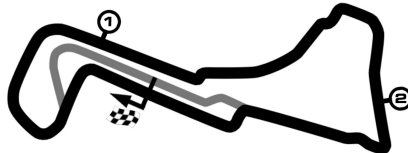
1	1:33.967	2	1:25.767	3	1:24.661	4	<b>1:24.523</b>	5	1:25.101	6	1:25.561	7	1:25.558	8	1:25.824
9	1:25.902	pit	1:39.178	11	2:01.508	12	1:25.087	13	1:25.275	14	1:40.812	15	1:37.985	16	2:02.293
17	2:18.762	18	2:13.821	19	1:30.932	20	1:27.747	21	1:26.263	22	1:26.600	23	1:25.969	24	1:25.468
25	1:25.699	26	1:25.281	27	1:26.298	28	1:26.482	29	1:26.694	30	1:26.691	31	1:26.946	32	1:27.856
33	1:28.209	34	1:29.289	35	1:29.529	36	1:29.868	37	1:31.246	38	1:31.000	39	1:31.424		

# DTM Zolder

Circuit Zolder, length 4000 m

17. -19.05.2019

DTM



# DTM

## Lap by Lap race 1, 18.05.2019

-Reg.No.: C-Z-DTM-INT-009

<b>62 Ferdinand von Habsburg , Aston Martin Vantage DTM / AUT</b>															
1	1:38.418	pit	1:40.699	3	2:05.594	4	1:27.044	5	1:26.796	6	<b>1:26.770</b>	7	1:27.006	8	1:27.298
9	1:27.340	10	1:27.839	11	1:27.878	12	1:27.709	13	1:27.437	14	1:29.452	pit	1:44.450	16	2:07.279
17	1:54.650	18	2:08.529	19	1:34.011	20	1:28.048	21	1:27.568	22	1:27.795	23	1:27.765	24	1:27.641
25	1:27.843	26	1:27.858	27	1:28.141	28	1:28.316	29	1:28.216	30	1:28.021	31	1:28.266	32	1:28.086
33	1:28.167	34	1:27.231	35	1:27.867	36	1:28.476	37	1:27.380	38	1:27.407	39	1:27.325		

<b>76 Jake Dennis , Aston Martin Vantage DTM / GBR</b>															
1	1:36.867	2	<b>1:25.815</b>	3	1:25.866	4	1:25.957	5	1:26.078	6	1:26.115	7	1:26.423	8	1:26.129
9	1:26.325	10	1:26.181	11	1:26.536	12	1:26.183								

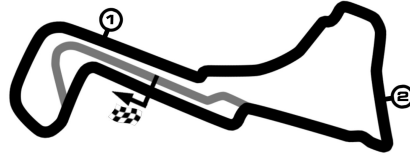
<b>99 Mike Rockenfeller , Akrapovic Audi RS 5 DTM / DEU</b>															
1	1:37.518	pit	1:39.458	3	2:01.657	4	<b>1:25.382</b>	5	1:25.993	6	1:25.657	7	1:26.130	8	1:26.001
9	1:26.791	10	1:26.888	11	1:27.209	12	1:26.809	13	1:27.591	pit	1:40.120	15	2:04.200	16	1:32.092
17	2:12.955	18	2:09.644	19	1:33.048	20	1:27.577	21	1:27.109	22	1:26.854	23	1:26.463	24	1:26.247
25	1:28.081	26	1:27.200	27	1:26.533	28	1:26.297	29	1:26.408	30	1:26.309	31	1:26.861	32	1:27.476
33	1:28.164	34	1:27.247	35	1:27.377	36	1:26.857	37	1:28.441	38	1:28.091	39	1:28.525		

# DTM Zolder

Circuit Zolder, length 4000 m

17. -19.05.2019

DTM



## Lap Analysis race 1, 18.05.2019

-Reg.No.: C-Z-DTM-INT-009

### 3 Paul Di Resta , Aston Martin Vantage DTM / GBR

theoretical besttime: 1:25.981

Lap	Time	S1	V1	S2	V2	S3	V3	Vmax	Lap	Time	S1	V1	S2	V2	S3	V3	Vmax
1	1:52.353	35.667	213	34.408	<b>221</b>			<b>221</b>	21	1:27.467	27.591	211	32.112	219	27.764	215	219
2	2:01.489	1:01.691	210	32.365	220	27.433	212	220	22	1:27.755	27.592	210	32.409	219	27.754	215	219
3	<b>1:26.154</b>	27.138	<b>214</b>	<b>31.675</b>	220	27.341	215	220	23	1:27.303	27.474	212	32.095	219	27.734	213	219
4	1:26.265	27.061	212	31.877	221	<b>27.327</b>	213	221	24	1:27.100	27.318	213	32.096	219	27.686	217	219
5	1:26.254	<b>26.979</b>	213	31.876	220	27.399	216	220	25	1:27.595	27.570	211	32.325	219	27.700	213	219
6	1:26.608	27.192	213	31.969	219	27.447	216	219	26	1:27.681	27.485	211	32.361	219	27.835	213	219
7	1:26.956	27.211	212	32.129	220	27.616	213	220	27	1:28.034	27.670	209	32.501	219	27.863	212	219
8	1:27.078	27.392	212	31.985	220	27.701	213	220	28	1:27.930	27.644	210	32.399	219	27.887	213	219
9	1:27.389	27.329	211	32.230	219	27.830	215	219	29	1:28.428	27.727	209	32.817	219	27.884	213	219
10	1:27.568	27.440	210	32.312	219	27.816	212	219	30	1:27.875	27.544	210	32.403	218	27.928	213	218
11	1:27.565	27.493	208	32.233	219	27.839	213	219	31	1:28.198	27.736	210	32.698	218	27.764	213	218
12	1:27.908	27.646	209	32.478	219	27.784	213	219	32	1:27.839	27.852	211	32.337	219	27.650	212	219
13	1:27.918	27.549	209	32.383	219	27.986	215	219	33	1:27.576	27.401	213	32.438	219	27.737	216	219
14	1:50.389	28.535	202	37.350	204			204	34	1:27.843	27.640	211	32.428	217	27.775	216	217
15	3:01.278	1:32.524	202	49.335	77	39.419	168	77	35	1:27.711	27.826	212	32.315	218	27.570	<b>219</b>	218
16	1:31.874	31.597	210	32.512	217	27.765	213	217	36	1:27.475	27.454	212	32.143	220	27.878	215	220
17	1:28.660	27.774	210	32.742	218	28.144	213	218	37	1:27.598	27.627	212	32.355	219	27.616	217	219
18	1:38.751	28.308	209	33.439	217	37.004	140	217	38	1:28.301	28.316	209	32.266	221	27.719	217	221
19	1:33.240	30.148	205	34.971	220	28.121	215	220	39	1:27.213	27.379	213	31.991	220	27.843	212	220
20	1:28.014	27.826	211	32.441	221	27.747	213	221									

### 4 Robin Frijns , Aral Ultimate Audi RS 5 DTM / NLD

theoretical besttime: 1:23.649

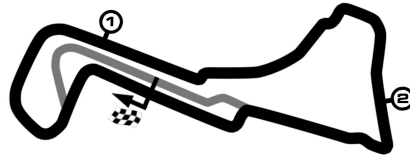
Lap	Time	S1	V1	S2	V2	S3	V3	Vmax	Lap	Time	S1	V1	S2	V2	S3	V3	Vmax
1	1:32.965	33.905	210	32.257	227	26.803	223	227	21	2:09.958	1:09.153	211	33.593	225	27.212	220	225
2	1:24.183	26.816	218	30.858	228	<b>26.509</b>	223	228	22	1:24.443	26.852	216	30.979	227	26.612	219	227
3	1:24.216	26.489	218	30.971	228	26.756	223	228	23	<b>1:23.751</b>	<b>26.354</b>	218	<b>30.786</b>	227	26.611	222	227
4	1:24.433	26.627	<b>219</b>	31.047	228	26.759	<b>231</b>	228	24	1:24.395	26.447	215	31.121	228	26.827	222	228
5	1:25.479	26.829	219	31.160	228	27.490	227	228	25	1:24.137	26.436	217	30.844	228	26.857	217	228
6	1:25.041	26.829	216	31.005	228	27.207	225	228	26	1:24.414	26.581	217	30.922	228	26.911	220	228
7	1:25.537	27.078	216	31.213	228	27.246	222	228	27	1:24.564	26.544	217	30.864	<b>229</b>	27.156	223	<b>229</b>
8	1:25.334	26.957	215	31.277	227	27.100	222	227	28	1:24.945	26.716	215	31.162	228	27.067	216	228
9	1:25.682	27.088	215	31.357	226	27.237	216	226	29	1:25.226	26.675	213	31.337	227	27.214	219	227
10	1:25.807	27.051	213	31.362	225	27.394	227	225	30	1:25.128	26.698	216	31.268	227	27.162	223	227
11	1:25.772	27.061	215	31.479	225	27.232	220	225	31	1:25.625	26.815	213	31.550	226	27.260	220	226
12	1:26.168	27.225	212	31.592	223	27.351	217	223	32	1:25.522	26.832	216	31.312	227	27.378	220	227
13	1:25.970	26.998	214	31.560	227	27.412	217	227	33	1:25.680	26.914	215	31.483	227	27.283	223	227
14	1:30.284	27.191	213	31.682	225	31.411	161	225	34	1:25.947	27.004	214	31.490	227	27.453	227	227
15	2:12.458	37.374	117	49.811	96	45.273	109	96	35	1:25.734	26.981	215	31.619	227	27.134	223	227
16	2:24.238	45.782	116	55.738	93	42.718	124	93	36	1:25.677	27.101	213	31.424	226	27.152	220	226
17	2:17.901	46.941	124	51.465	100	39.495	142	100	37	1:26.137	27.090	217	31.521	224	27.526	223	224
18	2:19.310	42.471	117	46.740	135	50.099	131	135	38	1:25.897	27.020	217	31.552	225	27.325	225	225
19	1:30.577	29.942	211	33.026	225	27.609	226	225	39	1:26.395	27.097	214	31.602	225	27.696	219	225
20	1:42.549	27.741	214	31.822	225			225									

# DTM Zolder

Circuit Zolder, length 4000 m

17. -19.05.2019

DTM



## Lap Analysis race 1, 18.05.2019

-Reg.No.: C-Z-DTM-INT-009

7 Bruno Spengler , BMW Bank M4 DTM / CAN										theoretical besttime: 1:24.117							
Lap	Time	S1	V1	S2	V2	S3	V3	Vmax	Lap	Time	S1	V1	S2	V2	S3	V3	Vmax
1	1:29.727	31.958	218	31.205	227	<b>26.564</b>	220	227	21	2:00.850	1:01.944	211	31.969	226	26.937	219	226
2	<b>1:24.361</b>	26.755	<b>219</b>	<b>31.009</b>	<b>229</b>	26.597	220	<b>229</b>	22	1:25.125	26.882	216	31.414	227	26.829	220	227
3	1:24.463	26.574	219	31.070	228	26.819	220	228	23	1:24.951	26.739	216	31.385	227	26.827	220	227
4	1:24.481	<b>26.544</b>	219	31.164	228	26.773	220	228	24	1:24.907	26.688	215	31.297	228	26.922	222	228
5	1:24.585	26.610	218	31.183	228	26.792	220	228	25	1:25.031	26.749	214	31.368	228	26.914	220	228
6	1:24.681	26.640	217	31.092	228	26.949	222	228	26	1:25.146	26.838	215	31.328	228	26.980	220	228
7	1:25.267	26.770	216	31.353	227	27.144	220	227	27	1:25.523	26.930	213	31.483	228	27.110	220	228
8	1:25.645	26.916	217	31.500	227	27.229	220	227	28	1:25.529	27.020	213	31.358	228	27.151	220	228
9	1:25.719	27.052	213	31.506	227	27.161	220	227	29	1:25.484	26.878	213	31.465	228	27.141	220	228
10	1:25.927	27.034	213	31.603	227	27.290	220	227	30	1:25.430	26.903	215	31.398	228	27.129	220	228
11	1:25.963	26.988	215	31.621	226	27.354	220	226	31	1:26.692	27.039	214	31.645	227	28.008	222	227
12	1:26.166	27.165	213	31.694	227	27.307	220	227	32	1:26.340	27.465	215	31.816	228	27.059	223	228
13	1:26.300	27.160	213	31.788	226	27.352	220	226	33	1:26.021	27.017	216	31.848	227	27.156	223	227
14	1:28.006	27.211	212	32.009	226	28.786	212	226	34	1:25.929	27.042	213	31.597	227	27.290	226	227
15	2:14.495	39.940	145	49.615	110	44.940	122	110	35	1:25.612	26.909	216	31.506	228	27.197	226	228
16	2:24.687	45.967	126	55.187	115	43.533	112	115	36	1:26.188	27.088	216	31.766	227	27.334	<b>227</b>	227
17	2:17.676	46.752	128	51.176	123	39.748	137	123	37	1:26.607	27.095	215	32.144	227	27.368	225	227
18	2:21.980	42.724	143	46.538	135	52.718	129	135	38	1:26.811	27.469	215	31.910	226	27.432	227	226
19	1:28.289	28.921	213	31.995	225	27.373	217	225	39	1:27.099	27.275	215	32.221	225	27.603	223	225
20	1:40.939	27.441	213	31.910	225												

11 Marco Wittmann , Schaeffler BMW M4 DTM / DEU										theoretical besttime: 1:24.063							
Lap	Time	S1	V1	S2	V2	S3	V3	Vmax	Lap	Time	S1	V1	S2	V2	S3	V3	Vmax
1	1:30.362	32.413	215	31.364	229	<b>26.585</b>	222	229	21	1:26.325	27.153	213	31.585	227	27.587	219	227
2	<b>1:24.283</b>	26.629	<b>222</b>	31.003	229	26.651	<b>226</b>	229	22	1:26.020	27.042	214	31.574	227	27.404	219	227
3	1:24.352	26.637	221	<b>30.896</b>	229	26.819	226	229	23	1:25.840	26.992	213	31.584	226	27.264	220	226
4	1:24.586	26.803	220	31.002	229	26.781	223	229	24	1:25.635	26.851	214	31.452	227	27.332	220	227
5	1:24.948	26.765	216	31.150	228	27.033	222	228	25	1:39.724	26.899	213	31.597	227			227
6	1:24.788	26.611	216	31.163	228	27.014	222	228	26	2:00.111	1:01.147	209	31.907	228	27.057	220	228
7	1:25.076	26.671	216	31.214	228	27.191	222	228	27	1:24.552	26.871	220	30.950	229	26.731	223	229
8	1:25.457	26.830	214	31.373	227	27.254	222	227	28	1:24.663	26.794	219	30.989	228	26.880	223	228
9	1:25.850	26.986	214	31.599	227	27.265	222	227	29	1:24.290	<b>26.582</b>	221	30.955	228	26.753	225	228
10	1:25.699	26.962	214	31.438	227	27.299	222	227	30	1:25.245	26.794	217	31.468	229	26.983	222	229
11	1:26.113	27.098	215	31.615	228	27.400	222	228	31	1:25.033	26.744	220	31.149	<b>230</b>	27.140	225	<b>230</b>
12	1:26.051	27.052	213	31.709	227	27.290	220	227	32	1:24.807	26.589	218	31.137	229	27.081	220	229
13	1:26.424	27.181	213	31.829	227	27.414	220	227	33	1:25.164	26.665	219	31.282	229	27.217	220	229
14	1:28.181	27.125	216	31.823	227	29.233	215	227	34	1:24.778	26.620	218	30.991	229	27.167	220	229
15	2:14.191	39.662	144	50.053	95	44.476	104	95	35	1:25.316	26.720	218	31.090	230	27.506	222	230
16	2:24.719	46.112	122	55.295	106	43.312	111	106	36	1:26.144	27.221	217	31.418	228	27.505	223	228
17	2:17.731	46.880	126	51.146	113	39.705	137	113	37	1:25.586	26.939	219	31.319	227	27.328	225	227
18	2:21.443	42.767	137	46.509	113	52.167	127	113	38	1:26.597	27.550	215	31.745	228	27.302	223	228
19	1:28.645	29.244	214	32.002	226	27.399	220	226	39	1:25.519	26.848	217	31.443	227	27.228	220	227
20	1:27.256	27.449	213	31.850	227	27.957	220	227									

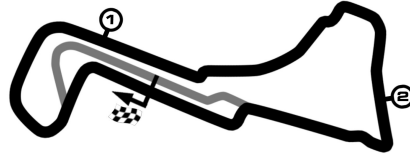


# DTM Zolder

Circuit Zolder, length 4000 m

17.-19.05.2019

DTM



-Reg.No.: C-Z-DTM-INT-009

## Lap Analysis race 1, 18.05.2019

### 16 Timo Glock , JIVS BMW M4 DTM / DEU

theoretical besttime: 1:24.411

Lap	Time	S1	V1	S2	V2	S3	V3	Vmax	Lap	Time	S1	V1	S2	V2	S3	V3	Vmax
1	1:32.838	33.697	211	32.155	227	26.986	222	227	21	2:00.640	1:01.638	212	31.777	226	27.225	219	226
2	1:26.464	27.430	213	32.239	227	<b>26.795</b>	222	227	22	1:24.947	26.793	216	31.203	226	26.951	219	226
3	<b>1:24.600</b>	26.559	218	31.195	<b>229</b>	26.846	220	<b>229</b>	23	1:24.685	26.560	<b>220</b>	31.215	226	26.910	220	226
4	1:24.717	<b>26.490</b>	218	31.307	227	26.920	<b>223</b>	227	24	1:25.000	26.665	219	31.352	226	26.983	223	226
5	1:25.263	26.738	217	31.241	227	27.284	223	227	25	1:24.852	26.729	214	<b>31.126</b>	227	26.997	219	227
6	1:25.355	26.761	215	31.316	226	27.278	223	226	26	1:26.122	27.603	213	31.375	226	27.144	219	226
7	1:25.658	26.843	213	31.459	226	27.356	220	226	27	1:25.338	26.883	217	31.387	227	27.068	220	227
8	1:25.620	26.926	213	31.356	226	27.338	219	226	28	1:26.602	27.941	214	31.490	228	27.171	220	228
9	1:25.494	26.827	216	31.413	225	27.254	223	225	29	1:25.203	26.888	218	31.332	227	26.983	223	227
10	1:25.332	26.793	214	31.321	225	27.218	223	225	30	1:25.232	26.685	213	31.254	226	27.293	219	226
11	1:25.736	26.871	212	31.559	227	27.306	220	227	31	1:25.959	26.970	212	31.548	226	27.441	219	226
12	1:26.135	26.961	212	31.746	225	27.428	219	225	32	1:26.371	27.152	212	31.850	226	27.369	220	226
13	1:26.782	27.219	211	31.924	224	27.639	219	224	33	1:26.180	27.098	217	31.744	227	27.338	222	227
14	1:28.433	27.112	213	31.848	226	29.473	186	226	34	1:25.916	27.123	211	31.487	227	27.306	223	227
15	2:11.616	36.422	124	50.120	96	45.074	111	96	35	1:26.144	26.939	216	31.807	227	27.398	219	227
16	2:24.565	45.763	112	55.924	80	42.878	125	80	36	1:26.720	27.292	209	31.864	225	27.564	219	225
17	2:17.939	46.898	125	51.111	94	39.930	144	94	37	1:27.250	27.102	213	31.924	225	28.224	219	225
18	2:18.202	41.955	126	46.893	134	49.354	131	134	38	1:27.588	27.666	207	32.177	225	27.745	217	225
19	1:30.409	29.786	207	32.918	224	27.705	219	224	39	1:27.331	27.278	209	31.985	224	28.068	175	224
20	1:41.192	27.569	211	31.896	225			225									

### 21 Pietro Fittipaldi , WRT Audi RS 5 DTM / BRA

theoretical besttime: 1:24.553

Lap	Time	S1	V1	S2	V2	S3	V3	Vmax	Lap	Time	S1	V1	S2	V2	S3	V3	Vmax
1	1:34.971	34.649	215	33.349	<b>229</b>	26.973	222	<b>229</b>	21	2:18.201	1:18.882	210	32.146	225	27.173	219	225
2	1:25.535	26.952	217	31.598	228	26.985	222	228	22	1:25.000	<b>26.646</b>	214	31.403	226	26.951	217	226
3	1:24.924	26.712	<b>218</b>	31.287	228	26.925	222	228	23	<b>1:24.582</b>	26.675	213	<b>31.091</b>	227	<b>26.816</b>	219	227
4	1:25.138	26.685	216	31.371	228	27.082	220	228	24	1:25.149	26.648	213	31.273	227	27.228	216	227
5	1:25.090	26.680	218	31.426	225	26.984	<b>226</b>	225	25	1:25.505	26.905	214	31.435	226	27.165	219	226
6	1:25.398	26.688	214	31.505	228	27.205	220	228	26	1:25.828	26.846	214	31.609	227	27.373	217	227
7	1:25.814	26.846	213	31.590	227	27.378	220	227	27	1:26.113	26.948	213	31.814	225	27.351	217	225
8	1:25.565	26.757	214	31.403	226	27.405	220	226	28	1:26.015	26.949	215	31.678	225	27.388	217	225
9	1:25.992	26.913	215	31.676	225	27.403	219	225	29	1:26.122	26.950	214	31.849	224	27.323	217	224
10	1:26.278	26.961	213	31.517	226	27.800	223	226	30	1:26.032	26.803	213	31.613	225	27.616	217	225
11	1:26.195	27.060	214	31.646	225	27.489	219	225	31	1:26.473	26.941	213	31.822	226	27.710	216	226
12	1:26.201	27.126	213	31.765	224	27.310	219	224	32	1:26.527	26.976	215	31.987	226	27.564	217	226
13	1:26.517	27.177	213	31.941	223	27.399	219	223	33	1:26.424	26.993	214	31.878	225	27.553	220	225
14	1:27.555	27.120	212	32.231	224	28.204	219	224	34	1:26.191	26.914	213	31.766	225	27.511	222	225
15	2:09.762	34.609	129	49.978	102	45.175	126	102	35	1:25.645	26.814	217	31.470	226	27.361	223	226
16	2:24.595	45.924	103	55.949	73	42.722	131	73	36	1:28.102	27.129	213	33.254	224	27.719	217	224
17	2:18.168	46.592	128	51.409	97	40.167	139	97	37	1:26.709	27.239	215	31.754	226	27.716	219	226
18	2:17.305	41.625	143	46.910	111	48.770	133	111	38	1:26.861	27.156	214	32.225	223	27.480	222	223
19	1:32.886	30.382	208	34.720	223	27.784	220	223	39	1:27.281	27.322	213	32.249	224	27.710	220	224
20	1:41.888	27.472	213	32.166	224			224									

### 23 Daniel Juncadella , Aston Martin Vantage DTM / ESP

theoretical besttime: 1:25.209

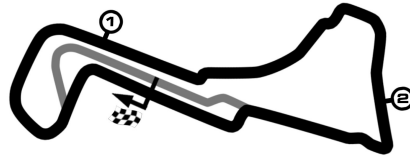
Lap	Time	S1	V1	S2	V2	S3	V3	Vmax	Lap	Time	S1	V1	S2	V2	S3	V3	Vmax
1	1:36.351	35.213	209	33.910	222	27.228	216	222	7	1:26.116	27.035	212	31.592	223	27.489	216	223
2	1:25.834	27.107	214	31.661	223	<b>27.066</b>	217	223	8	1:25.576	26.906	214	<b>31.367</b>	223	27.303	219	223
3	1:25.536	26.805	<b>215</b>	31.489	223	27.242	216	223	9	1:25.974	27.037	213	31.534	223	27.403	217	223
4	1:25.381	26.785	215	31.398	<b>224</b>	27.198	216	<b>224</b>	10	1:26.462	27.249	209	31.707	222	27.506	215	222
5	<b>1:25.312</b>	<b>26.776</b>	215	31.371	223	27.165	<b>219</b>	223	11	1:26.158	27.057	211	31.640	223	27.461	216	223
6	1:25.847	26.940	213	31.512	223	27.395	217	223	12	1:26.232	27.083	212	31.523	223	27.626	216	223

# DTM Zolder

Circuit Zolder, length 4000 m

17.-19.05.2019

DTM



## Lap Analysis race 1, 18.05.2019

-Reg.No.: C-Z-DTM-INT-009

### 25 Philipp Eng , ZF BMW M4 DTM / AUT

theoretical besttime: 1:24.286

Lap	Time	S1	V1	S2	V2	S3	V3	Vmax	Lap	Time	S1	V1	S2	V2	S3	V3	Vmax
1	1:31.934	33.364	211	31.895	227	<b>26.675</b>	222	227	21	1:25.441	26.862	<b>219</b>	31.199	227	27.380	220	227
2	1:24.640	26.679	216	31.216	226	26.745	222	226	22	1:25.932	27.150	214	31.515	226	27.267	219	226
3	<b>1:24.421</b>	<b>26.511</b>	217	<b>31.100</b>	227	26.810	222	227	23	1:25.664	27.130	215	31.304	226	27.230	223	226
4	1:24.566	26.598	217	31.125	227	26.843	223	227	24	1:25.666	27.038	215	31.534	226	27.094	<b>226</b>	226
5	1:25.407	26.744	215	31.242	226	27.421	222	226	25	1:25.078	26.881	216	31.229	227	26.968	225	227
6	1:25.151	26.676	216	31.133	227	27.342	220	227	26	1:25.239	26.873	214	31.243	227	27.123	220	227
7	1:25.302	26.875	213	31.152	227	27.275	222	227	27	1:25.255	26.939	215	31.234	227	27.082	222	227
8	1:25.357	26.818	215	31.299	226	27.240	222	226	28	1:25.464	26.907	215	31.263	227	27.294	220	227
9	1:25.430	26.921	216	31.285	226	27.224	223	226	29	1:25.918	27.189	213	31.500	227	27.229	220	227
10	1:26.026	27.095	213	31.506	226	27.425	219	226	30	1:26.057	27.149	213	31.680	225	27.228	220	225
11	1:25.783	26.963	214	31.464	226	27.356	222	226	31	1:26.194	27.296	213	31.602	226	27.296	219	226
12	1:40.576	27.161	214	31.515	225			225	32	1:26.385	27.265	213	31.552	226	27.568	219	226
13	2:01.540	1:01.619	211	32.791	224	27.130	220	224	33	1:27.016	27.311	211	31.933	225	27.772	219	225
14	1:41.084	27.896	163	41.662	172	31.526	183	172	34	1:26.449	27.195	213	31.747	225	27.507	219	225
15	1:37.312	30.967	192	35.875	209	30.470	174	209	35	1:26.643	27.122	213	31.885	226	27.636	219	226
16	2:03.000	31.747	197	49.395	80	41.858	118	80	36	1:26.709	27.386	212	31.747	226	27.576	220	226
17	2:18.386	46.677	113	51.617	96	40.092	112	96	37	1:26.586	27.185	214	31.757	225	27.644	219	225
18	2:15.398	42.055	111	46.350	96	46.993	130	96	38	1:26.630	27.206	213	31.840	225	27.584	219	225
19	1:30.230	29.498	211	33.107	225	27.625	223	225	39	1:27.579	27.450	213	32.346	223	27.783	220	223
20	1:27.310	27.770	214	31.757	<b>228</b>	27.783	220	<b>228</b>									

### 27 Jonathan Aberdein , WRT Audi RS 5 DTM / RSA

theoretical besttime: 1:25.360

Lap	Time	S1	V1	S2	V2	S3	V3	Vmax	Lap	Time	S1	V1	S2	V2	S3	V3	Vmax
1	1:38.245	36.380	215	34.032	<b>228</b>	27.833	219	<b>228</b>	15	1:30.900	28.121	214	34.104	215	28.675	219	215
2	1:26.593	26.996	216	31.766	228	27.831	216	228	16	1:54.346	27.630	211	44.306	80	42.410	111	80
3	<b>1:25.529</b>	26.624	217	<b>31.502</b>	227	27.403	219	227	17	2:18.999	46.916	88	51.236	83	40.847	138	83
4	1:25.985	26.710	<b>218</b>	31.914	226	27.361	219	226	18	2:11.174	41.028	102	46.076	91	44.070	133	91
5	1:25.628	<b>26.611</b>	213	31.770	227	<b>27.247</b>	220	227	19	1:32.778	30.207	209	34.514	226	28.057	220	226
6	1:26.071	26.750	213	31.837	226	27.484	222	226	20	1:27.740	27.182	215	32.209	227	28.349	219	227
7	1:26.469	26.789	211	32.088	226	27.592	217	226	21	1:25.795	26.996	218	31.550	228	27.249	<b>226</b>	228
8	1:26.962	27.075	212	31.938	225	27.949	217	225	22	1:27.699	27.489	215	31.691	225	28.519	220	225
9	1:27.097	27.111	212	32.009	226	27.977	222	226	23	1:26.747	27.186	213	31.787	225	27.774	219	225
10	1:26.720	27.054	214	31.882	225	27.784	219	225	24	1:26.120	26.905	214	31.809	227	27.406	223	227
11	1:26.854	26.953	215	32.111	220	27.790	219	220	25	1:27.151	27.338	214	32.072	226	27.741	219	226
12	1:27.007	27.093	215	32.270	224	27.644	217	224	26	1:28.334	28.484	215	32.165	227	27.685	219	227
13	1:41.398	26.954	214	32.874	219			219	27	1:41.327	27.088	214	32.539	197			197
14	2:15.879	1:09.092	203	37.286	208	29.501	215	208									

### 28 Loic Duval , MASCOT WORKWEAR Audi RS 5 DTM / FRA

theoretical besttime: 1:24.889

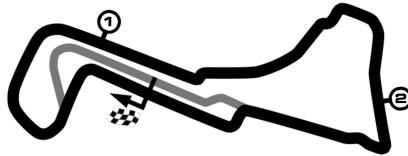
Lap	Time	S1	V1	S2	V2	S3	V3	Vmax	Lap	Time	S1	V1	S2	V2	S3	V3	Vmax
1	1:35.866	34.941	213	33.854	225	27.071	219	225	21	1:26.149	27.135	216	31.536	225	27.478	219	225
2	1:25.254	26.814	213	31.413	228	27.027	219	228	22	1:29.491	30.077	214	31.970	224	27.444	219	224
3	1:25.048	26.763	215	<b>31.265</b>	<b>229</b>	27.020	219	<b>229</b>	23	1:26.283	27.092	215	31.820	225	27.371	222	225
4	<b>1:25.036</b>	26.681	214	31.347	226	<b>27.008</b>	219	226	24	1:26.040	26.889	215	31.644	227	27.507	219	227
5	1:25.304	26.703	214	31.365	226	27.236	219	226	25	1:26.861	27.043	<b>219</b>	32.258	225	27.560	215	225
6	1:25.557	<b>26.616</b>	215	31.584	227	27.357	220	227	26	1:26.621	27.254	214	31.876	225	27.491	219	225
7	1:25.700	26.729	214	31.539	226	27.432	<b>223</b>	226	27	1:26.602	27.099	214	31.775	224	27.728	215	224
8	1:25.623	26.847	213	31.523	226	27.253	219	226	28	1:26.325	27.051	214	31.642	226	27.632	216	226
9	1:25.758	26.917	213	31.509	225	27.332	220	225	29	1:26.372	26.946	213	31.887	225	27.539	222	225
10	1:26.230	26.992	213	31.710	224	27.528	219	224	30	1:26.260	26.874	213	31.816	225	27.570	220	225
11	1:26.277	26.978	214	31.677	226	27.622	217	226	31	1:26.138	26.949	213	31.750	226	27.439	219	226
12	1:39.658	27.054	214	31.859	224			224	32	1:26.574	26.988	215	31.784	222	27.802	216	222
13	2:13.499	1:10.452	210	34.553	219	28.494	219	219	33	1:26.786	27.084	214	32.092	223	27.610	222	223
14	1:29.491	28.334	213	32.888	219	28.269	216	219	34	1:27.132	27.127	215	32.197	225	27.808	220	225
15	1:33.982	28.007	207	36.802	213	29.173	216	213	35	1:27.538	27.331	216	32.113	224	28.094	220	224
16	2:02.497	31.028	198	49.007	74	42.462	117	74	36	1:27.268	27.352	215	32.119	223	27.797	220	223
17	2:19.032	46.930	97	51.473	86	40.629	136	86	37	1:27.427	27.333	216	32.392	223	27.702	220	223
18	2:11.734	41.342	107	45.886	94	44.506	136	94	38	1:27.485	27.267	216	32.206	224	28.012	222	224
19	1:32.500	30.398	205	34.489	223	27.613	219	223	39	1:27.720	27.531	215	32.236	223	27.953	219	223
20	1:27.799	27.519	214	32.200	225	28.080	219	225									

# DTM Zolder

Circuit Zolder, length 4000 m

17.-19.05.2019

DTM



# DTM

-Reg.No.: C-Z-DTM-INT-009

## Lap Analysis race 1, 18.05.2019

### 31 Sheldon Van der Linde , Shell BMW M4 DTM / RSA

theoretical besttime: 1:24.333

Lap	Time	S1	V1	S2	V2	S3	V3	Vmax	Lap	Time	S1	V1	S2	V2	S3	V3	Vmax
1	1:31.448	33.067	215	31.705	227	<b>26.676</b>	219	227	21	2:00.634	1:01.501	213	32.276	225	26.857	220	225
2	1:24.534	26.711	<b>219</b>	<b>31.109</b>	<b>228</b>	26.714	220	<b>228</b>	22	1:25.001	26.879	210	31.376	226	26.746	226	226
3	<b>1:24.448</b>	<b>26.548</b>	218	31.109	227	26.791	220	227	23	1:24.709	26.687	218	31.175	226	26.847	222	226
4	1:24.586	26.584	218	31.142	227	26.860	220	227	24	1:24.789	26.682	215	31.247	225	26.860	227	225
5	1:24.847	26.698	216	31.235	227	26.914	220	227	25	1:25.121	26.801	217	31.440	226	26.880	220	226
6	1:25.129	26.875	211	31.290	227	26.964	222	227	26	1:25.216	26.979	214	31.363	226	26.874	225	226
7	1:25.214	26.837	216	31.289	226	27.088	<b>227</b>	226	27	1:25.408	26.908	217	31.374	227	27.126	226	227
8	1:25.417	26.887	217	31.432	226	27.098	219	226	28	1:25.557	26.971	217	31.467	227	27.119	219	227
9	1:25.871	27.044	214	31.541	225	27.286	220	225	29	1:25.445	26.962	215	31.322	228	27.161	220	228
10	1:25.706	26.993	214	31.502	226	27.211	220	226	30	1:26.725	26.979	213	31.605	219	28.141	225	219
11	1:25.852	27.033	213	31.573	225	27.246	220	225	31	1:25.926	27.189	214	31.522	226	27.215	225	226
12	1:26.511	27.270	211	31.920	225	27.321	220	225	32	1:27.017	27.811	193	32.028	226	27.178	223	226
13	1:26.307	27.133	213	31.817	225	27.357	220	225	33	1:25.833	27.036	213	31.533	227	27.264	222	227
14	1:29.175	27.223	213	31.819	225	30.133	162	225	34	1:25.610	27.052	213	31.410	226	27.148	223	226
15	2:13.173	37.954	126	50.281	96	44.938	116	96	35	1:26.160	27.067	214	31.667	226	27.426	222	226
16	2:24.396	45.910	118	55.215	101	43.271	127	101	36	1:25.817	27.043	214	31.344	227	27.430	223	227
17	2:17.675	46.985	115	50.930	104	39.760	135	104	37	1:26.499	27.365	211	31.673	225	27.461	220	225
18	2:20.156	42.983	131	46.362	124	50.811	131	124	38	1:26.450	27.261	213	31.791	226	27.398	219	226
19	1:29.283	29.661	211	32.026	225	27.596	219	225	39	1:26.564	27.164	215	31.781	225	27.619	220	225
20	1:41.120	27.368	213	31.732	225			225									

### 33 René Rast , Audi Sport RS 5 DTM / DEU

theoretical besttime: 1:24.226

Lap	Time	S1	V1	S2	V2	S3	V3	Vmax	Lap	Time	S1	V1	S2	V2	S3	V3	Vmax
1	1:31.026	32.627	218	31.589	<b>229</b>	26.810	220	<b>229</b>	15	2:11.383	37.629	119	48.824	95	44.930	113	95
2	1:24.341	26.508	218	31.084	228	<b>26.749</b>	220	228	16	2:24.296	45.991	120	55.228	97	43.077	114	97
3	<b>1:24.310</b>	<b>26.468</b>	218	<b>31.009</b>	229	26.833	222	229	17	2:17.858	47.057	109	51.036	98	39.765	131	98
4	1:24.518	26.474	<b>219</b>	31.118	229	26.926	220	229	18	2:20.792	42.745	127	46.508	119	51.539	130	119
5	1:24.825	26.618	218	31.183	227	27.024	219	227	19	1:29.966	29.878	208	32.426	221	27.662	213	221
6	1:25.066	26.671	215	31.239	225	27.156	219	225	20	1:27.351	27.486	211	31.792	221	28.073	216	221
7	1:25.089	26.628	219	31.220	226	27.241	<b>223</b>	226	21	1:26.541	27.207	213	31.677	220	27.657	215	220
8	1:25.416	26.721	216	31.406	226	27.289	220	226	22	1:28.079	27.944	208	32.350	219	27.785	213	219
9	1:25.807	26.843	215	31.589	227	27.375	220	227	23	1:28.904	28.899	206	32.304	217	27.701	213	217
10	1:25.857	26.886	214	31.529	226	27.442	219	226	24	1:27.045	27.252	209	32.064	218	27.729	211	218
11	1:25.987	26.883	215	31.628	226	27.476	222	226	25	1:40.190	27.425	207	32.071	218			218
12	1:26.110	26.992	214	31.651	225	27.467	219	225	26	2:06.422	1:05.717	203	32.903	216	27.802	208	216
13	1:26.409	27.099	213	31.806	224	27.504	220	224	27	1:43.910	27.127	210	31.953	218			218
14	1:31.287	27.117	213	31.943	224	32.227	157	224									

### 47 Joel Eriksson , CATL BMW M4 DTM / SWE

theoretical besttime: 1:24.070

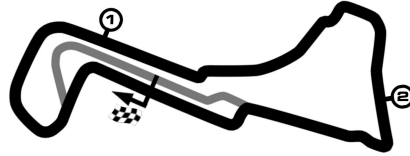
Lap	Time	S1	V1	S2	V2	S3	V3	Vmax	Lap	Time	S1	V1	S2	V2	S3	V3	Vmax
1	1:34.555	34.302	212	33.268	<b>228</b>	26.985	222	<b>228</b>	21	1:25.544	27.173	216	31.328	226	27.043	226	226
2	1:25.541	26.704	215	31.867	227	26.970	222	227	22	1:27.198	27.227	216	32.328	225	27.643	226	225
3	1:24.667	26.670	<b>220</b>	31.253	226	26.744	<b>227</b>	226	23	1:25.482	27.088	214	31.339	226	27.055	225	226
4	1:25.077	26.656	217	31.302	227	27.119	219	227	24	1:25.116	26.842	218	31.239	225	27.035	226	225
5	1:24.977	26.735	216	31.396	226	26.846	226	226	25	1:25.447	26.892	215	31.418	226	27.137	222	226
6	1:25.358	26.801	216	31.426	227	27.131	220	227	26	1:25.221	26.941	217	31.258	227	27.022	227	227
7	1:25.589	26.902	213	31.505	225	27.182	220	225	27	1:25.759	26.927	212	31.434	226	27.398	219	226
8	1:39.784	27.010	217	31.549	225			225	28	1:26.187	27.080	215	31.313	226	27.794	223	226
9	2:00.325	1:01.336	209	32.158	225	26.831	220	225	29	1:26.238	27.200	213	31.577	226	27.461	220	226
10	<b>1:24.139</b>	26.617	218	<b>30.953</b>	227	<b>26.569</b>	220	227	30	1:26.176	27.142	213	31.586	226	27.448	220	226
11	1:24.553	26.876	217	31.032	227	26.645	220	227	31	1:26.171	27.316	214	31.402	226	27.453	219	226
12	1:24.379	<b>26.548</b>	217	31.063	227	26.768	220	227	32	1:26.146	27.018	214	31.663	226	27.465	219	226
13	1:26.611	27.441	214	32.242	226	26.928	222	226	33	1:26.634	27.316	213	31.761	226	27.557	217	226
14	1:40.915	27.952	168	41.404	171	31.559	171	171	34	1:27.490	27.557	213	31.972	225	27.961	225	225
15	1:37.157	31.269	196	35.713	210	30.175	194	210	35	1:27.133	27.544	213	31.809	226	27.780	223	226
16	2:03.095	31.894	186	49.182	82	42.019	117	82	36	1:27.278	27.668	213	31.841	226	27.769	220	226
17	2:18.258	46.445	114	51.502	98	40.311	117	98	37	1:27.700	27.871	212	32.088	225	27.741	222	225
18	2:15.980	42.019	127	46.532	113	47.429	134	113	38	1:28.448	27.731	213	32.540	224	28.177	225	224
19	1:31.354	30.069	210	33.331	225	27.954	222	225	39	1:28.383	28.083	210	32.224	225	28.076	220	225
20	1:27.338	27.856	215	31.565	227	27.917	222	227									

# DTM Zolder

Circuit Zolder, length 4000 m

17. -19.05.2019

DTM



# DTM

## Lap Analysis race 1, 18.05.2019

-Reg.No.: C-Z-DTM-INT-009

### 51 Nico Müller , Castrol EDGE Audi RS 5 DTM / CHE

theoretical besttime: 1:24.150

Lap	Time	S1	V1	S2	V2	S3	V3	Vmax	Lap	Time	S1	V1	S2	V2	S3	V3	Vmax
1	1:33.536	34.065	207	32.545	227	26.926	220	227	21	1:25.933	27.206	219	31.616	227	27.111	223	227
2	1:25.026	26.993	<b>219</b>	31.429	227	<b>26.604</b>	223	227	22	1:26.943	27.066	215	32.177	225	27.700	222	225
3	<b>1:24.310</b>	26.555	217	<b>31.020</b>	227	26.735	220	227	23	1:25.731	27.115	214	31.483	227	27.133	222	227
4	1:24.489	<b>26.526</b>	217	31.117	227	26.846	219	227	24	1:25.271	26.932	215	31.348	226	26.991	220	226
5	1:24.798	26.728	216	31.057	<b>228</b>	27.013	220	<b>228</b>	25	1:25.227	26.889	214	31.318	227	27.020	220	227
6	1:25.212	26.770	214	31.401	226	27.041	222	226	26	1:25.643	26.947	215	31.528	228	27.168	220	228
7	1:25.737	26.777	216	31.620	226	27.340	219	226	27	1:25.311	26.790	215	31.466	227	27.055	225	227
8	1:25.522	26.762	214	31.522	227	27.238	220	227	28	1:26.281	27.132	214	31.703	226	27.446	222	226
9	1:25.592	26.825	216	31.561	227	27.206	223	227	29	1:26.210	27.079	213	31.703	227	27.428	219	227
10	1:25.471	26.781	214	31.463	227	27.227	220	227	30	1:25.914	27.028	215	31.649	228	27.237	<b>227</b>	228
11	1:25.814	26.917	213	31.570	227	27.327	223	227	31	1:26.676	27.392	215	31.779	228	27.505	223	228
12	1:39.627	27.041	215	31.643	226			226	32	1:26.347	27.059	213	31.795	226	27.493	223	226
13	2:02.328	1:02.807	209	32.208	224	27.313	220	224	33	1:26.295	27.122	216	31.709	227	27.464	223	227
14	1:40.618	27.810	178	41.189	180	31.619	133	180	34	1:26.917	27.185	214	31.995	226	27.737	223	226
15	1:37.229	31.239	204	35.775	200	30.215	171	200	35	1:27.271	27.795	215	31.860	228	27.616	225	228
16	2:02.877	31.695	200	49.449	77	41.733	99	77	36	1:27.759	27.940	208	32.147	225	27.672	225	225
17	2:18.782	46.781	109	51.913	91	40.088	127	91	37	1:27.420	27.478	214	32.329	225	27.613	227	225
18	2:14.261	41.805	103	46.501	105	45.955	135	105	38	1:28.213	27.638	214	32.544	224	28.031	225	224
19	1:31.763	30.614	205	33.689	226	27.460	219	226	39	1:28.334	28.148	212	32.333	225	27.853	225	225
20	1:26.899	27.773	212	31.644	227	27.482	222	227									

### 53 Jamie Green , Hoffmann Group Audi RS 5 DTM / GBR

theoretical besttime: 1:24.523

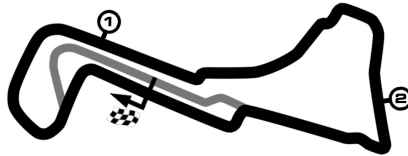
Lap	Time	S1	V1	S2	V2	S3	V3	Vmax	Lap	Time	S1	V1	S2	V2	S3	V3	Vmax
1	1:33.967	34.433	215	32.699	227	26.835	223	227	21	1:26.263	27.383	213	31.553	227	27.327	219	227
2	1:25.767	26.917	215	31.968	225	26.882	219	225	22	1:26.600	26.899	216	31.901	227	27.800	220	227
3	1:24.661	26.628	<b>219</b>	31.224	225	26.809	222	225	23	1:25.969	27.256	214	31.491	225	27.222	220	225
4	<b>1:24.523</b>	<b>26.616</b>	218	<b>31.138</b>	<b>228</b>	<b>26.769</b>	227	<b>228</b>	24	1:25.468	26.981	214	31.248	227	27.239	223	227
5	1:25.101	26.937	215	31.145	224	27.019	225	224	25	1:25.699	26.829	214	31.370	226	27.500	219	226
6	1:25.561	27.104	215	31.271	225	27.186	<b>229</b>	225	26	1:25.281	26.909	215	31.188	225	27.184	219	225
7	1:25.558	27.014	213	31.460	227	27.084	225	227	27	1:26.298	27.129	213	31.642	225	27.527	217	225
8	1:25.824	27.165	216	31.389	224	27.270	223	224	28	1:26.482	27.163	216	31.830	225	27.489	219	225
9	1:25.902	27.083	212	31.532	225	27.287	220	225	29	1:26.694	27.319	215	31.722	225	27.653	223	225
10	1:39.178	27.009	213	31.559	225			225	30	1:26.691	27.070	214	31.726	225	27.895	220	225
11	2:01.508	1:02.189	211	32.293	225	27.026	219	225	31	1:26.946	27.134	214	31.957	225	27.855	219	225
12	1:25.087	26.804	214	31.371	226	26.912	217	226	32	1:27.856	27.384	213	32.221	222	28.251	216	222
13	1:25.275	26.823	215	31.342	226	27.110	220	226	33	1:28.209	27.607	213	32.483	223	28.119	222	223
14	1:40.812	27.647	177	42.028	153	31.137	165	153	34	1:29.289	27.602	213	33.127	222	28.560	220	222
15	1:37.985	31.755	164	36.571	198	29.659	188	198	35	1:29.529	27.725	212	32.580	221	29.224	223	221
16	2:02.293	31.314	205	49.099	73	41.880	99	73	36	1:29.868	28.215	213	32.949	222	28.704	219	222
17	2:18.762	46.858	115	51.780	88	40.124	105	88	37	1:31.246	28.315	208	34.039	219	28.892	217	219
18	2:13.821	41.587	110	46.540	104	45.694	136	104	38	1:31.000	28.521	208	33.480	220	28.999	216	220
19	1:30.932	30.046	204	33.215	223	27.671	222	223	39	1:31.424	28.741	207	33.524	220	29.159	216	220
20	1:27.747	28.423	211	31.857	226	27.467	223	226									

# DTM Zolder

Circuit Zolder, length 4000 m

17.-19.05.2019

DTM



## Lap Analysis race 1, 18.05.2019

-Reg.No.: C-Z-DTM-INT-009

62 Ferdinand von Habsburg , Aston Martin Vantage DTM / AUT										theoretical besttime: 1:26.559								
Lap	Time	S1	V1	S2	V2	S3	V3	Vmax		Lap	Time	S1	V1	S2	V2	S3	V3	Vmax
1	1:38.418	36.159	210	34.661	222	27.598	216	222		21	1:27.568	27.675	209	32.180	222	27.713	215	222
2	1:40.699	27.590	212	32.155	<b>223</b>			<b>223</b>		22	1:27.795	27.565	212	32.416	219	27.814	217	219
3	2:05.594	1:04.310	205	33.496	220	27.788	213	220		23	1:27.765	27.793	209	32.317	219	27.655	217	219
4	1:27.044	27.480	<b>213</b>	32.037	223	27.527	215	223		24	1:27.641	27.738	209	32.122	220	27.781	215	220
5	1:26.796	<b>27.113</b>	212	32.197	222	<b>27.486</b>	215	222		25	1:27.843	27.827	209	32.191	219	27.825	213	219
6	<b>1:26.770</b>	27.224	212	<b>31.960</b>	222	27.586	215	222		26	1:27.858	27.856	209	32.138	220	27.864	213	220
7	1:27.006	27.256	212	32.135	220	27.615	216	220		27	1:28.141	27.843	207	32.417	219	27.881	212	219
8	1:27.298	27.429	210	32.150	221	27.719	216	221		28	1:28.316	28.092	209	32.223	222	28.001	213	222
9	1:27.340	27.575	210	32.053	222	27.712	215	222		29	1:28.216	27.950	209	32.338	220	27.928	216	220
10	1:27.839	27.798	211	32.301	221	27.740	215	221		30	1:28.021	27.871	211	32.306	220	27.844	217	220
11	1:27.878	27.719	210	32.405	220	27.754	215	220		31	1:28.266	28.014	209	32.331	220	27.921	217	220
12	1:27.709	27.680	211	32.332	220	27.697	216	220		32	1:28.086	27.986	209	32.260	221	27.840	216	221
13	1:27.437	27.515	211	32.204	221	27.718	217	221		33	1:28.167	27.964	209	32.408	222	27.795	217	222
14	1:29.452	27.766	210	33.509	216	28.177	216	216		34	1:27.231	27.514	213	31.992	223	27.725	217	223
15	1:44.450	28.075	209	33.937	197			197		35	1:27.867	27.677	212	32.211	222	27.979	<b>219</b>	222
16	2:07.279	1:04.468	204	33.994	212	28.817	211	212		36	1:28.476	28.490	208	32.325	222	27.661	219	222
17	1:54.650	28.531	209	44.567	84	41.552	152	84		37	1:27.380	27.568	209	32.143	221	27.669	217	221
18	2:08.529	40.609	92	45.350	110	42.570	138	110		38	1:27.407	27.660	209	32.145	222	27.602	219	222
19	1:34.011	30.776	200	34.892	222	28.343	216	222		39	1:27.325	27.475	209	32.112	223	27.738	216	223
20	1:28.048	27.916	209	32.347	222	27.785	215	222										

76 Jake Dennis , Aston Martin Vantage DTM / GBR										theoretical besttime: 1:25.517								
Lap	Time	S1	V1	S2	V2	S3	V3	Vmax		Lap	Time	S1	V1	S2	V2	S3	V3	Vmax
1	1:36.867	35.502	211	33.921	221	27.444	<b>217</b>	221		7	1:26.423	27.100	211	31.794	221	27.529	216	221
2	<b>1:25.815</b>	27.107	213	31.634	<b>223</b>	<b>27.074</b>	217	<b>223</b>		8	1:26.129	27.184	209	31.626	220	27.319	216	220
3	1:25.866	27.037	<b>214</b>	<b>31.453</b>	222	27.376	216	222		9	1:26.325	27.224	210	31.657	221	27.444	216	221
4	1:25.957	27.134	213	31.500	222	27.323	217	222		10	1:26.181	27.022	210	31.784	222	27.375	216	222
5	1:26.078	<b>26.990</b>	213	31.565	222	27.523	215	222		11	1:26.536	27.204	210	31.801	222	27.531	216	222
6	1:26.115	27.119	211	31.615	221	27.381	216	221		12	1:26.183	27.231	211	31.569	222	27.383	216	222

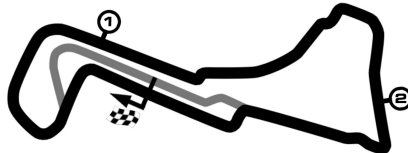
99 Mike Rockenfeller , Akrapovic Audi RS 5 DTM / DEU										theoretical besttime: 1:25.270								
Lap	Time	S1	V1	S2	V2	S3	V3	Vmax		Lap	Time	S1	V1	S2	V2	S3	V3	Vmax
1	1:37.518	35.270	<b>216</b>	34.533	223	27.715	222	223		21	1:27.109	27.515	213	32.108	224	27.486	219	224
2	1:39.458	27.107	216	31.807	225			225		22	1:26.854	27.457	213	31.698	<b>227</b>	27.699	217	<b>227</b>
3	2:01.657	1:01.506	210	32.545	224	27.606	219	224		23	1:26.463	27.416	215	31.790	225	27.257	223	225
4	<b>1:25.382</b>	26.793	216	31.651	225	<b>26.938</b>	219	225		24	1:26.247	27.181	213	31.588	225	27.478	222	225
5	1:25.993	26.890	215	31.868	224	27.235	217	224		25	1:28.081	27.230	213	33.040	224	27.811	219	224
6	1:25.657	26.826	216	31.607	225	27.224	220	225		26	1:27.200	27.468	213	32.238	224	27.494	219	224
7	1:26.130	26.888	214	31.978	225	27.264	216	225		27	1:26.533	27.365	214	31.777	223	27.391	220	223
8	1:26.001	<b>26.790</b>	215	31.668	225	27.543	217	225		28	1:26.297	27.191	214	<b>31.542</b>	227	27.564	222	227
9	1:26.791	27.040	213	32.136	224	27.615	216	224		29	1:26.408	27.150	216	31.739	225	27.519	<b>226</b>	225
10	1:26.888	27.214	214	32.139	222	27.535	216	222		30	1:26.309	27.043	213	31.788	225	27.478	222	225
11	1:27.209	27.291	213	32.224	224	27.694	217	224		31	1:26.861	27.095	213	31.931	226	27.835	222	226
12	1:26.809	27.147	214	32.132	223	27.530	216	223		32	1:27.476	27.311	214	32.120	225	28.045	222	225
13	1:27.591	27.273	212	32.267	224	28.051	215	224		33	1:28.164	27.433	214	32.732	225	27.999	220	225
14	1:40.120	27.389	216	31.868	226			226		34	1:27.247	27.278	213	32.147	224	27.822	219	224
15	2:04.200	1:02.696	208	33.381	220	28.123	217	220		35	1:27.377	27.077	216	32.610	225	27.690	226	225
16	1:32.092	28.145	210	33.766	218	30.181	213	218		36	1:26.857	27.092	215	32.125	225	27.640	222	225
17	2:12.955	42.085	100	49.815	89	41.055	176	89		37	1:28.441	27.814	213	32.767	224	27.860	217	224
18	2:09.644	40.655	118	45.496	112	43.493	139	112		38	1:28.091	27.657	212	32.338	224	28.096	217	224
19	1:33.048	30.266	209	34.820	225	27.962	219	225		39	1:28.525	27.652	213	32.548	224	28.325	217	224
20	1:27.577	27.714	212	32.199	225	27.664	217	225										

# DTM Zolder

Circuit Zolder, length 4000 m

17. -19.05.2019

DTM



# DTM

## Best Sector Times race 1

-Reg.No.: C-Z-DTM-INT-009

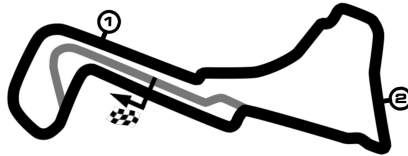
Pos.	sector 1			sector 2			sector 3			theoretical and best lap time				
	No	Driver	Time	No	Driver	Time	No	Driver	Time	No	Driver	theoretical	Best	Pos
1	4	Frijns R.	26.354	4	Frijns R.	30.786	4	Frijns R.	26.509	4	Frijns R.	1:23.649	1:23.751	
2	33	Rast R.	26.468	11	Wittmann M.	30.896	7	Spengler B.	26.564	11	Wittmann M.	1:24.063	1:24.283	
3	16	Glock T.	26.490	47	Eriksson J.	30.953	47	Eriksson J.	26.569	47	Eriksson J.	1:24.070	1:24.139	
4	25	Eng P.	26.511	7	Spengler B.	31.009	11	Wittmann M.	26.585	7	Spengler B.	1:24.117	1:24.361	
5	51	Müller N.	26.526	33	Rast R.	31.009	51	Müller N.	26.604	51	Müller N.	1:24.150	1:24.310	
6	7	Spengler B.	26.544	51	Müller N.	31.020	25	Eng P.	26.675	33	Rast R.	1:24.226	1:24.310	
7	31	Van der Linde S.	26.548	21	Fittipaldi P.	31.091	31	Van der Linde S.	26.676	25	Eng P.	1:24.286	1:24.421	
8	47	Eriksson J.	26.548	25	Eng P.	31.100	33	Rast R.	26.749	31	Van der Linde S.	1:24.333	1:24.448	
9	11	Wittmann M.	26.582	31	Van der Linde S.	31.109	53	Green J.	26.769	16	Glock T.	1:24.411	1:24.600	
10	27	Aberdein J.	26.611	16	Glock T.	31.126	16	Glock T.	26.795	53	Green J.	1:24.523	1:24.523	
11	28	Duval L.	26.616	53	Green J.	31.138	21	Fittipaldi P.	26.816	21	Fittipaldi P.	1:24.553	1:24.582	
12	53	Green J.	26.616	28	Duval L.	31.265	99	Rockenfeller M.	26.938	28	Duval L.	1:24.889	1:25.036	
13	21	Fittipaldi P.	26.646	23	Juncadella D.	31.367	28	Duval L.	27.008	23	Juncadella D.	1:25.209	1:25.312	
14	23	Juncadella D.	26.776	76	Dennis J.	31.453	23	Juncadella D.	27.066	99	Rockenfeller M.	1:25.270	1:25.382	
15	99	Rockenfeller M.	26.790	27	Aberdein J.	31.502	76	Dennis J.	27.074	27	Aberdein J.	1:25.360	1:25.529	
16	3	Di Resta P.	26.979	99	Rockenfeller M.	31.542	27	Aberdein J.	27.247	76	Dennis J.	1:25.517	1:25.815	
17	76	Dennis J.	26.990	3	Di Resta P.	31.675	3	Di Resta P.	27.327	3	Di Resta P.	1:25.981	1:26.154	
18	62	von Habsburg F.	27.113	62	von Habsburg F.	31.960	62	von Habsburg F.	27.486	62	von Habsburg F.	1:26.559	1:26.770	

# DTM Zolder

Circuit Zolder, length 4000 m

17. -19.05.2019

DTM



# DTM

## Topspeed race 1, 18.05.2019

-Reg.No.: C-Z-DTM-INT-009

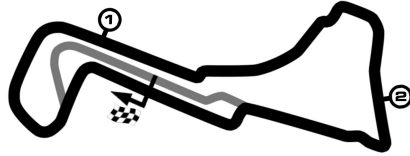
Car No.	Driver	Make	Speed km/h
11	Marco Wittmann	Schaeffler BMW M4 DTM	230
21	Pietro Fittipaldi	WRT Audi RS 5 DTM	229
16	Timo Glock	JIVS BMW M4 DTM	229
4	Robin Frijns	Aral Ultimate Audi RS 5 DTM	229
33	René Rast	Audi Sport RS 5 DTM	229
7	Bruno Spengler	BMW Bank M4 DTM	229
28	Loic Duval	MASCOT WORKWEAR Audi RS 5 DTM	229
25	Philipp Eng	ZF BMW M4 DTM	228
51	Nico Müller	Castrol EDGE Audi RS 5 DTM	228
47	Joel Eriksson	CATL BMW M4 DTM	228
53	Jamie Green	Hoffmann Group Audi RS 5 DTM	228
31	Sheldon Van der Linde	Shell BMW M4 DTM	228
27	Jonathan Aberdein	WRT Audi RS 5 DTM	228
99	Mike Rockenfeller	Akrapovic Audi RS 5 DTM	227
23	Daniel Juncadella	Aston Martin Vantage DTM	224
76	Jake Dennis	Aston Martin Vantage DTM	223
62	Ferdinand von Habsburg	Aston Martin Vantage DTM	223
3	Paul Di Resta	Aston Martin Vantage DTM	221

# DTM Zolder

Circuit Zolder, length 4000 m

17. -19.05.2019

DTM

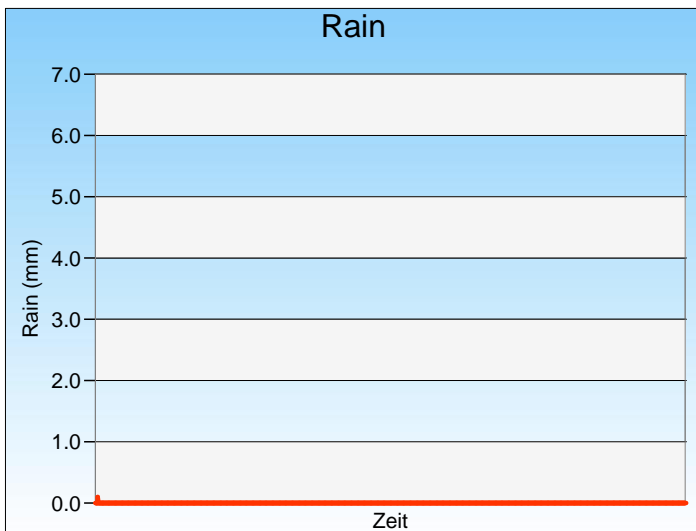
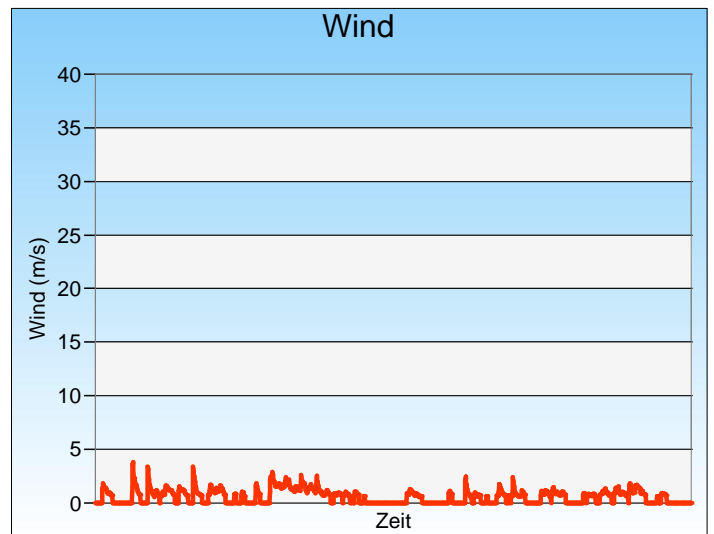
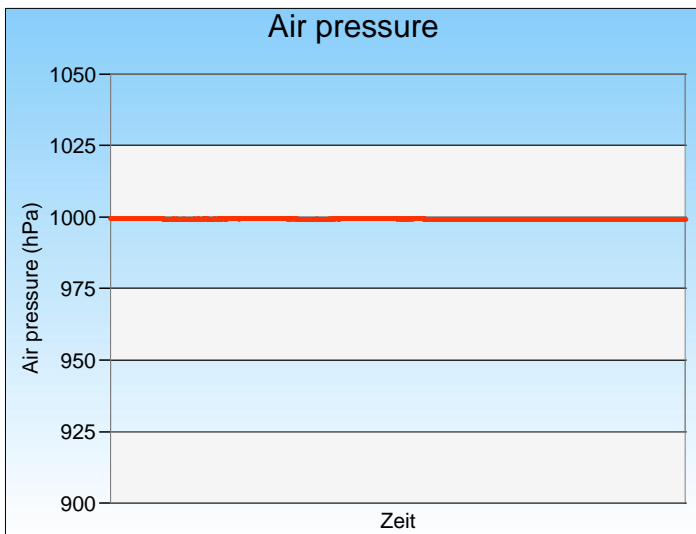
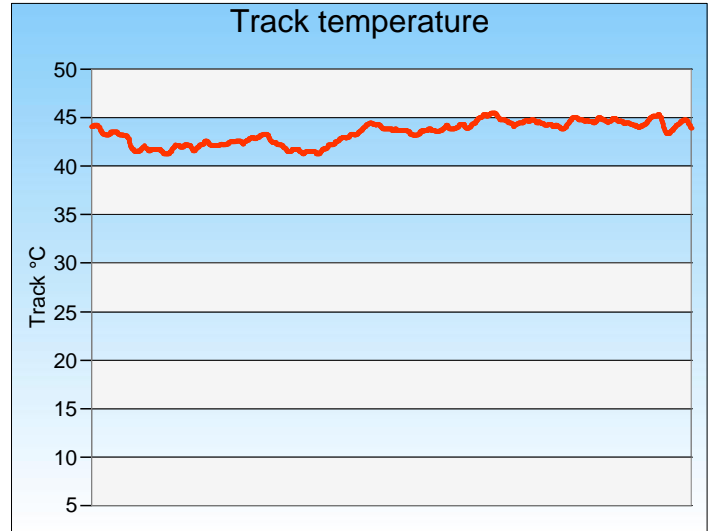
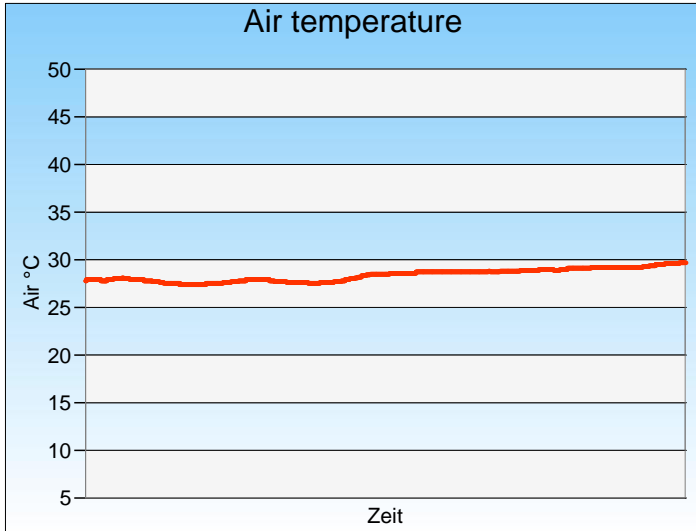


# DTM

-Reg.No.: C-Z-DTM-INT-009

## Weather race 1

18.05.2019, 13:30:00 - 14:25:00



Weather:





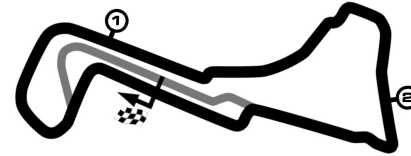
# DTM Zolder

Circuit Zolder, length 4000 m

17. -19.05.2019

DTM

## Championship 2019



-Reg.No.: C-Z-DTM-INT-009

POS	NAME / NATION	SUM	Hockenheim I 1	Hockenheim I 2	Zolder (B) 1	Zolder (B) 2	Misano (I) 1	Misano (I) 2	Norising 1	Norising 2	Assen (NL) 1	Assen (NL) 2	Brands Hatch (GB) 1	Brands Hatch (GB) 2	Lausitzring 1	Lausitzring 2	Nürburgring 1	Nürburgring 2	Hockenheim II 1	Hockenheim II 2
1	Marco Wittmann / DEU	43	25 + 3 (1.)	4 + 2 (8.)	6 + 3 (7.)															
2	Philipp Eng / AUT	40		12 + 3 (4.)	25 (1.)															
3	Nico Müller / CHE	37		4 (8.)	18 (2.)	15 (3.)														
4	Robin Frijns / NLD	31	15 (3.)	15 + 1 (3.)																
5	Mike Rockenfeller / DEU	30	18 + 2 (2.)		10 (5.)															
6	René Rast / DEU	27		25 (16.)	+ 2 (1.)															
7	Loic Duval / FRA	22	10 (5.)		12 (4.)															
8	Timo Glock / DEU	20	12 (4.)	8 (6.)																
9	Joel Eriksson / SWE	19		1 (13.)	18 (10.)															
10	Bruno Spengler / CAN	18	6 (7.)	10 (5.)	1 + 1 (10.)															
11	Paul Di Resta / GBR	11	+ 1	6 (7.)	4 (8.)															
12	Jamie Green / GBR	10		2 (12.)	8 (9.)															

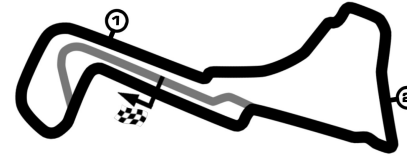
# DTM Zolder

Circuit Zolder, length 4000 m

17. -19.05.2019

DTM

## Championship 2019



-Reg.No.: C-Z-DTM-INT-009

POS	NAME / NATION	SUM	Hockenheim I 1	Hockenheim I 2	Zolder (B) 1	Zolder (B) 2	Misano (I) 1	Misano (I) 2	Norising 1	Norising 2	Assen (NL) 1	Assen (NL) 2	Brands Hatch (GB) 1	Brands Hatch (GB) 2	Lausitzring 1	Lausitzring 2	Nürburgring 1	Nürburgring 2	Hockenheim II 1	Hockenheim II 2	
13	Sheldon Van der Linde / RSA	8	8 (6.)	(13.)	(11.)																
14	Ferdinand von Habsburg / AUT	2		(12.)	(9.)																
15	Daniel Juncadella / ESP	2	2 (9.)	(16.)																	
16	Pietro Fittipaldi / BRA	1	1 (10.)	(15.)	(14.)																
17	Jake Dennis / GBR	0	(11.)	(11.)																	
18	Jonathan Aberdein / RSA	0	(15.)	(14.)																	

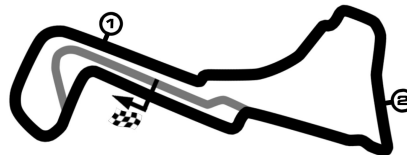
# DTM Zolder

Circuit Zolder, length 4000 m

17. -19.05.2019

DTM

Team Championship 2019



# DTM

-Reg.No.: C-Z-DTM-INT-009

POS	TEAM	SUM	Hockenheim I 1	Hockenheim I 2	Zolder (B) 1	Zolder (B) 2	Misano (I) 1	Misano (I) 2	Norising 1	Norising 2	Assen (NL) 1	Assen (NL) 2	Brands Hatch (GB) 1	Brands Hatch (GB) 2	Lausitzring 1	Lausitzring 2	Nürburgring 1	Nürburgring 2	Hockenheim II 1	Hockenheim II 2	
1	Audi Sport Team Abt Sportsline	68	19	34	15																
2	BMW Team RMG	61	34	16	11																
3	BMW Team RMR	60	12	23	25																
4	Audi Sport Team Phoenix	52	30		22																
5	Audi Sport Team Rosberg	37		27	10																
6	BMW Team RBM	27	8	1	18																
7	R-Motorsport 1	11	1	6	4																
8	R-Motorsport 2	4	2		2																
9	WRT Team Audi Sport	1	1																		

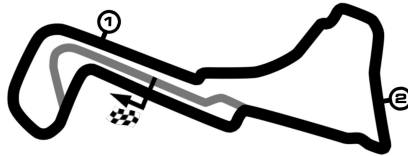
# DTM Zolder

Circuit Zolder, length 4000 m

17. -19.05.2019

DTM

Make Championship 2019



-Reg.No.: C-Z-DTM-INT-009

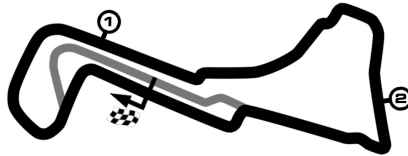
POS	NAME / NATION	SUM	Hockenheim I 1	Hockenheim I 2	Zolder (B) 1	Zolder (B) 2	Misano (I) 1	Misano (I) 2	Norising 1	Norising 2	Assen (NL) 1	Assen (NL) 2	Brands Hatch (GB) 1	Brands Hatch (GB) 2	Lausitzring 1	Lausitzring 2	Nürburgring 1	Nürburgring 2	Hockenheim II 1	Hockenheim II 2	
1	AUDI	155	49	61	45																
2	BMW	147	54	39	54																
3	Aston Martin	15	3	6	6																

# DTM Zolder

Circuit Zolder, length 4000 m

17. -19.05.2019

DTM



# DTM

## Fastest Lap in race 1, 18.05.2019

-Reg.No.: C-Z-DTM-INT-009

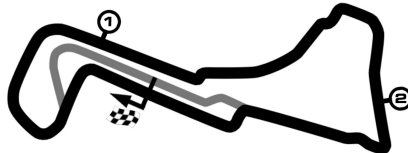
RG.	No.	Driver	Entrant	Time	IN.	DIFF	INT	KM/H	at
1	4	<b>Frijns R (NLD)</b>	Audi Sport Team Abt Sportsline	<u>1:23.751</u>	23		00.388	171.938	14:10:36
2	47	<b>Eriksson J (SWE)</b>	BMW Team RBM	1:24.139	10	00.388	00.144	171.145	13:48:14
3	11	<b>Wittmann M (DEU)</b>	BMW Team RMG	1:24.283	2	00.532	00.027	170.853	13:35:59
4	51	<b>Müller N (CHE)</b>	Audi Sport Team Abt Sportsline	1:24.310	3	00.559	00.000	170.798	13:37:27
5	33	<b>Rast R (DEU)</b>	Audi Sport Team Rosberg	1:24.310	3	00.559	00.051	170.798	13:37:24
6	7	<b>Spengler B (CAN)</b>	BMW Team RMG	1:24.361	2	00.610	00.060	170.695	13:35:58
7	25	<b>Eng P (AUT)</b>	BMW Team RMR	1:24.421	3	00.670	00.027	170.574	13:37:25
8	31	<b>Van der Linde S (RSA)</b>	BMW Team RBM	1:24.448	3	00.697	00.075	170.519	13:37:25
9	53	<b>Green J (GBR)</b>	Audi Sport Team Rosberg	1:24.523	4	00.772	00.059	170.368	13:38:53
10	21	<b>Fittipaldi P (BRA)</b>	WRT Team Audi Sport	1:24.582	23	00.831	00.018	170.249	14:10:48
11	16	<b>Glock T (DEU)</b>	BMW Team RMR	<u>1:24.600</u>	3	00.849	00.436	170.213	13:37:28
12	28	<b>Duval L (FRA)</b>	Audi Sport Team Phoenix	1:25.036	4	01.285	00.276	169.340	13:38:55
13	23	<b>Juncadella D (ESP)</b>	R-Motorsport 2	1:25.312	5	01.561	00.070	168.792	13:40:23
14	99	<b>Rockenfeller M (DEU)</b>	Audi Sport Team Phoenix	1:25.382	4	01.631	00.147	168.654	13:39:48
15	27	<b>Aberdein J (RSA)</b>	WRT Team Audi Sport	1:25.529	3	01.778	00.286	168.364	13:37:35
16	76	<b>Dennis J (GBR)</b>	R-Motorsport 1	<u>1:25.815</u>	2	02.064	00.339	167.803	13:36:07
17	3	<b>Di Resta P (GBR)</b>	R-Motorsport 1	1:26.154	3	02.403	00.616	167.143	13:38:24
18	62	<b>von Habsburg F (AUT)</b>	R-Motorsport 2	1:26.770	6	03.019		165.956	13:42:50

# DTM Zolder

Circuit Zolder, length 4000 m

17. -19.05.2019

DTM



# DTM

## Stint Analysis race 1, 18.05.2019

-Reg.No.: C-Z-DTM-INT-009

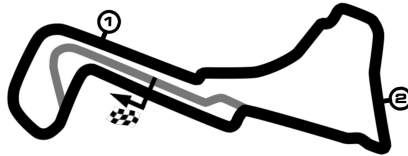
POS	NO	DRIVER	STINT 1			STINT 2			STINT 3			STINT 4		
			LAPS	TIME	KM/H	LAPS	TIME	KM/H	LAPS	TIME	KM/H	LAPS	TIME	KM/H
1.	25	Eng Philipp	12	17:24.593	165.423	27	42:10.165	153.666						
2.	47	Eriksson Joel	8	11:45.548	163.277	31	47:57.855	155.116						
3.	51	Müller Nico	12	17:25.134	165.338	27	42:18.453	153.164						
4.	28	Duval Loic	12	17:31.311	164.366	27	42:21.606	152.974						
5.	99	Rockenfeller Mike	12	18:06.228	159.083	25	38:36.056	155.437						
6.	53	Green Jamie	10	14:36.042	164.376	29	45:31.034	152.909						
7.	11	Wittmann Marco	25	39:39.699	151.280	14	20:27.805	164.195						
8.	3	Di Resta Paul	13	19:49.541	157.372	25	38:28.739	155.929						
9.	62	von Habsburg Ferdinand	13	19:52.613	156.966	24	37:01.886	155.544						
10.	7	Spengler Bruno	20	32:29.357	147.741	19	27:45.275	164.297						
11.	31	Van der Linde Sheldon	20	32:30.848	147.628	19	27:44.481	164.376						
12.	4	Frijns Robin	20	32:33.904	147.397	19	27:43.575	164.465						
13.	16	Glock Timo	20	32:32.350	147.515	19	27:48.080	164.021						
14.	21	Fittipaldi Pietro	20	32:35.777	147.256	19	28:08.760	162.012						
15.	27	Aberdein Jonathan	13	19:10.558	162.704	14	23:34.989	142.475						
16.	33	Rast René	25	39:48.453	150.725									
17.	23	Juncadella Daniel	12	17:20.779	166.029									
18.	76	Dennis Jake	12	17:24.475	165.442									

# DTM Zolder

Circuit Zolder, length 4000 m

17. -19.05.2019

DTM



# DTM

## Pitstop (Chronology) race 1, 18.05.2019

-Reg.No.: C-Z-DTM-INT-009

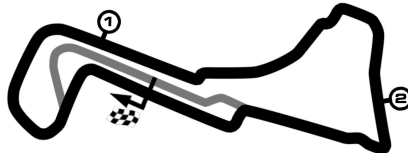
Car	Driver	Entrant	at Lap	Time	duration	Sum
3	Di Resta Paul	R-Motorsport 1	1	13:34:36	52.549	52.549
99	Rockenfeller Mike	Audi Sport Team Phoenix	2	13:36:00	51.014	51.014
62	von Habsburg Ferdinand	R-Motorsport 2	2	13:36:02	53.992	53.992
47	Eriksson Joel	BMW Team RBM	8	13:44:29	51.944	51.944
53	Green Jamie	Audi Sport Team Rosberg	10	13:47:19	52.238	52.238
25	Eng Philipp	BMW Team RMR	12	13:50:08	52.487	52.487
51	Müller Nico	Audi Sport Team Abt Sportsline	12	13:50:08	52.909	52.909
28	Duval Loic	Audi Sport Team Phoenix	12	13:50:15	59.470	59.470
27	Aberdein Jonathan	WRT Team Audi Sport	13	13:51:54	53.528	53.528
99	Rockenfeller Mike	Audi Sport Team Phoenix	14	13:54:06	51.986	1:43.000
3	Di Resta Paul	R-Motorsport 1	14	13:54:25	54.688	1:47.237
62	von Habsburg Ferdinand	R-Motorsport 2	15	13:55:55	52.942	1:46.934
7	Spengler Bruno	BMW Team RMG	20	14:05:12	51.870	51.870
31	Van der Linde Sheldon	BMW Team RBM	20	14:05:14	52.817	52.817
16	Glock Timo	BMW Team RMR	20	14:05:15	53.097	53.097
4	Frijns Robin	Audi Sport Team Abt Sportsline	20	14:05:16	1:00.827	1:00.827
21	Fittipaldi Pietro	WRT Team Audi Sport	20	14:05:19	1:09.008	1:09.008
11	Wittmann Marco	BMW Team RMG	25	14:12:23	51.348	51.348
33	Rast René	Audi Sport Team Rosberg	25	14:12:32	56.119	56.119

# DTM Zolder

Circuit Zolder, length 4000 m

17. -19.05.2019

DTM



# DTM

## Pitstops race 1, 18.05.2019

-Reg.No.: C-Z-DTM-INT-009

Pos	Car	Driver	Entrant	at Lap	Time	Duration
1	99	Rockenfeller Mike	Audi Sport Team Phoenix	2	13:36:00	51.014
2	11	Wittmann Marco	BMW Team RMG	25	14:12:23	51.348
3	7	Spengler Bruno	BMW Team RMG	20	14:05:12	51.870
4	47	Eriksson Joel	BMW Team RBM	8	13:44:29	51.944
5	53	Green Jamie	Audi Sport Team Rosberg	10	13:47:19	52.238
6	25	Eng Philipp	BMW Team RMR	12	13:50:08	52.487
7	3	Di Resta Paul	R-Motorsport 1	1	13:34:36	52.549
8	31	Van der Linde Sheldon	BMW Team RBM	20	14:05:14	52.817
9	51	Müller Nico	Audi Sport Team Abt Sportsline	12	13:50:08	52.909
10	62	von Habsburg Ferdinand	R-Motorsport 2	15	13:55:55	52.942
11	16	Glock Timo	BMW Team RMR	20	14:05:15	53.097
12	27	Aberdein Jonathan	WRT Team Audi Sport	13	13:51:54	53.528
13	33	Rast René	Audi Sport Team Rosberg	25	14:12:32	56.119
14	28	Duval Loic	Audi Sport Team Phoenix	12	13:50:15	59.470
15	4	Frijns Robin	Audi Sport Team Abt Sportsline	20	14:05:16	1:00.827
16	21	Fittipaldi Pietro	WRT Team Audi Sport	20	14:05:19	1:09.008



# DTM Zolder

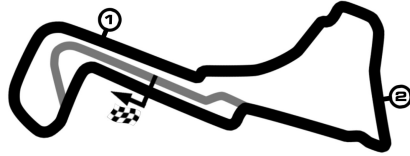
Circuit Zolder, length 4000 m

17. -19.05.2019

DTM

Starting grid race 1

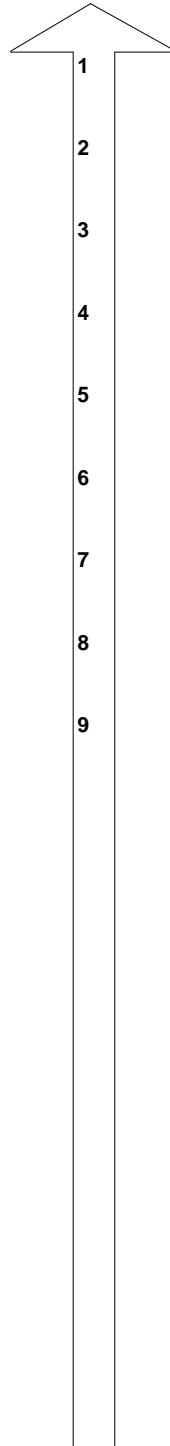
green flag lap at time: 13:30:00



# DTM

-Reg.No.: C-Z-DTM-INT-009

<b>11 Marco Wittmann</b> Schaeffler BMW M4 DTM	1:21.307
<b>7 Bruno Spengler</b> BMW Bank M4 DTM	1:21.614
<b>4 Robin Frijns</b> Aral Ultimate Audi RS 5 DTM	1:21.911
<b>25 Philipp Eng</b> ZF BMW M4 DTM	1:21.995
<b>47 Joel Eriksson</b> CATL BMW M4 DTM	1:22.082
<b>21 Pietro Fittipaldi</b> WRT Audi RS 5 DTM	1:22.154
<b>76 Jake Dennis</b> Aston Martin Vantage DTM	1:22.215
<b>23 Daniel Juncadella</b> Aston Martin Vantage DTM	1:22.675
<b>62 Ferdinand von Habsburg</b> Aston Martin Vantage DTM	1:23.240



<b>33 René Rast</b> Audi Sport RS 5 DTM	1:21.349
<b>31 Sheldon Van der Linde</b> Shell BMW M4 DTM	1:21.744
<b>16 Timo Glock</b> JIVS BMW M4 DTM	1:21.940
<b>51 Nico Müller</b> Castrol EDGE Audi RS 5 DTM	1:22.079
<b>53 Jamie Green</b> Hoffmann Group Audi RS 5 DTM	1:22.143
<b>27 Jonathan Aberdein</b> WRT Audi RS 5 DTM	1:22.188
<b>28 Loic Duval</b> MASCOT WORKWEAR Audi RS 5 DTM	1:22.519
<b>3 Paul Di Resta</b> Aston Martin Vantage DTM	1:22.694
<b>99 Mike Rockenfeller</b> Akrapovic Audi RS 5 DTM	1:22.684

**CAR # 99 - DROP TO THE BACK OF THE GRID (DECISION 17)**