

SRO
MOTORSPORTS GROUP



Blancpain GT World Challenge Asia

Rounds 3 & 4

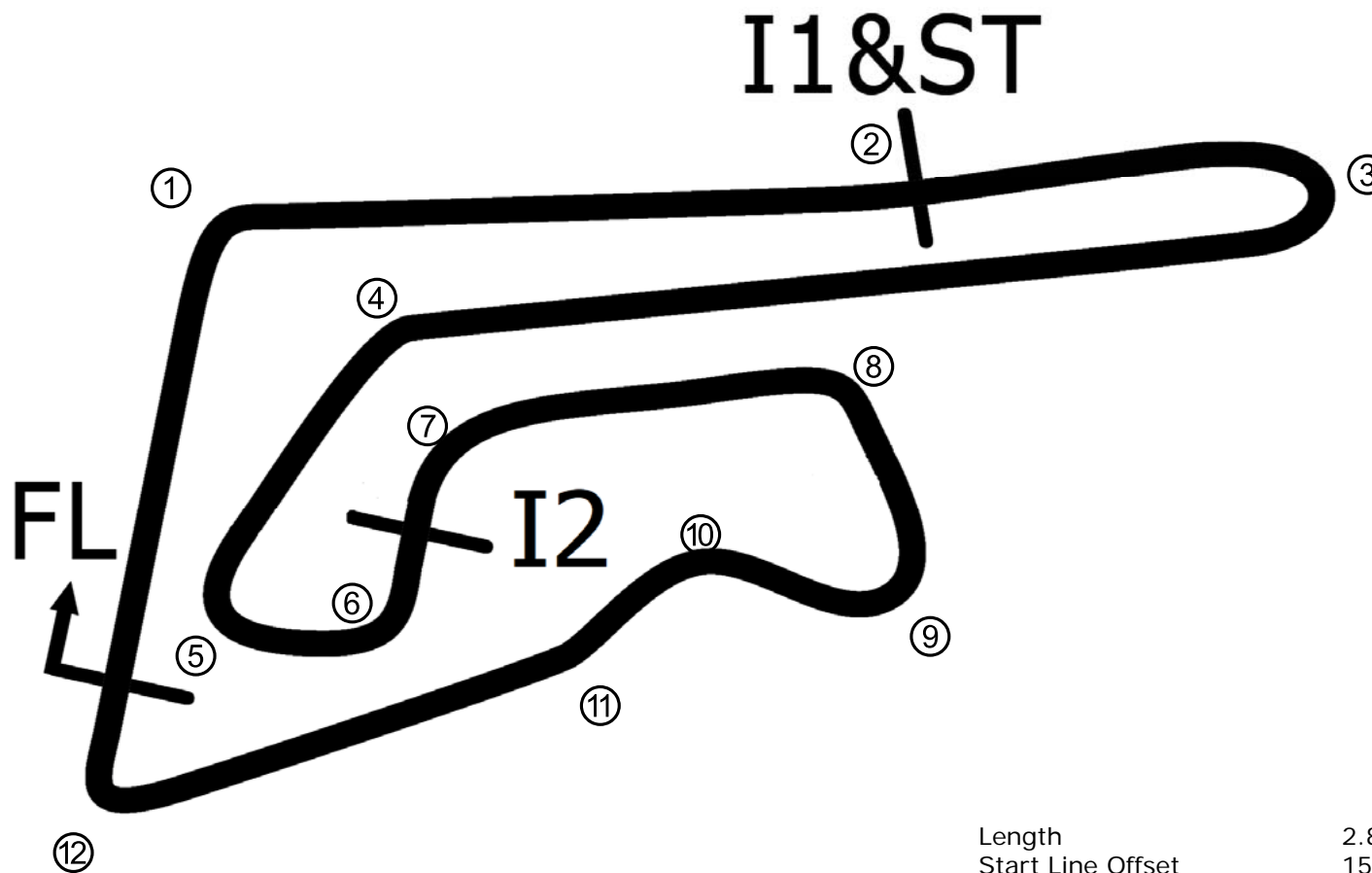
Chang International Circuit

10th – 12th May 2019



Results Provided by Timing Solutions Ltd
www.tsl-timing.com

Chang (Buriram United) International Circuit



Length	2.8297 miles	4554.0 m
Start Line Offset	156m	
VMax	1240m	
I1	1240m	
I2	2910m	
Pit Entry	4545m	
Pit Exit	377m after FL	
Pit Entry – Pit Exit	408m, 24.4s @60kph	

All results available at www.tsl-timing.com

Blancpain GT World Challenge Asia

FREE PRACTICE 1 - CLASSIFICATION

POS	NO	CL	PIC	TEAM / DRIVERS	CAR	TIME	ON	LAPS	GAP	DIFF	KPH
1	88	GT3PA	1	Craft-Bamboo Racing (HKG) Jeffrey LEE (TPE) / Alessio PICARIELLO (BEL)	Mercedes-AMG GT3	1:34.798	19	20			172.94
2	12	GT3S	1	Audi Sport Asia Team Absolute Racing (CHN) Weiron TAN (CHN) / Martin RUMP (EST)	Audi R8 LMS GT3 2019	1:35.108	14	23	0.310	0.310	172.37
3	97	GT3S	2	Solite Indigo Racing (KOR) Roelof BRUINS (NLD) / Manuel METZGER (CHE)	Mercedes-AMG GT3	1:35.230	22	24	0.432	0.122	172.15
4	910	GT3PA	2	JRM (CHN) CHAO LI (CHN) / Chris VAN DER DRIFT (NZL)	Porsche 911 GT3 R	1:35.281	9	20	0.483	0.051	172.06
5	13	GT3PA	3	Audi Sport Asia Team Absolute Racing (CHN) Jingzu SUN (CHN) / Congfu CHENG (CHN)	Audi R8 LMS GT3 2019	1:35.323	22	25	0.525	0.042	171.98
6	21	GT3AM	1	OpenRoad Racing (HKG) Philippe DESCOMBES (HKG) / Francis TJIA (HKG)	Porsche 911 GT3 R	1:35.512	15	22	0.714	0.189	171.64
7	666	GT3PA	4	Vincenzo Sospiri Racing (ITA) Alex AU (HKG) / Frederik SCHANDORFF (DNK)	Lamborghini Huracan GT3 EVO	1:35.584	19	20	0.786	0.072	171.51
8	918	GT3PA	5	Panther/AAS Motorsport (CHN) Vutthikorn INTHRAPHUVASAK (THA) / Alexandre IMPERATORI (HKG)	Porsche 911 GT3 R	1:35.589	11	23	0.791	0.005	171.50
9	911	GT3S	3	Absolute Racing (CHN) Tanart SATHIENTHIRAKUL (THA) / Philip HAMPRECHT (DEU)	Porsche 911 GT3 R	1:35.705	19	23	0.907	0.116	171.30
10	55	GT3PA	6	Craft-Bamboo Racing (HKG) Daniel AU (SGP) / Melvin MOH (MYS)	Mercedes-AMG GT3	1:35.798	11	24	1.000	0.093	171.13
11	59	GT3PA	7	Singha Plan-B by Absolute Racing (THA) Bhurit BHIROMBHAKDI (THA) / Kantasak KUSIRI (THA)	Audi R8 LMS GT3 2019	1:35.799	8	25	1.001	0.001	171.13
12	888	GT3PA	8	Triple Eight Race Engineering Australia (AUS) HH Prince Abdul Rahman IBRAHIM (THA) / Jazeman JAAFAR (MYS)	Mercedes-AMG GT3	1:35.859	8	22	1.061	0.060	171.02
13	61	GT3PA	9	ABSSA Motorsport (JPN) Pili BHIROMBHAKDI (THA) / Keita SAWA (JPN)	McLaren 720S GT3	1:36.128	11	22	1.330	0.269	170.54
14	99	GT3S	4	Craft-Bamboo Racing (HKG) Darryl O'YOUNG (HKG) / Christina NIELSEN (DNK)	Mercedes-AMG GT3	1:36.282	9	24	1.484	0.154	170.27
15	999	GT3S	5	Audi Sport Asia Team TSRT (CHN) Weian CHEN (CHN) / Andre COUTO (MAC)	Audi R8 LMS GT3 2019	1:36.306	8	14	1.508	0.024	170.23
16	16	GT3PA	10	Modena Motorsports (HKG) John SHEN (HKG) / Benny SIMONSEN (DNK)	Porsche 911 GT3 R	1:36.363	5	20	1.565	0.057	170.13
17	912	GT3S	6	Absolute Racing (CHN) Yuan BO (CHN) / Jono LESTER (NZL)	Porsche 911 GT3 R	1:36.397	7	23	1.599	0.034	170.07
18	128	GT3AM	2	Vattana Motorsport (THA) Chonsawat ASAVAHAME (THA) / Akihiro ASAI (JPN)	Lamborghini Huracan GT3 EVO	1:36.410	19	20	1.612	0.013	170.04
19	27	GT3S	7	HubAuto Corsa (TPE) Yuya SAKAMOTO (JPN) / Andre HEIMGARTNER (NZL)	Ferrari 488 GT3	1:36.411	15	17	1.613	0.001	170.04
20	51	GT3AM	3	AMAC Motorsport (AUS) Andrew MACPHERSON (AUS) / William Ben PORTER (AUS)	Lamborghini Huracan GT3 EVO	1:36.440	21	23	1.642	0.029	169.99
21	75	GT3PA	11	T2 Motorsports (SGP) David TJIPTOBIANTORO (IDN) / Rio HARYANTO (IDN)	Ferrari 488 GT3	1:36.559	9	23	1.761	0.119	169.78
22	8	GT3PA	12	ARN Racing (JPN) Hiroaki NAGAI (JPN) / Yuta KAMIMURA (JPN)	Porsche 911 GT3 R	1:36.720	5	23	1.922	0.161	169.50
23	17	GT3PA	13	Anstone Racing (CHN) Xu WEI (CHN) / Naoki YOKOMIZO (JPN)	Mercedes-AMG GT3	1:36.792	6	22	1.994	0.072	169.37
24	26	GT3AM	4	B-Quik Racing (THA) Daniel BILSKI (HKG) / Henk KIKS (THA)	Audi R8 LMS GT3 2019	1:37.091	25	25	2.293	0.299	168.85
25	77	GT4AM	1	Craft-Bamboo Racing (HKG) Frank YU (HKG) / Jean-Marc MERLIN (FRA)	Mercedes-AMG GT4	1:46.129	22	23	11.331	9.038	154.47
26	111	GT4AM	2	Team iRace.Win (TPE) Setiawan SANTOSO (IDN) / Ringo CHONG (SGP)	Mercedes-AMG GT4	1:46.506	9	23	11.708	0.377	153.92
27	81	GT4AM	3	BMW Team Studie (JPN) Sunako JUKUCHOU (JPN) / Takayuki KINOSHITA (JPN)	BMW M4 GT4	1:46.704	3	20	11.906	0.198	153.64
28	11	GT4AM	4	GTO Racing with TTR (JPN) Brian LEE (TPE) / Tony FONG (HKG)	Mercedes-AMG GT4	1:46.740	8	20	11.942	0.036	153.59
29	80	GT4AM	5	Racing Spirit Team (THA) Preeda TANTEMSPAPYA (THA) / Munkong SATHIENTHIRAKUL (THA)	Porsche Cayman GT4 Clubspor	1:47.683	8	19	12.885	0.943	152.24
30	199	GT4AM	6	Team iRace.Win (TPE) Angelo NEGRO (HKG) / Alan YEO (AUS)	Mercedes-AMG GT4	1:47.793	8	22	12.995	0.110	152.09

Chang International
Circuit Length = 4.554 km
Start: 12:30 Flag 13:15 End: 13:18

Weather / Track : Bright / Dry

These results are provisional until the conclusion of any judicial and technical matters.

Race Director : Ravin	Stewards :	Timekeeper :
-----------------------	------------	--------------

Results can be found at www.tsl-timing.com

Printed - 13:51 Friday, 10 May 2019

Blancpain GT World Challenge Asia

FREE PRACTICE 1 - CLASSIFICATION BY CATEGORY

CATEGORY : GT3

POS	NO	CL	NAME	ENTRY	TIME	ON	LAPS	GAP	DIFF	KPH
1	88	GT3PA	Craft-Bamboo Racing	HKG Mercedes-AMG GT3	1:34.798	19	20			172.94
2	12	GT3S	Audi Sport Asia Team Absolute	CHN Audi R8 LMS GT3 2019	1:35.108	14	23	0.310	0.310	172.37
3	97	GT3S	Solite Indigo Racing	KOR Mercedes-AMG GT3	1:35.230	22	24	0.432	0.122	172.15
4	910	GT3PA	JRM	CHN Porsche 911 GT3 R	1:35.281	9	20	0.483	0.051	172.06
5	13	GT3PA	Audi Sport Asia Team Absolute	CHN Audi R8 LMS GT3 2019	1:35.323	22	25	0.525	0.042	171.98
6	21	GT3AM	OpenRoad Racing	HKG Porsche 911 GT3 R	1:35.512	15	22	0.714	0.189	171.64
7	666	GT3PA	Vincenzo Sospiri Racing	ITA Lamborghini Huracan GT3 EVO	1:35.584	19	20	0.786	0.072	171.51
8	918	GT3PA	Panther/AAS Motorsport	CHN Porsche 911 GT3 R	1:35.589	11	23	0.791	0.005	171.50
9	911	GT3S	Absolute Racing	CHN Porsche 911 GT3 R	1:35.705	19	23	0.907	0.116	171.30
10	55	GT3PA	Craft-Bamboo Racing	HKG Mercedes-AMG GT3	1:35.798	11	24	1.000	0.093	171.13
11	59	GT3PA	Singha Plan-B by Absolute Raci	THA Audi R8 LMS GT3 2019	1:35.799	8	25	1.001	0.001	171.13
12	888	GT3PA	Triple Eight Race Engineering A	AUS Mercedes-AMG GT3	1:35.859	8	22	1.061	0.060	171.02
13	61	GT3PA	ABSSA Motorsport	JPN McLaren 720S GT3	1:36.128	11	22	1.330	0.269	170.54
14	99	GT3S	Craft-Bamboo Racing	HKG Mercedes-AMG GT3	1:36.282	9	24	1.484	0.154	170.27
15	999	GT3S	Audi Sport Asia Team TSRT	CHN Audi R8 LMS GT3 2019	1:36.306	8	14	1.508	0.024	170.23
16	16	GT3PA	Modena Motorsports	HKG Porsche 911 GT3 R	1:36.363	5	20	1.565	0.057	170.13
17	912	GT3S	Absolute Racing	CHN Porsche 911 GT3 R	1:36.397	7	23	1.599	0.034	170.07
18	128	GT3AM	Vattana Motorsport	THA Lamborghini Huracan GT3 EVO	1:36.410	19	20	1.612	0.013	170.04
19	27	GT3S	HubAuto Corsa	TPE Ferrari 488 GT3	1:36.411	15	17	1.613	0.001	170.04
20	51	GT3AM	AMAC Motorsport	AUS Lamborghini Huracan GT3 EVO	1:36.440	21	23	1.642	0.029	169.99
21	75	GT3PA	T2 Motorsports	SGP Ferrari 488 GT3	1:36.559	9	23	1.761	0.119	169.78
22	8	GT3PA	ARN Racing	JPN Porsche 911 GT3 R	1:36.720	5	23	1.922	0.161	169.50
23	17	GT3PA	Anstone Racing	CHN Mercedes-AMG GT3	1:36.792	6	22	1.994	0.072	169.37
24	26	GT3AM	B-Quik Racing	THA Audi R8 LMS GT3 2019	1:37.091	25	25	2.293	0.299	168.85

CATEGORY : GT4

POS	NO	CL	NAME	ENTRY	TIME	ON	LAPS	GAP	DIFF	KPH
1	77	GT4AM	Craft-Bamboo Racing	HKG Mercedes-AMG GT4	1:46.129	22	23			154.47
2	111	GT4AM	Team iRace.Win	TPE Mercedes-AMG GT4	1:46.506	9	23	0.377	0.377	153.92
3	81	GT4AM	BMW Team Studie	JPN BMW M4 GT4	1:46.704	3	20	0.575	0.198	153.64
4	11	GT4AM	GTO Racing with TTR	JPN Mercedes-AMG GT4	1:46.740	8	20	0.611	0.036	153.59
5	80	GT4AM	Racing Spirit Team	THA Porsche Cayman GT4 Clubsport MR	1:47.683	8	19	1.554	0.943	152.24
6	199	GT4AM	Team iRace.Win	TPE Mercedes-AMG GT4	1:47.793	8	22	1.664	0.110	152.09

Weather / Track : Bright / Dry

These results are provisional until the conclusion of any judicial and technical matters.

Chang International

Circuit Length = 4.554 km

Start: 12:30 Flag 13:15 End: 13:18

Race Director : Ravin	Stewards :	Timekeeper :
-----------------------	------------	--------------

Results can be found at www.tsl-timing.com

Printed - 13:52 Friday, 10 May 2019

Blancpain GT World Challenge Asia

FREE PRACTICE 1 - CLASSIFICATION BY CLASS

CLASS : GT3 - GT3S

POS	NO	NAME	ENTRY	TIME	ON	LAPS	GAP	DIFF	KPH
1	12	Audi Sport Asia Team Absolute Racing	Audi R8 LMS GT3 2019	1:35.108	14	23			172.37
2	97	Solite Indigo Racing	Mercedes-AMG GT3	1:35.230	22	24	0.122	0.122	172.15
3	911	Absolute Racing	Porsche 911 GT3 R	1:35.705	19	23	0.597	0.475	171.30
4	99	Craft-Bamboo Racing	Mercedes-AMG GT3	1:36.282	9	24	1.174	0.577	170.27
5	999	Audi Sport Asia Team TSRT	Audi R8 LMS GT3 2019	1:36.306	8	14	1.198	0.024	170.23
6	912	Absolute Racing	Porsche 911 GT3 R	1:36.397	7	23	1.289	0.091	170.07
7	27	HubAuto Corsa	Ferrari 488 GT3	1:36.411	15	17	1.303	0.014	170.04

CLASS : GT3 - GT3PA

POS	NO	NAME	ENTRY	TIME	ON	LAPS	GAP	DIFF	KPH
1	88	Craft-Bamboo Racing	Mercedes-AMG GT3	1:34.798	19	20			172.94
2	910	JRM	Porsche 911 GT3 R	1:35.281	9	20	0.483	0.483	172.06
3	13	Audi Sport Asia Team Absolute Racing	Audi R8 LMS GT3 2019	1:35.323	22	25	0.525	0.042	171.98
4	666	Vincenzo Sospiri Racing	Lamborghini Huracan GT3 EVO	1:35.584	19	20	0.786	0.261	171.51
5	918	Panther/AAS Motorsport	Porsche 911 GT3 R	1:35.589	11	23	0.791	0.005	171.50
6	55	Craft-Bamboo Racing	Mercedes-AMG GT3	1:35.798	11	24	1.000	0.209	171.13
7	59	Singha Plan-B by Absolute Racing	Audi R8 LMS GT3 2019	1:35.799	8	25	1.001	0.001	171.13
8	888	Triple Eight Race Engineering Australi:	Mercedes-AMG GT3	1:35.859	8	22	1.061	0.060	171.02
9	61	ABSSA Motorsport	McLaren 720S GT3	1:36.128	11	22	1.330	0.269	170.54
10	16	Modena Motorsports	Porsche 911 GT3 R	1:36.363	5	20	1.565	0.235	170.13
11	75	T2 Motorsports	Ferrari 488 GT3	1:36.559	9	23	1.761	0.196	169.78
12	8	ARN Racing	Porsche 911 GT3 R	1:36.720	5	23	1.922	0.161	169.50
13	17	Anstone Racing	Mercedes-AMG GT3	1:36.792	6	22	1.994	0.072	169.37

CLASS : GT3 - GT3AM

POS	NO	NAME	ENTRY	TIME	ON	LAPS	GAP	DIFF	KPH
1	21	OpenRoad Racing	Porsche 911 GT3 R	1:35.512	15	22			171.64
2	128	Vattana Motorsport	Lamborghini Huracan GT3 EVO	1:36.410	19	20	0.898	0.898	170.04
3	51	AMAC Motorsport	Lamborghini Huracan GT3 EVO	1:36.440	21	23	0.928	0.030	169.99
4	26	B-Quik Racing	Audi R8 LMS GT3 2019	1:37.091	25	25	1.579	0.651	168.85

CLASS : GT4 - GT4AM

POS	NO	NAME	ENTRY	TIME	ON	LAPS	GAP	DIFF	KPH
1	77	Craft-Bamboo Racing	Mercedes-AMG GT4	1:46.129	22	23			154.47
2	111	Team iRace.Win	Mercedes-AMG GT4	1:46.506	9	23	0.377	0.377	153.92
3	81	BMW Team Studie	BMW M4 GT4	1:46.704	3	20	0.575	0.198	153.64
4	11	GTO Racing with TTR	Mercedes-AMG GT4	1:46.740	8	20	0.611	0.036	153.59
5	80	Racing Spirit Team	Porsche Cayman GT4 Clubsport MR	1:47.683	8	19	1.554	0.943	152.24
6	199	Team iRace.Win	Mercedes-AMG GT4	1:47.793	8	22	1.664	0.110	152.09

Chang International
Circuit Length = 4.554 km
Start: 12:30 Flag 13:15 End: 13:18

Weather / Track : Bright / Dry

These results are provisional until the conclusion of any judicial and technical matters.

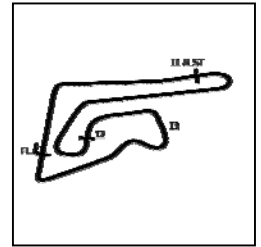
Race Director : Ravin	Stewards :	Timekeeper :
-----------------------	------------	--------------

Results can be found at www.tsl-timing.com

Printed - 13:46 Friday, 10 May 2019

Blancpain GT World Challenge Asia

FREE PRACTICE 1 - SECTOR ANALYSIS



SECTOR 1 = FL to I1, SECTOR 2 = I1 to I2 SECTOR 3 = I2 to I3, SECTOR 4 = I3 to FL, DIFF = Difference To Personal Best Lap, P = Crossed Finish Line in Pit Lane, D = Time Disallowed

P1 88 GT3PA Craft-Bamboo Racing		Mercedes-AMG GT3						
IDEAL LAP TIME : 1:34.599		BEST LAP TIME : 1:34.798		DIFFERENCE : 0.199				
D1: Jeffrey LEE		D2: Alessio PICARIELLO						
LAP	SECTOR 1	SECTOR 2	SECTOR 3	SPEED TRAP	LAP TIME	KPH	DIFF	TIME OF DAY
1 - D2	OUTLAP	38.315	41.352	219.0				12:32:23.175
2 - D2	23.757	37.113	38.722	242.1	1:39.592	164.61	4.794	12:34:02.767
3 - D2	23.421	35.474	37.841	245.4	1:36.736	169.47	1.938	12:35:39.503
4 - D2	23.663	35.193	37.227	242.6	1:36.083 (3)	170.62	1.285	12:37:15.586
5 - D2	23.613	35.089	38.098	243.2	1:36.800	169.36	2.002	12:38:52.386
6 - D2	23.242	36.157	37.083	248.2	1:36.482	169.92	1.684	12:40:28.868
7 - D2	23.249	35.423	IN PIT	246.0	1:37.543 P	168.07	2.745	12:42:06.411
8 - D1	OUTLAP	41.576	IN PIT	215.1	8:42.514 P	31.37	7:07.716	12:50:48.925
9 - D1	OUTLAP	38.193	44.975	232.2	2:41.797	101.32	1:06.999	12:53:30.722
10 - D1	25.040	40.147	39.542	238.4	1:44.729	156.54	9.931	12:55:15.451
11 - D1	24.264	36.740	38.738	242.1	1:39.742	164.36	4.944	12:56:55.193
12 - D1	23.588	51.949	IN PIT	244.8	2:03.275 P	132.99	28.477	12:58:58.468
13 - D1	OUTLAP	37.258	39.735	242.1	3:02.122	90.01	1:27.324	13:02:00.590
14 - D1	24.528	36.523	39.192	240.5	1:40.243	163.54	5.445	13:03:40.833
15 - D1	23.782	37.664	40.363	243.2	1:41.809	161.03	7.011	13:05:22.642
16 - D1	23.826	36.195	38.922	243.7	1:38.943	165.69	4.145	13:07:01.585
17 - D1	23.634	37.143	IN PIT	246.0	1:45.121 P	155.95	10.323	13:08:46.706
18 - D2	OUTLAP	36.410	37.177	241.0	3:14.802	84.15	1:40.004	13:12:01.508
19 - D2	23.360	34.837	36.601	244.3	1:34.798 (1)	172.94		13:13:36.306
20 - D2	23.202	34.796	37.128	245.4	1:35.126 (2)	172.34	0.328	13:15:11.432

P2 12 GT3S Audi Sport Asia Team Absolute Racing		Audi R8 LMS GT3 2019						
IDEAL LAP TIME : 1:35.085		BEST LAP TIME : 1:35.108		DIFFERENCE : 0.023				
D1: Weiron TAN		D2: Martin RUMP						
LAP	SECTOR 1	SECTOR 2	SECTOR 3	SPEED TRAP	LAP TIME	KPH	DIFF	TIME OF DAY
1 - D1	OUTLAP	44.297	40.703	144.9				12:33:06.666
2 - D1	23.809	36.502	39.641	244.8	1:39.952	164.02	4.844	12:34:46.618
3 - D1	24.050	35.934	38.258	245.4	1:38.242	166.87	3.134	12:36:24.860
4 - D1	23.472	35.632	IN PIT	247.1	1:38.819 P	165.90	3.711	12:38:03.679
5 - D1	OUTLAP	39.741	38.620	215.5	3:02.209	89.97	1:27.101	12:41:05.888
6 - D1	23.470	35.660	37.632	245.4	1:36.762	169.43	1.654	12:42:42.650
7 - D1	23.273	35.217	37.745	248.2	1:36.235	170.35	1.127	12:44:18.885
8 - D1	23.976	35.273	38.176	244.3	1:37.425	168.27	2.317	12:45:56.310
9 - D1	23.566	35.082	IN PIT	246.5	1:37.217 P	168.63	2.109	12:47:33.527
10 - D2	OUTLAP	35.883	38.822	243.7	3:07.266	87.54	1:32.158	12:50:40.793
11 - D2	23.226	35.088	37.241	245.4	1:35.555	171.57	0.447	12:52:16.348
12 - D2	23.304	34.980	37.026	246.0	1:35.310 (3)	172.01	0.202	12:53:51.658
13 - D2	23.338	36.974	39.007	246.5	1:39.319	165.06	4.211	12:55:30.977
14 - D2	23.186	35.002	36.920	247.1	1:35.108 (1)	172.37		12:57:06.085
15 - D2	23.270	35.228	IN PIT	247.1	1:37.206 P	168.65	2.098	12:58:43.291
16 - D2	OUTLAP	36.358	38.617	240.0	4:04.774	66.97	2:29.666	13:02:48.065
17 - D2	23.311	35.267	37.641	246.0	1:36.219	170.38	1.111	13:04:24.284
18 - D2	23.188	34.979	37.052	246.5	1:35.219 (2)	172.17	0.111	13:05:59.503
19 - D2	23.439	36.037	IN PIT	249.4	1:38.238 P	166.88	3.130	13:07:37.741
20 - D1	OUTLAP	35.651	37.381	245.4	3:02.695	89.73	1:27.587	13:10:40.436
21 - D1	23.391	35.485	37.661	246.5	1:36.537	169.82	1.429	13:12:16.973
22 - D1	23.311	35.346	37.769	250.0	1:36.426	170.02	1.318	13:13:53.399
23 - D1	23.207	35.484	37.649	248.8	1:36.340	170.17	1.232	13:15:29.739

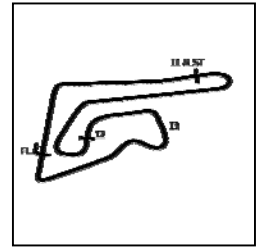
P3 97 GT3S Solite Indigo Racing		Mercedes-AMG GT3						
IDEAL LAP TIME : 1:35.215		BEST LAP TIME : 1:35.230		DIFFERENCE : 0.015				
D1: Roelof BRUINS		D2: Manuel METZGER						
LAP	SECTOR 1	SECTOR 2	SECTOR 3	SPEED TRAP	LAP TIME	KPH	DIFF	TIME OF DAY
1 - D1	OUTLAP	39.984	39.811	215.5				12:31:49.827
2 - D1	23.829	35.909	39.120	241.0	1:38.858	165.83	3.628	12:33:28.685
3 - D1	23.794	35.402	38.581	242.1	1:37.777	167.67	2.547	12:35:06.462
4 - D1	23.762	35.462	38.289	243.7	1:37.513	168.12	2.283	12:36:43.975
5 - D1	23.497	35.347	38.275	244.3	1:37.119	168.80	1.889	12:38:21.094

Weather / Track : Bright / Dry

Chang International
Circuit Length = 4.554 km
Start: 12:30 Flag 13:15 End: 13:18

Blancpain GT World Challenge Asia

FREE PRACTICE 1 - SECTOR ANALYSIS



SECTOR 1 = FL to I1, SECTOR 2 = I1 to I2 SECTOR 3 = I2 to I3, SECTOR 4 = I3 to FL, DIFF = Difference To Personal Best Lap, P = Crossed Finish Line in Pit Lane, D = Time Disallowed

Lap	Driver	S1	S2	S3	S4	Speed	Lap Time	KPH	Diff	Time of Day
6 - D1		23.621	35.609	IN PIT	243.2		1:39.034	P 165.54	3.804	12:40:00.128
7 - D1	OUTLAP		35.804	38.398	241.6		4:01.922	67.76	2:26.692	12:44:02.050
8 - D1		23.730	35.448	38.769	243.2		1:37.947	167.38	2.717	12:45:39.997
9 - D1		23.371	35.697	37.804	246.0		1:36.872	169.23	1.642	12:47:16.869
10 - D1		24.256	35.453	IN PIT	243.2		1:38.508	P 166.42	3.278	12:48:55.377
11 - D2	OUTLAP		36.155	38.658	240.0		3:51.777	70.73	2:16.547	12:52:47.154
12 - D2		23.798	35.438	39.365	242.1		1:38.601	166.27	3.371	12:54:25.755
13 - D2		23.573	35.795	43.721	243.7		1:43.089	159.03	7.859	12:56:08.844
14 - D2		23.751	35.326	37.240	241.6		1:36.317	170.21	1.087	12:57:45.161
15 - D2		23.560	35.457	37.536	243.7		1:36.553	169.79	1.323	12:59:21.714
16 - D2		23.841	35.156	37.610	244.3		1:36.607	169.70	1.377	13:00:58.321
17 - D2		23.337	35.091	37.459	243.7		1:35.887	170.97	0.657	13:02:34.208
18 - D2		23.420	35.737	37.460	243.7		1:36.617	169.68	1.387	13:04:10.825
19 - D2		23.250	35.223	IN PIT	245.4		1:38.308	P 166.76	3.078	13:05:49.133
20 - D2	OUTLAP		36.727	41.577	243.7		4:15.725	64.10	2:40.495	13:10:04.858
21 - D2		23.265	35.162	37.070	242.6		1:35.497	(2) 171.67	0.267	13:11:40.355
22 - D2		23.253	34.973	37.004	245.4		1:35.230	(1) 172.15		13:13:15.585
23 - D2		23.362	35.224	37.220	245.4		1:35.806	(3) 171.12	0.576	13:14:51.391
24 - D2		23.238	35.216	38.492	246.5		1:36.946	169.10	1.716	13:16:28.337

P4 910 GT3PA JRM

Porsche 911 GT3 R

IDEAL LAP TIME : 1:35.281

BEST LAP TIME : 1:35.281

DIFFERENCE : 0.000

D1: CHAO LI

D2: Chris VAN DER DRIFT

LAP	SECTOR 1	SECTOR 2	SECTOR 3	SPEED TRAP	LAP TIME	KPH	DIFF	TIME OF DAY	
1 - D2	OUTLAP		41.511	42.847		189.1		12:32:21.625	
2 - D2	24.288	38.453	39.753	240.5	1:42.494	159.95	7.213	12:34:04.119	
3 - D2	23.689	36.259	37.796	243.7	1:37.744	167.72	2.463	12:35:41.863	
4 - D2	23.597	35.656	37.716	242.6	1:36.969	(2) 169.06	1.688	12:37:18.832	
5 - D2	23.237	35.501	IN PIT	244.8	1:38.354	P 166.68	3.073	12:38:57.186	
6 - D2	OUTLAP		37.445	38.404	208.0	10:06.025	27.05	8:30.744	12:49:03.211
7 - D2	23.349	35.790	38.731	242.6	1:37.870	167.51	2.589	12:50:41.081	
8 - D2	23.185	35.471	38.777	244.3	1:37.433	(3) 168.26	2.152	12:52:18.514	
9 - D2	23.105	35.048	37.128	243.7	1:35.281	(1) 172.06		12:53:53.795	
10 - D2	23.410	36.582	IN PIT	242.1	1:40.692	P 162.81	5.411	12:55:34.487	
11 - D1	OUTLAP		39.983	41.495	241.0	4:35.154	59.58	2:59.873	13:00:09.641
12 - D1	23.911	36.920	41.166	243.2	1:41.997	160.73	6.716	13:01:51.638	
13 - D1	24.007	36.774	40.301	243.2	1:41.082	162.18	5.801	13:03:32.720	
14 - D1	23.863	37.185	41.717	244.3	1:42.765	159.53	7.484	13:05:15.485	
15 - D1	24.153	36.746	42.281	243.7	1:43.180	158.89	7.899	13:06:58.665	
16 - D1	23.596	36.372	39.341	244.3	1:39.309	165.08	4.028	13:08:37.974	
17 - D1	23.672	36.476	38.986	244.3	1:39.134	165.37	3.853	13:10:17.108	
18 - D1	23.687	36.628	39.059	243.7	1:39.374	164.97	4.093	13:11:56.482	
19 - D1	23.446	37.566	38.426	243.2	1:39.438	164.87	4.157	13:13:35.920	
20 - D1	23.451	36.101	38.164	245.4	1:37.716	167.77	2.435	13:15:13.636	

P5 13 GT3PA Audi Sport Asia Team Absolute Racing

Audi R8 LMS GT3 2019

IDEAL LAP TIME : 1:35.289

BEST LAP TIME : 1:35.323

DIFFERENCE : 0.034

D1: Jingzu SUN

D2: Congfu CHENG

LAP	SECTOR 1	SECTOR 2	SECTOR 3	SPEED TRAP	LAP TIME	KPH	DIFF	TIME OF DAY	
1 - D1	OUTLAP		45.818	48.797		127.0		12:32:25.914	
2 - D1	24.980	38.165	39.748	241.6	1:42.893	159.33	7.570	12:34:08.807	
3 - D1	23.832	37.253	39.366	244.8	1:40.451	163.20	5.128	12:35:49.258	
4 - D1	23.537	36.628	38.549	244.8	1:38.714	166.07	3.391	12:37:27.972	
5 - D1	45.776	37.524	38.946	229.7	2:02.246	134.10	26.923	12:39:30.218	
6 - D1	23.480	36.428	38.697	246.0	1:38.605	166.26	3.282	12:41:08.823	
7 - D1	23.598	36.209	39.796	246.5	1:39.603	164.59	4.280	12:42:48.426	
8 - D1	23.913	36.673	IN PIT	246.0	1:41.068	P 162.21	5.745	12:44:29.494	
9 - D1	OUTLAP		40.152	39.605	112.3	3:09.697	86.42	1:34.374	12:47:39.191
10 - D1	23.827	36.442	39.159	245.4	1:39.428	164.88	4.105	12:49:18.619	
11 - D1	23.469	36.489	38.793	245.4	1:38.751	166.01	3.428	12:50:57.370	
12 - D1	23.702	36.226	55.769	244.8	1:55.697	141.70	20.374	12:52:53.067	
13 - D1	23.400	36.298	38.298	245.4	1:37.996	167.29	2.673	12:54:31.063	
14 - D1	23.577	37.432	IN PIT	246.0	1:40.407	P 163.27	5.084	12:56:11.470	

Weather / Track : Bright / Dry

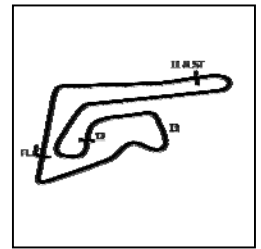
Chang International

Circuit Length = 4.554 km

Start: 12:30 Flag 13:15 End: 13:18

Blancpain GT World Challenge Asia

FREE PRACTICE 1 - SECTOR ANALYSIS



SECTOR 1 = FL to I1, SECTOR 2 = I1 to I2 SECTOR 3 = I2 to I3, SECTOR 4 = I3 to FL, DIFF = Difference To Personal Best Lap, P = Crossed Finish Line in Pit Lane, D = Time Disallowed

15 - D2	OUTLAP	39.286	40.550	223.6	3:12.224	85.28	1:36.901	12:59:23.694
16 - D2	23.400	35.622	38.321	244.8	1:37.343	168.41	2.020	13:01:01.037
17 - D2	23.141	35.247	37.343	246.5	1:35.731 (3)	171.25	0.408	13:02:36.768
18 - D2	23.188	35.123	38.222	247.7	1:36.533	169.83	1.210	13:04:13.301
19 - D2	23.207	35.336	37.864	247.1	1:36.407	170.05	1.084	13:05:49.708
20 - D2	23.148	35.877	37.513	250.0	1:36.538	169.82	1.215	13:07:26.246
21 - D2	23.251	34.994	37.187	246.5	1:35.432 (2)	171.79	0.109	13:09:01.678
22 - D2	23.112	35.028	37.183	247.7	1:35.323 (1)	171.98		13:10:37.001
23 - D2	23.113	35.008	39.414	247.7	1:37.535	168.08	2.212	13:12:14.536
24 - D2	23.553	35.003	38.314	246.0	1:36.870	169.24	1.547	13:13:51.406
25 - D2	24.162	35.756	IN PIT	244.8	1:39.802 P	164.26	4.479	13:15:31.208

P6 21 GT3AM OpenRoad Racing		Porsche 911 GT3 R						
IDEAL LAP TIME : 1:35.512		BEST LAP TIME : 1:35.512		DIFFERENCE : 0.000				
D1: Philippe DESCOMBES		D2: Francis TJIA						
LAP	SECTOR 1	SECTOR 2	SECTOR 3	SPEED TRAP	LAP TIME	KPH	DIFF	TIME OF DAY
1 - D1	OUTLAP	40.435	42.950	169.8				12:32:53.313
2 - D1	24.223	36.493	IN PIT	242.1	1:52.616 P	145.57	17.104	12:34:45.929
3 - D1	OUTLAP	39.946	42.999	218.1	4:04.466	67.06	2:28.954	12:38:50.395
4 - D1	24.052	38.193	45.586	243.2	1:47.831	152.03	12.319	12:40:38.226
5 - D1	24.610	36.613	39.414	243.2	1:40.637	162.90	5.125	12:42:18.863
6 - D1	23.889	37.297	40.676	245.4	1:41.862	160.94	6.350	12:44:00.725
7 - D1	23.742	35.937	38.722	245.4	1:38.401	166.60	2.889	12:45:39.126
8 - D1	23.580	36.971	IN PIT	246.5	1:44.624 P	156.69	9.112	12:47:23.750
9 - D1	OUTLAP	35.765	37.922	242.1	3:50.145	71.23	2:14.633	12:51:13.895
10 - D1	23.575	35.652	37.962	244.3	1:37.189	168.68	1.677	12:52:51.084
11 - D1	23.586	35.313	38.932	246.0	1:37.831	167.57	2.319	12:54:28.915
12 - D1	24.223	35.250	37.793	244.3	1:37.266	168.55	1.754	12:56:06.181
13 - D1	23.135	35.158	37.597	245.4	1:35.890 (2)	170.97	0.378	12:57:42.071
14 - D1	23.388	35.608	37.603	246.0	1:36.599 (3)	169.71	1.087	12:59:18.670
15 - D1	23.101	35.094	37.317	247.1	1:35.512 (1)	171.64		13:00:54.182
16 - D1	24.906	35.691	IN PIT	242.1	1:44.800 P	156.43	9.288	13:02:38.982
17 - D2	OUTLAP	37.318	40.724	235.2	4:02.089	67.72	2:26.577	13:06:41.071
18 - D2	23.761	37.392	38.839	245.4	1:39.992	163.95	4.480	13:08:21.063
19 - D2	23.529	35.647	38.654	247.1	1:37.830	167.58	2.318	13:09:58.893
20 - D2	23.584	35.816	38.014	246.5	1:37.414	168.29	1.902	13:11:36.307
21 - D2	23.293	35.570	37.875	246.5	1:36.738	169.47	1.226	13:13:13.045
22 - D2	26.605	36.652	IN PIT	234.7	1:44.086 P	157.50	8.574	13:14:57.131

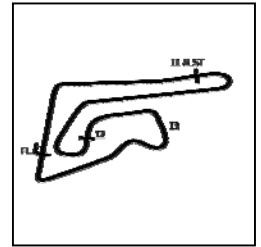
P7 666 GT3PA Vincenzo Sospiri Racing		Lamborghini Huracan GT3 EVO						
IDEAL LAP TIME : 1:35.500		BEST LAP TIME : 1:35.584		DIFFERENCE : 0.084				
D1: Alex AU		D2: Frederik SCHANDORFF						
LAP	SECTOR 1	SECTOR 2	SECTOR 3	SPEED TRAP	LAP TIME	KPH	DIFF	TIME OF DAY
1 - D2	OUTLAP	40.366	IN PIT	209.3				12:32:05.403
2 - D2	OUTLAP	37.410	39.811	167.9	3:31.376	77.56	1:55.792	12:35:36.779
3 - D2	23.592	36.476	38.436	247.1	1:38.504	166.43	2.920	12:37:15.283
4 - D2	24.158	35.923	38.102	231.7	1:38.183	166.97	2.599	12:38:53.466
5 - D2	23.201	36.667	37.845	250.0	1:37.713	167.78	2.129	12:40:31.179
6 - D2	23.399	35.937	38.004	247.7	1:37.340	168.42	1.756	12:42:08.519
7 - D2	23.187	35.786	37.911	248.8	1:36.884	169.21	1.300	12:43:45.403
8 - D2	23.082	36.085	IN PIT	248.2	1:39.510 P	164.75	3.926	12:45:24.913
9 - D1	OUTLAP	39.540	38.629	232.7	5:33.743	49.12	3:58.159	12:50:58.656
10 - D1	23.550	36.553	45.685	246.5	1:45.788	154.97	10.204	12:52:44.444
11 - D1	23.495	35.824	41.630	247.1	1:40.949	162.40	5.365	12:54:25.393
12 - D1	23.615	35.832	38.402	246.0	1:37.849	167.54	2.265	12:56:03.242
13 - D1	23.289	35.429	38.139	246.0	1:36.857	169.26	1.273	12:57:40.099
14 - D1	23.817	35.511	IN PIT	244.8	1:43.268 P	158.75	7.684	12:59:23.367
15 - D1	OUTLAP	35.764	IN PIT	246.0	2:00.672 P	135.85	25.088	13:01:24.039
16 - D2	OUTLAP	37.187	38.779	244.3	7:47.243	35.08	6:11.659	13:09:11.282
17 - D2	23.309	35.499	37.494	247.1	1:36.302 (3)	170.23	0.718	13:10:47.584
18 - D2	23.315	35.095	37.494	246.5	1:35.904 (2)	170.94	0.320	13:12:23.488
19 - D2	23.121	35.140	37.323	247.1	1:35.584 (1)	171.51		13:13:59.072
20 - D2	23.159	36.287	43.529	247.7	1:42.975	159.20	7.391	13:15:42.047

Weather / Track : Bright / Dry

Chang International
Circuit Length = 4.554 km
Start: 12:30 Flag 13:15 End: 13:18

Blancpain GT World Challenge Asia

FREE PRACTICE 1 - SECTOR ANALYSIS



SECTOR 1 = FL to I1, SECTOR 2 = I1 to I2 SECTOR 3 = I2 to I3, SECTOR 4 = I3 to FL, DIFF = Difference To Personal Best Lap, P = Crossed Finish Line in Pit Lane, D = Time Disallowed

P8 918 GT3PA Panther/AAS Motorsport				Porsche 911 GT3 R				
IDEAL LAP TIME : 1:35.418		BEST LAP TIME : 1:35.589		DIFFERENCE : 0.171				
D1: Vutthikorn INTRAPHUVA		D2: Alexandre IMPERATORI						
LAP	SECTOR 1	SECTOR 2	SECTOR 3	SPEED TRAP	LAP TIME	KPH	DIFF	TIME OF DAY
1 - D2	OUTLAP	42.788	44.008	190.1				12:32:17.991
2 - D2	23.940	35.818	38.358	241.6	1:38.116	167.09	2.527	12:33:56.107
3 - D2	23.405	35.430	38.135	245.4	1:36.970	169.06	1.381	12:35:33.077
4 - D2	23.375	35.439	37.920	245.4	1:36.734	169.47	1.145	12:37:09.811
5 - D2	23.223	35.224	37.655	244.3	1:36.102	170.59	0.513	12:38:45.913
6 - D2	23.424	35.038	37.564	244.8	1:36.026 (3)	170.72	0.437	12:40:21.939
7 - D2	23.335	35.166	37.615	244.8	1:36.116	170.56	0.527	12:41:58.055
8 - D2	23.252	37.720	IN PIT	246.0	1:46.417 P	154.05	10.828	12:43:44.472
9 - D2	OUTLAP	35.479	37.780	242.1	4:45.248	57.47	3:09.659	12:48:29.720
10 - D2	23.214	35.245	37.378	243.2	1:35.837 (2)	171.06	0.248	12:50:05.557
11 - D2	23.385	34.898	37.306	243.2	1:35.589 (1)	171.50		12:51:41.146
12 - D2	23.412	35.144	IN PIT	243.7	1:38.447 P	166.53	2.858	12:53:19.593
13 - D1	OUTLAP	38.477	44.202	222.6	5:41.861	47.95	4:06.272	12:59:01.454
14 - D1	23.497	35.926	37.836	242.6	1:37.259	168.56	1.670	13:00:38.713
15 - D1	23.523	35.710	37.992	244.3	1:37.225	168.62	1.636	13:02:15.938
16 - D1	23.731	36.007	37.661	243.2	1:37.399	168.32	1.810	13:03:53.337
17 - D1	23.360	35.483	37.712	244.3	1:36.555	169.79	0.966	13:05:29.892
18 - D1	23.936	35.484	37.429	244.3	1:36.849	169.27	1.260	13:07:06.741
19 - D1	23.347	35.612	37.576	244.8	1:36.535	169.82	0.946	13:08:43.276
20 - D1	23.537	35.371	37.555	244.8	1:36.463	169.95	0.874	13:10:19.739
21 - D1	23.290	35.441	38.463	244.3	1:37.194	168.67	1.605	13:11:56.933
22 - D1	23.560	36.523	37.758	243.7	1:37.841	167.56	2.252	13:13:34.774
23 - D1	23.631	35.422	37.387	244.3	1:36.440	169.99	0.851	13:15:11.214

P9 911 GT3S Absolute Racing				Porsche 911 GT3 R				
IDEAL LAP TIME : 1:35.572		BEST LAP TIME : 1:35.705		DIFFERENCE : 0.133				
D1: Tanart SATHIENTHIRAKUI		D2: Philip HAMPRECHT						
LAP	SECTOR 1	SECTOR 2	SECTOR 3	SPEED TRAP	LAP TIME	KPH	DIFF	TIME OF DAY
1 - D2	OUTLAP	41.490	44.569	169.5				12:32:15.711
2 - D2	23.741	36.408	39.747	240.5	1:39.896	164.11	4.191	12:33:55.607
3 - D2	23.500	36.552	38.141	242.1	1:38.193	166.96	2.488	12:35:33.800
4 - D2	23.320	35.816	38.081	244.8	1:37.217	168.63	1.512	12:37:11.017
5 - D2	23.517	35.600	38.176	243.2	1:37.293	168.50	1.588	12:38:48.310
6 - D2	23.317	35.574	37.685	244.8	1:36.576	169.75	0.871	12:40:24.886
7 - D2	23.755	39.880	IN PIT	243.2	1:44.686 P	156.60	8.981	12:42:09.572
8 - D2	OUTLAP	36.341	IN PIT	241.0	4:06.035 P	66.63	2:30.330	12:46:15.607
9 - D2	OUTLAP	44.472	38.444	180.6	2:48.227	97.45	1:12.522	12:49:03.834
10 - D2	23.738	35.569	40.265	243.2	1:39.572	164.64	3.867	12:50:43.406
11 - D2	23.108	35.477	37.548	243.2	1:36.133	170.53	0.428	12:52:19.539
12 - D2	23.847	35.913	IN PIT	241.6	1:38.836 P	165.87	3.131	12:53:58.375
13 - D1	OUTLAP	38.443	40.393	236.8	4:21.400	62.71	2:45.695	12:58:19.775
14 - D1	23.625	36.095	37.823	241.6	1:37.543	168.07	1.838	12:59:57.318
15 - D1	23.234	35.887	37.161	244.3	1:36.282	170.27	0.577	13:01:33.600
16 - D1	23.233	35.550	37.254	242.6	1:36.037	170.70	0.332	13:03:09.637
17 - D1	23.291	35.403	37.341	242.6	1:36.035 (3)	170.71	0.330	13:04:45.672
18 - D1	23.380	35.430	37.257	243.2	1:36.067	170.65	0.362	13:06:21.739
19 - D1	23.162	35.379	37.164	243.2	1:35.705 (1)	171.30		13:07:57.444
20 - D1	23.230	35.756	IN PIT	244.8	1:39.684 P	164.46	3.979	13:09:37.128
21 - D1	OUTLAP	35.746	37.102	240.0	3:37.462	75.38	2:01.757	13:13:14.590
22 - D1	23.236	35.362	37.127	243.7	1:35.725 (2)	171.26	0.020	13:14:50.315
23 - D1	23.222	35.783	IN PIT	244.3	1:43.209 P	158.84	7.504	13:16:33.524

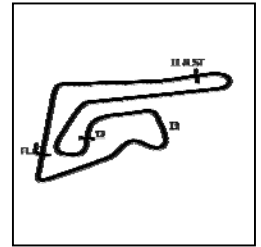
P10 55 GT3PA Craft-Bamboo Racing				Mercedes-AMG GT3				
IDEAL LAP TIME : 1:35.735		BEST LAP TIME : 1:35.798		DIFFERENCE : 0.063				
D1: Daniel AU		D2: Melvin MOH						
LAP	SECTOR 1	SECTOR 2	SECTOR 3	SPEED TRAP	LAP TIME	KPH	DIFF	TIME OF DAY
1 - D2	OUTLAP	39.015	39.970	222.6				12:31:56.850

Weather / Track : Bright / Dry

Chang International
Circuit Length = 4.554 km
Start: 12:30 Flag 13:15 End: 13:18

Blancpain GT World Challenge Asia

FREE PRACTICE 1 - SECTOR ANALYSIS



SECTOR 1 = FL to I1, SECTOR 2 = I1 to I2 SECTOR 3 = I2 to I3, SECTOR 4 = I3 to FL, DIFF = Difference To Personal Best Lap, P = Crossed Finish Line in Pit Lane, D = Time Disallowed

2 - D2	24.134	36.012	38.003	242.1	1:38.149	167.03	2.351	12:33:34.999
3 - D2	23.472	35.513	37.706	244.8	1:36.691	169.55	0.893	12:35:11.690
4 - D2	23.670	35.476	37.890	245.4	1:37.036	168.95	1.238	12:36:48.726
5 - D2	23.317	35.540	37.753	247.7	1:36.604	169.70	0.806	12:38:25.330
6 - D2	23.509	35.320	37.463	246.0	1:36.292	170.25	0.494	12:40:01.622
7 - D2	23.465	35.222	37.540	246.5	1:36.227	170.37	0.429	12:41:37.849
8 - D2	23.846	35.909	IN PIT	244.8	1:44.696	P 156.59	8.898	12:43:22.545
9 - D2	OUTLAP	36.573	38.366	241.0	3:42.990	73.52	2:07.192	12:47:05.535
10 - D2	23.549	35.223	37.259	245.4	1:36.031	(2) 170.71	0.233	12:48:41.566
11 - D2	23.374	35.204	37.220	244.8	1:35.798	(1) 171.13		12:50:17.364
12 - D2	23.317	36.911	IN PIT	244.8	1:41.737	P 161.14	5.939	12:51:59.101
13 - D1	OUTLAP	47.499	52.519	139.3	4:09.356	65.74	2:33.558	12:56:08.457
14 - D1	26.855	42.447	44.826	237.3	1:54.128	143.64	18.330	12:58:02.585
15 - D1	25.504	42.287	43.534	235.8	1:51.325	147.26	15.527	12:59:53.910
16 - D1	25.936	40.739	43.491	241.0	1:50.166	148.81	14.368	13:01:44.076
17 - D1	25.611	41.822	46.718	240.0	1:54.151	143.62	18.353	13:03:38.227
18 - D1	27.607	40.544	44.024	197.4	1:52.175	146.15	16.377	13:05:30.402
19 - D1	27.049	42.377	46.255	231.7	1:55.681	141.72	19.883	13:07:26.083
20 - D1	26.778	40.798	44.061	224.5	1:51.637	146.85	15.839	13:09:17.720
21 - D1	25.132	40.083	43.476	242.1	1:48.691	150.83	12.893	13:11:06.411
22 - D1	25.588	40.393	42.940	241.0	1:48.921	150.51	13.123	13:12:55.332
23 - D1	25.315	39.074	42.391	242.1	1:46.780	153.53	10.982	13:14:42.112
24 - D1	26.709	38.097	43.661	239.4	1:48.467	151.14	12.669	13:16:30.579

P11 59 GT3PA Singha Plan-B by Absolute Racing Audi R8 LMS GT3 2019

IDEAL LAP TIME : 1:35.799 BEST LAP TIME : 1:35.799 DIFFERENCE : 0.000
 D1: Bhurit BHIROMBHAKDI D2: Kantasak KUSIRI

LAP	SECTOR 1	SECTOR 2	SECTOR 3	SPEED TRAP	LAP TIME	KPH	DIFF	TIME OF DAY
1 - D2	OUTLAP	39.875	39.603	204.5				12:32:05.073
2 - D2	23.590	37.380	40.020	244.8	1:40.990	162.33	5.191	12:33:46.063
3 - D2	23.477	36.637	38.770	247.7	1:38.884	165.79	3.085	12:35:24.947
4 - D2	23.427	36.420	38.189	247.7	1:38.036	167.22	2.237	12:37:02.983
5 - D2	23.296	35.921	37.692	247.7	1:36.909	(3) 169.17	1.110	12:38:39.892
6 - D2	23.211	36.027	38.553	249.4	1:37.791	167.64	1.992	12:40:17.683
7 - D2	23.133	35.473	37.484	248.8	1:36.090	(2) 170.61	0.291	12:41:53.773
8 - D2	23.127	35.355	37.317	248.8	1:35.799	(1) 171.13		12:43:29.572
9 - D2	23.927	35.799	38.367	246.0	1:38.093	167.13	2.294	12:45:07.665
10 - D2	23.645	36.862	IN PIT	247.1	1:42.333	P 160.20	6.534	12:46:49.998
11 - D1	OUTLAP	39.642	41.427	231.2	3:42.779	73.59	2:06.980	12:50:32.777
12 - D1	23.918	40.550	43.402	245.4	1:47.870	151.98	12.071	12:52:20.647
13 - D1	23.614	36.788	38.587	246.0	1:38.989	165.61	3.190	12:53:59.636
14 - D1	23.450	37.060	38.702	246.0	1:39.212	165.24	3.413	12:55:38.848
15 - D1	23.343	37.713	38.529	246.5	1:39.585	164.62	3.786	12:57:18.433
16 - D1	23.424	36.877	40.222	247.7	1:40.523	163.09	4.724	12:58:58.956
17 - D1	23.402	36.770	38.611	247.1	1:38.783	165.96	2.984	13:00:37.739
18 - D1	23.384	36.329	IN PIT	247.7	1:42.019	P 160.69	6.220	13:02:19.758
19 - D1	OUTLAP	36.686	IN PIT	245.4	2:14.755	P 121.66	38.956	13:04:34.513
20 - D1	OUTLAP	40.439	38.719	246.0	2:42.870	100.65	1:07.071	13:07:17.383
21 - D1	23.299	36.606	38.388	247.7	1:38.293	166.79	2.494	13:08:55.676
22 - D1	23.363	36.386	38.456	247.7	1:38.205	166.94	2.406	13:10:33.881
23 - D1	23.230	37.352	41.273	248.8	1:41.855	160.95	6.056	13:12:15.736
24 - D1	23.244	38.629	38.862	249.4	1:40.735	162.74	4.936	13:13:56.471
25 - D1	23.222	38.495	40.588	250.0	1:42.305	160.25	6.506	13:15:38.776

P12 888 GT3PA Triple Eight Race Engineering Australia Mercedes-AMG GT3

IDEAL LAP TIME : 1:35.689 BEST LAP TIME : 1:35.859 DIFFERENCE : 0.170
 D1: HH Prince Abdul Rahman D2: Jazeman JAAFAR

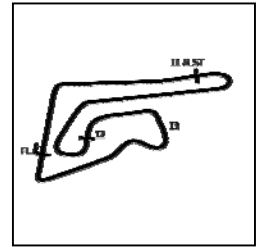
LAP	SECTOR 1	SECTOR 2	SECTOR 3	SPEED TRAP	LAP TIME	KPH	DIFF	TIME OF DAY
1 - D2	OUTLAP	39.626	45.655	220.4				12:32:01.550
2 - D2	24.507	37.673	38.992	180.6	1:41.172	162.04	5.313	12:33:42.722
3 - D2	23.337	35.608	37.677	246.5	1:36.622	(3) 169.67	0.763	12:35:19.344
4 - D2	34.632	36.897	IN PIT	235.2	1:51.929	P 146.47	16.070	12:37:11.273
5 - D2	OUTLAP	38.510	38.592	238.4	5:30.595	49.59	3:54.736	12:42:41.868

Weather / Track : Bright / Dry

Chang International
 Circuit Length = 4.554 km
 Start: 12:30 Flag 13:15 End: 13:18

Blancpain GT World Challenge Asia

FREE PRACTICE 1 - SECTOR ANALYSIS



SECTOR 1 = FL to I1, SECTOR 2 = I1 to I2 SECTOR 3 = I2 to I3, SECTOR 4 = I3 to FL, DIFF = Difference To Personal Best Lap, P = Crossed Finish Line in Pit Lane, D = Time Disallowed

6 - D2	23.379	35.316	37.289	246.5	1:35.984 (2)	170.80	0.125	12:44:17.852
7 - D2	23.239	35.488	38.177	247.1	1:36.904	169.18	1.045	12:45:54.756
8 - D2	23.257	35.187	37.415	248.2	1:35.859 (1)	171.02		12:47:30.615
9 - D2	23.213	35.596	IN PIT	248.8	1:38.940 P	165.70	3.081	12:49:09.555
10 - D1	OUTLAP	39.321	42.089	227.8	5:49.268	46.93	4:13.409	12:54:58.823
11 - D1	24.172	37.612	43.065	244.3	1:44.849	156.36	8.990	12:56:43.672
12 - D1	24.216	37.665	40.294	244.3	1:42.175	160.45	6.316	12:58:25.847
13 - D1	24.007	37.448	39.808	245.4	1:41.263	161.89	5.404	13:00:07.110
14 - D1	23.921	37.026	39.471	247.1	1:40.418	163.26	4.559	13:01:47.528
15 - D1	23.944	38.155	41.885	247.1	1:43.984	157.66	8.125	13:03:31.512
16 - D1	23.947	38.065	43.349	246.0	1:45.361	155.60	9.502	13:05:16.873
17 - D1	25.113	38.739	39.729	244.8	1:43.581	158.27	7.722	13:07:00.454
18 - D1	23.628	37.263	41.264	247.7	1:42.155	160.48	6.296	13:08:42.609
19 - D1	24.737	36.699	39.242	225.0	1:40.678	162.83	4.819	13:10:23.287
20 - D1	23.779	38.013	39.405	247.7	1:41.197	162.00	5.338	13:12:04.484
21 - D1	24.037	37.448	IN PIT	247.1	1:46.698 P	153.65	10.839	13:13:51.182
22 - D1	OUTLAP	36.659	IN PIT	246.5	2:08.107 P	127.97	32.248	13:15:59.289

P13 61 GT3PA ABSSA Motorsport

McLaren 720S GT3

IDEAL LAP TIME : 1:35.984

BEST LAP TIME : 1:36.128

DIFFERENCE : 0.144

D1: Piti BHIROMBHAKDI D2: Keita SAWA

LAP	SECTOR 1	SECTOR 2	SECTOR 3	SPEED TRAP	LAP TIME	KPH	DIFF	TIME OF DAY
1 - D2	OUTLAP	41.292	42.209	192.1				12:33:05.354
2 - D2	24.129	37.128	38.972	242.1	1:40.229	163.56	4.101	12:34:45.583
3 - D2	23.788	36.039	38.408	244.8	1:38.235	166.88	2.107	12:36:23.818
4 - D2	23.486	35.654	37.771	247.1	1:36.911	169.16	0.783	12:38:00.729
5 - D2	23.545	38.037	IN PIT	239.4	1:42.507 P	159.93	6.379	12:39:43.236
6 - D2	OUTLAP	36.134	41.863	241.6	4:29.578	60.81	2:53.450	12:44:12.814
7 - D2	23.337	36.551	40.843	247.7	1:40.731	162.75	4.603	12:45:53.545
8 - D2	23.419	35.393	37.600	246.5	1:36.412 (3)	170.04	0.284	12:47:29.957
9 - D2	23.346	35.418	IN PIT	248.2	1:43.712 P	158.07	7.584	12:49:13.669
10 - D2	OUTLAP	36.073	44.004	243.7	4:27.169	61.36	2:51.041	12:53:40.838
11 - D2	23.410	35.339	37.379	246.0	1:36.128 (1)	170.54		12:55:16.966
12 - D2	23.302	38.556	IN PIT	248.2	1:43.509 P	158.38	7.381	12:57:00.475
13 - D1	OUTLAP	38.098	39.295	214.7	4:04.521	67.04	2:28.393	13:01:04.996
14 - D1	25.901	37.214	40.457	243.7	1:43.572	158.28	7.444	13:02:48.568
15 - D1	24.156	36.477	38.597	244.8	1:39.230	165.21	3.102	13:04:27.798
16 - D1	23.628	36.148	38.098	246.5	1:37.874	167.50	1.746	13:06:05.672
17 - D1	23.464	36.173	38.205	248.2	1:37.842	167.55	1.714	13:07:43.514
18 - D1	23.365	36.726	38.157	248.2	1:38.248	166.86	2.120	13:09:21.762
19 - D1	23.342	36.544	38.152	250.0	1:38.038	167.22	1.910	13:10:59.800
20 - D1	23.364	35.897	38.219	247.1	1:37.480	168.18	1.352	13:12:37.280
21 - D1	23.266	35.462	37.763	247.7	1:36.491	169.90	0.363	13:14:13.771
22 - D1	23.306	35.408	37.661	247.7	1:36.375 (2)	170.11	0.247	13:15:50.146

P14 99 GT3S Craft-Bamboo Racing

Mercedes-AMG GT3

IDEAL LAP TIME : 1:36.123

BEST LAP TIME : 1:36.282

DIFFERENCE : 0.159

D1: Darryl O'YOUNG D2: Christina NIELSEN

LAP	SECTOR 1	SECTOR 2	SECTOR 3	SPEED TRAP	LAP TIME	KPH	DIFF	TIME OF DAY
1 - D1	OUTLAP	39.126	39.675	225.4				12:31:55.941
2 - D1	23.667	35.971	37.718	240.5	1:37.356	168.39	1.074	12:33:33.297
3 - D1	23.610	35.581	37.567	242.6	1:36.758	169.43	0.476	12:35:10.055
4 - D1	23.463	35.675	37.536	243.2	1:36.674 (2)	169.58	0.392	12:36:46.729
5 - D1	23.558	35.426	37.710	242.6	1:36.694 (3)	169.54	0.412	12:38:23.423
6 - D1	23.520	35.408	IN PIT	243.7	1:37.968 P	167.34	1.686	12:40:01.391
7 - D1	OUTLAP	35.666	40.094	241.0	3:56.354	69.36	2:20.072	12:43:57.745
8 - D1	23.340	36.225	37.511	243.7	1:37.076	168.88	0.794	12:45:34.821
9 - D1	23.316	35.296	37.670	244.3	1:36.282 (1)	170.27		12:47:11.103
10 - D1	23.421	37.113	IN PIT	244.8	1:40.599 P	162.96	4.317	12:48:51.702
11 - D2	OUTLAP	39.030	40.401	237.8	4:41.542	58.23	3:05.260	12:53:33.244
12 - D2	24.093	36.895	40.681	241.6	1:41.669	161.25	5.387	12:55:14.913
13 - D2	24.099	36.254	38.942	241.6	1:39.295	165.10	3.013	12:56:54.208
14 - D2	23.908	36.569	39.155	242.6	1:39.632	164.54	3.350	12:58:33.840

Weather / Track : Bright / Dry

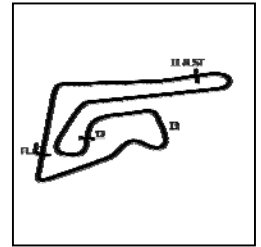
Chang International

Circuit Length = 4.554 km

Start: 12:30 Flag 13:15 End: 13:18

Blancpain GT World Challenge Asia

FREE PRACTICE 1 - SECTOR ANALYSIS



SECTOR 1 = FL to I1, SECTOR 2 = I1 to I2 SECTOR 3 = I2 to I3, SECTOR 4 = I3 to FL, DIFF = Difference To Personal Best Lap, P = Crossed Finish Line in Pit Lane, D = Time Disallowed

LAP	SECTOR 1	SECTOR 2	SECTOR 3	SECTOR 4	SPEED TRAP	LAP TIME	KPH	DIFF	TIME OF DAY
15 - D2	23.825	36.283	38.328	243.7	243.7	1:38.436	166.54	2.154	13:00:12.276
16 - D2	23.740	35.702	38.681	243.7	243.7	1:38.123	167.08	1.841	13:01:50.399
17 - D2	23.987	35.958	40.009	243.7	243.7	1:39.954	164.01	3.672	13:03:30.353
18 - D2	23.680	35.956	38.071	243.7	243.7	1:37.707	167.79	1.425	13:05:08.060
19 - D2	23.642	35.718	37.957	243.7	243.7	1:37.317	168.46	1.035	13:06:45.377
20 - D2	23.534	35.644	38.064	244.3	244.3	1:37.242	168.59	0.960	13:08:22.619
21 - D2	23.546	36.010	41.219	246.0	246.0	1:40.775	162.68	4.493	13:10:03.394
22 - D2	25.782	36.071	IN PIT	213.0	213.0	1:53.517	P 144.42	17.235	13:11:56.911
23 - D2	OUTLAP	36.761	39.241	240.5	240.5	2:10.413	125.71	34.131	13:14:07.324
24 - D2	23.531	35.912	37.792	243.2	243.2	1:37.235	168.60	0.953	13:15:44.559

P15 999 GT3S Audi Sport Asia Team TSRT				Audi R8 LMS GT3 2019					
IDEAL LAP TIME : 1:36.163		BEST LAP TIME : 1:36.306		DIFFERENCE : 0.143					
D1: Weian CHEN		D2: Andre COUTO							
LAP	SECTOR 1	SECTOR 2	SECTOR 3	SPEED TRAP	LAP TIME	KPH	DIFF	TIME OF DAY	
1 - D2	OUTLAP	42.801	IN PIT	190.8		P		12:33:25.084	
2 - D2	OUTLAP	38.098	38.981	235.2	12:46.078	21.40	11:09.772	12:46:11.162	
3 - D2	23.966	36.383	38.330	240.5	1:38.679	166.13	2.373	12:47:49.841	
4 - D2	23.712	35.995	37.904	241.6	1:37.611	167.95	1.305	12:49:27.452	
5 - D2	23.307	35.560	37.630	245.4	1:36.497	(2) 169.89	0.191	12:51:03.949	
6 - D2	24.283	35.683	IN PIT	240.0	1:41.987	P 160.74	5.681	12:52:45.936	
7 - D2	OUTLAP	36.442	37.958	243.2	5:32.427	49.31	3:56.121	12:58:18.363	
8 - D2	23.344	35.425	37.537	245.4	1:36.306 (1)	170.23		12:59:54.669	
9 - D2	23.936	35.918	IN PIT	246.0	1:38.931	P 165.71	2.625	13:01:33.600	
10 - D1	OUTLAP	37.154	37.937	245.4	3:36.855	75.60	2:00.549	13:05:10.455	
11 - D1	23.605	35.375	37.893	248.2	1:36.873	(3) 169.23	0.567	13:06:47.328	
12 - D1	23.251	1:07.580	IN PIT	250.5	2:12.137	P 124.07	35.831	13:08:59.465	
13 - D1	OUTLAP	35.848	38.874	244.3	5:44.235	47.62	4:07.929	13:14:43.700	
14 - D1	24.123	36.021	37.989	245.4	1:38.133	167.06	1.827	13:16:21.833	

P16 16 GT3PA Modena Motorsports				Porsche 911 GT3 R					
IDEAL LAP TIME : 1:36.231		BEST LAP TIME : 1:36.363		DIFFERENCE : 0.132					
D1: John SHEN		D2: Benny SIMONSEN							
LAP	SECTOR 1	SECTOR 2	SECTOR 3	SPEED TRAP	LAP TIME	KPH	DIFF	TIME OF DAY	
1 - D2	OUTLAP	39.321	41.388	226.4				12:37:53.197	
2 - D2	23.813	37.556	38.371	243.2	1:39.740	164.37	3.377	12:39:32.937	
3 - D2	23.359	36.092	38.130	245.4	1:37.581	168.00	1.218	12:41:10.518	
4 - D2	23.251	35.815	38.091	247.7	1:37.157	168.74	0.794	12:42:47.675	
5 - D2	23.083	35.502	37.778	246.0	1:36.363 (1)	170.13		12:44:24.038	
6 - D2	23.387	37.743	44.710	245.4	1:45.840	154.89	9.477	12:46:09.878	
7 - D2	23.238	35.478	37.788	245.4	1:36.504	(2) 169.88	0.141	12:47:46.382	
8 - D2	23.610	35.871	IN PIT	242.1	1:43.791	P 157.95	7.428	12:49:30.173	
9 - D1	OUTLAP	41.663	43.514	223.1	6:04.387	44.99	4:28.024	12:55:34.560	
10 - D1	26.248	39.316	40.703	227.3	1:46.267	154.27	9.904	12:57:20.827	
11 - D1	24.318	38.313	41.013	240.0	1:43.644	158.17	7.281	12:59:04.471	
12 - D1	24.820	38.259	40.976	240.0	1:44.055	157.55	7.692	13:00:48.526	
13 - D1	24.554	37.363	41.297	240.5	1:43.214	158.83	6.851	13:02:31.740	
14 - D1	24.296	37.718	40.491	241.0	1:42.505	159.93	6.142	13:04:14.245	
15 - D1	24.363	37.041	42.263	240.5	1:43.667	158.14	7.304	13:05:57.912	
16 - D1	24.282	38.008	40.272	242.6	1:42.562	159.84	6.199	13:07:40.474	
17 - D1	24.312	38.729	41.135	242.1	1:44.176	157.37	7.813	13:09:24.650	
18 - D1	24.173	37.419	IN PIT	244.3	1:46.196	P 154.37	9.833	13:11:10.846	
19 - D2	OUTLAP	36.204	44.008	242.6	3:13.040	84.92	1:36.677	13:14:23.886	
20 - D2	22.975	35.572	38.243	245.4	1:36.790	(3) 169.38	0.427	13:16:00.676	

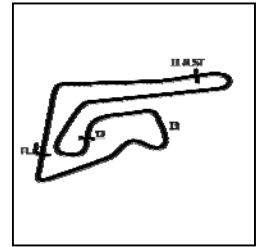
P17 912 GT3S Absolute Racing				Porsche 911 GT3 R					
IDEAL LAP TIME : 1:35.992		BEST LAP TIME : 1:36.397		DIFFERENCE : 0.405					
D1: Yuan BO		D2: Jono LESTER							
LAP	SECTOR 1	SECTOR 2	SECTOR 3	SPEED TRAP	LAP TIME	KPH	DIFF	TIME OF DAY	
1 - D2	OUTLAP	42.421	IN PIT	189.1		P		12:32:09.159	
2 - D2	OUTLAP	37.312	38.359	231.7	3:06.076	88.10	1:29.679	12:35:15.235	
3 - D2	23.589	36.062	37.741	243.2	1:37.392	168.33	0.995	12:36:52.627	

Weather / Track : Bright / Dry

Chang International
Circuit Length = 4.554 km
Start: 12:30 Flag 13:15 End: 13:18

Blancpain GT World Challenge Asia

FREE PRACTICE 1 - SECTOR ANALYSIS



SECTOR 1 = FL to I1, SECTOR 2 = I1 to I2 SECTOR 3 = I2 to I3, SECTOR 4 = I3 to FL, DIFF = Difference To Personal Best Lap, P = Crossed Finish Line in Pit Lane, D = Time Disallowed

4 - D2	23.519	36.161	37.700	244.3	1:37.380	168.35	0.983	12:38:30.007
5 - D2	23.215	35.687	37.824	244.3	1:36.726	169.49	0.329	12:40:06.733
6 - D2	23.277	35.620	37.533	244.8	1:36.430	(3) 170.01	0.033	12:41:43.163
7 - D2	23.230	35.596	37.571	246.0	1:36.397	(1) 170.07		12:43:19.560
8 - D2	24.294	36.445	IN PIT	240.5	1:41.643	P 161.29	5.246	12:45:01.203
9 - D2	OUTLAP	38.462	IN PIT	233.2	3:16.588	P 83.39	1:40.191	12:48:17.791
10 - D1	OUTLAP	41.752	39.360	236.3	5:27.840	50.00	3:51.443	12:53:45.631
11 - D1	24.119	37.548	38.819	234.7	1:40.486	163.15	4.089	12:55:26.117
12 - D1	23.982	36.538	37.881	241.0	1:38.401	166.60	2.004	12:57:04.518
13 - D1	23.597	35.864	37.735	242.1	1:37.196	168.67	0.799	12:58:41.714
14 - D1	23.619	36.151	40.859	243.7	1:40.629	162.91	4.232	13:00:22.343
15 - D1	23.436	35.720	41.811	246.0	1:40.967	162.37	4.570	13:02:03.310
16 - D1	23.382	35.490	IN PIT	243.2	1:43.121	P 158.98	6.724	13:03:46.431
17 - D1	OUTLAP	38.170	38.311	241.0	3:08.562	86.94	1:32.165	13:06:54.993
18 - D1	23.597	35.503	38.069	243.2	1:37.169	168.72	0.772	13:08:32.162
19 - D1	23.540	35.430	38.640	244.3	1:37.610	167.95	1.213	13:10:09.772
20 - D1	23.307	35.318	37.897	243.2	1:36.522	169.85	0.125	13:11:46.294
21 - D1	23.312	35.244	37.926	243.2	1:36.482	169.92	0.085	13:13:22.776
22 - D1	23.302	35.548	37.568	244.3	1:36.418	(2) 170.03	0.021	13:14:59.194
23 - D1	23.382	35.402	IN PIT	243.2	1:38.236	P 166.88	1.839	13:16:37.430

P18 128 GT3AM Vattana Motorsport

Lamborghini Huracan GT3 EVO

IDEAL LAP TIME : 1:36.113

BEST LAP TIME : 1:36.410

DIFFERENCE : 0.297

D1: Chonsawat ASAVAHAAME D2: Akihiro ASAI

LAP	SECTOR 1	SECTOR 2	SECTOR 3	SPEED TRAP	LAP TIME	KPH	DIFF	TIME OF DAY
1 - D2	OUTLAP	46.039	44.421	182.4				12:32:59.834
2 - D2	24.897	39.475	42.236	223.1	1:46.608	153.78	10.198	12:34:46.442
3 - D2	24.715	36.695	38.630	225.9	1:40.040	163.87	3.630	12:36:26.482
4 - D2	23.709	36.035	IN PIT	246.5	1:40.767	P 162.69	4.357	12:38:07.249
5 - D2	OUTLAP	41.336	38.742	135.3	4:12.813	64.84	2:36.403	12:42:20.062
6 - D2	23.691	36.564	38.783	243.2	1:39.038	165.53	2.628	12:43:59.100
7 - D2	23.536	36.131	37.997	244.3	1:37.664	167.86	1.254	12:45:36.764
8 - D2	23.483	35.983	38.221	244.8	1:37.687	167.82	1.277	12:47:14.451
9 - D2	24.276	36.488	38.297	243.2	1:39.061	165.49	2.651	12:48:53.512
10 - D2	23.660	35.689	38.097	245.4	1:37.446	168.24	1.036	12:50:30.958
11 - D2	23.489	35.735	37.810	243.7	1:37.034	(2) 168.95	0.624	12:52:07.992
12 - D2	24.177	36.200	IN PIT	240.5	1:42.208	P 160.40	5.798	12:53:50.200
13 - D2	OUTLAP	37.039	37.851	239.4	4:49.344	56.66	3:12.934	12:58:39.544
14 - D2	23.604	36.924	38.912	243.7	1:39.440	164.86	3.030	13:00:18.984
15 - D2	23.630	35.462	37.999	244.3	1:37.091	(3) 168.85	0.681	13:01:56.075
16 - D2	23.549	35.748	38.744	243.7	1:38.041	167.21	1.631	13:03:34.116
17 - D2	23.478	36.577	40.761	246.5	1:40.816	162.61	4.406	13:05:14.932
18 - D2	24.090	36.058	37.481	241.0	1:37.629	167.92	1.219	13:06:52.561
19 - D2	23.415	35.759	37.236	246.5	1:36.410	(1) 170.04		13:08:28.971
20 - D2	23.431	36.491	IN PIT	246.5	1:43.237	P 158.80	6.827	13:10:12.208

P19 27 GT3S HubAuto Corsa

Ferrari 488 GT3

IDEAL LAP TIME : 1:36.333

BEST LAP TIME : 1:36.411

DIFFERENCE : 0.078

D1: Yuya SAKAMOTO D2: Andre HEIMGARTNER

LAP	SECTOR 1	SECTOR 2	SECTOR 3	SPEED TRAP	LAP TIME	KPH	DIFF	TIME OF DAY
1 - D1	OUTLAP	41.977	43.291	225.4				12:32:20.401
2 - D1	23.947	37.386	39.319	243.7	1:40.652	162.88	4.241	12:34:01.053
3 - D1	23.471	36.103	38.600	246.5	1:38.174	166.99	1.763	12:35:39.227
4 - D1	24.165	36.047	38.343	247.1	1:38.555	166.34	2.144	12:37:17.782
5 - D1	23.688	35.559	37.762	247.7	1:37.009	(3) 168.99	0.598	12:38:54.791
6 - D1	23.295	35.863	39.211	248.8	1:38.369	166.66	1.958	12:40:33.160
7 - D1	24.623	35.979	38.503	244.8	1:39.105	165.42	2.694	12:42:12.265
8 - D1	23.410	35.941	IN PIT	248.2	1:40.205	P 163.60	3.794	12:43:52.470
9 - D2	OUTLAP	47.541	39.223	231.7	3:24.001	80.36	1:47.590	12:47:16.471
10 - D2	25.113	37.018	38.558	217.7	1:40.689	162.82	4.278	12:48:57.160
11 - D2	23.437	37.126	38.386	225.0	1:38.949	165.68	2.538	12:50:36.109
12 - D2	23.237	35.959	38.007	247.7	1:37.203	168.66	0.792	12:52:13.312
13 - D2	23.304	35.547	37.629	246.5	1:36.480	(2) 169.92	0.069	12:53:49.792

Weather / Track : Bright / Dry

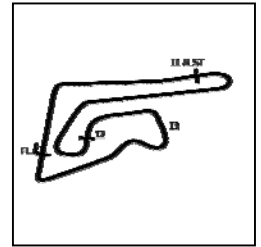
Chang International

Circuit Length = 4.554 km

Start: 12:30 Flag 13:15 End: 13:18

Blancpain GT World Challenge Asia

FREE PRACTICE 1 - SECTOR ANALYSIS



SECTOR 1 = FL to I1, SECTOR 2 = I1 to I2 SECTOR 3 = I2 to I3, SECTOR 4 = I3 to FL, DIFF = Difference To Personal Best Lap, P = Crossed Finish Line in Pit Lane, D = Time Disallowed

14 - D2	23.288	36.502	39.244	247.1	1:39.034	165.54	2.623	12:55:28.826
15 - D2	23.167	35.537	37.707	247.1	1:36.411 (1)	170.04		12:57:05.237
16 - D2	23.239	38.205	IN PIT	245.4	1:42.818	P 159.45	6.407	12:58:48.055
17 - D2	OUTLAP	37.092	IN PIT	243.7	3:18.973	P 82.39	1:42.562	13:02:07.028

P20 51 GT3AM AMAC Motorsport				Lamborghini Huracan GT3 EVO				
IDEAL LAP TIME : 1:36.187		BEST LAP TIME : 1:36.440		DIFFERENCE : 0.253				
D1: Andrew MACPHERSON		D2: William Ben PORTER						
LAP	SECTOR 1	SECTOR 2	SECTOR 3	SPEED TRAP	LAP TIME	KPH	DIFF	TIME OF DAY
1 - D2	OUTLAP	42.328	40.915	163.6				12:32:32.831
2 - D2	24.954	37.308	39.079	238.4	1:41.341	161.77	4.901	12:34:14.172
3 - D2	23.991	37.420	38.951	241.6	1:40.362	163.35	3.922	12:35:54.534
4 - D2	24.039	36.398	38.372	241.0	1:38.809	165.92	2.369	12:37:33.343
5 - D2	24.840	36.375	38.545	239.4	1:39.760	164.33	3.320	12:39:13.103
6 - D2	23.762	35.970	IN PIT	243.2	1:39.437	P 164.87	2.997	12:40:52.540
7 - D1	OUTLAP	39.433	41.120	232.7	5:02.193	54.25	3:25.753	12:45:54.733
8 - D1	25.703	37.905	40.355	240.0	1:43.963	157.69	7.523	12:47:38.696
9 - D1	24.268	37.507	40.514	242.1	1:42.289	160.27	5.849	12:49:20.985
10 - D1	24.271	38.116	39.234	242.1	1:41.621	161.32	5.181	12:51:02.606
11 - D1	25.720	37.596	40.347	232.7	1:43.663	158.15	7.223	12:52:46.269
12 - D1	24.875	37.596	40.853	241.6	1:43.324	158.66	6.884	12:54:29.593
13 - D1	24.333	39.105	39.770	241.6	1:43.208	158.84	6.768	12:56:12.801
14 - D1	24.107	37.849	39.996	242.6	1:41.952	160.80	5.512	12:57:54.753
15 - D1	24.199	37.553	39.663	241.0	1:41.415	161.65	4.975	12:59:36.168
16 - D1	24.103	37.853	IN PIT	242.6	1:45.242	P 155.77	8.802	13:01:21.410
17 - D2	OUTLAP	37.250	38.143	239.4	3:39.982	74.52	2:03.542	13:05:01.392
18 - D2	24.225	35.759	38.387	243.2	1:38.371	166.65	1.931	13:06:39.763
19 - D2	23.785	36.327	37.915	243.2	1:38.027	167.24	1.587	13:08:17.790
20 - D2	24.095	35.448	37.577	243.2	1:37.120	(3) 168.80	0.680	13:09:54.910
21 - D2	23.413	35.324	37.703	243.7	1:36.440 (1)	169.99		13:11:31.350
22 - D2	23.514	35.558	37.450	243.7	1:36.522	(2) 169.85	0.082	13:13:07.872
23 - D2	23.460	35.650	IN PIT	244.8	1:42.058	P 160.63	5.618	13:14:49.930

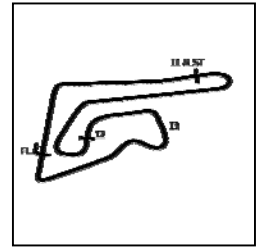
P21 75 GT3PA T2 Motorsports				Ferrari 488 GT3				
IDEAL LAP TIME : 1:36.559		BEST LAP TIME : 1:36.559		DIFFERENCE : 0.000				
D1: David TJIPTOBIANTORO		D2: Rio HARYANTO						
LAP	SECTOR 1	SECTOR 2	SECTOR 3	SPEED TRAP	LAP TIME	KPH	DIFF	TIME OF DAY
1 - D2	OUTLAP	40.966	43.967	170.6				12:32:11.537
2 - D2	23.797	37.179	39.456	246.0	1:40.432	163.23	3.873	12:33:51.969
3 - D2	23.465	36.303	38.622	247.7	1:38.390	166.62	1.831	12:35:30.359
4 - D2	24.303	37.651	41.831	248.2	1:43.785	157.96	7.226	12:37:14.144
5 - D2	23.543	35.919	38.522	247.1	1:37.984	167.31	1.425	12:38:52.128
6 - D2	23.301	39.073	41.158	250.5	1:43.532	158.35	6.973	12:40:35.660
7 - D2	23.404	35.955	IN PIT	250.0	1:43.216	P 158.83	6.657	12:42:18.876
8 - D2	OUTLAP	37.252	39.368	216.0	6:55.559	39.45	5:19.000	12:49:14.435
9 - D2	23.127	35.415	38.017	249.4	1:36.559 (1)	169.78		12:50:50.994
10 - D2	24.307	37.084	IN PIT	246.5	1:42.737	P 159.57	6.178	12:52:33.731
11 - D1	OUTLAP	40.442	42.124	175.3	3:18.537	82.57	1:41.978	12:55:52.268
12 - D1	23.748	36.954	40.139	247.1	1:40.841	162.57	4.282	12:57:33.109
13 - D1	24.060	37.479	39.342	230.7	1:40.881	162.51	4.322	12:59:13.990
14 - D1	23.314	36.218	39.177	250.0	1:38.709	166.08	2.150	13:00:52.699
15 - D1	23.337	36.314	42.873	250.0	1:42.524	159.90	5.965	13:02:35.223
16 - D1	23.372	37.938	39.809	247.7	1:41.119	162.12	4.560	13:04:16.342
17 - D1	23.201	36.483	40.777	251.1	1:40.461	163.19	3.902	13:05:56.803
18 - D1	23.307	35.892	38.649	250.5	1:37.848	(2) 167.54	1.289	13:07:34.651
19 - D1	24.130	35.985	38.874	249.4	1:38.989	165.61	2.430	13:09:13.640
20 - D1	24.013	35.729	38.264	248.8	1:38.006	167.27	1.447	13:10:51.646
21 - D1	24.350	39.016	43.786	247.1	1:47.152	153.00	10.593	13:12:38.798
22 - D1	23.292	35.582	38.985	250.5	1:37.859	(3) 167.53	1.300	13:14:16.657
23 - D1	24.210	41.194	IN PIT	220.8	1:56.652	P 140.54	20.093	13:16:13.309

Weather / Track : Bright / Dry

Chang International
Circuit Length = 4.554 km
Start: 12:30 Flag 13:15 End: 13:18

Blancpain GT World Challenge Asia

FREE PRACTICE 1 - SECTOR ANALYSIS



SECTOR 1 = FL to I1, SECTOR 2 = I1 to I2 SECTOR 3 = I2 to I3, SECTOR 4 = I3 to FL, DIFF = Difference To Personal Best Lap, P = Crossed Finish Line in Pit Lane, D = Time Disallowed

P22 8 GT3PA ARN Racing			Porsche 911 GT3 R					
IDEAL LAP TIME : 1:36.510		BEST LAP TIME : 1:36.720		DIFFERENCE : 0.210				
D1: Hiroaki NAGAI		D2: Yuta KAMIMURA						
LAP	SECTOR 1	SECTOR 2	SECTOR 3	SPEED TRAP	LAP TIME	KPH	DIFF	TIME OF DAY
1 - D2	OUTLAP	40.420	44.511	193.5				12:32:23.624
2 - D2	24.188	37.007	40.271	242.1	1:41.466	161.57	4.746	12:34:05.090
3 - D2	23.854	36.038	38.011	243.2	1:37.903	167.45	1.183	12:35:42.993
4 - D2	23.857	35.748	37.867	243.2	1:37.472	168.19	0.752	12:37:20.465
5 - D2	23.563	35.321	37.836	243.2	1:36.720 (1)	169.50		12:38:57.185
6 - D2	23.414	35.336	38.474	244.3	1:37.224 (2)	168.62	0.504	12:40:34.409
7 - D2	23.764	35.943	39.122	243.7	1:38.829	165.88	2.109	12:42:13.238
8 - D2	23.355	35.456	39.122	245.4	1:37.933	167.40	1.213	12:43:51.171
9 - D2	24.336	35.597	IN PIT	242.6	1:40.500	163.12	3.780	12:45:31.671
10 - D1	OUTLAP	38.550	38.956	230.7	3:14.792	84.16	1:38.072	12:48:46.463
11 - D1	23.625	36.894	38.506	244.3	1:39.025	165.55	2.305	12:50:25.488
12 - D1	24.394	36.099	38.068	241.0	1:38.561	166.33	1.841	12:52:04.049
13 - D1	23.726	35.808	38.263	243.2	1:37.797	167.63	1.077	12:53:41.846
14 - D1	23.821	35.694	IN PIT	243.2	1:39.826	164.22	3.106	12:55:21.672
15 - D1	OUTLAP	36.283	38.934	241.6	3:34.734	76.34	1:58.014	12:58:56.406
16 - D1	23.575	35.639	38.211	243.7	1:37.425 (3)	168.27	0.705	13:00:33.831
17 - D1	23.754	35.448	38.277	244.3	1:37.479	168.18	0.759	13:02:11.310
18 - D1	23.655	35.681	IN PIT	244.3	1:39.390	164.95	2.670	13:03:50.700
19 - D1	OUTLAP	35.949	37.962	243.2	4:43.142	57.90	3:06.422	13:08:33.842
20 - D1	23.612	37.352	37.956	244.8	1:38.920	165.73	2.200	13:10:12.762
21 - D1	23.764	35.961	IN PIT	244.3	1:40.004	163.93	3.284	13:11:52.766
22 - D1	OUTLAP	36.999	37.834	243.2	3:05.489	88.38	1:28.769	13:14:58.255
23 - D1	23.813	35.596	38.068	243.7	1:37.477	168.18	0.757	13:16:35.732

P23 17 GT3PA Anstone Racing			Mercedes-AMG GT3					
IDEAL LAP TIME : 1:36.754		BEST LAP TIME : 1:36.792		DIFFERENCE : 0.038				
D1: Xu WEI		D2: Naoki YOKOMIZO						
LAP	SECTOR 1	SECTOR 2	SECTOR 3	SPEED TRAP	LAP TIME	KPH	DIFF	TIME OF DAY
1 - D2	OUTLAP	40.163	41.223	197.0				12:32:25.139
2 - D2	24.775	37.096	39.172	240.0	1:41.043	162.25	4.251	12:34:06.182
3 - D2	23.596	36.171	38.726	246.0	1:38.493	166.45	1.701	12:35:44.675
4 - D2	23.530	36.096	38.146	246.5	1:37.772 (3)	167.67	0.980	12:37:22.447
5 - D2	23.390	35.657	37.865	246.5	1:36.912 (2)	169.16	0.120	12:38:59.359
6 - D2	23.400	35.499	37.893	247.7	1:36.792 (1)	169.37		12:40:36.151
7 - D2	24.014	37.745	IN PIT	233.2	1:44.410	157.01	7.618	12:42:20.561
8 - D1	OUTLAP	43.223	44.041	213.0	7:19.015	37.34	5:42.223	12:49:39.576
9 - D1	25.466	40.557	42.279	238.9	1:48.302	151.37	11.510	12:51:27.878
10 - D1	24.213	38.721	40.967	242.1	1:43.901	157.78	7.109	12:53:11.779
11 - D1	24.185	38.869	40.410	242.6	1:43.464	158.45	6.672	12:54:55.243
12 - D1	24.582	38.655	42.350	242.1	1:45.587	155.26	8.795	12:56:40.830
13 - D1	24.112	37.554	40.103	244.3	1:41.769	161.09	4.977	12:58:22.599
14 - D1	23.983	37.754	40.421	243.7	1:42.158	160.48	5.366	13:00:04.757
15 - D1	23.684	38.023	40.620	244.8	1:42.327	160.21	5.535	13:01:47.084
16 - D1	23.807	38.431	41.420	246.5	1:43.658	158.15	6.866	13:03:30.742
17 - D1	23.933	38.347	IN PIT	246.5	1:48.947	150.48	12.155	13:05:19.689
18 - D1	OUTLAP	38.766	40.438	235.8	3:31.285	77.59	1:54.493	13:08:50.974
19 - D1	23.971	36.990	41.046	246.0	1:42.007	160.71	5.215	13:10:32.981
20 - D1	23.521	37.616	40.162	246.0	1:41.299	161.84	4.507	13:12:14.280
21 - D1	23.816	37.157	39.946	243.2	1:40.919	162.45	4.127	13:13:55.199
22 - D1	23.855	38.987	40.921	246.0	1:43.763	157.99	6.971	13:15:38.962

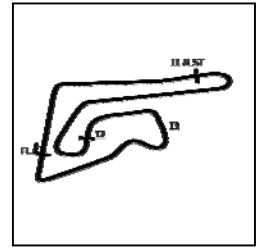
P24 26 GT3AM B-Quik Racing			Audi R8 LMS GT3 2019					
IDEAL LAP TIME : 1:36.771		BEST LAP TIME : 1:37.091		DIFFERENCE : 0.320				
D1: Daniel BILSKI		D2: Henk KIKS						
LAP	SECTOR 1	SECTOR 2	SECTOR 3	SPEED TRAP	LAP TIME	KPH	DIFF	TIME OF DAY
1 - D2	OUTLAP	45.346	44.186	156.5				12:32:19.456
2 - D2	25.204	39.138	43.679	217.3	1:48.021	151.77	10.930	12:34:07.477
3 - D2	24.076	37.994	41.547	246.0	1:43.617	158.22	6.526	12:35:51.094

Weather / Track : Bright / Dry

Chang International
Circuit Length = 4.554 km
Start: 12:30 Flag 13:15 End: 13:18

Blancpain GT World Challenge Asia

FREE PRACTICE 1 - SECTOR ANALYSIS



SECTOR 1 = FL to I1, SECTOR 2 = I1 to I2 SECTOR 3 = I2 to I3, SECTOR 4 = I3 to FL, DIFF = Difference To Personal Best Lap, P = Crossed Finish Line in Pit Lane, D = Time Disallowed

4 - D2	24.151	38.265	39.215	244.3	1:41.631	161.31	4.540	12:37:32.725
5 - D2	24.941	39.140	39.468	241.0	1:43.549	158.32	6.458	12:39:16.274
6 - D2	23.997	37.387	38.724	246.0	1:40.108	163.76	3.017	12:40:56.382
7 - D2	23.860	37.487	IN PIT	247.1	1:45.752	P 155.02	8.661	12:42:42.134
8 - D2	OUTLAP	41.583	43.320	204.1	3:17.543	82.99	1:40.452	12:45:59.677
9 - D2	23.861	38.247	38.747	244.8	1:40.855	162.55	3.764	12:47:40.532
10 - D2	23.704	37.340	39.734	246.5	1:40.778	162.67	3.687	12:49:21.310
11 - D2	23.957	36.992	38.519	245.4	1:39.468	164.82	2.377	12:51:00.778
12 - D2	23.599	36.914	39.735	246.5	1:40.248	163.53	3.157	12:52:41.026
13 - D2	23.673	37.501	IN PIT	246.5	1:49.554	P 149.64	12.463	12:54:30.580
14 - D1	OUTLAP	39.399	40.075	237.8	3:29.407	78.28	1:52.316	12:57:59.987
15 - D1	23.694	37.007	38.638	244.8	1:39.339	165.03	2.248	12:59:39.326
16 - D1	23.697	36.907	38.972	246.5	1:39.576	164.64	2.485	13:01:18.902
17 - D1	23.574	36.147	38.406	245.4	1:38.127	167.07	1.036	13:02:57.029
18 - D1	23.586	35.982	38.422	246.5	1:37.990	167.30	0.899	13:04:35.019
19 - D1	23.423	36.205	38.032	246.5	1:37.660	(3) 167.87	0.569	13:06:12.679
20 - D1	23.555	35.969	38.141	247.1	1:37.665	167.86	0.574	13:07:50.344
21 - D1	23.977	35.776	38.004	246.0	1:37.757	167.70	0.666	13:09:28.101
22 - D1	23.538	35.927	41.922	248.8	1:41.387	161.70	4.296	13:11:09.488
23 - D1	23.466	35.857	38.347	248.2	1:37.670	167.85	0.579	13:12:47.158
24 - D1	23.608	35.814	38.058	246.5	1:37.480	(2) 168.18	0.389	13:14:24.638
25 - D1	23.341	35.426	38.324	248.8	1:37.091	(1) 168.85		13:16:01.729

P25 77 GT4AM Craft-Bamboo Racing

Mercedes-AMG GT4

IDEAL LAP TIME : 1:46.059

BEST LAP TIME : 1:46.129

DIFFERENCE : 0.070

D1: Frank YU

D2: Jean-Marc MERLIN

LAP	SECTOR 1	SECTOR 2	SECTOR 3	SPEED TRAP	LAP TIME	KPH	DIFF	TIME OF DAY
1 - D1	OUTLAP	46.439	50.368	157.6				12:32:23.131
2 - D1	26.916	41.160	42.845	226.8	1:50.921	147.80	4.792	12:34:14.052
3 - D1	26.419	40.143	42.020	227.8	1:48.582	150.98	2.453	12:36:02.634
4 - D1	26.311	39.766	42.283	227.3	1:48.360	151.29	2.231	12:37:50.994
5 - D1	25.917	40.078	41.952	227.8	1:47.947	151.87	1.818	12:39:38.941
6 - D1	25.603	39.950	1:18.156	230.7	2:23.709	114.08	37.580	12:42:02.650
7 - D1	25.956	39.938	41.581	228.3	1:47.475	152.54	1.346	12:43:50.125
8 - D1	27.914	40.585	45.649	224.5	1:54.148	143.62	8.019	12:45:44.273
9 - D1	25.590	39.372	42.043	229.2	1:47.005	153.21	0.876	12:47:31.278
10 - D1	25.921	41.462	IN PIT	206.1	1:57.636	P 139.36	11.507	12:49:28.914
11 - D2	OUTLAP	43.179	44.149	198.8	5:20.223	51.19	3:34.094	12:54:49.137
12 - D2	26.344	41.878	44.154	222.6	1:52.376	145.88	6.247	12:56:41.513
13 - D2	26.167	40.747	42.301	227.3	1:49.215	150.11	3.086	12:58:30.728
14 - D2	25.896	40.014	42.218	227.3	1:48.128	151.62	1.999	13:00:18.856
15 - D2	25.975	39.487	41.545	228.3	1:47.007	153.20	0.878	13:02:05.863
16 - D2	25.892	39.930	41.522	226.4	1:47.344	152.72	1.215	13:03:53.207
17 - D2	25.640	39.339	41.555	228.8	1:46.534	(3) 153.88	0.405	13:05:39.741
18 - D2	25.795	39.042	41.725	228.3	1:46.562	153.84	0.433	13:07:26.303
19 - D2	25.962	39.253	41.526	228.8	1:46.741	153.59	0.612	13:09:13.044
20 - D2	25.856	39.220	41.570	229.7	1:46.646	153.72	0.517	13:10:59.690
21 - D2	25.598	38.977	41.649	229.7	1:46.224	(2) 154.33	0.095	13:12:45.914
22 - D2	25.648	38.947	41.534	228.8	1:46.129	(1) 154.47		13:14:32.043
23 - D2	26.743	40.403	IN PIT	218.1	1:53.262	P 144.74	7.133	13:16:25.305

P26 111 GT4AM Team iRace.Win

Mercedes-AMG GT4

IDEAL LAP TIME : 1:46.131

BEST LAP TIME : 1:46.506

DIFFERENCE : 0.375

D1: Setiawan SANTOSO

D2: Ringo CHONG

LAP	SECTOR 1	SECTOR 2	SECTOR 3	SPEED TRAP	LAP TIME	KPH	DIFF	TIME OF DAY
1 - D2	OUTLAP	52.504	IN PIT	136.1				12:33:36.136
2 - D2	OUTLAP	41.765	45.924	188.8	2:25.128	112.96	38.622	12:36:01.264
3 - D2	26.423	40.458	47.497	224.0	1:54.378	143.33	7.872	12:37:55.642
4 - D2	25.835	40.762	42.429	227.8	1:49.026	150.37	2.520	12:39:44.668
5 - D2	25.822	39.496	41.539	228.8	1:46.857	153.42	0.351	12:41:31.525
6 - D2	25.964	39.477	42.220	227.8	1:47.661	152.27	1.155	12:43:19.186
7 - D2	25.742	39.238	41.613	228.8	1:46.593	(2) 153.80	0.087	12:45:05.779
8 - D2	25.747	39.551	41.829	228.8	1:47.127	153.03	0.621	12:46:52.906

Chang International

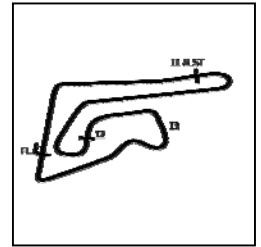
Circuit Length = 4.554 km

Start: 12:30 Flag 13:15 End: 13:18

Weather / Track : Bright / Dry

Blancpain GT World Challenge Asia

FREE PRACTICE 1 - SECTOR ANALYSIS



SECTOR 1 = FL to I1, SECTOR 2 = I1 to I2 SECTOR 3 = I2 to I3, SECTOR 4 = I3 to FL, DIFF = Difference To Personal Best Lap, P = Crossed Finish Line in Pit Lane, D = Time Disallowed

LAP	SECTOR 1	SECTOR 2	SECTOR 3	SPEED TRAP	LAP TIME	KPH	DIFF	TIME OF DAY
9 - D2	25.762	39.010	41.734	228.8	1:46.506 (1)	153.92		12:48:39.412
10 - D2	25.937	39.745	IN PIT	227.8	1:53.716	P	144.16	7.210 12:50:33.128
11 - D1	OUTLAP	42.304	43.587	219.5	4:20.558		62.92	2:34.052 12:54:53.686
12 - D1	26.501	40.021	44.497	226.8	1:51.019		147.67	4.513 12:56:44.705
13 - D1	25.803	40.583	42.543	230.2	1:48.929		150.50	2.423 12:58:33.634
14 - D1	26.679	39.553	43.618	227.8	1:49.850		149.24	3.344 13:00:23.484
15 - D1	25.819	39.941	41.817	228.3	1:47.577		152.39	1.071 13:02:11.061
16 - D1	25.686	39.941	41.918	229.2	1:47.545		152.44	1.039 13:03:58.606
17 - D1	25.943	39.734	41.959	228.3	1:47.636		152.31	1.130 13:05:46.242
18 - D1	25.908	39.526	41.992	229.2	1:47.426		152.61	0.920 13:07:33.668
19 - D1	25.968	39.677	41.904	230.2	1:47.549		152.43	1.043 13:09:21.217
20 - D1	26.233	39.821	43.283	229.2	1:49.337		149.94	2.831 13:11:10.554
21 - D1	25.969	39.194	41.637	228.3	1:46.800	(3)	153.50	0.294 13:12:57.354
22 - D1	25.872	39.253	42.070	229.2	1:47.195		152.93	0.689 13:14:44.549
23 - D1	25.582	39.668	42.547	230.7	1:47.797		152.08	1.291 13:16:32.346

P27 81 GT4AM BMW Team Studie

BMW M4 GT4

IDEAL LAP TIME : 1:45.800

BEST LAP TIME : 1:46.704

DIFFERENCE : 0.904

D1: Sunako JUKUCHOU

D2: Takayuki KINOSHITA

LAP	SECTOR 1	SECTOR 2	SECTOR 3	SPEED TRAP	LAP TIME	KPH	DIFF	TIME OF DAY
1 - D2	OUTLAP	42.645	44.152	180.0				12:32:57.819
2 - D2	26.040	39.701	43.011	226.8	1:48.752	150.75	2.048	12:34:46.571
3 - D2	26.058	39.175	41.471	230.2	1:46.704 (1)	153.64		12:36:33.275
4 - D2	25.769	39.356	42.839	227.8	1:47.964	151.85	1.260	12:38:21.239
5 - D2	25.885	39.461	IN PIT	230.2	1:48.831	P	150.64	2.127 12:40:10.070
6 - D2	OUTLAP	39.798	41.828	229.7	3:30.273		77.96	1:43.569 12:43:40.343
7 - D2	25.932	39.185	41.716	228.8	1:46.833	(2)	153.45	0.129 12:45:27.176
8 - D2	25.615	39.419	42.897	230.2	1:47.931	151.89	1.227	12:47:15.107
9 - D2	26.809	39.559	41.547	221.3	1:47.915	151.91	1.211	12:49:03.022
10 - D2	26.108	38.957	41.907	230.2	1:46.972	153.25	0.268	12:50:49.994
11 - D2	26.237	39.110	41.590	228.8	1:46.937	(3)	153.30	0.233 12:52:36.931
12 - D2	25.716	39.168	IN PIT	229.7	1:54.993	P	142.56	8.289 12:54:31.924
13 - D2	OUTLAP	40.567	42.337	229.2	6:30.050		42.03	4:43.346 13:01:01.974
14 - D2	25.895	40.070	IN PIT	229.2	1:50.143	P	148.84	3.439 13:02:52.117
15 - D1	OUTLAP	40.838	42.962	220.8	3:45.095		72.83	1:58.391 13:06:37.212
16 - D1	25.600	39.906	42.267	229.2	1:47.773	152.11	1.069	13:08:24.985
17 - D1	25.372	39.688	42.272	232.2	1:47.332	152.74	0.628	13:10:12.317
18 - D1	25.536	40.038	42.192	232.2	1:47.766	152.12	1.062	13:12:00.083
19 - D1	25.529	39.656	42.040	232.2	1:47.225	152.89	0.521	13:13:47.308
20 - D1	25.629	39.540	41.788	230.7	1:46.957	153.28	0.253	13:15:34.265

P28 11 GT4AM GTO Racing with TTR

Mercedes-AMG GT4

IDEAL LAP TIME : 1:46.691

BEST LAP TIME : 1:46.740

DIFFERENCE : 0.049

D1: Brian LEE

D2: Tony FONG

LAP	SECTOR 1	SECTOR 2	SECTOR 3	SPEED TRAP	LAP TIME	KPH	DIFF	TIME OF DAY
1 - D1	OUTLAP	43.787	IN PIT	169.5			P	12:32:45.874
2 - D1	OUTLAP	42.052	IN PIT	198.8	3:20.494	P	81.77	1:33.754 12:36:06.368
3 - D1	OUTLAP	40.646	42.450	223.6	3:31.411		77.54	1:44.671 12:39:37.779
4 - D1	25.976	40.010	42.128	227.3	1:48.114	151.63	1.374	12:41:25.893
5 - D1	26.118	39.885	42.730	227.8	1:48.733	150.77	1.993	12:43:14.626
6 - D1	25.753	39.679	41.963	227.8	1:47.395	(2)	152.65	0.655 12:45:02.021
7 - D1	26.232	39.627	41.878	225.9	1:47.737	(3)	152.17	0.997 12:46:49.758
8 - D1	25.716	39.416	41.608	228.8	1:46.740 (1)	153.59		12:48:36.498
9 - D1	26.260	39.821	IN PIT	226.4	1:51.207	P	147.42	4.467 12:50:27.705
10 - D2	OUTLAP	42.517	IN PIT	208.8	5:14.155	P	52.18	3:27.415 12:55:41.860
11 - D2	OUTLAP	41.138	43.791	221.7	3:38.588		75.00	1:51.848 12:59:20.448
12 - D2	26.206	40.525	42.776	227.8	1:49.507	149.71	2.767	13:01:09.955
13 - D2	25.994	39.794	42.166	227.8	1:47.954	151.86	1.214	13:02:57.909
14 - D2	26.433	39.443	41.997	225.9	1:47.873	151.97	1.133	13:04:45.782
15 - D2	1:11.930	42.802	43.754	191.8	2:38.486		103.44	51.746 13:07:24.268
16 - D2	26.143	39.596	42.560	227.8	1:48.299	151.38	1.559	13:09:12.567
17 - D2	26.966	39.436	42.146	225.9	1:48.548	151.03	1.808	13:11:01.115
18 - D2	26.272	40.534	42.670	227.8	1:49.476	149.75	2.736	13:12:50.591

Chang International

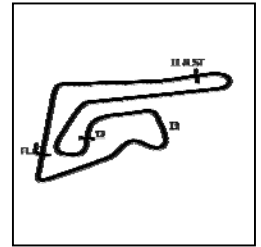
Circuit Length = 4.554 km

Start: 12:30 Flag 13:15 End: 13:18

Weather / Track : Bright / Dry

Blancpain GT World Challenge Asia

FREE PRACTICE 1 - SECTOR ANALYSIS



SECTOR 1 = FL to I1, SECTOR 2 = I1 to I2 SECTOR 3 = I2 to I3, SECTOR 4 = I3 to FL, DIFF = Difference To Personal Best Lap, P = Crossed Finish Line in Pit Lane, D = Time Disallowed

19 - D2	26.705	39.367	41.911	226.4	1:47.983	151.82	1.243	13:14:38.574
20 - D2	26.330	40.093	IN PIT	228.8	1:53.912	P 143.92	7.172	13:16:32.486

P29 80 GT4AM Racing Spirit Team

Porsche Cayman GT4 Clubsport MR

IDEAL LAP TIME : 1:47.305 BEST LAP TIME : 1:47.683 DIFFERENCE : 0.378

D1: Preeda TANTEM SAPYA D2: Munkong SATHIENTHIRAI

LAP	SECTOR 1	SECTOR 2	SECTOR 3	SPEED TRAP	LAP TIME	KPH	DIFF	TIME OF DAY
1 - D2	OUTLAP	45.315	45.446	163.3				12:33:06.508
2 - D2	26.498	40.842	42.163	226.8	1:49.503	149.71	1.820	12:34:56.011
3 - D2	25.698	39.955	43.231	233.2	1:48.884	150.56	1.201	12:36:44.895
4 - D2	25.880	42.509	42.578	227.8	1:50.967	147.74	3.284	12:38:35.862
5 - D2	25.779	40.041	42.045	227.8	1:47.865 (2)	151.98	0.182	12:40:23.727
6 - D2	26.401	40.286	IN PIT	228.3	1:53.893 P	143.94	6.210	12:42:17.620
7 - D2	OUTLAP	41.067	41.923	224.5	4:17.473	63.67	2:29.790	12:46:35.093
8 - D2	25.990	40.041	41.652	226.4	1:47.683 (1)	152.24		12:48:22.776
9 - D2	25.907	40.483	41.867	227.8	1:48.257 (3)	151.43	0.574	12:50:11.033
10 - D2	25.984	40.916	IN PIT	227.8	1:52.128 P	146.21	4.445	12:52:03.161
11 - D1	OUTLAP	43.377	43.798	198.1	4:40.205	58.50	2:52.522	12:56:43.366
12 - D1	26.643	40.712	42.346	225.4	1:49.701	149.44	2.018	12:58:33.067
13 - D1	28.246	41.188	42.715	223.6	1:52.149	146.18	4.466	13:00:25.216
14 - D1	26.416	40.517	42.982		1:49.915	149.15	2.232	13:02:15.131
15 - D1	26.530	40.367	42.833	225.0	1:49.730	149.40	2.047	13:04:04.861
16 - D1	26.554	41.476	46.534	225.4	1:54.564	143.10	6.881	13:05:59.425
17 - D1	26.513	40.406	42.819	224.0	1:49.738	149.39	2.055	13:07:49.163
18 - D1	27.063	41.101	42.635	228.8	1:50.799	147.96	3.116	13:09:39.962
19 - D1	26.585	40.505	IN PIT	224.0	1:57.953 P	138.99	10.270	13:11:37.915

P30 199 GT4AM Team iRace.Win

Mercedes-AMG GT4

IDEAL LAP TIME : 1:47.192 BEST LAP TIME : 1:47.793 DIFFERENCE : 0.601

D1: Angelo NEGRO D2: Alan YEO

LAP	SECTOR 1	SECTOR 2	SECTOR 3	SPEED TRAP	LAP TIME	KPH	DIFF	TIME OF DAY
1 - D1	OUTLAP	45.255	IN PIT	144.3				12:33:38.092
2 - D1	OUTLAP	43.272	44.730	173.3	2:24.099	113.77	36.306	12:36:02.191
3 - D1	28.024	40.933	45.404	224.5	1:54.361	143.35	6.568	12:37:56.552
4 - D1	26.615	40.850	42.552	225.0	1:50.017	149.01	2.224	12:39:46.569
5 - D1	26.340	41.067	43.333	225.9	1:50.740	148.04	2.947	12:41:37.309
6 - D1	27.378	40.331	42.719	225.0	1:50.428	148.46	2.635	12:43:27.737
7 - D1	26.553	39.736	41.737	225.4	1:48.026 (2)	151.76	0.233	12:45:15.763
8 - D1	25.719	39.749	42.325	227.3	1:47.793 (1)	152.09		12:47:03.556
9 - D1	26.109	40.355	43.549	227.3	1:50.013 (3)	149.02	2.220	12:48:53.569
10 - D1	26.309	40.618	44.494	226.8	1:51.421	147.13	3.628	12:50:44.990
11 - D1	26.161	40.981	42.878	226.4	1:50.020	149.01	2.227	12:52:35.010
12 - D1	25.955	40.224	45.982	227.3	1:52.161	146.16	4.368	12:54:27.171
13 - D1	27.125	41.552	IN PIT	213.0	2:02.454 P	133.88	14.661	12:56:29.625
14 - D2	OUTLAP	43.092	45.977	194.5	4:10.377	65.47	2:22.584	13:00:40.002
15 - D2	27.298	41.860	47.708	224.5	1:56.866	140.28	9.073	13:02:36.868
16 - D2	27.298	41.732	45.289	224.0	1:54.319	143.40	6.526	13:04:31.187
17 - D2	26.930	41.317	44.332	225.0	1:52.579	145.62	4.786	13:06:23.766
18 - D2	27.145	41.669	43.343	225.4	1:52.157	146.17	4.364	13:08:15.923
19 - D2	26.651	41.662	43.337	227.3	1:51.650	146.83	3.857	13:10:07.573
20 - D2	26.531	40.979	42.943	227.8	1:50.453	148.42	2.660	13:11:58.026
21 - D2	26.701	41.078	43.659	226.8	1:51.438	147.11	3.645	13:13:49.464
22 - D2	27.152	41.128	45.570	225.9	1:53.850	144.00	6.057	13:15:43.314

Weather / Track : Bright / Dry

Chang International

Circuit Length = 4.554 km

Start: 12:30 Flag 13:15 End: 13:18

Blancpain GT World Challenge Asia

FREE PRACTICE 1 - BEST SECTORS

SECTOR 1			SECTOR 2			SECTOR 3			IDEAL / BEST COMPARISON						
POS	NO	NAME	TIME	NO	NAME	TIME	NO	NAME	TIME	POS	NO	NAME	IDEAL	BEST	DIFF
												PERFECT LAP	1:34.372		
1	16	Modena Motorsports	22.975	88	Craft-Bamboo Racir	34.796	88	Craft-Bamboo Racir	36.601	1	88	Craft-Bamboo Racing	1:34.599	1:34.798	0.199
2	666	Vincenzo Sospiri Ra	23.082	918	Panther/AAS Motors	34.898	12	Audi Sport Asia Tea	36.920	2	12	Audi Sport Asia Team	1:35.085	1:35.108	0.023
3	21	OpenRoad Racing	23.101	97	Solite Indigo Racing	34.973	97	Solite Indigo Racing	37.004	3	97	Solite Indigo Racing	1:35.215	1:35.230	0.015
4	910	JRM	23.105	12	Audi Sport Asia Tea	34.979	911	Absolute Racing	37.102	4	910	JRM	1:35.281	1:35.281	0.000
5	911	Absolute Racing	23.108	13	Audi Sport Asia Tea	34.994	910	JRM	37.128	5	13	Audi Sport Asia Team	1:35.289	1:35.323	0.034
6	13	Audi Sport Asia Tea	23.112	910	JRM	35.048	13	Audi Sport Asia Tea	37.183	6	918	Panther/AAS Motorsp	1:35.418	1:35.589	0.171
7	59	Singha Plan-B by At	23.127	21	OpenRoad Racing	35.094	55	Craft-Bamboo Racir	37.220	7	666	Vincenzo Sospiri Raci	1:35.500	1:35.584	0.084
8	75	T2 Motorsports	23.127	666	Vincenzo Sospiri Ra	35.095	128	Vattana Motorsport	37.236	8	21	OpenRoad Racing	1:35.512	1:35.512	0.000
9	27	HubAuto Corsa	23.167	888	Triple Eight Race Er	35.187	888	Triple Eight Race Er	37.289	9	911	Absolute Racing	1:35.572	1:35.705	0.133
10	12	Audi Sport Asia Tea	23.186	55	Craft-Bamboo Racir	35.204	918	Panther/AAS Motors	37.306	10	888	Triple Eight Race Eng	1:35.689	1:35.859	0.170
11	88	Craft-Bamboo Racir	23.202	912	Absolute Racing	35.244	21	OpenRoad Racing	37.317	11	55	Craft-Bamboo Racing	1:35.735	1:35.798	0.063
12	888	Triple Eight Race Er	23.213	99	Craft-Bamboo Racir	35.296	59	Singha Plan-B by At	37.317	12	59	Singha Plan-B by Abs	1:35.799	1:35.799	0.000
13	918	Panther/AAS Motors	23.214	8	ARN Racing	35.321	666	Vincenzo Sospiri Ra	37.323	13	61	ABSSA Motorsport	1:35.984	1:36.128	0.144
14	912	Absolute Racing	23.215	51	AMAC Motorsport	35.324	61	ABSSA Motorsport	37.379	14	912	Absolute Racing	1:35.992	1:36.397	0.405
15	97	Solite Indigo Racing	23.238	61	ABSSA Motorsport	35.339	51	AMAC Motorsport	37.450	15	128	Vattana Motorsport	1:36.113	1:36.410	0.297
16	999	Audi Sport Asia Tea	23.251	59	Singha Plan-B by At	35.355	99	Craft-Bamboo Racir	37.511	16	99	Craft-Bamboo Racing	1:36.123	1:36.282	0.159
17	61	ABSSA Motorsport	23.266	911	Absolute Racing	35.362	912	Absolute Racing	37.533	17	999	Audi Sport Asia Team	1:36.163	1:36.306	0.143
18	55	Craft-Bamboo Racir	23.311	999	Audi Sport Asia Tea	35.375	999	Audi Sport Asia Tea	37.537	18	51	AMAC Motorsport	1:36.187	1:36.440	0.253
19	99	Craft-Bamboo Racir	23.316	75	T2 Motorsports	35.415	27	HubAuto Corsa	37.629	19	16	Modena Motorsports	1:36.231	1:36.363	0.132
20	26	B-Quik Racing	23.341	26	B-Quik Racing	35.426	16	Modena Motorsports	37.778	20	27	HubAuto Corsa	1:36.333	1:36.411	0.078
21	8	ARN Racing	23.355	128	Vattana Motorsport	35.462	8	ARN Racing	37.834	21	8	ARN Racing	1:36.510	1:36.720	0.210
22	17	Anstone Racing	23.390	16	Modena Motorsports	35.478	17	Anstone Racing	37.865	22	75	T2 Motorsports	1:36.559	1:36.559	0.000
23	51	AMAC Motorsport	23.413	17	Anstone Racing	35.499	26	B-Quik Racing	38.004	23	17	Anstone Racing	1:36.754	1:36.792	0.038
24	128	Vattana Motorsport	23.415	27	HubAuto Corsa	35.537	75	T2 Motorsports	38.017	24	26	B-Quik Racing	1:36.771	1:37.091	0.320
25	81	BMW Team Studie	25.372	77	Craft-Bamboo Racir	38.947	81	BMW Team Studie	41.471	25	81	BMW Team Studie	1:45.800	1:46.704	0.904
26	111	Team iRace.Win	25.582	81	BMW Team Studie	38.957	77	Craft-Bamboo Racir	41.522	26	77	Craft-Bamboo Racing	1:46.059	1:46.129	0.070
27	77	Craft-Bamboo Racir	25.590	111	Team iRace.Win	39.010	111	Team iRace.Win	41.539	27	111	Team iRace.Win	1:46.131	1:46.506	0.375
28	80	Racing Spirit Team	25.698	11	GTO Racing with TT	39.367	11	GTO Racing with TT	41.608	28	11	GTO Racing with TTR	1:46.691	1:46.740	0.049
29	11	GTO Racing with TT	25.716	199	Team iRace.Win	39.736	80	Racing Spirit Team	41.652	29	199	Team iRace.Win	1:47.192	1:47.793	0.601
30	199	Team iRace.Win	25.719	80	Racing Spirit Team	39.955	199	Team iRace.Win	41.737	30	80	Racing Spirit Team	1:47.305	1:47.683	0.378

Weather / Track : Bright / Dry

Chang International
Circuit Length = 4.554 km
Start: 12:30 Flag 13:15 End: 13:18

Results can be found at www.tsl-timing.com

Printed - 13:36 Friday, 10 May 2019

Blancpain GT World Challenge Asia

FREE PRACTICE 1 - BEST SPEEDS

POS	NO	NAME	VMAX	KPH
1	75	T2 Motorsports		251.1
2	999	Audi Sport Asia Team TSRT		250.5
3	12	Audi Sport Asia Team Absolute Racing		250.0
4	13	Audi Sport Asia Team Absolute Racing		250.0
5	666	Vincenzo Sospiri Racing		250.0
6	59	Singha Plan-B by Absolute Racing		250.0
7	61	ABSSA Motorsport		250.0
8	888	Triple Eight Race Engineering Australia		248.8
9	27	HubAuto Corsa		248.8
10	26	B-Quik Racing		248.8
11	88	Craft-Bamboo Racing		248.2
12	16	Modena Motorsports		247.7
13	17	Anstone Racing		247.7
14	21	OpenRoad Racing		247.1
15	55	Craft-Bamboo Racing		247.1
16	97	Solite Indigo Racing		246.5
17	128	Vattana Motorsport		246.5
18	918	Panther/AAS Motorsport		246.0
19	99	Craft-Bamboo Racing		246.0
20	912	Absolute Racing		246.0
21	910	JRM		245.4
22	8	ARN Racing		245.4
23	911	Absolute Racing		244.8
24	51	AMAC Motorsport		244.8
25	80	Racing Spirit Team		233.2
26	81	BMW Team Studie		232.2
27	77	Craft-Bamboo Racing		230.7
28	111	Team iRace.Win		230.7
29	11	GTO Racing with TTR		228.8
30	199	Team iRace.Win		227.8

Weather / Track : Bright / Dry

Results can be found at www.tsl-timing.com

Chang International
Circuit Length = 4.554 km
Start: 12:30 Flag 13:15 End: 13:18

Printed - 13:36 Friday, 10 May 2019

Blancpain GT World Challenge Asia

FREE PRACTICE 1 - DRIVER STATISTICS

POS	NO	CL	PIC	TEAM / DRIVERS	CAR	LAPS	RACE TIME	%	BEST	ON	KPH
1	88	GT3PA	1	Craft-Bamboo Racing (HKG) Jeffrey LEE (TPE) Alessio PICARIELLO (BEL)	Mercedes-AMG GT3	20 10 9	44:28.943 19:13.560 22:54.716	43.22 51.51	1:38.943 1:34.798	16 19	165.69 172.94
2	12	GT3S	1	Audi Sport Asia Team Absolute Racing Weiron TAN (MYS) Martin RUMP (EST)	Audi R8 LMS GT3 2019	23 12 10	44:27.198 23:01.095 17:34.304	51.78 39.53	1:36.235 1:35.108	7 14	170.35 172.37
3	97	GT3S	2	Solite Indigo Racing (KOR) Roelof BRUINS (KOR) Manuel METZGER (DEU)	Mercedes-AMG GT3	24 9 14	46:19.994 18:35.959 22:37.035	40.14 48.81	1:36.872 1:35.230	9 22	169.23 172.15
4	910	GT3PA	2	JRM (CHN) CHAO LI (CHN) Chris VAN DER DRIFT (NZL)	Porsche 911 GT3 R	20 10 9	44:38.657 16:45.828 19:22.228	37.55 43.39	1:37.716 1:35.281	20 9	167.77 172.06
5	13	GT3PA	3	Audi Sport Asia Team Absolute Racing Jingzu SUN (CHN) Congfu CHENG (CHN)	Audi R8 LMS GT3 2019	25 13 11	45:02.438 25:48.813 17:46.738	57.31 39.47	1:37.996 1:35.323	13 22	167.29 171.98
6	21	GT3AM	1	OpenRoad Racing (HKG) Philippe DESCOMBES (HKG) Francis TJIA (HKG)	Porsche 911 GT3 R	22 15 6	43:54.314 29:22.632 9:57.847	66.91 22.69	1:35.512 1:36.738	15 21	171.64 169.47
7	666	GT3PA	4	Vincenzo Sospiri Racing (ITA) Alex AU (HKG) Frederik SCHANDORFF (DNK)	Lamborghini Huracan GT3 EVO	20 7 12	45:25.898 17:54.859 25:11.457	39.43 55.45	1:36.857 1:35.584	13 19	169.26 171.51
8	918	GT3PA	5	Panther/AAS Motorsport (CHN) Vutthikorn INTHRAPHUVASAK (THA) Alexandre IMPERATORI (CHE)	Porsche 911 GT3 R	23 11 11	44:41.153 17:53.851 23:34.406	40.05 52.75	1:36.440 1:35.589	23 11	169.99 171.50
9	911	GT3S	3	Absolute Racing (CHN) Tanart SATHIENTHIRAKUL (THA) Philip HAMPRECHT (DEU)	Porsche 911 GT3 R	23 11 11	46:06.631 17:47.928 22:38.656	38.60 49.11	1:35.705 1:36.133	19 11	171.30 170.53
10	55	GT3PA	6	Craft-Bamboo Racing (HKG) Daniel AU (SGP) Melvin MOH (MYS)	Mercedes-AMG GT3	24 12 11	46:15.482 22:30.798 21:37.163	48.67 46.74	1:46.780 1:35.798	23 11	153.53 171.13
11	59	GT3PA	7	Singha Plan-B by Absolute Racing (THA) Bhurit BHIROMBHAKDI (THA) Kantasak KUSIRI (THA)	Audi R8 LMS GT3 2019	25 15 9	45:17.506 25:07.945 18:29.030	55.49 40.81	1:38.205 1:35.799	22 8	166.94 171.13
12	888	GT3PA	8	Triple Eight Race Engineering Australia HH Prince Abdul Rahman IBRAHIM (MYS) Jazeman JAAFAR (MYS)	Mercedes-AMG GT3	22 13 8	45:46.872 22:15.437 19:08.942	48.62 41.83	1:40.418 1:35.859	14 8	163.26 171.02
13	61	GT3PA	9	ABSSA Motorsport (JPN) Piti BHIROMBHAKDI (THA) Keita SAWA (JPN)	McLaren 720S GT3	22 10 11	44:44.429 16:23.779 22:41.092	36.65 50.70	1:36.375 1:36.128	22 11	170.11 170.54
14	99	GT3S	4	Craft-Bamboo Racing (HKG) Darryl O'YOUNG (HKG) Christina NIELSEN (DNK)	Mercedes-AMG GT3	24 9 14	45:30.857 19:18.101 23:17.223	42.41 51.16	1:36.282 1:37.235	9 24	170.27 168.60
15	999	GT3S	5	Audi Sport Asia Team TSRT (CHN) Weian CHEN (CHN) Andre COUTO (MAC)	Audi R8 LMS GT3 2019	14 5 8	45:02.318 8:34.796 17:10.003	19.05 38.12	1:36.873 1:36.306	11 8	169.23 170.23
16	16	GT3PA	10	Modena Motorsports (HKG) John SHEN (HKG) Benny SIMONSEN (DNK)	Porsche 911 GT3 R	20 10 9	39:50.511 19:01.773 20:48.738	47.76 52.24	1:42.505 1:36.363	14 5	159.93 170.13
17	912	GT3S	6	Absolute Racing (CHN) Yuan BO (CHN) Jono LESTER (NZL)	Porsche 911 GT3 R	23 14 8	46:19.968 23:01.661 18:46.420	49.70 40.52	1:36.418 1:36.397	22 7	170.03 170.07
18	128	GT3AM	2	Vattana Motorsport (THA) Chonsawat ASAVAHAAME (THA) Akihiro ASAI (JPN)	Lamborghini Huracan GT3 EVO	20 0 19	39:11.349 0.000 33:27.248	0.00 85.37		0 19	
19	27	GT3S	7	HubAuto Corsa (TPE) Yuya SAKAMOTO (JPN) Andre HEIMGARTNER (NZL)	Ferrari 488 GT3	17 7 9	31:33.346 14:54.849 15:03.520	47.26 47.72	1:37.009 1:36.411	5 15	168.99 170.04

Chang International

Circuit Length = 4.554 km

Start: 12:30 Flag 13:15 End: 13:18

Weather / Track : Bright / Dry

Blancpain GT World Challenge Asia

FREE PRACTICE 1 - DRIVER STATISTICS

POS	NO	CL	PIC	TEAM / DRIVERS	CAR	LAPS	RACE TIME	%	BEST	ON	KPH
20	51	GT3AM	3	AMAC Motorsport (AUS)	Lamborghini Huracan GT3 EVO	23	44:30.556				
				Andrew MACPHERSON (AUS)		10	19:13.811	43.20	1:41.415	15	161.65
				William Ben PORTER (AUS)		12	25:16.745	56.80	1:36.440	21	169.99
21	75	GT3PA	11	T2 Motorsports (SGP)	Ferrari 488 GT3	23	45:50.461				
				David TJIPTOBIANTORO (IDN)		13	22:06.292	48.22	1:37.848	18	167.54
				Rio HARYANTO (IDN)		9	18:25.996	40.21	1:36.559	9	169.78
22	8	GT3PA	12	ARN Racing (JPN)	Porsche 911 GT3 R	23	45:58.677				
				Hiroaki NAGAI (JPN)		14	22:45.851	49.51	1:37.425	16	168.27
				Yuta KAMIMURA (JPN)		8	16:30.879	35.92	1:36.720	5	169.50
23	17	GT3PA	13	Anstone Racing (CHN)	Mercedes-AMG GT3	22	44:58.820				
				Xu WEI (CHN)		15	26:04.984	57.99	1:40.919	21	162.45
				Naoki YOKOMIZO (JPN)		6	17:03.460	37.92	1:36.792	6	169.37
24	26	GT3AM	4	B-Quik Racing (THA)	Audi R8 LMS GT3 2019	25	45:36.164				
				Daniel BILSKI (AUS)		12	19:42.648	43.22	1:37.091	25	168.85
				Henk KIKS (NLD)		12	24:25.017	53.54	1:39.468	11	164.82
25	77	GT4AM	1	Craft-Bamboo Racing (HKG)	Mercedes-AMG GT4	23	46:05.502				
				Frank YU (HKG)		9	22:38.507	49.12	1:47.005	9	153.21
				Jean-Marc MERLIN (FRA)		13	23:26.995	50.88	1:46.129	22	154.47
26	111	GT4AM	2	Team iRace.Win (TPE)	Mercedes-AMG GT4	23	45:30.467				
				Setiawan SANTOSO (IDN)		13	23:26.258	51.50	1:46.800	21	153.50
				Ringo CHONG (SGP)		9	21:34.705	47.42	1:46.506	9	153.92
27	81	GT4AM	3	BMW Team Studie (JPN)	BMW M4 GT4	20	44:41.919				
				Sunako JUKUCHOU (JPN)		6	10:43.020	23.98	1:46.957	20	153.28
				Takayuki KINOSHITA (JPN)		13	27:24.343	61.31	1:46.704	3	153.64
28	11	GT4AM	4	GTO Racing with TTR (JPN)	Mercedes-AMG GT4	20	45:55.804				
				Brian LEE (TPE)		8	19:53.649	43.31	1:46.740	8	153.59
				Tony FONG (HKG)		11	20:52.833	45.46	1:47.873	14	151.97
29	80	GT4AM	5	Racing Spirit Team (THA)	Porsche Cayman GT4 Clubsport MR	19	40:29.358				
				Preeda TANTEM SAPYA (THA)		9	16:45.894	41.41	1:49.701	12	149.44
				Munkong SATHIENTHIRAKUL (THA)		9	21:10.582	52.30	1:47.683	8	152.24
30	199	GT4AM	6	Team iRace.Win (TPE)	Mercedes-AMG GT4	22	44:28.613				
				Angelo NEGRO (ITA)		12	27:02.820	60.81	1:47.793	8	152.09
				Alan YEO (AUS)		9	16:57.008	38.11	1:50.453	20	148.42

Weather / Track : Bright / Dry

Chang International
 Circuit Length = 4.554 km
 Start: 12:30 Flag 13:15 End: 13:18

Blancpain GT World Challenge Asia

FREE PRACTICE 1 - PIT STOP ANALYSIS

P1	88 GT3PA	Craft-Bamboo Racing	Mercedes-AMG GT3
D1: Jeffrey LEE	Total Stint: 10 Laps - 19:13.560 (43.22%)		Best Lap: 1:38.943 On Lap 16 @ 165.69 kph
D2: Alessio PICARIELLO	Total Stint: 9 Laps - 22:54.716 (51.51%)		Best Lap: 1:34.798 On Lap 19 @ 172.94 kph

STOP	IN TIME	DRIVER IN	STINT TIME	STOP TIME	TOTAL STOP TIME	OUT TIME	DRIVER OUT
1 -	12:42:06.411	Alessio PICARIELLO	11:23.922	6:48.142	6:48.142	12:48:54.553	Jeffrey LEE
2 -	12:50:48.925	Jeffrey LEE	1:54.372	55.421	7:43.563	12:51:44.346	Jeffrey LEE
3 -	12:58:58.468	Jeffrey LEE	7:14.122	1:25.246	9:08.809	13:00:23.714	Jeffrey LEE
4 -	13:08:46.706	Jeffrey LEE	8:22.992	1:42.074	10:50.883	13:10:28.780	Alessio PICARIELLO
-	Finish	Alessio PICARIELLO	4:42.652				

P2	12 GT3S	Audi Sport Asia Team Absolute Racing	Audi R8 LMS GT3 2019
D1: Weiron TAN	Total Stint: 12 Laps - 23:01.095 (51.78%)		Best Lap: 1:36.235 On Lap 7 @ 170.35 kph
D2: Martin RUMP	Total Stint: 10 Laps - 17:34.304 (39.53%)		Best Lap: 1:35.108 On Lap 14 @ 172.37 kph

STOP	IN TIME	DRIVER IN	STINT TIME	STOP TIME	TOTAL STOP TIME	OUT TIME	DRIVER OUT
1 -	12:38:03.679	Weiron TAN	7:01.138	1:24.315	1:24.315	12:39:27.994	Weiron TAN
2 -	12:47:33.527	Weiron TAN	8:05.533	1:32.768	2:57.083	12:49:06.295	Martin RUMP
3 -	12:58:43.291	Martin RUMP	9:36.996	2:27.484	5:24.567	13:01:10.775	Martin RUMP
4 -	13:07:37.741	Martin RUMP	6:26.966	1:30.342	6:54.909	13:09:08.083	Weiron TAN
-	Finish	Weiron TAN	6:21.656				

P3	97 GT3S	Solite Indigo Racing	Mercedes-AMG GT3
D1: Roelof BRUINS	Total Stint: 9 Laps - 18:35.959 (40.14%)		Best Lap: 1:36.872 On Lap 9 @ 169.23 kph
D2: Manuel METZGER	Total Stint: 14 Laps - 22:37.035 (48.81%)		Best Lap: 1:35.230 On Lap 22 @ 172.15 kph

STOP	IN TIME	DRIVER IN	STINT TIME	STOP TIME	TOTAL STOP TIME	OUT TIME	DRIVER OUT
1 -	12:40:00.128	Roelof BRUINS	9:51.785	2:28.627	2:28.627	12:42:28.755	Roelof BRUINS
2 -	12:48:55.377	Roelof BRUINS	6:26.622	2:17.552	4:46.179	12:51:12.929	Manuel METZGER
3 -	13:05:49.133	Manuel METZGER	14:36.204	2:38.373	7:24.552	13:08:27.506	Manuel METZGER
-	Finish	Manuel METZGER	8:00.831				

P4	910 GT3PA	JRM	Porsche 911 GT3 R
D1: CHAO LI	Total Stint: 10 Laps - 16:45.828 (37.55%)		Best Lap: 1:37.716 On Lap 20 @ 167.77 kph
D2: Chris VAN DER DRIFT	Total Stint: 9 Laps - 19:22.228 (43.39%)		Best Lap: 1:35.281 On Lap 9 @ 172.06 kph

STOP	IN TIME	DRIVER IN	STINT TIME	STOP TIME	TOTAL STOP TIME	OUT TIME	DRIVER OUT
1 -	12:38:57.186	Chris VAN DER DRIFT	8:22.207	8:30.601	8:30.601	12:47:27.787	Chris VAN DER DRIFT
2 -	12:55:34.487	Chris VAN DER DRIFT	8:06.700	2:53.321	11:23.922	12:58:27.808	CHAO LI
-	Finish	CHAO LI	16:45.828				

P5	13 GT3PA	Audi Sport Asia Team Absolute Racing	Audi R8 LMS GT3 2019
D1: Jingzu SUN	Total Stint: 13 Laps - 25:48.813 (57.31%)		Best Lap: 1:37.996 On Lap 13 @ 167.29 kph
D2: Congfu CHENG	Total Stint: 11 Laps - 17:46.738 (39.47%)		Best Lap: 1:35.323 On Lap 22 @ 171.98 kph

STOP	IN TIME	DRIVER IN	STINT TIME	STOP TIME	TOTAL STOP TIME	OUT TIME	DRIVER OUT
1 -	12:44:29.494	Jingzu SUN	14:00.724	1:26.887	1:26.887	12:45:56.381	Jingzu SUN
2 -	12:56:11.470	Jingzu SUN	10:15.089	1:33.000	2:59.887	12:57:44.470	Congfu CHENG
3 -	13:15:31.208	Congfu CHENG					

P6	21 GT3AM	OpenRoad Racing	Porsche 911 GT3 R
D1: Philippe DESCOMBES	Total Stint: 15 Laps - 29:22.632 (66.91%)		Best Lap: 1:35.512 On Lap 15 @ 171.64 kph
D2: Francis TJIA	Total Stint: 6 Laps - 9:57.847 (22.69%)		Best Lap: 1:36.738 On Lap 21 @ 169.47 kph

STOP	IN TIME	DRIVER IN	STINT TIME	STOP TIME	TOTAL STOP TIME	OUT TIME	DRIVER OUT
1 -	12:34:45.929	Philippe DESCOMBES	3:43.112	2:17.215	2:17.215	12:37:03.144	Philippe DESCOMBES
2 -	12:47:23.750	Philippe DESCOMBES	10:20.606	2:16.620	4:33.835	12:49:40.370	Philippe DESCOMBES
3 -	13:02:38.982	Philippe DESCOMBES	12:58.612	2:20.302	6:54.137	13:04:59.284	Francis TJIA
4 -	13:14:57.131	Francis TJIA					

P7	666 GT3PA	Vincenzo Sospiri Racing	Lamborghini Huracan GT3 EVO
D1: Alex AU	Total Stint: 7 Laps - 17:54.859 (39.43%)		Best Lap: 1:36.857 On Lap 13 @ 169.26 kph
D2: Frederik SCHANDORFF	Total Stint: 12 Laps - 25:11.457 (55.45%)		Best Lap: 1:35.584 On Lap 19 @ 171.51 kph

STOP	IN TIME	DRIVER IN	STINT TIME	STOP TIME	TOTAL STOP TIME	OUT TIME	DRIVER OUT
1 -	12:32:05.403	Frederik SCHANDORFF	1:49.254	1:54.482	1:54.482	12:33:59.885	Frederik SCHANDORFF
2 -	12:45:24.913	Frederik SCHANDORFF	11:25.028	3:51.535	5:46.017	12:49:16.448	Alex AU
3 -	12:59:23.367	Alex AU	10:06.919	25.100	6:11.117	12:59:48.467	Alex AU

Weather / Track : Bright / Dry

Chang International
Circuit Length = 4.554 km
Start: 12:30 Flag 13:15 End: 13:18

Blancpain GT World Challenge Asia

FREE PRACTICE 1 - PIT STOP ANALYSIS

4 - 13:01:24.039 Alex AU 1:35.572 6:12.368 12:23.485 13:07:36.407 Frederik SCHANDORFF
 - Finish Frederik SCHANDORFF 8:05.640

P8 918 GT3PA Panther/AAS Motorsport				Porsche 911 GT3 R			
D1: Vutthikorn INTHRAPHUVASAK		Total Stint: 11 Laps - 17:53.851 (40.05%)		Best Lap: 1:36.440 On Lap 23 @ 169.99 kph			
D2: Alexandre IMPERATORI		Total Stint: 11 Laps - 23:34.406 (52.75%)		Best Lap: 1:35.589 On Lap 11 @ 171.50 kph			
STOP	IN TIME	DRIVER IN	STINT TIME	STOP TIME	TOTAL STOP TIME	OUT TIME	DRIVER OUT
1 -	12:43:44.472	Alexandre IMPERATORI	13:14.411	3:12.896	3:12.896	12:46:57.368	Alexandre IMPERATORI
2 -	12:53:19.593	Alexandre IMPERATORI	6:22.225	3:57.770	7:10.666	12:57:17.363	Vutthikorn INTHRAPHUVASAK
-	Finish	Vutthikorn INTHRAPHU	17:53.851				

P9 911 GT3S Absolute Racing				Porsche 911 GT3 R			
D1: Tanart SATHIENTHIRAKUL		Total Stint: 11 Laps - 17:47.928 (38.6%)		Best Lap: 1:35.705 On Lap 19 @ 171.30 kph			
D2: Philip HAMPRECHT		Total Stint: 11 Laps - 22:38.656 (49.11%)		Best Lap: 1:36.133 On Lap 11 @ 170.53 kph			
STOP	IN TIME	DRIVER IN	STINT TIME	STOP TIME	TOTAL STOP TIME	OUT TIME	DRIVER OUT
1 -	12:42:09.572	Philip HAMPRECHT	11:42.679	2:29.770	2:29.770	12:44:39.342	Philip HAMPRECHT
2 -	12:46:15.607	Philip HAMPRECHT	1:36.265	1:05.030	3:34.800	12:47:20.637	Philip HAMPRECHT
3 -	12:53:58.375	Philip HAMPRECHT	6:37.738	2:41.974	6:16.774	12:56:40.349	Tanart SATHIENTHIRAKUL
4 -	13:09:37.128	Tanart SATHIENTHIRAKI	12:56.779	2:05.247	8:22.021	13:11:42.375	Tanart SATHIENTHIRAKUL
5 -	13:16:33.524	Tanart SATHIENTHIRAKI					

P10 55 GT3PA Craft-Bamboo Racing				Mercedes-AMG GT3			
D1: Daniel AU		Total Stint: 12 Laps - 22:30.798 (48.67%)		Best Lap: 1:46.780 On Lap 23 @ 153.53 kph			
D2: Melvin MOH		Total Stint: 11 Laps - 21:37.163 (46.74%)		Best Lap: 1:35.798 On Lap 11 @ 171.13 kph			
STOP	IN TIME	DRIVER IN	STINT TIME	STOP TIME	TOTAL STOP TIME	OUT TIME	DRIVER OUT
1 -	12:43:22.545	Melvin MOH	13:07.448	2:07.521	2:07.521	12:45:30.066	Melvin MOH
2 -	12:51:59.101	Melvin MOH	6:29.035	2:00.680	4:08.201	12:53:59.781	Daniel AU
-	Finish	Daniel AU	22:30.798				

P11 59 GT3PA Singha Plan-B by Absolute Racing				Audi R8 LMS GT3 2019			
D1: Bhurit BHIROMBHAKDI		Total Stint: 15 Laps - 25:07.945 (55.49%)		Best Lap: 1:38.205 On Lap 22 @ 166.94 kph			
D2: Kantasak KUSIRI		Total Stint: 9 Laps - 18:29.030 (40.81%)		Best Lap: 1:35.799 On Lap 8 @ 171.13 kph			
STOP	IN TIME	DRIVER IN	STINT TIME	STOP TIME	TOTAL STOP TIME	OUT TIME	DRIVER OUT
1 -	12:46:49.998	Kantasak KUSIRI	16:28.728	2:00.302	2:00.302	12:48:50.300	Bhurit BHIROMBHAKDI
2 -	13:02:19.758	Bhurit BHIROMBHAKDI	13:29.458	35.905	2:36.207	13:02:55.663	Bhurit BHIROMBHAKDI
3 -	13:04:34.513	Bhurit BHIROMBHAKDI	1:38.850	1:04.626	3:40.833	13:05:39.139	Bhurit BHIROMBHAKDI
-	Finish	Bhurit BHIROMBHAKDI	9:59.637				

P12 888 GT3PA Triple Eight Race Engineering Australia				Mercedes-AMG GT3			
D1: HH Prince Abdul Rahman IBR/		Total Stint: 13 Laps - 22:15.437 (48.62%)		Best Lap: 1:40.418 On Lap 14 @ 163.26 kph			
D2: Jazeman JAAFAR		Total Stint: 8 Laps - 19:08.942 (41.83%)		Best Lap: 1:35.859 On Lap 8 @ 171.02 kph			
STOP	IN TIME	DRIVER IN	STINT TIME	STOP TIME	TOTAL STOP TIME	OUT TIME	DRIVER OUT
1 -	12:37:11.273	Jazeman JAAFAR	6:58.856	3:53.245	3:53.245	12:41:04.518	Jazeman JAAFAR
2 -	12:49:09.555	Jazeman JAAFAR	8:05.037	4:05.049	7:58.294	12:53:14.604	HH Prince Abdul Rahman IBRAHIM
3 -	13:13:51.182	HH Prince Abdul Rahman	20:36.578	29.248	8:27.542	13:14:20.430	HH Prince Abdul Rahman IBRAHIM
4 -	13:15:59.289	HH Prince Abdul Rahman					

P13 61 GT3PA ABSSA Motorsport				McLaren 720S GT3			
D1: Piti BHIROMBHAKDI		Total Stint: 10 Laps - 16:23.779 (36.65%)		Best Lap: 1:36.375 On Lap 22 @ 170.11 kph			
D2: Keita SAWA		Total Stint: 11 Laps - 22:41.092 (50.7%)		Best Lap: 1:36.128 On Lap 11 @ 170.54 kph			
STOP	IN TIME	DRIVER IN	STINT TIME	STOP TIME	TOTAL STOP TIME	OUT TIME	DRIVER OUT
1 -	12:39:43.236	Keita SAWA	8:37.519	2:51.887	2:51.887	12:42:35.123	Keita SAWA
2 -	12:49:13.669	Keita SAWA	6:38.546	2:47.671	5:39.558	12:52:01.340	Keita SAWA
3 -	12:57:00.475	Keita SAWA	4:59.135	2:25.892	8:05.450	12:59:26.367	Piti BHIROMBHAKDI
-	Finish	Piti BHIROMBHAKDI	16:23.779				

P14 99 GT3S Craft-Bamboo Racing				Mercedes-AMG GT3			
D1: Darryl O'YOUNG		Total Stint: 9 Laps - 19:18.101 (42.41%)		Best Lap: 1:36.282 On Lap 9 @ 170.27 kph			
D2: Christina NIELSEN		Total Stint: 14 Laps - 23:17.223 (51.16%)		Best Lap: 1:37.235 On Lap 24 @ 168.60 kph			
STOP	IN TIME	DRIVER IN	STINT TIME	STOP TIME	TOTAL STOP TIME	OUT TIME	DRIVER OUT
1 -	12:40:01.391	Darryl O'YOUNG	9:47.689	2:21.516	2:21.516	12:42:22.907	Darryl O'YOUNG
2 -	12:48:51.702	Darryl O'YOUNG	6:28.795	3:01.617	5:23.133	12:51:53.319	Christina NIELSEN

Weather / Track : Bright / Dry

Chang International
 Circuit Length = 4.554 km
 Start: 12:30 Flag 13:15 End: 13:18

Blancpain GT World Challenge Asia

FREE PRACTICE 1 - PIT STOP ANALYSIS

3 - 13:11:56.911 Christina NIELSEN 20:03.592 34.017 5:57.150 13:12:30.928 Christina NIELSEN
 - Finish Christina NIELSEN 3:13.631

P15 999 GT3S		Audi Sport Asia Team TSRT			Audi R8 LMS GT3 2019		
D1: Weian CHEN		Total Stint: 5 Laps - 8:34.796 (19.05%)			Best Lap: 1:36.873 On Lap 11 @ 169.23 kph		
D2: Andre COUTO		Total Stint: 8 Laps - 17:10.003 (38.12%)			Best Lap: 1:36.306 On Lap 8 @ 170.23 kph		
STOP	IN TIME	DRIVER IN	STINT TIME	STOP TIME	TOTAL STOP TIME	OUT TIME	DRIVER OUT
1 -	12:33:25.084	Andre COUTO	2:05.569	11:08.235	11:08.235	12:44:33.319	Andre COUTO
2 -	12:52:45.936	Andre COUTO	8:12.617	3:58.330	15:06.565	12:56:44.266	Andre COUTO
3 -	13:01:33.600	Andre COUTO	4:49.334	2:02.483	17:09.048	13:03:36.083	Weian CHEN
4 -	13:08:59.465	Weian CHEN	5:23.382	4:10.954	21:20.002	13:13:10.419	Weian CHEN
-	Finish	Weian CHEN	3:11.414				

P16 16 GT3PA		Modena Motorsports			Porsche 911 GT3 R		
D1: John SHEN		Total Stint: 10 Laps - 19:01.773 (47.76%)			Best Lap: 1:42.505 On Lap 14 @ 159.93 kph		
D2: Benny SIMONSEN		Total Stint: 9 Laps - 20:48.738 (52.24%)			Best Lap: 1:36.363 On Lap 5 @ 170.13 kph		
STOP	IN TIME	DRIVER IN	STINT TIME	STOP TIME	TOTAL STOP TIME	OUT TIME	DRIVER OUT
1 -	12:49:30.173	Benny SIMONSEN	13:20.008	4:12.164	4:12.164	12:53:42.337	John SHEN
2 -	13:11:10.846	John SHEN	17:28.509	1:33.264	5:45.428	13:12:44.110	Benny SIMONSEN
-	Finish	Benny SIMONSEN	3:16.566				

P17 912 GT3S		Absolute Racing			Porsche 911 GT3 R		
D1: Yuan BO		Total Stint: 14 Laps - 23:01.661 (49.7%)			Best Lap: 1:36.418 On Lap 22 @ 170.03 kph		
D2: Jono LESTER		Total Stint: 8 Laps - 18:46.420 (40.52%)			Best Lap: 1:36.397 On Lap 7 @ 170.07 kph		
STOP	IN TIME	DRIVER IN	STINT TIME	STOP TIME	TOTAL STOP TIME	OUT TIME	DRIVER OUT
1 -	12:32:09.159	Jono LESTER	1:51.697	1:27.174	1:27.174	12:33:36.333	Jono LESTER
2 -	12:45:01.203	Jono LESTER	11:24.870	1:32.325	2:59.499	12:46:33.528	Jono LESTER
3 -	12:48:17.791	Jono LESTER	1:44.263	3:45.590	6:45.089	12:52:03.381	Yuan BO
4 -	13:03:46.431	Yuan BO	11:43.050	1:32.388	8:17.477	13:05:18.819	Yuan BO
5 -	13:16:37.430	Yuan BO					

P18 128 GT3AM		Vattana Motorsport			Lamborghini Huracan GT3 EVO		
D1: Chonsawat ASAVAHAAME		Total Stint: 0 Laps			Best Lap: 1:36.410 On Lap 19 @ 170.04 kph		
D2: Akihiro ASAI		Total Stint: 19 Laps - 33:27.248 (85.37%)					
STOP	IN TIME	DRIVER IN	STINT TIME	STOP TIME	TOTAL STOP TIME	OUT TIME	DRIVER OUT
1 -	12:38:07.249	Akihiro ASAI	7:06.390	2:29.679	2:29.679	12:40:36.928	Akihiro ASAI
2 -	12:53:50.200	Akihiro ASAI	13:13.272	3:14.422	5:44.101	12:57:04.622	Akihiro ASAI
3 -	13:10:12.208	Akihiro ASAI					

P19 27 GT3S		HubAuto Corsa			Ferrari 488 GT3		
D1: Yuya SAKAMOTO		Total Stint: 7 Laps - 14:54.849 (47.26%)			Best Lap: 1:37.009 On Lap 5 @ 168.99 kph		
D2: Andre HEIMGARTNER		Total Stint: 9 Laps - 15:03.520 (47.72%)			Best Lap: 1:36.411 On Lap 15 @ 170.04 kph		
STOP	IN TIME	DRIVER IN	STINT TIME	STOP TIME	TOTAL STOP TIME	OUT TIME	DRIVER OUT
1 -	12:43:52.470	Yuya SAKAMOTO	13:18.788	1:36.061	1:36.061	12:45:28.531	Andre HEIMGARTNER
2 -	12:58:48.055	Andre HEIMGARTNER	13:19.524	1:34.977	3:11.038	13:00:23.032	Andre HEIMGARTNER
3 -	13:02:07.028	Andre HEIMGARTNER					

P20 51 GT3AM		AMAC Motorsport			Lamborghini Huracan GT3 EVO		
D1: Andrew MACPHERSON		Total Stint: 10 Laps - 19:13.811 (43.2%)			Best Lap: 1:41.415 On Lap 15 @ 161.65 kph		
D2: William Ben PORTER		Total Stint: 12 Laps - 25:16.745 (56.8%)			Best Lap: 1:36.440 On Lap 21 @ 169.99 kph		
STOP	IN TIME	DRIVER IN	STINT TIME	STOP TIME	TOTAL STOP TIME	OUT TIME	DRIVER OUT
1 -	12:40:52.540	William Ben PORTER	10:33.166	3:19.748	3:19.748	12:44:12.288	Andrew MACPHERSON
2 -	13:01:21.410	Andrew MACPHERSON	17:09.122	2:04.689	5:24.437	13:03:26.099	William Ben PORTER
3 -	13:14:49.930	William Ben PORTER					

P21 75 GT3PA		T2 Motorsports			Ferrari 488 GT3		
D1: David TJIPTOBIANTORO		Total Stint: 13 Laps - 22:06.292 (48.22%)			Best Lap: 1:37.848 On Lap 18 @ 167.54 kph		
D2: Rio HARYANTO		Total Stint: 9 Laps - 18:25.996 (40.21%)			Best Lap: 1:36.559 On Lap 9 @ 169.78 kph		
STOP	IN TIME	DRIVER IN	STINT TIME	STOP TIME	TOTAL STOP TIME	OUT TIME	DRIVER OUT
1 -	12:42:18.876	Rio HARYANTO	11:56.028	5:18.173	5:18.173	12:47:37.049	Rio HARYANTO
2 -	12:52:33.731	Rio HARYANTO	4:56.682	1:33.286	6:51.459	12:54:07.017	David TJIPTOBIANTORO

Weather / Track : Bright / Dry

Chang International
 Circuit Length = 4.554 km
 Start: 12:30 Flag 13:15 End: 13:18

Blancpain GT World Challenge Asia

FREE PRACTICE 1 - PIT STOP ANALYSIS

3- 13:16:13.309 David TJIPTOBIANTORC

P22 8 GT3PA ARN Racing		Porsche 911 GT3 R					
D1: Hiroaki NAGAI		Total Stint: 14 Laps - 22:45.851 (49.51%)			Best Lap: 1:37.425 On Lap 16 @ 168.27 kph		
D2: Yuta KAMIMURA		Total Stint: 8 Laps - 16:30.879 (35.92%)			Best Lap: 1:36.720 On Lap 5 @ 169.50 kph		
STOP	IN TIME	DRIVER IN	STINT TIME	STOP TIME	TOTAL STOP TIME	OUT TIME	DRIVER OUT
1 -	12:45:31.671	Yuta KAMIMURA	14:54.616	1:36.263	1:36.263	12:47:07.934	Hiroaki NAGAI
2 -	12:55:21.672	Hiroaki NAGAI	8:13.738	2:00.170	3:36.433	12:57:21.842	Hiroaki NAGAI
3 -	13:03:50.700	Hiroaki NAGAI	6:28.858	3:10.068	6:46.501	13:07:00.768	Hiroaki NAGAI
4 -	13:11:52.766	Hiroaki NAGAI	4:51.998	1:31.709	8:18.210	13:13:24.475	Hiroaki NAGAI
-	Finish	Hiroaki NAGAI	3:11.257				

P23 17 GT3PA Anstone Racing		Mercedes-AMG GT3					
D1: Xu WEI		Total Stint: 15 Laps - 26:04.984 (57.99%)			Best Lap: 1:40.919 On Lap 21 @ 162.45 kph		
D2: Naoki YOKOMIZO		Total Stint: 6 Laps - 17:03.460 (37.92%)			Best Lap: 1:36.792 On Lap 6 @ 169.37 kph		
STOP	IN TIME	DRIVER IN	STINT TIME	STOP TIME	TOTAL STOP TIME	OUT TIME	DRIVER OUT
1 -	12:42:20.561	Naoki YOKOMIZO	11:40.419	5:23.041	5:23.041	12:47:43.602	Xu WEI
2 -	13:05:19.689	Xu WEI	17:36.087	1:50.376	7:13.417	13:07:10.065	Xu WEI
-	Finish	Xu WEI	8:28.897				

P24 26 GT3AM B-Quik Racing		Audi R8 LMS GT3 2019					
D1: Daniel BILSKI		Total Stint: 12 Laps - 19:42.648 (43.22%)			Best Lap: 1:37.091 On Lap 25 @ 168.85 kph		
D2: Henk KIKS		Total Stint: 12 Laps - 24:25.017 (53.54%)			Best Lap: 1:39.468 On Lap 11 @ 164.82 kph		
STOP	IN TIME	DRIVER IN	STINT TIME	STOP TIME	TOTAL STOP TIME	OUT TIME	DRIVER OUT
1 -	12:42:42.134	Henk KIKS	12:16.569	1:28.499	1:28.499	12:44:10.633	Henk KIKS
2 -	12:54:30.580	Henk KIKS	10:19.947	1:48.501	3:17.000	12:56:19.081	Daniel BILSKI
-	Finish	Daniel BILSKI	19:42.648				

P25 77 GT4AM Craft-Bamboo Racing		Mercedes-AMG GT4					
D1: Frank YU		Total Stint: 9 Laps - 22:38.507 (49.12%)			Best Lap: 1:47.005 On Lap 9 @ 153.21 kph		
D2: Jean-Marc MERLIN		Total Stint: 13 Laps - 23:26.995 (50.88%)			Best Lap: 1:46.129 On Lap 22 @ 154.47 kph		
STOP	IN TIME	DRIVER IN	STINT TIME	STOP TIME	TOTAL STOP TIME	OUT TIME	DRIVER OUT
1 -	12:49:28.914	Frank YU	19:09.111	3:29.396	3:29.396	12:52:58.310	Jean-Marc MERLIN
2 -	13:16:25.305	Jean-Marc MERLIN					

P26 111 GT4AM Team iRace.Win		Mercedes-AMG GT4					
D1: Setiawan SANTOSO		Total Stint: 13 Laps - 23:26.258 (51.5%)			Best Lap: 1:46.800 On Lap 21 @ 153.50 kph		
D2: Ringo CHONG		Total Stint: 9 Laps - 21:34.705 (47.42%)			Best Lap: 1:46.506 On Lap 9 @ 153.92 kph		
STOP	IN TIME	DRIVER IN	STINT TIME	STOP TIME	TOTAL STOP TIME	OUT TIME	DRIVER OUT
1 -	12:33:36.136	Ringo CHONG	2:34.257	29.504	29.504	12:34:05.640	Ringo CHONG
2 -	12:50:33.128	Ringo CHONG	16:27.488	2:32.960	3:02.464	12:53:06.088	Setiawan SANTOSO
-	Finish	Setiawan SANTOSO	23:26.258				

P27 81 GT4AM BMW Team Studie		BMW M4 GT4					
D1: Sunako JUKUCHOU		Total Stint: 6 Laps - 10:43.020 (23.98%)			Best Lap: 1:46.957 On Lap 20 @ 153.28 kph		
D2: Takayuki KINOSHITA		Total Stint: 13 Laps - 27:24.343 (61.31%)			Best Lap: 1:46.704 On Lap 3 @ 153.64 kph		
STOP	IN TIME	DRIVER IN	STINT TIME	STOP TIME	TOTAL STOP TIME	OUT TIME	DRIVER OUT
1 -	12:40:10.070	Takayuki KINOSHITA	9:17.724	1:48.133	1:48.133	12:41:58.203	Takayuki KINOSHITA
2 -	12:54:31.924	Takayuki KINOSHITA	12:33.721	4:46.423	6:34.556	12:59:18.347	Takayuki KINOSHITA
3 -	13:02:52.117	Takayuki KINOSHITA	3:33.770	1:59.128	8:33.684	13:04:51.245	Sunako JUKUCHOU
-	Finish	Sunako JUKUCHOU	10:43.020				

P28 11 GT4AM GTO Racing with TTR		Mercedes-AMG GT4					
D1: Brian LEE		Total Stint: 8 Laps - 19:53.649 (43.31%)			Best Lap: 1:46.740 On Lap 8 @ 153.59 kph		
D2: Tony FONG		Total Stint: 11 Laps - 20:52.833 (45.46%)			Best Lap: 1:47.873 On Lap 14 @ 151.97 kph		
STOP	IN TIME	DRIVER IN	STINT TIME	STOP TIME	TOTAL STOP TIME	OUT TIME	DRIVER OUT
1 -	12:32:45.874	Brian LEE	2:09.192	1:30.496	1:30.496	12:34:16.370	Brian LEE
2 -	12:36:06.368	Brian LEE	1:49.998	1:46.817	3:17.313	12:37:53.185	Brian LEE
3 -	12:50:27.705	Brian LEE	12:34.520	3:19.939	6:37.252	12:53:47.644	Tony FONG
4 -	12:55:41.860	Tony FONG	1:54.216	1:52.009	8:29.261	12:57:33.869	Tony FONG
5 -	13:16:32.486	Tony FONG					

Weather / Track : Bright / Dry

Results can be found at www.tsl-timing.com

Page 4 of 5

Chang International
Circuit Length = 4.554 km
Start: 12:30 Flag 13:15 End: 13:18

Printed - 19:41 Friday, 10 May 2019

Blancpain GT World Challenge Asia

FREE PRACTICE 1 - PIT STOP ANALYSIS

P29 80 GT4AM Racing Spirit Team	Porsche Cayman GT4 Clubsport MR
D1: Preeda TANTEM SAPYA Total Stint: 9 Laps - 16:45.894 (41.41%)	Best Lap: 1:49.701 On Lap 12 @ 149.44 kph
D2: Munkong SATHIENTHIRAKUL Total Stint: 9 Laps - 21:10.582 (52.3%)	Best Lap: 1:47.683 On Lap 8 @ 152.24 kph

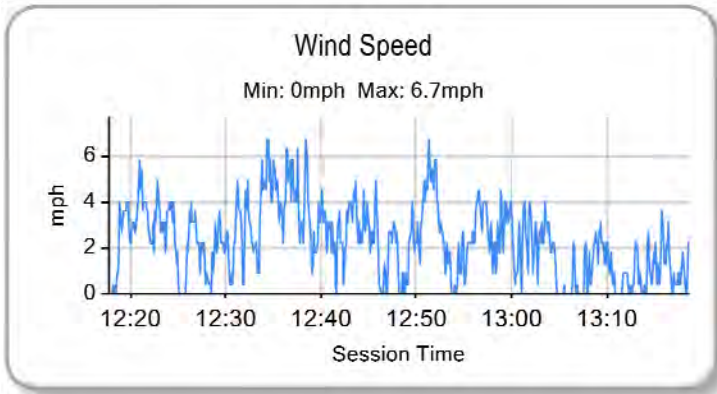
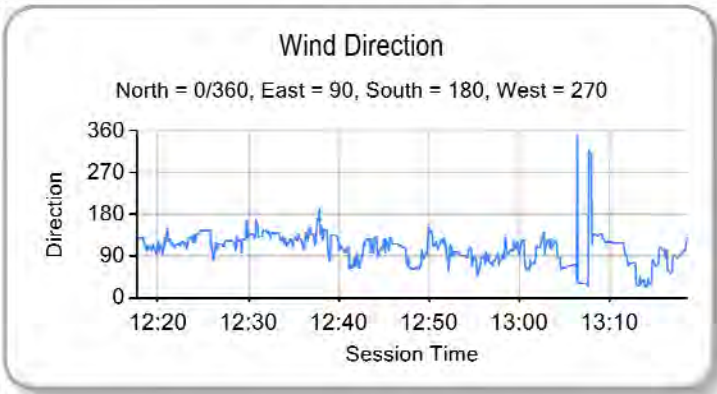
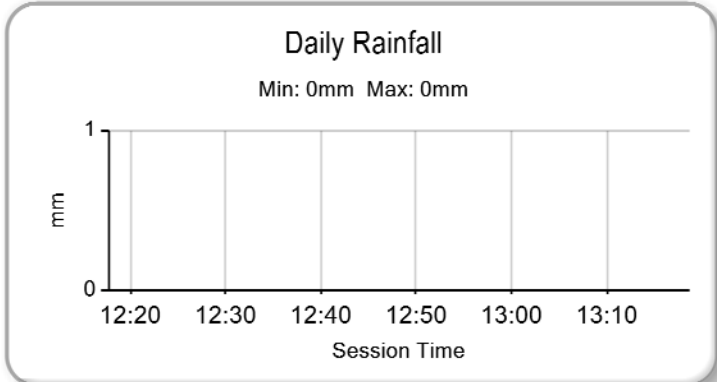
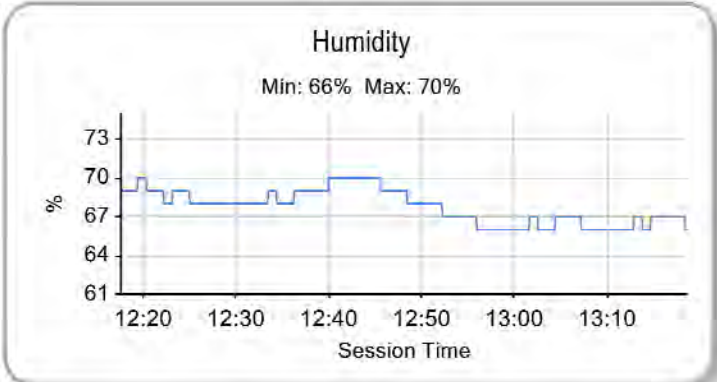
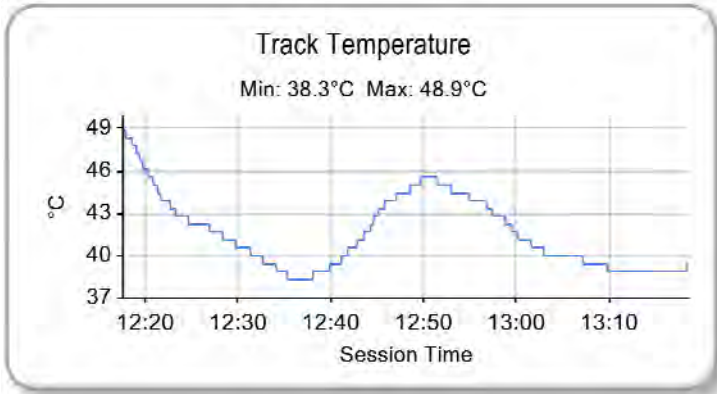
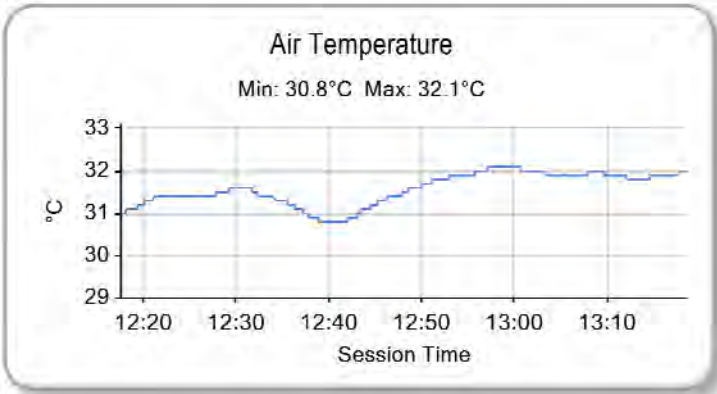
STOP	IN TIME	DRIVER IN	STINT TIME	STOP TIME	TOTAL STOP TIME	OUT TIME	DRIVER OUT
1 -	12:42:17.620	Munkong SATHIENTHIR/	11:09.063	2:32.882	2:32.882	12:44:50.502	Munkong SATHIENTHIRAKUL
2 -	12:52:03.161	Munkong SATHIENTHIR/	7:12.659	2:48.860	5:21.742	12:54:52.021	Preeda TANTEM SAPYA
3 -	13:11:37.915	Preeda TANTEM SAPYA					

P30 199 GT4AM Team iRace.Win	Mercedes-AMG GT4
D1: Angelo NEGRO Total Stint: 12 Laps - 27:02.820 (60.81%)	Best Lap: 1:47.793 On Lap 8 @ 152.09 kph
D2: Alan YEO Total Stint: 9 Laps - 16:57.008 (38.11%)	Best Lap: 1:50.453 On Lap 20 @ 148.42 kph

STOP	IN TIME	DRIVER IN	STINT TIME	STOP TIME	TOTAL STOP TIME	OUT TIME	DRIVER OUT
1 -	12:33:38.092	Angelo NEGRO	2:23.391	28.785	28.785	12:34:06.877	Angelo NEGRO
2 -	12:56:29.625	Angelo NEGRO	22:22.748	2:16.681	2:45.466	12:58:46.306	Alan YEO
-	Finish	Alan YEO	16:57.008				

Blancpain GT World Challenge Asia

FREE PRACTICE 1 - WEATHER CONDITIONS



Weather / Track : Bright / Dry

Results can be found at www.tsl-timing.com

Chang International
Circuit Length = 4.554 km
Start: 12:30 Flag 13:15 End: 13:18

Printed - 13:39 Friday, 10 May 2019

Blancpain GT World Challenge Asia

FREE PRACTICE 1 - STATISTICS

Competitors Started 30
Planned Start 2019-05-10 @ 12:30:00.000
Actual Start 2019-05-10 @ 12:30:01.466
Finish Time 2019-05-10 @ 13:15:02.332
Track Length 4.554km
Total Laps 654
Total Distance Covered 2978.316km

Session Fastest Lap History

NO	CL	NAME	LAP TIME	TIME OF DAY	LAP	VEHICLE
97	GT3S	Solite Indigo Racing <i>R. BRUINS</i>	1:38.858	12:33:28.710	2	Mercedes-AMG GT3
99	GT3S	Craft-Bamboo Racing <i>C. NIELSEN</i>	1:37.356	12:33:33.322	2	Mercedes-AMG GT3
99	GT3S	Craft-Bamboo Racing <i>C. NIELSEN</i>	1:36.758	12:35:10.080	3	Mercedes-AMG GT3
55	GT3PA	Craft-Bamboo Racing <i>M. MOH</i>	1:36.691	12:35:11.714	3	Mercedes-AMG GT3
888	GT3PA	Triple Eight Race Engineering Australia <i>H. IBRAHIM</i>	1:36.622	12:35:19.367	3	Mercedes-AMG GT3
88	GT3PA	Craft-Bamboo Racing <i>A. PICARIELLO</i>	1:36.083	12:37:15.611	4	Mercedes-AMG GT3
918	GT3PA	Panther/AAS Motorsport <i>A. IMPERATORI</i>	1:36.026	12:40:21.964	6	Porsche 911 GT3 R
59	GT3PA	Singha Plan-B by Absolute Racing <i>K. KUSIRI</i>	1:35.799	12:43:29.595	8	Audi R8 LMS GT3 2019
55	GT3PA	Craft-Bamboo Racing <i>M. MOH</i>	1:35.798	12:50:17.388	11	Mercedes-AMG GT3
918	GT3PA	Panther/AAS Motorsport <i>A. IMPERATORI</i>	1:35.589	12:51:41.171	11	Porsche 911 GT3 R
12	GT3S	Audi Sport Asia Team Absolute Racing <i>M. RUMP</i>	1:35.555	12:52:16.371	11	Audi R8 LMS GT3 2019
12	GT3S	Audi Sport Asia Team Absolute Racing <i>M. RUMP</i>	1:35.310	12:53:51.680	12	Audi R8 LMS GT3 2019
910	GT3PA	JRM <i>C. VAN DER DRIFT</i>	1:35.281	12:53:53.822	9	Porsche 911 GT3 R
12	GT3S	Audi Sport Asia Team Absolute Racing <i>M. RUMP</i>	1:35.108	12:57:06.107	14	Audi R8 LMS GT3 2019
88	GT3PA	Craft-Bamboo Racing <i>A. PICARIELLO</i>	1:34.798	13:13:36.331	19	Mercedes-AMG GT3

Flag History

TYPE	TIME OF DAY
GREEN	12:30:01.466
FINISH	13:15:02.332

Flag Statistics

TYPE	COUNT	TOTAL LAPS	TOTAL TIME
Green	1	25	48:33.265
Red	0	0	0.000
Safety Car	0	0	0.000
FCY	0	0	0.000

Weather / Track : Bright / Dry

These results are provisional until the conclusion of any judicial and technical matters.

Chang International
Circuit Length = 4.554 km
Start: 12:30 Flag 13:15 End: 13:18

Race Director : Ravin	Stewards :	Timekeeper :
-----------------------	------------	--------------

Blancpain GT World Challenge Asia

FREE PRACTICE 1 - STATISTICS

CLASS : GT3S

7 Starters

Fastest Lap History

NO	NAME	LAP TIME	TIME OF DAY	LAP	VEHICLE
97	Solite Indigo Racing <i>R. BRUINS</i>	1:38.858	12:33:28.710	2	Mercedes-AMG GT3
99	Craft-Bamboo Racing <i>C. NIELSEN</i>	1:37.356	12:33:33.322	2	Mercedes-AMG GT3
99	Craft-Bamboo Racing <i>C. NIELSEN</i>	1:36.758	12:35:10.080	3	Mercedes-AMG GT3
99	Craft-Bamboo Racing <i>C. NIELSEN</i>	1:36.674	12:36:46.754	4	Mercedes-AMG GT3
911	Absolute Racing <i>P. HAMPRECHT</i>	1:36.576	12:40:24.910	6	Porsche 911 GT3 R
912	Absolute Racing <i>J. LESTER</i>	1:36.430	12:41:43.188	6	Porsche 911 GT3 R
912	Absolute Racing <i>J. LESTER</i>	1:36.397	12:43:19.585	7	Porsche 911 GT3 R
12	Audi Sport Asia Team Absolute Racing <i>W. TAN</i>	1:36.235	12:44:18.909	7	Audi R8 LMS GT3 2019
12	Audi Sport Asia Team Absolute Racing <i>M. RUMP</i>	1:35.555	12:52:16.371	11	Audi R8 LMS GT3 2019
12	Audi Sport Asia Team Absolute Racing <i>M. RUMP</i>	1:35.310	12:53:51.680	12	Audi R8 LMS GT3 2019
12	Audi Sport Asia Team Absolute Racing <i>M. RUMP</i>	1:35.108	12:57:06.107	14	Audi R8 LMS GT3 2019

Weather / Track : Bright / Dry

These results are provisional until the conclusion of any judicial and technical matters.

Chang International

Circuit Length = 4.554 km

Start: 12:30 Flag 13:15 End: 13:18

Race Director : Ravin	Stewards :	Timekeeper :
-----------------------	------------	--------------

Blancpain GT World Challenge Asia

FREE PRACTICE 1 - STATISTICS

CLASS : GT3PA

13 Starters

Fastest Lap History

NO	NAME	LAP TIME	TIME OF DAY	LAP	VEHICLE
55	Craft-Bamboo Racing <i>M. MOH</i>	1:38.149	12:33:35.023	2	Mercedes-AMG GT3
918	Panther/AAS Motorsport <i>A. IMPERATORI</i>	1:38.116	12:33:56.131	2	Porsche 911 GT3 R
55	Craft-Bamboo Racing <i>M. MOH</i>	1:36.691	12:35:11.714	3	Mercedes-AMG GT3
888	Triple Eight Race Engineering Australia <i>H. IBRAHIM</i>	1:36.622	12:35:19.367	3	Mercedes-AMG GT3
88	Craft-Bamboo Racing <i>A. PICARIELLO</i>	1:36.083	12:37:15.611	4	Mercedes-AMG GT3
918	Panther/AAS Motorsport <i>A. IMPERATORI</i>	1:36.026	12:40:21.964	6	Porsche 911 GT3 R
59	Singha Plan-B by Absolute Racing <i>K. KUSIRI</i>	1:35.799	12:43:29.595	8	Audi R8 LMS GT3 2019
55	Craft-Bamboo Racing <i>M. MOH</i>	1:35.798	12:50:17.388	11	Mercedes-AMG GT3
918	Panther/AAS Motorsport <i>A. IMPERATORI</i>	1:35.589	12:51:41.171	11	Porsche 911 GT3 R
910	JRM <i>C. VAN DER DRIFT</i>	1:35.281	12:53:53.822	9	Porsche 911 GT3 R
88	Craft-Bamboo Racing <i>A. PICARIELLO</i>	1:34.798	13:13:36.331	19	Mercedes-AMG GT3

Weather / Track : Bright / Dry

These results are provisional until the conclusion of any judicial and technical matters.

Chang International

Circuit Length = 4.554 km

Start: 12:30 Flag 13:15 End: 13:18

Race Director : Ravin	Stewards :	Timekeeper :
-----------------------	------------	--------------

Blancpain GT World Challenge Asia

FREE PRACTICE 1 - STATISTICS

CLASS : GT3AM

4 Starters

Fastest Lap History

NO	NAME	LAP TIME	TIME OF DAY	LAP	VEHICLE
26	B-Quik Racing <i>D. BILSKI</i>	1:48.021	12:34:07.501	2	Audi R8 LMS GT3 2019
51	AMAC Motorsport <i>W. PORTER</i>	1:41.341	12:34:14.172	2	Lamborghini Huracan GT3 EVO
51	AMAC Motorsport <i>W. PORTER</i>	1:40.362	12:35:54.555	3	Lamborghini Huracan GT3 EVO
128	Vattana Motorsport <i>A. ASAI</i>	1:40.040	12:36:26.525	3	Lamborghini Huracan GT3 EVO
51	AMAC Motorsport <i>W. PORTER</i>	1:38.809	12:37:33.364	4	Lamborghini Huracan GT3 EVO
128	Vattana Motorsport <i>A. ASAI</i>	1:37.664	12:45:36.806	7	Lamborghini Huracan GT3 EVO
128	Vattana Motorsport <i>A. ASAI</i>	1:37.446	12:50:31.000	10	Lamborghini Huracan GT3 EVO
128	Vattana Motorsport <i>A. ASAI</i>	1:37.034	12:52:08.035	11	Lamborghini Huracan GT3 EVO
21	OpenRoad Racing <i>F. TJIA</i>	1:35.890	12:57:42.097	13	Porsche 911 GT3 R
21	OpenRoad Racing <i>F. TJIA</i>	1:35.512	13:00:54.208	15	Porsche 911 GT3 R

Weather / Track : Bright / Dry

These results are provisional until the conclusion of any judicial and technical matters.

Chang International

Circuit Length = 4.554 km

Start: 12:30 Flag 13:15 End: 13:18

Race Director : Ravin	Stewards :	Timekeeper :
-----------------------	------------	--------------

Blancpain GT World Challenge Asia

FREE PRACTICE 1 - STATISTICS

CLASS : GT4AM

6 Starters

Fastest Lap History

NO	NAME	LAP TIME	TIME OF DAY	LAP	VEHICLE
77	Craft-Bamboo Racing <i>F. YU</i>	1:50.921	12:34:14.086	2	Mercedes-AMG GT4
81	BMW Team Studie <i>S. JUKUCHOU</i>	1:48.752	12:34:46.591	2	BMW M4 GT4
77	Craft-Bamboo Racing <i>F. YU</i>	1:48.582	12:36:02.665	3	Mercedes-AMG GT4
81	BMW Team Studie <i>S. JUKUCHOU</i>	1:46.704	12:36:33.295	3	BMW M4 GT4
111	Team iRace.Win <i>S. SANTOSO</i>	1:46.593	12:45:05.807	7	Mercedes-AMG GT4
111	Team iRace.Win <i>S. SANTOSO</i>	1:46.506	12:48:39.439	9	Mercedes-AMG GT4
77	Craft-Bamboo Racing <i>J. MERLIN</i>	1:46.224	13:12:45.945	21	Mercedes-AMG GT4
77	Craft-Bamboo Racing <i>J. MERLIN</i>	1:46.129	13:14:32.074	22	Mercedes-AMG GT4

Weather / Track : Bright / Dry

These results are provisional until the conclusion of any judicial and technical matters.

Chang International

Circuit Length = 4.554 km

Start: 12:30 Flag 13:15 End: 13:18

Race Director : Ravin	Stewards :	Timekeeper :
-----------------------	------------	--------------

Blancpain GT World Challenge Asia

FREE PRACTICE 2 - CLASSIFICATION

POS	NO	CL	PIC	TEAM / DRIVERS	CAR	TIME	ON	LAPS	GAP	DIFF	KPH
1	666	GT3PA	1	Vincenzo Sospiri Racing (ITA) Alex AU (HKG) / Frederik SCHANDORFF (DNK)	Lamborghini Huracan GT3 EVO	1:48.758	15	15			150.74
2	27	GT3S	1	HubAuto Corsa (TPE) Yuya SAKAMOTO (JPN) / Andre HEIMGARTNER (NZL)	Ferrari 488 GT3	1:48.759	16	17	0.001	0.001	150.74
3	912	GT3S	2	Absolute Racing (CHN) Yuan BO (CHN) / Jono LESTER (NZL)	Porsche 911 GT3 R	1:49.467	16	16	0.709	0.708	149.76
4	61	GT3PA	2	ABSSA Motorsport (JPN) Pili BHIROMBHAKDI (THA) / Keita SAWA (JPN)	McLaren 720S GT3	1:49.506	8	15	0.748	0.039	149.71
5	97	GT3S	3	Solite Indigo Racing (KOR) Roelof BRUINS (NLD) / Manuel METZGER (CHE)	Mercedes-AMG GT3	1:49.567	15	15	0.809	0.061	149.62
6	999	GT3S	4	Audi Sport Asia Team TSRT (CHN) Weian CHEN (CHN) / Andre COUTO (MAC)	Audi R8 LMS GT3 2019	1:50.024	8	16	1.266	0.457	149.00
7	12	GT3S	5	Audi Sport Asia Team Absolute Racing (CHN) Weiron TAN (CHN) / Martin RUMP (EST)	Audi R8 LMS GT3 2019	1:50.040	13	16	1.282	0.016	148.98
8	910	GT3PA	3	JRM (CHN) CHAO LI (CHN) / Chris VAN DER DRIFT (NZL)	Porsche 911 GT3 R	1:50.178	10	15	1.420	0.138	148.79
9	55	GT3PA	4	Craft-Bamboo Racing (HKG) Daniel AU (SGP) / Melvin MOH (MYS)	Mercedes-AMG GT3	1:50.296	16	16	1.538	0.118	148.64
10	918	GT3PA	5	Panther/AAS Motorsport (CHN) Vutthikorn INTRAPHUVASAK (THA) / Alexandre IMPERATORI (HKG)	Porsche 911 GT3 R	1:50.418	8	14	1.660	0.122	148.47
11	16	GT3PA	6	Modena Motorsports (HKG) John SHEN (HKG) / Benny SIMONSEN (DNK)	Porsche 911 GT3 R	1:50.535	9	11	1.777	0.117	148.31
12	99	GT3S	6	Craft-Bamboo Racing (HKG) Darryl O'YOUNG (HKG) / Christina NIELSEN (DNK)	Mercedes-AMG GT3	1:50.695	11	14	1.937	0.160	148.10
13	75	GT3PA	7	T2 Motorsports (SGP) David TJIPTOBIANTORO (IDN) / Rio HARYANTO (IDN)	Ferrari 488 GT3	1:51.449	14	14	2.691	0.754	147.10
14	911	GT3S	7	Absolute Racing (CHN) Tanart SATHIENTHIRAKUL (THA) / Philip HAMPRECHT (DEU)	Porsche 911 GT3 R	1:51.588	12	14	2.830	0.139	146.91
15	8	GT3PA	8	ARN Racing (JPN) Hiroaki NAGAI (JPN) / Yuta KAMIMURA (JPN)	Porsche 911 GT3 R	1:51.726	10	13	2.968	0.138	146.73
16	59	GT3PA	9	Singha Plan-B by Absolute Racing (THA) Bhurit BHIROMBHAKDI (THA) / Kantasak KUSIRI (THA)	Audi R8 LMS GT3 2019	1:51.994	5	14	3.236	0.268	146.38
17	17	GT3PA	10	Anstone Racing (CHN) Xu WEI (CHN) / Naoki YOKOMIZO (JPN)	Mercedes-AMG GT3	1:52.062	6	14	3.304	0.068	146.29
18	21	GT3AM	1	OpenRoad Racing (HKG) Phillippe DESCOMBES (HKG) / Francis TJIA (HKG)	Porsche 911 GT3 R	1:52.236	11	12	3.478	0.174	146.07
19	888	GT3PA	11	Triple Eight Race Engineering Australia (AUS) HH Prince Abdul Rahman IBRAHIM (THA) / Jazeman JAAFAR (MYS)	Mercedes-AMG GT3	1:52.388	5	14	3.630	0.152	145.87
20	88	GT3PA	12	Craft-Bamboo Racing (HKG) Jeffrey LEE (TPE) / Alessio PICARIELLO (BEL)	Mercedes-AMG GT3	1:52.466	15	15	3.708	0.078	145.77
21	128	GT3AM	2	Vattana Motorsport (THA) Chonsawat ASAVAHAME (THA) / Akihiro ASAI (JPN)	Lamborghini Huracan GT3 EVO	1:52.695	12	12	3.937	0.229	145.47
22	51	GT3AM	3	AMAC Motorsport (AUS) Andrew MACPHERSON (AUS) / William Ben PORTER (AUS)	Lamborghini Huracan GT3 EVO	1:54.158	11	16	5.400	1.463	143.61
23	26	GT3AM	4	B-Quik Racing (THA) Daniel BILSKI (HKG) / Henk KIKS (THA)	Audi R8 LMS GT3 2019	1:55.333	6	15	6.575	1.175	142.14
24	81	GT4AM	1	BMW Team Studie (JPN) Sunako JUKUCHOU (JPN) / Takayuki KINOSHITA (JPN)	BMW M4 GT4	1:58.025	11	12	9.267	2.692	138.90
25	111	GT4AM	2	Team iRace.Win (TPE) Setiawan SANTOSO (IDN) / Ringo CHONG (SGP)	Mercedes-AMG GT4	1:58.390	14	14	9.632	0.365	138.47
26	11	GT4AM	3	GTO Racing with TTR (JPN) Brian LEE (TPE) / Tony FONG (HKG)	Mercedes-AMG GT4	1:59.583	13	14	10.825	1.193	137.09
27	80	GT4AM	4	Racing Spirit Team (THA) Preeda TANTEMSAPYA (THA) / Munkong SATHIENTHIRAKUL (THA)	Porsche Cayman GT4 Clubspor	1:59.808	11	11	11.050	0.225	136.83
28	77	GT4AM	5	Craft-Bamboo Racing (HKG) Frank YU (HKG) / Jean-Marc MERLIN (FRA)	Mercedes-AMG GT4	2:00.079	15	15	11.321	0.271	136.53
29	199	GT4AM	6	Team iRace.Win (TPE) Angelo NEGRO (HKG) / Alan YEO (AUS)	Mercedes-AMG GT4	2:01.400	10	15	12.642	1.321	135.04
30	13	GT3PA	13	Audi Sport Asia Team Absolute Racing (CHN) Jingzu SUN (CHN) / Congfu CHENG (CHN)	Audi R8 LMS GT3 2019	2:05.099	3	5	16.341	3.699	131.05

Chang International
Circuit Length = 4.554 km
Start: 15:15 Flag 16:00 End: 16:05

Weather / Track : Rain / Wet

These results are provisional until the conclusion of any judicial and technical matters.

Race Director : Ravin	Stewards :	Timekeeper :
-----------------------	------------	--------------

Results can be found at www.tsl-timing.com

Printed - 16:06 Friday, 10 May 2019

Blancpain GT World Challenge Asia

FREE PRACTICE 2 - CLASSIFICATION BY CATEGORY

CATEGORY : GT3

POS	NO	CL	NAME	ENTRY	TIME	ON	LAPS	GAP	DIFF	KPH
1	666	GT3PA	Vincenzo Sospiri Racing	ITA Lamborghini Huracan GT3 EVO	1:48.758	15	15			150.74
2	27	GT3S	HubAuto Corsa	TPE Ferrari 488 GT3	1:48.759	16	17	0.001	0.001	150.74
3	912	GT3S	Absolute Racing	CHN Porsche 911 GT3 R	1:49.467	16	16	0.709	0.708	149.76
4	61	GT3PA	ABSSA Motorsport	JPN McLaren 720S GT3	1:49.506	8	15	0.748	0.039	149.71
5	97	GT3S	Solite Indigo Racing	KOR Mercedes-AMG GT3	1:49.567	15	15	0.809	0.061	149.62
6	999	GT3S	Audi Sport Asia Team TSRT	CHN Audi R8 LMS GT3 2019	1:50.024	8	16	1.266	0.457	149.00
7	12	GT3S	Audi Sport Asia Team Absolute	CHN Audi R8 LMS GT3 2019	1:50.040	13	16	1.282	0.016	148.98
8	910	GT3PA	JRM	CHN Porsche 911 GT3 R	1:50.178	10	15	1.420	0.138	148.79
9	55	GT3PA	Craft-Bamboo Racing	HKG Mercedes-AMG GT3	1:50.296	16	16	1.538	0.118	148.64
10	918	GT3PA	Panther/AAS Motorsport	CHN Porsche 911 GT3 R	1:50.418	8	14	1.660	0.122	148.47
11	16	GT3PA	Modena Motorsports	HKG Porsche 911 GT3 R	1:50.535	9	11	1.777	0.117	148.31
12	99	GT3S	Craft-Bamboo Racing	HKG Mercedes-AMG GT3	1:50.695	11	14	1.937	0.160	148.10
13	75	GT3PA	T2 Motorsports	SGP Ferrari 488 GT3	1:51.449	14	14	2.691	0.754	147.10
14	911	GT3S	Absolute Racing	CHN Porsche 911 GT3 R	1:51.588	12	14	2.830	0.139	146.91
15	8	GT3PA	ARN Racing	JPN Porsche 911 GT3 R	1:51.726	10	13	2.968	0.138	146.73
16	59	GT3PA	Singha Plan-B by Absolute Raci	THA Audi R8 LMS GT3 2019	1:51.994	5	14	3.236	0.268	146.38
17	17	GT3PA	Anstone Racing	CHN Mercedes-AMG GT3	1:52.062	6	14	3.304	0.068	146.29
18	21	GT3AM	OpenRoad Racing	HKG Porsche 911 GT3 R	1:52.236	11	12	3.478	0.174	146.07
19	888	GT3PA	Triple Eight Race Engineering A	AUS Mercedes-AMG GT3	1:52.388	5	14	3.630	0.152	145.87
20	88	GT3PA	Craft-Bamboo Racing	HKG Mercedes-AMG GT3	1:52.466	15	15	3.708	0.078	145.77
21	128	GT3AM	Vattana Motorsport	THA Lamborghini Huracan GT3 EVO	1:52.695	12	12	3.937	0.229	145.47
22	51	GT3AM	AMAC Motorsport	AUS Lamborghini Huracan GT3 EVO	1:54.158	11	16	5.400	1.463	143.61
23	26	GT3AM	B-Quik Racing	THA Audi R8 LMS GT3 2019	1:55.333	6	15	6.575	1.175	142.14
24	13	GT3PA	Audi Sport Asia Team Absolute	CHN Audi R8 LMS GT3 2019	2:05.099	3	5	16.341	9.766	131.05

CATEGORY : GT4

POS	NO	CL	NAME	ENTRY	TIME	ON	LAPS	GAP	DIFF	KPH
1	81	GT4AM	BMW Team Studie	JPN BMW M4 GT4	1:58.025	11	12			138.90
2	111	GT4AM	Team iRace.Win	TPE Mercedes-AMG GT4	1:58.390	14	14	0.365	0.365	138.47
3	11	GT4AM	GTO Racing with TTR	JPN Mercedes-AMG GT4	1:59.583	13	14	1.558	1.193	137.09
4	80	GT4AM	Racing Spirit Team	THA Porsche Cayman GT4 Clubsport MR	1:59.808	11	11	1.783	0.225	136.83
5	77	GT4AM	Craft-Bamboo Racing	HKG Mercedes-AMG GT4	2:00.079	15	15	2.054	0.271	136.53
6	199	GT4AM	Team iRace.Win	TPE Mercedes-AMG GT4	2:01.400	10	15	3.375	1.321	135.04

Weather / Track : Rain / Wet

These results are provisional until the conclusion of any judicial and technical matters.

Chang International

Circuit Length = 4.554 km

Start: 15:15 Flag 16:00 End: 16:05

Race Director : Ravin	Stewards :	Timekeeper :
-----------------------	------------	--------------

Results can be found at www.tsl-timing.com

Printed - 16:07 Friday, 10 May 2019

Blancpain GT World Challenge Asia

FREE PRACTICE 2 - CLASSIFICATION BY CLASS

CLASS : GT3 - GT3S

POS	NO	NAME	ENTRY	TIME	ON	LAPS	GAP	DIFF	KPH
1	27	HubAuto Corsa	Ferrari 488 GT3	1:48.759	16	17			150.74
2	912	Absolute Racing	Porsche 911 GT3 R	1:49.467	16	16	0.708	0.708	149.76
3	97	Solite Indigo Racing	Mercedes-AMG GT3	1:49.567	15	15	0.808	0.100	149.62
4	999	Audi Sport Asia Team TSRT	Audi R8 LMS GT3 2019	1:50.024	8	16	1.265	0.457	149.00
5	12	Audi Sport Asia Team Absolute Racing	Audi R8 LMS GT3 2019	1:50.040	13	16	1.281	0.016	148.98
6	99	Craft-Bamboo Racing	Mercedes-AMG GT3	1:50.695	11	14	1.936	0.655	148.10
7	911	Absolute Racing	Porsche 911 GT3 R	1:51.588	12	14	2.829	0.893	146.91

CLASS : GT3 - GT3PA

POS	NO	NAME	ENTRY	TIME	ON	LAPS	GAP	DIFF	KPH
1	666	Vincenzo Sospiri Racing	Lamborghini Huracan GT3 EVO	1:48.758	15	15			150.74
2	61	ABSSA Motorsport	McLaren 720S GT3	1:49.506	8	15	0.748	0.748	149.71
3	910	JRM	Porsche 911 GT3 R	1:50.178	10	15	1.420	0.672	148.79
4	55	Craft-Bamboo Racing	Mercedes-AMG GT3	1:50.296	16	16	1.538	0.118	148.64
5	918	Panther/AAS Motorsport	Porsche 911 GT3 R	1:50.418	8	14	1.660	0.122	148.47
6	16	Modena Motorsports	Porsche 911 GT3 R	1:50.535	9	11	1.777	0.117	148.31
7	75	T2 Motorsports	Ferrari 488 GT3	1:51.449	14	14	2.691	0.914	147.10
8	8	ARN Racing	Porsche 911 GT3 R	1:51.726	10	13	2.968	0.277	146.73
9	59	Singha Plan-B by Absolute Racing	Audi R8 LMS GT3 2019	1:51.994	5	14	3.236	0.268	146.38
10	17	Anstone Racing	Mercedes-AMG GT3	1:52.062	6	14	3.304	0.068	146.29
11	888	Triple Eight Race Engineering Australi	Mercedes-AMG GT3	1:52.388	5	14	3.630	0.326	145.87
12	88	Craft-Bamboo Racing	Mercedes-AMG GT3	1:52.466	15	15	3.708	0.078	145.77
13	13	Audi Sport Asia Team Absolute Racing	Audi R8 LMS GT3 2019	2:05.099	3	5	16.341	12.633	131.05

CLASS : GT3 - GT3AM

POS	NO	NAME	ENTRY	TIME	ON	LAPS	GAP	DIFF	KPH
1	21	OpenRoad Racing	Porsche 911 GT3 R	1:52.236	11	12			146.07
2	128	Vattana Motorsport	Lamborghini Huracan GT3 EVO	1:52.695	12	12	0.459	0.459	145.47
3	51	AMAC Motorsport	Lamborghini Huracan GT3 EVO	1:54.158	11	16	1.922	1.463	143.61
4	26	B-Quik Racing	Audi R8 LMS GT3 2019	1:55.333	6	15	3.097	1.175	142.14

CLASS : GT4 - GT4AM

POS	NO	NAME	ENTRY	TIME	ON	LAPS	GAP	DIFF	KPH
1	81	BMW Team Studie	BMW M4 GT4	1:58.025	11	12			138.90
2	111	Team iRace.Win	Mercedes-AMG GT4	1:58.390	14	14	0.365	0.365	138.47
3	11	GTO Racing with TTR	Mercedes-AMG GT4	1:59.583	13	14	1.558	1.193	137.09
4	80	Racing Spirit Team	Porsche Cayman GT4 Clubsport MR	1:59.808	11	11	1.783	0.225	136.83
5	77	Craft-Bamboo Racing	Mercedes-AMG GT4	2:00.079	15	15	2.054	0.271	136.53
6	199	Team iRace.Win	Mercedes-AMG GT4	2:01.400	10	15	3.375	1.321	135.04

Weather / Track : Rain / Wet

These results are provisional until the conclusion of any judicial and technical matters.

Chang International

Circuit Length = 4.554 km

Start: 15:15 Flag 16:00 End: 16:05

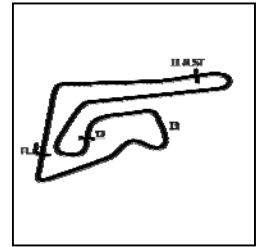
Race Director : Ravin	Stewards :	Timekeeper :
-----------------------	------------	--------------

Results can be found at www.tsl-timing.com

Printed - 16:07 Friday, 10 May 2019

Blancpain GT World Challenge Asia

FREE PRACTICE 2 - SECTOR ANALYSIS



SECTOR 1 = FL to I1, SECTOR 2 = I1 to I2 SECTOR 3 = I2 to I3, SECTOR 4 = I3 to FL, DIFF = Difference To Personal Best Lap, P = Crossed Finish Line in Pit Lane, D = Time Disallowed

P1 666 GT3PA Vincenzo Sospiri Racing				Lamborghini Huracan GT3 EVO					
IDEAL LAP TIME : 1:48.616		BEST LAP TIME : 1:48.758		DIFFERENCE : 0.142					
D1: Alex AU		D2: Frederik SCHANDORFF							
LAP	SECTOR 1	SECTOR 2	SECTOR 3	SPEED TRAP	LAP TIME	KPH	DIFF	TIME OF DAY	
1 - D1	OUTLAP	46.687	45.401	196.7				15:17:21.205	
2 - D1	26.726	1:11.329	46.062	234.7	2:24.117	113.75	35.359	15:19:45.322	
3 - D1	28.494	43.172	43.961	232.2	1:55.627	141.78	6.869	15:21:40.949	
4 - D1	OUTLAP	1:37.346	50.386	226.8	8:26.669	32.35	6:37.911	15:30:07.618	
5 - D1	26.668	41.670	44.374	239.4	1:52.712	145.45	3.954	15:32:00.330	
6 - D1	26.736	42.634	46.664	238.4	1:56.034	141.28	7.276	15:33:56.364	
7 - D1	43.358	42.891	45.181	237.3	2:11.430	124.73	22.672	15:36:07.794	
8 - D1	26.423	43.189	44.524	226.8	1:54.136	143.63	5.378	15:38:01.930	
9 - D1	26.100	43.349	IN PIT	209.3	2:00.608	P 135.93	11.850	15:40:02.538	
10 - D2	OUTLAP	44.455	46.065	169.8	4:30.753	60.55	2:41.995	15:44:33.291	
11 - D2	26.950	41.820	44.636	229.7	1:53.406	144.56	4.648	15:46:26.697	
12 - D2	26.077	40.821	43.626	240.0	1:50.524	(3) 148.33	1.766	15:48:17.221	
13 - D2	OUTLAP	42.825	45.910	198.5	8:51.796	30.82	7:03.038	15:57:09.017	
14 - D2	25.858	40.363	43.001	238.9	1:49.222	(2) 150.10	0.464	15:58:58.239	
15 - D2	25.829	39.786	43.143	239.4	1:48.758 (1)	150.74		16:00:46.997	

P2 27 GT3S HubAuto Corsa				Ferrari 488 GT3					
IDEAL LAP TIME : 1:48.759		BEST LAP TIME : 1:48.759		DIFFERENCE : 0.000					
D1: Yuya SAKAMOTO		D2: Andre HEIMGARTNER							
LAP	SECTOR 1	SECTOR 2	SECTOR 3	SPEED TRAP	LAP TIME	KPH	DIFF	TIME OF DAY	
1 - D2	OUTLAP	46.465	47.596	190.8				15:17:26.907	
2 - D2	26.109	43.437	50.051	230.2	1:59.597	137.08	10.838	15:19:26.504	
3 - D2	26.229	41.953	44.972	238.4	1:53.154	144.88	4.395	15:21:19.658	
4 - D1	OUTLAP	42.740	47.419	197.4	7:43.143	35.39	5:54.384	15:29:02.801	
5 - D1	25.850	41.534	46.551	239.4	1:53.935	143.89	5.176	15:30:56.736	
6 - D1	27.303	40.967	44.355	231.2	1:52.625	145.56	3.866	15:32:49.361	
7 - D1	25.997	40.458	43.735	241.0	1:50.190	(3) 148.78	1.431	15:34:39.551	
8 - D1	25.731	40.584	IN PIT	238.9	1:53.278	P 144.72	4.519	15:36:32.829	
9 - D1	OUTLAP	41.677	45.113	203.0	3:20.976	81.57	1:32.217	15:39:53.805	
10 - D1	27.694	42.756	44.792	193.8	1:55.242	142.26	6.483	15:41:49.047	
11 - D1	26.637	41.321	43.891	225.9	1:51.849	146.57	3.090	15:43:40.896	
12 - D1	27.286	40.799	44.956	236.8	1:53.041	145.03	4.282	15:45:33.937	
13 - D1	25.752	42.358	43.708	239.4	1:51.818	146.61	3.059	15:47:25.755	
14 - D1	25.770	40.131	43.634	241.0	1:49.535	(2) 149.67	0.776	15:49:15.290	
15 - D2	OUTLAP	41.449	45.649	205.3	8:01.586	34.04	6:12.827	15:57:16.876	
16 - D2	25.588	40.053	43.118	240.0	1:48.759 (1)	150.74		15:59:05.635	
17 - D2	57.976	42.079	IN PIT	225.9	2:29.298	P 109.80	40.539	16:01:34.933	

P3 912 GT3S Absolute Racing				Porsche 911 GT3 R					
IDEAL LAP TIME : 1:49.225		BEST LAP TIME : 1:49.467		DIFFERENCE : 0.242					
D1: Yuan BO		D2: Jono LESTER							
LAP	SECTOR 1	SECTOR 2	SECTOR 3	SPEED TRAP	LAP TIME	KPH	DIFF	TIME OF DAY	
1 - D2	OUTLAP	45.988	47.698	164.8				15:17:31.713	
2 - D2	27.338	44.632	45.381	192.5	1:57.351	139.70	7.884	15:19:29.064	
3 - D2	1:05.406	43.679	45.652	185.2	2:34.737	105.95	45.270	15:22:03.801	
4 - D2	OUTLAP	43.855	45.401	173.9	7:23.578	36.95	5:34.111	15:29:27.379	
5 - D2	27.613	42.529	44.864	222.6	1:55.006	142.55	5.539	15:31:22.385	
6 - D2	27.630	42.775	44.744	228.8	1:55.149	142.37	5.682	15:33:17.534	
7 - D2	26.881	41.852	44.085	216.0	1:52.818	145.31	3.351	15:35:10.352	
8 - D2	25.990	41.224	44.176	234.2	1:51.390	147.18	1.923	15:37:01.742	
9 - D2	25.844	41.146	47.138	236.3	1:54.128	143.64	4.661	15:38:55.870	
10 - D2	26.331	40.767	43.285	234.2	1:50.383	(2) 148.52	0.916	15:40:46.253	
11 - D2	26.182	40.413	44.119	233.7	1:50.714	(3) 148.07	1.247	15:42:36.967	
12 - D2	26.615	42.433	IN PIT	214.2	1:55.882	P 141.47	6.415	15:44:32.849	
13 - D1	OUTLAP	42.558	44.831	194.5	4:24.961	61.87	2:35.494	15:48:57.810	
14 - D1	OUTLAP	41.277	44.323	227.3	8:35.518	31.80	6:46.051	15:57:33.328	
15 - D1	26.090	41.301	46.489	231.7	1:53.880	143.96	4.413	15:59:27.208	
16 - D1	25.549	40.655	43.263	237.3	1:49.467 (1)	149.76		16:01:16.675	

Weather / Track : Rain / Wet

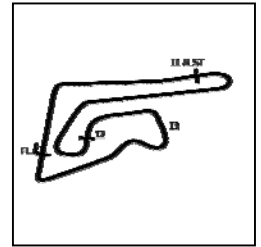
Chang International

Circuit Length = 4.554 km

Start: 15:15 Flag 16:00 End: 16:05

Blancpain GT World Challenge Asia

FREE PRACTICE 2 - SECTOR ANALYSIS



SECTOR 1 = FL to I1, SECTOR 2 = I1 to I2 SECTOR 3 = I2 to I3, SECTOR 4 = I3 to FL, DIFF = Difference To Personal Best Lap, P = Crossed Finish Line in Pit Lane, D = Time Disallowed

P4 61 GT3PA ABSSA Motorsport				McLaren 720S GT3				
IDEAL LAP TIME : 1:48.808		BEST LAP TIME : 1:49.506		DIFFERENCE : 0.698				
D1: Piti BHIROMBHAKDI		D2: Keita SAWA						
LAP	SECTOR 1	SECTOR 2	SECTOR 3	SPEED TRAP	LAP TIME	KPH	DIFF	TIME OF DAY
1 - D2	OUTLAP	46.449	57.881	160.2				15:18:01.696
2 - D2	26.760	43.876	45.291	206.8	1:55.927	141.42	6.421	15:19:57.623
3 - D2	26.854	42.177	44.213	238.9	1:53.244	144.77	3.738	15:21:50.867
4 - D2	OUTLAP	42.759	46.577	196.0	7:34.938	36.03	5:45.432	15:29:25.805
5 - D2	26.540	41.573	44.682	238.9	1:52.795	145.34	3.289	15:31:18.600
6 - D2	26.608	40.928	48.245	241.0	1:55.781	141.59	6.275	15:33:14.381
7 - D2	38.792	54.754	53.133	182.7	2:26.679	111.77	37.173	15:35:41.060
8 - D2	26.404	39.982	43.120	241.0	1:49.506 (1)	149.71		15:37:30.566
9 - D2	26.211	40.411	IN PIT	239.4	1:52.726	P 145.43	3.220	15:39:23.292
10 - D1	OUTLAP	43.327	46.383	186.8	4:46.669	57.18	2:57.163	15:44:09.961
11 - D1	26.743	41.880	45.411	225.9	1:54.034	143.76	4.528	15:46:03.995
12 - D1	26.322	42.571	44.787	229.7	1:53.680	144.21	4.174	15:47:57.675
13 - D1	OUTLAP	43.933	45.627	186.5	9:34.879	28.51	7:45.373	15:57:32.554
14 - D1	25.706	42.054	43.777	219.5	1:51.537	(2) 146.98	2.031	15:59:24.091
15 - D1	25.707	41.604	44.568	208.4	1:51.879	(3) 146.53	2.373	16:01:15.970

P5 97 GT3S Solite Indigo Racing				Mercedes-AMG GT3				
IDEAL LAP TIME : 1:49.008		BEST LAP TIME : 1:49.567		DIFFERENCE : 0.559				
D1: Roelof BRUINS		D2: Manuel METZGER						
LAP	SECTOR 1	SECTOR 2	SECTOR 3	SPEED TRAP	LAP TIME	KPH	DIFF	TIME OF DAY
1 - D2	OUTLAP	42.477	44.336	219.0				15:16:56.674
2 - D2	26.499	41.180	43.471	233.2	1:51.150	147.49	1.583	15:18:47.824
3 - D2	26.186	40.710	43.210	234.7	1:50.106	148.89	0.539	15:20:37.930
4 - D2	26.645	40.820	44.385	236.3	1:51.850	146.57	2.283	15:22:29.780
5 - D2	OUTLAP	41.460	44.604	218.6	9:06.708	29.98	7:17.141	15:31:36.488
6 - D2	28.243	41.307	43.385	232.7	1:52.935	145.16	3.368	15:33:29.423
7 - D2	26.744	40.677	43.092	233.2	1:50.513	148.34	0.946	15:35:19.936
8 - D2	26.479	40.388	43.200	232.7	1:50.067	(3) 148.94	0.500	15:37:10.003
9 - D2	26.550	42.032	IN PIT	225.9	1:57.360	P 139.69	7.793	15:39:07.363
10 - D1	OUTLAP	43.032	45.782	197.8	4:52.610	56.02	3:03.043	15:43:59.973
11 - D1	27.802	42.500	46.725	193.2	1:57.027	140.09	7.460	15:45:57.000
12 - D1	26.854	41.486	45.480	215.5	1:53.820	144.03	4.253	15:47:50.820
13 - D1	OUTLAP	41.080	43.497	229.2	9:07.858	29.92	7:18.291	15:56:58.678
14 - D1	25.993	40.354	43.303	234.2	1:49.650	(2) 149.51	0.083	15:58:48.328
15 - D1	26.304	39.923	43.340	235.8	1:49.567 (1)	149.62		16:00:37.895

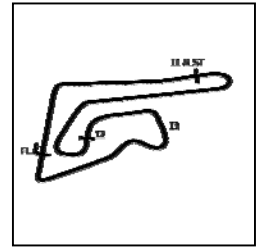
P6 999 GT3S Audi Sport Asia Team TSRT				Audi R8 LMS GT3 2019				
IDEAL LAP TIME : 1:49.799		BEST LAP TIME : 1:50.024		DIFFERENCE : 0.225				
D1: Weian CHEN		D2: Andre COUTO						
LAP	SECTOR 1	SECTOR 2	SECTOR 3	SPEED TRAP	LAP TIME	KPH	DIFF	TIME OF DAY
1 - D1	OUTLAP	45.636	49.717	169.0				15:17:52.422
2 - D1	28.210	42.941	45.610	206.8	1:56.761	140.40	6.737	15:19:49.183
3 - D1	42.082	42.270	45.502	230.7	2:09.854	126.25	19.830	15:21:59.037
4 - D1	OUTLAP	43.865	45.157	205.7	7:10.300	38.09	5:20.276	15:29:09.337
5 - D1	26.372	41.126	44.017	238.4	1:51.515	(3) 147.01	1.491	15:31:00.852
6 - D1	27.068	41.031	43.934	238.4	1:52.033	146.33	2.009	15:32:52.885
7 - D1	26.937	40.640	43.397	237.3	1:50.974	(2) 147.73	0.950	15:34:43.859
8 - D1	26.170	40.445	43.409	240.5	1:50.024 (1)	149.00		15:36:33.883
9 - D1	26.226	40.374	IN PIT	240.0	1:52.139	P 146.19	2.115	15:38:26.022
10 - D2	OUTLAP	43.452	45.478	199.2	4:32.845	60.08	2:42.821	15:42:58.867
11 - D2	27.801	41.965	45.639	226.8	1:55.405	142.05	5.381	15:44:54.272
12 - D2	27.066	41.042	45.135	235.8	1:53.243	144.77	3.219	15:46:47.515
13 - D2	26.428	41.224	44.462	236.3	1:52.114	146.22	2.090	15:48:39.629
14 - D2	OUTLAP	41.896	44.194	219.9	8:39.672	31.54	6:49.648	15:57:19.301
15 - D2	27.210	40.843	43.805	236.8	1:51.858	146.56	1.834	15:59:11.159
16 - D2	27.449	41.004	43.255	238.9	1:51.708	146.76	1.684	16:01:02.867

Weather / Track : Rain / Wet

Chang International
Circuit Length = 4.554 km
Start: 15:15 Flag 16:00 End: 16:05

Blancpain GT World Challenge Asia

FREE PRACTICE 2 - SECTOR ANALYSIS



SECTOR 1 = FL to I1, SECTOR 2 = I1 to I2 SECTOR 3 = I2 to I3, SECTOR 4 = I3 to FL, DIFF = Difference To Personal Best Lap, P = Crossed Finish Line in Pit Lane, D = Time Disallowed

P7 12 GT3S Audi Sport Asia Team Absolute Racing		Audi R8 LMS GT3 2019						
IDEAL LAP TIME : 1:49.492		BEST LAP TIME : 1:50.040		DIFFERENCE : 0.548				
D1: Weiron TAN		D2: Martin RUMP						
LAP	SECTOR 1	SECTOR 2	SECTOR 3	SPEED TRAP	LAP TIME	KPH	DIFF	TIME OF DAY
1 - D2	OUTLAP	44.352	46.965	207.2				15:17:19.728
2 - D2	28.535	44.479	45.639	200.0	1:58.653	138.17	8.613	15:19:18.381
3 - D2	27.410	42.871	46.364	233.7	1:56.645	140.54	6.605	15:21:15.026
4 - D1	OUTLAP	48.040	46.380	160.9	8:06.840	33.67	6:16.800	15:29:21.866
5 - D1	26.821	43.011	45.029	237.8	1:54.861	142.73	4.821	15:31:16.727
6 - D1	26.741	42.382	44.532	238.4	1:53.655	144.24	3.615	15:33:10.382
7 - D1	31.444	41.864	43.983	233.7	1:57.291	139.77	7.251	15:35:07.673
8 - D1	26.741	41.854	44.361	236.8	1:52.956	145.13	2.916	15:37:00.629
9 - D1	26.233	40.834	43.505	238.9	1:50.572	(3) 148.26	0.532	15:38:51.201
10 - D1	26.296	40.963	IN PIT	237.3	1:52.280	P 146.01	2.240	15:40:43.481
11 - D1	OUTLAP	41.886	43.785	233.2	4:55.644	55.45	3:05.604	15:45:39.125
12 - D1	26.210	41.161	44.036	238.4	1:51.407	147.15	1.367	15:47:30.532
13 - D1	26.145	40.222	43.673	239.4	1:50.040	(1) 148.98		15:49:20.572
14 - D2	OUTLAP	43.557	45.667	186.5	8:04.093	33.86	6:14.053	15:57:24.665
15 - D2	26.320	41.069	43.657	223.1	1:51.046	147.63	1.006	15:59:15.711
16 - D2	25.934	40.894	43.336	239.4	1:50.164	(2) 148.81	0.124	16:01:05.875

P8 910 GT3PA JRM		Porsche 911 GT3 R						
IDEAL LAP TIME : 1:49.998		BEST LAP TIME : 1:50.178		DIFFERENCE : 0.180				
D1: CHAO LI		D2: Chris VAN DER DRIFT						
LAP	SECTOR 1	SECTOR 2	SECTOR 3	SPEED TRAP	LAP TIME	KPH	DIFF	TIME OF DAY
1 - D2	OUTLAP	47.895	47.511	131.8				15:17:45.502
2 - D2	27.001	42.997	45.466	210.1	1:55.464	141.98	5.286	15:19:40.966
3 - D2	26.961	41.849	43.894	221.3	1:52.704	145.46	2.526	15:21:33.670
4 - D2	OUTLAP	45.474	44.375	182.1	7:56.423	34.41	6:06.245	15:29:30.093
5 - D2	26.373	41.984	45.112	226.4	1:53.469	144.48	3.291	15:31:23.562
6 - D2	26.817	42.013	43.751	232.7	1:52.581	145.62	2.403	15:33:16.143
7 - D2	27.910	41.014	43.271	233.7	1:52.135	(2) 146.20	1.957	15:35:08.278
8 - D2	26.478	41.531	44.700	232.2	1:52.709	145.45	2.531	15:37:00.987
9 - D2	26.126	40.867	45.971	233.7	1:52.964	145.12	2.786	15:38:53.951
10 - D2	26.187	40.661	43.330	233.2	1:50.178	(1) 148.79		15:40:44.129
11 - D2	48.335	42.565	IN PIT	189.4	2:18.514	P 118.35	28.336	15:43:02.643
12 - D1	OUTLAP	48.364	47.563	179.1	4:28.407	61.08	2:38.229	15:47:31.050
13 - D1	OUTLAP	43.239	44.844	216.4	10:15.026	26.65	8:24.848	15:57:46.076
14 - D1	26.141	41.948	44.142	233.7	1:52.231	(3) 146.07	2.053	15:59:38.307
15 - D1	26.643	41.692	44.244	214.2	1:52.579	145.62	2.401	16:01:30.886

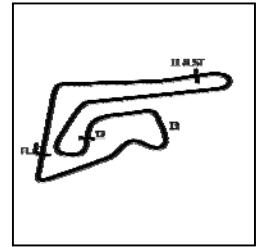
P9 55 GT3PA Craft-Bamboo Racing		Mercedes-AMG GT3						
IDEAL LAP TIME : 1:49.332		BEST LAP TIME : 1:50.296		DIFFERENCE : 0.964				
D1: Daniel AU		D2: Melvin MOH						
LAP	SECTOR 1	SECTOR 2	SECTOR 3	SPEED TRAP	LAP TIME	KPH	DIFF	TIME OF DAY
1 - D1	OUTLAP	52.107	53.057	118.6				15:17:52.222
2 - D1	32.963	50.292	55.425	141.9	2:18.680	118.21	28.384	15:20:10.902
3 - D1	30.488	47.229	52.555	190.1	2:10.272	125.84	19.976	15:22:21.174
4 - D2	OUTLAP	44.761	45.958	158.8	7:19.241	37.32	5:28.945	15:29:40.415
5 - D2	26.698	42.121	44.692	232.2	1:53.511	144.43	3.215	15:31:33.926
6 - D2	27.841	41.419	43.664	230.7	1:52.924	145.18	2.628	15:33:26.850
7 - D2	26.708	40.987	43.513	233.2	1:51.208	147.42	0.912	15:35:18.058
8 - D2	26.425	40.917	43.865	235.2	1:51.207	147.42	0.911	15:37:09.265
9 - D2	26.937	41.239	IN PIT	232.7	1:56.899	P 140.24	6.603	15:39:06.164
10 - D2	OUTLAP	41.685	43.756	224.5	3:20.930	81.59	1:30.634	15:42:27.094
11 - D2	26.092	40.665	44.333	235.2	1:51.090	(3) 147.57	0.794	15:44:18.184
12 - D2	31.605	41.060	43.739	222.2	1:56.404	140.84	6.108	15:46:14.588
13 - D2	26.150	40.392	44.843	234.7	1:51.385	147.18	1.089	15:48:05.973
14 - D2	OUTLAP	42.167	48.063	219.9	9:17.783	29.39	7:27.487	15:57:23.756
15 - D2	25.917	41.925	43.200	234.2	1:51.036	(2) 147.64	0.740	15:59:14.792
16 - D2	26.199	41.068	43.029	234.2	1:50.296	(1) 148.64		16:01:05.088

Weather / Track : Rain / Wet

Chang International
Circuit Length = 4.554 km
Start: 15:15 Flag 16:00 End: 16:05

Blancpain GT World Challenge Asia

FREE PRACTICE 2 - SECTOR ANALYSIS



SECTOR 1 = FL to I1, SECTOR 2 = I1 to I2 SECTOR 3 = I2 to I3, SECTOR 4 = I3 to FL, DIFF = Difference To Personal Best Lap, P = Crossed Finish Line in Pit Lane, D = Time Disallowed

P10 918 GT3PA Panther/AAS Motorsport				Porsche 911 GT3 R				
IDEAL LAP TIME : 1:50.153		BEST LAP TIME : 1:50.418		DIFFERENCE : 0.265				
D1: Vutthikorn INTHRAPHUVA		D2: Alexandre IMPERATORI						
LAP	SECTOR 1	SECTOR 2	SECTOR 3	SPEED TRAP	LAP TIME	KPH	DIFF	TIME OF DAY
1 - D2	OUTLAP	47.431	46.995	132.5				15:17:36.889
2 - D2	28.500	43.670	45.205	210.1				15:19:34.264
3 - D2	27.345	42.114	44.823	216.0	1:54.282 (3)	143.45	3.864	15:21:28.546
4 - D2	OUTLAP	43.736	47.117	184.3	8:19.612	32.81	6:29.194	15:29:48.158
5 - D2	27.334	42.777	46.335	202.6	1:56.446	140.78	6.028	15:31:44.604
6 - D2	27.147	42.654	45.080	237.3	1:54.881	142.70	4.463	15:33:39.485
7 - D2	26.534	40.784	43.564	235.8	1:50.882 (2)	147.85	0.464	15:35:30.367
8 - D2	26.206	40.821	43.391	237.8	1:50.418 (1)	148.47		15:37:20.785
9 - D2	27.749	40.556	IN PIT	234.2	1:55.800	P 141.57	5.382	15:39:16.585
10 - D1	OUTLAP	44.405	46.608	196.0	5:28.394	49.92	3:37.976	15:44:44.979
11 - D1	26.766	42.658	45.370	192.5	1:54.794	142.81	4.376	15:46:39.773
12 - D1	34.275	42.175	45.487	222.6	2:01.937	134.44	11.519	15:48:41.710
13 - D1	OUTLAP	42.154	IN PIT	225.9	9:01.123	P 30.29	7:10.705	15:57:42.833
14 - D1	OUTLAP	41.534	45.575	216.8	3:32.933	76.99	1:42.515	16:01:15.766

P11 16 GT3PA Modena Motorsports				Porsche 911 GT3 R				
IDEAL LAP TIME : 1:50.535		BEST LAP TIME : 1:50.535		DIFFERENCE : 0.000				
D1: John SHEN		D2: Benny SIMONSEN						
LAP	SECTOR 1	SECTOR 2	SECTOR 3	SPEED TRAP	LAP TIME	KPH	DIFF	TIME OF DAY
1 - D2	OUTLAP	45.073	47.124	170.8				15:31:43.072
2 - D2	27.185	44.525	46.346	197.8	1:58.056	138.86	7.521	15:33:41.128
3 - D2	28.568	42.142	45.224	170.0	1:55.934	141.41	5.399	15:35:37.062
4 - D2	53.641	44.494	IN PIT	168.2	2:27.085	P 111.46	36.550	15:38:04.147
5 - D2	OUTLAP	42.683	45.142	198.1	3:34.237	76.52	1:43.702	15:41:38.384
6 - D2	26.189	42.625	44.280	209.7	1:53.094	144.96	2.559	15:43:31.478
7 - D2	27.114	41.517	44.404	228.3	1:53.035 (3)	145.03	2.500	15:45:24.513
8 - D2	26.401	41.136	43.748	231.7	1:51.285 (2)	147.31	0.750	15:47:15.798
9 - D2	26.156	40.777	43.602	232.2	1:50.535 (1)	148.31		15:49:06.333
10 - D1	OUTLAP	50.617	49.388	163.3	9:23.342	29.10	7:32.807	15:58:29.675
11 - D1	27.351	42.592	45.514	231.7	1:55.457	141.99	4.922	16:00:25.132

P12 99 GT3S Craft-Bamboo Racing				Mercedes-AMG GT3				
IDEAL LAP TIME : 1:50.543		BEST LAP TIME : 1:50.695		DIFFERENCE : 0.152				
D1: Darryl O'YOUNG		D2: Christina NIELSEN						
LAP	SECTOR 1	SECTOR 2	SECTOR 3	SPEED TRAP	LAP TIME	KPH	DIFF	TIME OF DAY
1 - D1	OUTLAP	45.023	46.673	173.3				15:17:25.068
2 - D1	26.420	43.964	45.714	226.8	1:56.098	141.21	5.403	15:19:21.166
3 - D1	27.087	43.024	45.900	234.2	1:56.011	141.31	5.316	15:21:17.177
4 - D1	OUTLAP	43.104	48.291	219.0	7:49.123	34.94	5:58.428	15:29:06.300
5 - D1	26.488	41.538	45.104	236.8	1:53.130	144.91	2.435	15:30:59.430
6 - D1	27.168	41.607	43.948	235.8	1:52.723 (3)	145.43	2.028	15:32:52.153
7 - D1	56.432	48.013	48.151	186.5	2:32.596	107.43	41.901	15:35:24.749
8 - D1	26.575	42.204	IN PIT	237.3	1:56.432	P 140.80	5.737	15:37:21.181
9 - D1	OUTLAP	42.144	44.295	227.8	4:06.176	66.59	2:15.481	15:41:27.357
10 - D1	27.193	41.294	43.886	232.2	1:52.373 (2)	145.89	1.678	15:43:19.730
11 - D1	26.224	40.659	43.812	235.8	1:50.695 (1)	148.10		15:45:10.425
12 - D1	26.096	40.635	IN PIT	235.8	1:53.394	P 144.57	2.699	15:47:03.819
13 - D2	OUTLAP	47.213	47.300	154.5	11:21.381	24.06	9:30.686	15:58:25.200
14 - D2	26.441	42.424	45.136	216.0	1:54.001	143.80	3.306	16:00:19.201

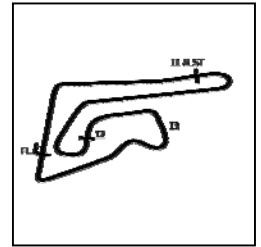
P13 75 GT3PA T2 Motorsports				Ferrari 488 GT3				
IDEAL LAP TIME : 1:51.449		BEST LAP TIME : 1:51.449		DIFFERENCE : 0.000				
D1: David TJIPTOBIANTORO		D2: Rio HARYANTO						
LAP	SECTOR 1	SECTOR 2	SECTOR 3	SPEED TRAP	LAP TIME	KPH	DIFF	TIME OF DAY
1 - D1	OUTLAP	50.104	50.117	130.7				15:17:41.797
2 - D1	1:03.843	56.473	49.712	143.8	2:50.028	96.42	58.579	15:20:31.825
3 - D1	OUTLAP	49.050	53.834	155.8	9:29.340	28.79	7:37.891	15:30:01.165

Weather / Track : Rain / Wet

Chang International
Circuit Length = 4.554 km
Start: 15:15 Flag 16:00 End: 16:05

Blancpain GT World Challenge Asia

FREE PRACTICE 2 - SECTOR ANALYSIS



SECTOR 1 = FL to I1, SECTOR 2 = I1 to I2 SECTOR 3 = I2 to I3, SECTOR 4 = I3 to FL, DIFF = Difference To Personal Best Lap, P = Crossed Finish Line in Pit Lane, D = Time Disallowed

4 - D1	30.872	48.262	49.133	146.7	2:08.267	127.81	16.818	15:32:09.432
5 - D1	31.060	46.955	47.836	179.4	2:05.851	130.26	14.402	15:34:15.283
6 - D1	28.224	44.122	47.557	200.3	1:59.903 (2)	136.73	8.454	15:36:15.186
7 - D1	29.798	47.641	48.780	170.8	2:06.219	129.88	14.770	15:38:21.405
8 - D1	29.004	43.895	47.414	193.2	2:00.313 (3)	136.26	8.864	15:40:21.718
9 - D1	28.192	43.429	49.711	191.4	2:01.332	135.12	9.883	15:42:23.050
10 - D1	27.753	44.077	IN PIT	205.7	2:04.317 P	131.87	12.868	15:44:27.367
11 - D2	OUTLAP	43.191	46.343	203.7	3:23.952	80.38	1:32.503	15:47:51.319
12 - D2	OUTLAP	42.468	44.668	221.3	9:11.094	29.74	7:19.645	15:57:02.413
13 - D2	41.398	41.703	44.362	198.5	2:07.463	128.62	16.014	15:59:09.876
14 - D2	26.492	40.951	44.006	239.4	1:51.449 (1)	147.10		16:01:01.325

P14 911 GT3S Absolute Racing				Porsche 911 GT3 R				
IDEAL LAP TIME : 1:50.582		BEST LAP TIME : 1:51.588		DIFFERENCE : 1.006				
D1: Tanart SATHIENTHIRAKUI		D2: Philip HAMPRECHT						
LAP	SECTOR 1	SECTOR 2	SECTOR 3	SPEED TRAP	LAP TIME	KPH	DIFF	TIME OF DAY
1 - D2	OUTLAP	47.198	50.397	159.5				15:17:56.950
2 - D2	29.440	45.624	47.654	154.0	2:02.718	133.59	11.130	15:19:59.668
3 - D2	27.861	43.235	46.635	201.4	1:57.731	139.25	6.143	15:21:57.399
4 - D2	OUTLAP	44.068	45.574	175.3	7:30.983	36.35	5:39.395	15:29:28.382
5 - D2	27.055	42.729	45.813	215.5	1:55.597	141.82	4.009	15:31:23.979
6 - D2	26.945	42.181	45.055	230.7	1:54.181 (3)	143.58	2.593	15:33:18.160
7 - D2	26.773	41.784	43.964	221.3	1:52.521 (2)	145.70	0.933	15:35:10.681
8 - D2	26.229	41.159	IN PIT	235.8	1:53.414 P	144.55	1.826	15:37:04.095
9 - D2	OUTLAP	41.416	43.538	208.4	3:32.980	76.97	1:41.392	15:40:37.075
10 - D2	26.166	41.266	IN PIT	233.2	1:52.512 P	145.71	0.924	15:42:29.587
11 - D1	OUTLAP	47.068	46.496	206.8	3:52.642	70.47	2:01.054	15:46:22.229
12 - D1	26.341	41.516	43.731	230.2	1:51.588 (1)	146.91		15:48:13.817
13 - D1	OUTLAP	44.172	IN PIT	219.0	9:15.883 P	29.49	7:24.295	15:57:29.700
14 - D1	OUTLAP	41.994	44.233	217.3	3:39.394	74.72	1:47.806	16:01:09.094

P15 8 GT3PA ARN Racing				Porsche 911 GT3 R				
IDEAL LAP TIME : 1:49.291		BEST LAP TIME : 1:51.726		DIFFERENCE : 2.435				
D1: Hiroaki NAGAI		D2: Yuta KAMMURA						
LAP	SECTOR 1	SECTOR 2	SECTOR 3	SPEED TRAP	LAP TIME	KPH	DIFF	TIME OF DAY
1 - D1	OUTLAP	46.261	49.627	163.6				15:21:00.910
2 - D1	OUTLAP	44.631	46.586	202.6	8:22.792	32.60	6:31.066	15:29:23.702
3 - D1	27.910	43.595	46.153	225.9	1:57.658	139.33	5.932	15:31:21.360
4 - D1	28.452	44.647	45.452	225.0	1:58.551	138.28	6.825	15:33:19.911
5 - D1	27.352	43.162	45.486	198.8	1:56.000	141.33	4.274	15:35:15.911
6 - D1	26.642	41.634	44.479	235.2	1:52.755 (3)	145.39	1.029	15:37:08.666
7 - D1	26.250	42.003	IN PIT	235.8	1:55.622 P	141.79	3.896	15:39:04.288
8 - D2	OUTLAP	42.251	43.913	180.6	3:48.197	71.84	1:56.471	15:42:52.485
9 - D2	26.248	41.692	43.899	210.1	1:51.839 (2)	146.58	0.113	15:44:44.324
10 - D2	26.486	41.945	43.295	203.0	1:51.726 (1)	146.73		15:46:36.050
11 - D2	26.202	40.267	IN PIT	234.2	1:51.571 P	146.94		15:48:27.621
12 - D2	OUTLAP	41.699	IN PIT	228.3	9:08.374 P	29.89	7:16.648	15:57:35.995
13 - D2	OUTLAP	40.771	42.822	233.2	3:15.095	84.03	1:23.369	16:00:51.090

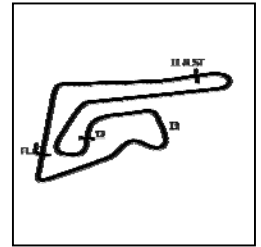
P16 59 GT3PA Singha Plan-B by Absolute Racing				Audi R8 LMS GT3 2019				
IDEAL LAP TIME : 1:50.810		BEST LAP TIME : 1:51.994		DIFFERENCE : 1.184				
D1: Bhurit BHIROMBHAKDI		D2: Kantasak KUSIRI						
LAP	SECTOR 1	SECTOR 2	SECTOR 3	SPEED TRAP	LAP TIME	KPH	DIFF	TIME OF DAY
1 - D2	OUTLAP	46.488	47.175	173.3				15:17:30.778
2 - D2	27.619	46.261	48.816	188.8	2:02.696	133.61	10.702	15:19:33.474
3 - D2	26.960	43.652	45.521	228.3	1:56.133	141.16	4.139	15:21:29.607
4 - D2	OUTLAP	44.890	45.904	209.3	7:43.626	35.36	5:51.632	15:29:13.233
5 - D2	26.215	41.696	44.083	238.9	1:51.994 (1)	146.38		15:31:05.227
6 - D2	27.128	41.257	47.059	238.9	1:55.444 (3)	142.01	3.450	15:33:00.671
7 - D2	26.664	41.123	IN PIT	238.9	1:54.611 P	143.04	2.617	15:34:55.282
8 - D2	OUTLAP	41.330	45.238	230.2	5:50.008	46.84	3:58.014	15:40:45.290
9 - D2	29.166	40.642	43.953	235.8	1:53.761 (2)	144.11	1.767	15:42:39.051

Weather / Track : Rain / Wet

Chang International
Circuit Length = 4.554 km
Start: 15:15 Flag 16:00 End: 16:05

Blancpain GT World Challenge Asia

FREE PRACTICE 2 - SECTOR ANALYSIS



SECTOR 1 = FL to I1, SECTOR 2 = I1 to I2 SECTOR 3 = I2 to I3, SECTOR 4 = I3 to FL, DIFF = Difference To Personal Best Lap, P = Crossed Finish Line in Pit Lane, D = Time Disallowed

10 - D2	26.928	42.606	49.446	238.4	1:58.980	137.79	6.986	15:44:38.031
11 - D2	31.839	45.107	IN PIT	205.7	2:05.387	P 130.75	13.393	15:46:43.418
12 - D1	OUTLAP	43.706	47.594	214.7	10:34.187	25.85	8:42.193	15:57:17.605
13 - D1	26.922	43.596	45.117	196.7	1:55.635	141.77	3.641	15:59:13.240
14 - D1	26.672	43.507	46.615	224.5	1:56.794	140.37	4.800	16:01:10.034

P17 17 GT3PA Anstone Racing

Mercedes-AMG GT3

IDEAL LAP TIME : 1:52.062 BEST LAP TIME : 1:52.062 DIFFERENCE : 0.000
 D1: Xu WEI D2: Naoki YOKOMIZO

LAP	SECTOR 1	SECTOR 2	SECTOR 3	SPEED TRAP	LAP TIME	KPH	DIFF	TIME OF DAY
1 - D2	OUTLAP	45.750	52.177	167.4				15:18:07.048
2 - D2	27.529	43.292	47.901	210.1	1:58.722	138.09	6.660	15:20:05.770
3 - D2	27.805	42.499	45.041	222.2	1:55.345	142.13	3.283	15:22:01.115
4 - D2	OUTLAP	43.841	44.613	226.8	10:14.444	26.68	8:22.382	15:32:15.559
5 - D2	27.210	41.542	44.374	236.3	1:53.126	(2) 144.92	1.064	15:34:08.685
6 - D2	26.851	40.952	44.259	237.8	1:52.062	(1) 146.29		15:36:00.747
7 - D2	27.939	42.514	IN PIT	237.3	2:01.665	P 134.75	9.603	15:38:02.412
8 - D1	OUTLAP	45.827	49.114	160.4	4:06.941	66.38	2:14.879	15:42:09.353
9 - D1	29.339	43.778	46.866	191.8	1:59.983	136.63	7.921	15:44:09.336
10 - D1	29.961	42.801	46.460	223.6	1:59.222	137.51	7.160	15:46:08.558
11 - D1	27.441	43.912	48.156	215.5	1:59.509	137.18	7.447	15:48:08.067
12 - D1	OUTLAP	46.322	46.598	174.4	9:18.632	29.34	7:26.570	15:57:26.699
13 - D1	27.254	42.395	44.488	191.4	1:54.137	(3) 143.63	2.075	15:59:20.836
14 - D1	26.991	41.951	45.464	229.2	1:54.406	143.30	2.344	16:01:15.242

P18 21 GT3AM OpenRoad Racing

Porsche 911 GT3 R

IDEAL LAP TIME : 1:51.557 BEST LAP TIME : 1:52.236 DIFFERENCE : 0.679
 D1: Philippe DESCOMBES D2: Francis TJIA

LAP	SECTOR 1	SECTOR 2	SECTOR 3	SPEED TRAP	LAP TIME	KPH	DIFF	TIME OF DAY
1 - D1	OUTLAP	44.288	49.925	196.3				15:21:17.786
2 - D1	OUTLAP	43.135	45.920	204.9	7:43.115	35.40	5:50.879	15:29:00.901
3 - D1	26.504	42.454	44.603	223.1	1:53.561	(3) 144.36	1.325	15:30:54.462
4 - D1	2:00.069	42.892	47.892	200.0	3:30.853	77.75	1:38.617	15:34:25.315
5 - D1	28.750	42.272	IN PIT	206.8	2:03.173	P 133.10	10.937	15:36:28.488
6 - D2	OUTLAP	48.235	48.714	188.4	6:34.379	41.57	4:42.143	15:43:02.867
7 - D2	28.369	44.476	46.936	205.3	1:59.781	136.86	7.545	15:45:02.648
8 - D2	26.987	42.157	46.304	232.7	1:55.448	142.00	3.212	15:46:58.096
9 - D2	27.377	42.252	45.458	233.2	1:55.087	142.45	2.851	15:48:53.183
10 - D2	OUTLAP	43.310	45.960	200.0	9:04.723	30.09	7:12.487	15:57:57.906
11 - D2	26.158	41.146	44.932	237.8	1:52.236	(1) 146.07		15:59:50.142
12 - D2	27.027	41.665	44.253	232.7	1:52.945	(2) 145.15	0.709	16:01:43.087

P19 888 GT3PA Triple Eight Race Engineering Australia

Mercedes-AMG GT3

IDEAL LAP TIME : 1:51.870 BEST LAP TIME : 1:52.388 DIFFERENCE : 0.518
 D1: HH Prince Abdul Rahman D2: Jazeman JAAFAR

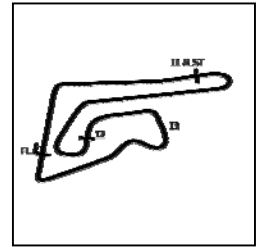
LAP	SECTOR 1	SECTOR 2	SECTOR 3	SPEED TRAP	LAP TIME	KPH	DIFF	TIME OF DAY
1 - D2	OUTLAP	45.174	45.292	188.8				15:17:06.932
2 - D2	27.033	42.237	44.850	222.2	1:54.120	143.65	1.732	15:19:01.052
3 - D2	27.400	43.736	45.659	206.8	1:56.795	140.36	4.407	15:20:57.847
4 - D2	OUTLAP	42.518	45.254	208.0	11:43.501	23.30	9:51.113	15:32:41.348
5 - D2	26.856	41.165	44.367	237.8	1:52.388	(1) 145.87		15:34:33.736
6 - D2	27.523	41.673	45.563	235.8	1:54.759	142.85	2.371	15:36:28.495
7 - D2	27.104	41.147	45.091	237.3	1:53.342	(3) 144.64	0.954	15:38:21.837
8 - D2	26.771	42.061	IN PIT	238.4	1:59.396	P 137.31	7.008	15:40:21.233
9 - D1	OUTLAP	49.819	47.971	155.6	4:20.516	62.93	2:28.128	15:44:41.749
10 - D1	27.818	43.629	47.855	217.7	1:59.302	137.41	6.914	15:46:41.051
11 - D1	27.705	42.676	46.222	225.4	1:56.603	140.60	4.215	15:48:37.654
12 - D1	OUTLAP	43.136	44.911	215.5	9:00.415	30.33	7:08.027	15:57:38.069
13 - D1	26.356	41.605	44.727	237.8	1:52.688	(2) 145.48	0.300	15:59:30.757
14 - D1	27.618	41.488	44.743	230.2	1:53.849	144.00	1.461	16:01:24.606

Weather / Track : Rain / Wet

Chang International
 Circuit Length = 4.554 km
 Start: 15:15 Flag 16:00 End: 16:05

Blancpain GT World Challenge Asia

FREE PRACTICE 2 - SECTOR ANALYSIS



SECTOR 1 = FL to I1, SECTOR 2 = I1 to I2 SECTOR 3 = I2 to I3, SECTOR 4 = I3 to FL, DIFF = Difference To Personal Best Lap, P = Crossed Finish Line in Pit Lane, D = Time Disallowed

P20 88 GT3PA Craft-Bamboo Racing				Mercedes-AMG GT3				
IDEAL LAP TIME : 1:51.131		BEST LAP TIME : 1:52.466		DIFFERENCE : 1.335				
D1: Jeffrey LEE		D2: Alessio PICARIELLO						
LAP	SECTOR 1	SECTOR 2	SECTOR 3	SPEED TRAP	LAP TIME	KPH	DIFF	TIME OF DAY
1 - D2	OUTLAP	42.597	44.466	186.8				15:17:08.193
2 - D2	33.581	41.089	43.567	224.5	1:58.237	138.65	5.771	15:19:06.430
3 - D2	26.927	42.515	43.752	221.3	1:53.194 (2)	144.83	0.728	15:20:59.624
4 - D1	OUTLAP	49.464	49.330	190.1	8:54.160	30.69	7:01.694	15:29:53.784
5 - D1	28.136	45.437	47.900	213.4	2:01.473	134.96	9.007	15:31:55.257
6 - D1	28.980	44.615	49.449	192.8	2:03.044	133.24	10.578	15:33:58.301
7 - D1	27.196	43.789	46.747	219.5	1:57.732	139.25	5.266	15:35:56.033
8 - D1	29.384	44.217	46.645	228.3	2:00.246	136.34	7.780	15:37:56.279
9 - D1	27.957	42.800	46.028	233.2	1:56.785	140.38	4.319	15:39:53.064
10 - D1	27.093	43.350	45.086	228.3	1:55.529	141.90	3.063	15:41:48.593
11 - D1	27.017	44.678	46.420	231.7	1:58.115	138.80	5.649	15:43:46.708
12 - D1	27.876	56.992	IN PIT	196.0	2:26.324 P	112.04	33.858	15:46:13.032
13 - D2		43.607	47.947	208.0	10:34.268	25.84	8:41.802	15:56:47.300
14 - D2	26.935	42.074	45.335	233.2	1:54.344 (3)	143.37	1.878	15:58:41.644
15 - D2	26.475	41.349	44.642	233.2	1:52.466 (1)	145.77		16:00:34.110

P21 128 GT3AM Vattana Motorsport				Lamborghini Huracan GT3 EVO				
IDEAL LAP TIME : 1:52.695		BEST LAP TIME : 1:52.695		DIFFERENCE : 0.000				
D1: Chonsawat ASAVAHAHAME		D2: Akihiro ASAI						
LAP	SECTOR 1	SECTOR 2	SECTOR 3	SPEED TRAP	LAP TIME	KPH	DIFF	TIME OF DAY
1 - D1	OUTLAP	49.787	45.794	154.7				15:21:02.997
2 - D1	OUTLAP	44.717	46.265	203.0	9:01.671	30.26	7:08.976	15:30:04.668
3 - D1	46.914	44.750	45.607	202.2	2:17.271	119.43	24.576	15:32:21.939
4 - D1	29.469	44.679	45.728	225.4	1:59.876	136.76	7.181	15:34:21.815
5 - D1	27.274	42.868	46.915	232.7	1:57.057 (3)	140.05	4.362	15:36:18.872
6 - D1	27.721	43.812	46.242	210.5	1:57.775	139.20	5.080	15:38:16.647
7 - D1	27.511	44.073	45.456	233.7	1:57.040 (2)	140.07	4.345	15:40:13.687
8 - D1	27.217	43.010	IN PIT	231.7	2:02.009 P	134.37	9.314	15:42:15.696
9 - D2	OUTLAP	46.298	47.720	182.7	5:51.006	46.70	3:58.311	15:48:06.702
10 - D2	OUTLAP	43.770	45.014	194.9	9:12.077	29.69	7:19.382	15:57:18.779
11 - D2	28.497	44.939	1:02.409	216.8	2:15.845	120.68	23.150	15:59:34.624
12 - D2	26.748	41.689	44.258	231.7	1:52.695 (1)	145.47		16:01:27.319

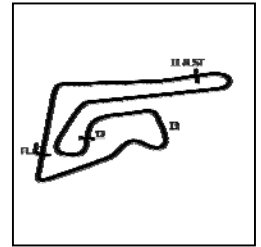
P22 51 GT3AM AMAC Motorsport				Lamborghini Huracan GT3 EVO				
IDEAL LAP TIME : 1:53.332		BEST LAP TIME : 1:54.158		DIFFERENCE : 0.826				
D1: Andrew MACPHERSON		D2: William Ben PORTER						
LAP	SECTOR 1	SECTOR 2	SECTOR 3	SPEED TRAP	LAP TIME	KPH	DIFF	TIME OF DAY
1 - D1	OUTLAP	46.908	50.981	180.3				15:17:53.427
2 - D1	29.573	45.493	47.618	194.9	2:02.684	133.63	8.526	15:19:56.111
3 - D1	29.558	46.375	50.682	208.0	2:06.615	129.48	12.457	15:22:02.726
4 - D2	OUTLAP	47.838	48.249	151.6	7:43.342	35.38	5:49.184	15:29:46.068
5 - D2	26.965	44.974	47.810	207.6	1:59.749	136.90	5.591	15:31:45.817
6 - D2	27.833	44.157	46.639	199.2	1:58.629	138.19	4.471	15:33:44.446
7 - D2	27.768	43.506	46.539	179.7	1:57.813	139.15	3.655	15:35:42.259
8 - D2	29.209	43.295	IN PIT	228.3	2:00.392 P	136.17	6.234	15:37:42.651
9 - D2	OUTLAP	43.019	44.513	209.3	3:26.897	79.23	1:32.739	15:41:09.548
10 - D2	26.651	42.765	45.330	235.8	1:54.746 (3)	142.87	0.588	15:43:04.294
11 - D2	26.807	42.544	44.807	219.9	1:54.158 (1)	143.61		15:44:58.452
12 - D2	26.820	42.355	46.859	235.2	1:56.034	141.28	1.876	15:46:54.486
13 - D2	28.285	43.004	IN PIT	230.7	1:58.492 P	138.35	4.334	15:48:52.978
14 - D1	OUTLAP	44.550	45.894	218.1	8:17.441	32.95	6:23.283	15:57:10.419
15 - D1	26.464	42.626	45.113	227.3	1:54.203 (2)	143.55	0.045	15:59:04.622
16 - D1	43.963	44.655	47.544	200.3	2:16.162	120.40	22.004	16:01:20.784

Weather / Track : Rain / Wet

Chang International
Circuit Length = 4.554 km
Start: 15:15 Flag 16:00 End: 16:05

Blancpain GT World Challenge Asia

FREE PRACTICE 2 - SECTOR ANALYSIS



SECTOR 1 = FL to I1, SECTOR 2 = I1 to I2 SECTOR 3 = I2 to I3, SECTOR 4 = I3 to FL, DIFF = Difference To Personal Best Lap, P = Crossed Finish Line in Pit Lane, D = Time Disallowed

P23 26 GT3AM B-Quik Racing			Audi R8 LMS GT3 2019					
IDEAL LAP TIME : 1:54.315		BEST LAP TIME : 1:55.333		DIFFERENCE : 1.018				
D1: Daniel BILSKI		D2: Henk KIKS						
LAP	SECTOR 1	SECTOR 2	SECTOR 3	SPEED TRAP	LAP TIME	KPH	DIFF	TIME OF DAY
1 - D1	OUTLAP	46.435	48.031	169.8				15:17:48.731
2 - D1	27.426	44.102	46.751	224.5	1:58.279	138.60	2.946	15:19:47.010
3 - D1	29.543	43.719	46.671	190.8	1:59.933	136.69	4.600	15:21:46.943
4 - D1	OUTLAP	46.239	46.498	175.0	7:32.291	36.24	5:36.958	15:29:19.234
5 - D1	26.676	47.539	47.017	234.2	2:01.232	135.23	5.899	15:31:20.466
6 - D1	27.396	42.678	45.259	230.2	1:55.333 (1)	142.14		15:33:15.799
7 - D1	30.218	43.474	IN PIT	195.6	2:01.860	P 134.53	6.527	15:35:17.659
8 - D2	OUTLAP	48.633	47.080	180.9	4:15.599	64.14	2:20.266	15:39:33.258
9 - D2	28.919	45.426	46.951	197.8	2:01.296	135.16	5.963	15:41:34.554
10 - D2	27.204	46.484	47.225	219.9	2:00.913	135.58	5.580	15:43:35.467
11 - D2	26.906	44.480	48.021	227.3	1:59.407	137.29	4.074	15:45:34.874
12 - D2	27.362	45.778	47.182	175.8	2:00.322	136.25	4.989	15:47:35.196
13 - D2	OUTLAP	44.730	45.951	213.4	9:55.768	27.51	8:00.435	15:57:30.964
14 - D2	26.378	44.298	46.652	232.2	1:57.328	(2) 139.73	1.995	15:59:28.292
15 - D2	26.915	44.003	47.074	230.2	1:57.992	(3) 138.94	2.659	16:01:26.284

P24 81 GT4AM BMW Team Studie			BMW M4 GT4					
IDEAL LAP TIME : 1:57.445		BEST LAP TIME : 1:58.025		DIFFERENCE : 0.580				
D1: Sunako JUKUCHOU		D2: Takayuki KINOSHITA						
LAP	SECTOR 1	SECTOR 2	SECTOR 3	SPEED TRAP	LAP TIME	KPH	DIFF	TIME OF DAY
1 - D2	OUTLAP	49.990	IN PIT	161.9		P		15:18:17.813
2 - D2	OUTLAP	51.188	50.419	147.9	11:20.068	24.10	9:22.043	15:29:37.881
3 - D2	28.533	46.024	48.261	206.1	2:02.818	133.48	4.793	15:31:40.699
4 - D2	28.673	44.721	49.533	222.2	2:02.927	133.36	4.902	15:33:43.626
5 - D2	28.645	44.695	47.759	208.4	2:01.099	135.38	3.074	15:35:44.725
6 - D2	28.672	44.669	IN PIT	207.6	2:03.894	P 132.32	5.869	15:37:48.619
7 - D2	OUTLAP	47.800	47.680	173.9	4:04.083	67.16	2:06.058	15:41:52.702
8 - D2	28.381	44.315	48.231	223.1	2:00.927	(3) 135.57	2.902	15:43:53.629
9 - D2	28.545	47.140	IN PIT	222.6	2:09.410	P 126.68	11.385	15:46:03.039
10 - D1	OUTLAP	44.280	46.633	179.1	11:47.922	23.15	9:49.897	15:57:50.961
11 - D1	27.746	43.210	47.069	212.1	1:58.025 (1)	138.90		15:59:48.986
12 - D1	28.562	43.854	46.489	202.6	1:58.905	(2) 137.87	0.880	16:01:47.891

P25 111 GT4AM Team iRace.Win			Mercedes-AMG GT4					
IDEAL LAP TIME : 1:58.012		BEST LAP TIME : 1:58.390		DIFFERENCE : 0.378				
D1: Setiawan SANTOSO		D2: Ringo CHONG						
LAP	SECTOR 1	SECTOR 2	SECTOR 3	SPEED TRAP	LAP TIME	KPH	DIFF	TIME OF DAY
1 - D1	OUTLAP	47.121	57.481	166.9				15:18:20.973
2 - D1	30.994	47.280	49.526	165.1	2:07.800	128.28	9.410	15:20:28.773
3 - D1	28.208	45.103	48.807	207.2	2:02.118	134.25	3.728	15:22:30.891
4 - D1	OUTLAP	47.040	51.594	166.6	7:21.431	37.13	5:23.041	15:29:52.322
5 - D1	28.647	44.381	48.605	225.0	2:01.633	134.78	3.243	15:31:53.955
6 - D1	29.078	44.994	47.987	222.2	2:02.059	134.31	3.669	15:33:56.014
7 - D1	28.719	43.617	47.079	223.1	1:59.415	(2) 137.28	1.025	15:35:55.429
8 - D1	29.171	45.751	48.179	223.6	2:03.101	133.17	4.711	15:37:58.530
9 - D1	28.151	44.022	49.190	224.0	2:01.363	135.08	2.973	15:39:59.893
10 - D1	27.919	43.759	IN PIT	223.6	2:04.416	P 131.77	6.026	15:42:04.309
11 - D2	OUTLAP	47.403	47.562	152.5	4:17.441	63.68	2:19.051	15:46:21.750
12 - D2	28.077	45.375	47.186	222.6	2:00.638	(3) 135.89	2.248	15:48:22.388
13 - D2	OUTLAP	46.449	55.071	185.8	9:55.811	27.51	7:57.421	15:58:18.199
14 - D2	28.297	43.536	46.557	222.2	1:58.390 (1)	138.47		16:00:16.589

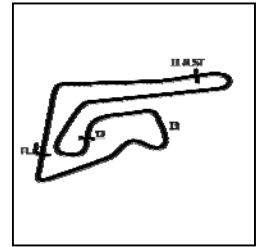
P26 11 GT4AM GTO Racing with TTR			Mercedes-AMG GT4					
IDEAL LAP TIME : 1:58.363		BEST LAP TIME : 1:59.583		DIFFERENCE : 1.220				
D1: Brian LEE		D2: Tony FONG						
LAP	SECTOR 1	SECTOR 2	SECTOR 3	SPEED TRAP	LAP TIME	KPH	DIFF	TIME OF DAY
1 - D2	OUTLAP	47.051	IN PIT	159.0		P		15:18:19.908

Weather / Track : Rain / Wet

Chang International
Circuit Length = 4.554 km
Start: 15:15 Flag 16:00 End: 16:05

Blancpain GT World Challenge Asia

FREE PRACTICE 2 - SECTOR ANALYSIS



SECTOR 1 = FL to I1, SECTOR 2 = I1 to I2 SECTOR 3 = I2 to I3, SECTOR 4 = I3 to FL, DIFF = Difference To Personal Best Lap, P = Crossed Finish Line in Pit Lane, D = Time Disallowed

2 - D2	OUTLAP	45.637	49.299	173.9	3:33.989	76.61	1:34.406	15:21:53.897
3 - D2	OUTLAP	48.728	49.432	151.2	7:52.807	34.67	5:53.224	15:29:46.704
4 - D2	28.822	45.616	46.997	191.8	2:01.435	135.00	1.852	15:31:48.139
5 - D2	30.634	44.621	47.124	203.0	2:02.379	133.96	2.796	15:33:50.518
6 - D2	29.127	44.333	47.182	195.6	2:00.642 (2)	135.89	1.059	15:35:51.160
7 - D2	52.739	45.042	IN PIT	184.3	2:33.784 P	106.60	34.201	15:38:24.944
8 - D1	OUTLAP	45.146	48.639	191.8	3:29.690	78.18	1:30.107	15:41:54.634
9 - D1	29.160	44.966	46.981	214.2	2:01.107 (3)	135.37	1.524	15:43:55.741
10 - D1	29.207	44.814	49.985	222.6	2:04.006	132.20	4.423	15:45:59.747
11 - D1	29.233	45.320	47.441	222.2	2:01.994	134.38	2.411	15:48:01.741
12 - D1	OUTLAP	44.320	46.627	205.7	9:48.134	27.87	7:48.551	15:57:49.875
13 - D1	28.040	43.696	47.847	223.1	1:59.583 (1)	137.09		15:59:49.458
14 - D1	28.854	44.535	IN PIT	206.1	2:05.057 P	131.09	5.474	16:01:54.515

P27 80 GT4AM Racing Spirit Team

Porsche Cayman GT4 Clubsport MR

IDEAL LAP TIME : 1:59.713 BEST LAP TIME : 1:59.808 DIFFERENCE : 0.095

D1: Preeda TANTEM SAPYA D2: Munkong SATHIENTHIRAI

LAP	SECTOR 1	SECTOR 2	SECTOR 3	SPEED TRAP	LAP TIME	KPH	DIFF	TIME OF DAY
1 - D2	OUTLAP	53.335	50.693	126.7				15:21:13.745
2 - D2	OUTLAP	47.817	48.746	186.5	8:58.948	30.41	6:59.140	15:30:12.693
3 - D2	31.731	47.625	47.894	204.5	2:07.250	128.83	7.442	15:32:19.943
4 - D2	30.338	46.338	48.430	216.0	2:05.106	131.04	5.298	15:34:25.049
5 - D2	29.856	44.984	47.902	204.1	2:02.742	133.56	2.934	15:36:27.791
6 - D2	30.012	45.339	47.357	213.8	2:02.708 (3)	133.60	2.900	15:38:30.499
7 - D2	29.139	44.638	47.128	210.1	2:00.905 (2)	135.59	1.097	15:40:31.404
8 - D2	28.683	45.397	IN PIT	219.5	2:07.015 P	129.07	7.207	15:42:38.419
9 - D1	OUTLAP	51.239	50.308	171.4	5:04.121	53.90	3:04.313	15:47:42.540
10 - D1	OUTLAP	51.000	49.367		10:26.131	26.18	8:26.323	15:58:08.671
11 - D1	28.104	44.481	47.223		1:59.808 (1)	136.83		16:00:08.479

P28 77 GT4AM Craft-Bamboo Racing

Mercedes-AMG GT4

IDEAL LAP TIME : 1:59.597 BEST LAP TIME : 2:00.079 DIFFERENCE : 0.482

D1: Frank YU D2: Jean-Marc MERLIN

LAP	SECTOR 1	SECTOR 2	SECTOR 3	SPEED TRAP	LAP TIME	KPH	DIFF	TIME OF DAY
1 - D1	OUTLAP	51.788	53.663	160.0				15:17:39.121
2 - D1	28.928	45.757	49.647	219.0	2:04.332	131.85	4.253	15:19:43.453
3 - D1	28.933	45.565	48.377	222.2	2:02.875	133.42	2.796	15:21:46.328
4 - D1	OUTLAP	52.250	55.017	154.2	8:08.960	33.52	6:08.881	15:29:55.288
5 - D1	28.661	44.927	48.642	222.6	2:02.230	134.12	2.151	15:31:57.518
6 - D1	31.334	44.691	48.059	217.3	2:04.084	132.12	4.005	15:34:01.602
7 - D1	28.883	44.515	48.035	222.6	2:01.433 (3)	135.00	1.354	15:36:03.035
8 - D1	30.682	45.109	IN PIT	215.5	2:06.629 P	129.46	6.550	15:38:09.664
9 - D2	OUTLAP	47.227	53.937	179.4	4:27.822	61.21	2:27.743	15:42:37.486
10 - D2	39.578	46.518	48.847	174.4	2:14.943	121.49	14.864	15:44:52.429
11 - D2	29.458	45.279	50.373	198.8	2:05.110	131.03	5.031	15:46:57.539
12 - D2	28.934	45.528	48.697	216.8	2:03.159	133.11	3.080	15:49:00.698
13 - D2	OUTLAP	49.262	48.350	149.5	9:03.472	30.16	7:03.393	15:58:04.170
14 - D2	27.997	44.645	47.622	209.7	2:00.264 (2)	136.32	0.185	16:00:04.434
15 - D2	28.479	44.193	47.407	216.8	2:00.079 (1)	136.53		16:02:04.513

P29 199 GT4AM Team iRace.Win

Mercedes-AMG GT4

IDEAL LAP TIME : 2:00.516 BEST LAP TIME : 2:01.400 DIFFERENCE : 0.884

D1: Angelo NEGRO D2: Alan YEO

LAP	SECTOR 1	SECTOR 2	SECTOR 3	SPEED TRAP	LAP TIME	KPH	DIFF	TIME OF DAY
1 - D1	OUTLAP	47.214	50.280	173.0				15:18:19.464
2 - D1	29.407	46.715	48.628	198.8	2:04.750	131.41	3.350	15:20:24.214
3 - D1	30.806	45.455	47.631	200.7	2:03.892	132.32	2.492	15:22:28.106
4 - D1	OUTLAP	45.674	49.698	171.4	7:32.351	36.24	5:30.951	15:30:00.457
5 - D1	29.388	44.766	48.848	220.4	2:03.002 (3)	133.28	1.602	15:32:03.459
6 - D1	29.393	44.554	48.246	221.3	2:02.193 (2)	134.16	0.793	15:34:05.652
7 - D1	29.311	45.287	48.736	220.8	2:03.334	132.92	1.934	15:36:08.986
8 - D1	28.760	46.900	48.918	223.1	2:04.578	131.59	3.178	15:38:13.564

Weather / Track : Rain / Wet

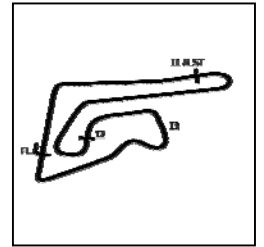
Chang International

Circuit Length = 4.554 km

Start: 15:15 Flag 16:00 End: 16:05

Blancpain GT World Challenge Asia

FREE PRACTICE 2 - SECTOR ANALYSIS



SECTOR 1 = FL to I1, SECTOR 2 = I1 to I2 SECTOR 3 = I2 to I3, SECTOR 4 = I3 to FL, DIFF = Difference To Personal Best Lap, P = Crossed Finish Line in Pit Lane, D = Time Disallowed

9 - D1	28.467	46.981	48.551	203.3	2:03.999	132.21	2.599	15:40:17.563
10 - D1	28.651	45.128	47.621	200.3	2:01.400 (1)	135.04		15:42:18.963
11 - D1	28.748	45.656	IN PIT	178.2	2:10.738 P	125.39	9.338	15:44:29.701
12 - D2	OUTLAP	47.863	48.023	173.0	4:14.854	64.32	2:13.454	15:48:44.555
13 - D2	4:32.547	47.224	IN PIT	159.7	6:18.329 P	43.33	4:16.929	15:55:02.884
14 - D2	OUTLAP	46.605	49.388	198.8	3:41.194	74.11	1:39.794	15:58:44.078
15 - D2	28.341	45.934	49.415	219.5	2:03.690	132.54	2.290	16:00:47.768

P30	13 GT3PA	Audi Sport Asia Team Absolute Racing	Audi R8 LMS GT3 2019
IDEAL LAP TIME : 1:57.787		BEST LAP TIME : 2:05.099	
D1: Jingzu SUN		DIFFERENCE : 7.312	
D2: Congfu CHENG			

LAP	SECTOR 1	SECTOR 2	SECTOR 3	SPEED TRAP	LAP TIME	KPH	DIFF	TIME OF DAY
1 - D1	OUTLAP	49.832	52.868	141.9				15:17:46.965
2 - D1	40.373	48.947	50.746	144.9	2:20.066 (3)	117.04	14.967	15:20:07.031
3 - D1	30.787	45.035	49.277	183.6	2:05.099 (1)	131.05		15:22:12.130
4 - D1	OUTLAP	44.924	48.368	215.5	7:02.492	38.80	4:57.393	15:29:14.622
5 - D1	47.742	43.280	46.891	219.9	2:17.913 (2)	118.87	12.814	15:31:32.535

Weather / Track : Rain / Wet

Blancpain GT World Challenge Asia

FREE PRACTICE 2 - BEST SECTORS

SECTOR 1			SECTOR 2			SECTOR 3			IDEAL / BEST COMPARISON						
POS	NO	NAME	TIME	NO	NAME	TIME	NO	NAME	TIME	POS	NO	NAME	IDEAL	BEST	DIFF
													PERFECT LAP	1:48.157	
1	912	Absolute Racing	25.549	666	Vincenzo Sospiri Ra	39.786	8	ARN Racing	42.822	1	666	Vincenzo Sospiri Raci	1:48.616	1:48.758	0.142
2	27	HubAuto Corsa	25.588	97	Solite Indigo Racing	39.923	666	Vincenzo Sospiri Ra	43.001	2	27	HubAuto Corsa	1:48.759	1:48.759	0.000
3	61	ABSSA Motorsport	25.706	61	ABSSA Motorsport	39.982	55	Craft-Bamboo Racir	43.029	3	61	ABSSA Motorsport	1:48.808	1:49.506	0.698
4	666	Vincenzo Sospiri Ra	25.829	27	HubAuto Corsa	40.053	97	Solite Indigo Racing	43.092	4	97	Solite Indigo Racing	1:49.008	1:49.567	0.559
5	55	Craft-Bamboo Racir	25.911	12	Audi Sport Asia Tea	40.222	27	HubAuto Corsa	43.118	5	912	Absolute Racing	1:49.225	1:49.467	0.242
6	12	Audi Sport Asia Tea	25.934	8	ARN Racing	40.267	61	ABSSA Motorsport	43.120	6	8	ARN Racing	1:49.291	1:51.726	2.435
7	97	Solite Indigo Racing	25.993	999	Audi Sport Asia Tea	40.374	910	JRM	43.211	7	55	Craft-Bamboo Racing	1:49.332	1:50.296	0.964
8	99	Craft-Bamboo Racir	26.096	55	Craft-Bamboo Racir	40.392	999	Audi Sport Asia Tea	43.255	8	12	Audi Sport Asia Team	1:49.492	1:50.040	0.548
9	910	JRM	26.126	912	Absolute Racing	40.413	912	Absolute Racing	43.263	9	999	Audi Sport Asia Team	1:49.799	1:50.024	0.225
10	16	Modena Motorsports	26.156	918	Panther/AAS Motors	40.556	12	Audi Sport Asia Tea	43.336	10	910	JRM	1:49.998	1:50.178	0.180
11	21	OpenRoad Racing	26.158	99	Craft-Bamboo Racir	40.635	918	Panther/AAS Motors	43.391	11	918	Panther/AAS Motors	1:50.153	1:50.418	0.265
12	911	Absolute Racing	26.166	59	Singha Plan-B by Al	40.642	911	Absolute Racing	43.538	12	16	Modena Motorsports	1:50.535	1:50.535	0.000
13	999	Audi Sport Asia Tea	26.170	910	JRM	40.661	88	Craft-Bamboo Racir	43.567	13	99	Craft-Bamboo Racing	1:50.543	1:50.695	0.152
14	8	ARN Racing	26.202	16	Modena Motorsports	40.777	16	Modena Motorsports	43.602	14	911	Absolute Racing	1:50.582	1:51.588	1.006
15	918	Panther/AAS Motors	26.206	911	Absolute Racing	40.878	99	Craft-Bamboo Racir	43.812	15	59	Singha Plan-B by Abs	1:50.810	1:51.994	1.184
16	59	Singha Plan-B by Al	26.215	75	T2 Motorsports	40.951	59	Singha Plan-B by Al	43.953	16	88	Craft-Bamboo Racing	1:51.131	1:52.466	1.335
17	888	Triple Eight Race Er	26.356	17	Anstone Racing	40.952	75	T2 Motorsports	44.006	17	75	T2 Motorsports	1:51.449	1:51.449	0.000
18	26	B-Quik Racing	26.378	88	Craft-Bamboo Racir	41.089	21	OpenRoad Racing	44.253	18	21	OpenRoad Racing	1:51.557	1:52.236	0.679
19	51	AMAC Motorsport	26.464	21	OpenRoad Racing	41.146	128	Vattana Motorsport	44.258	19	888	Triple Eight Race Eng	1:51.870	1:52.388	0.518
20	88	Craft-Bamboo Racir	26.475	888	Triple Eight Race Er	41.147	17	Anstone Racing	44.259	20	17	Anstone Racing	1:52.062	1:52.062	0.000
21	75	T2 Motorsports	26.492	128	Vattana Motorsport	41.689	888	Triple Eight Race Er	44.367	21	128	Vattana Motorsport	1:52.695	1:52.695	0.000
22	128	Vattana Motorsport	26.748	51	AMAC Motorsport	42.355	51	AMAC Motorsport	44.513	22	51	AMAC Motorsport	1:53.332	1:54.158	0.826
23	17	Anstone Racing	26.851	26	B-Quik Racing	42.678	26	B-Quik Racing	45.259	23	26	B-Quik Racing	1:54.315	1:55.333	1.018
24	13	Audi Sport Asia Tea	27.616	81	BMW Team Studie	43.210	81	BMW Team Studie	46.489	24	81	BMW Team Studie	1:57.445	1:58.025	0.580
25	81	BMW Team Studie	27.746	13	Audi Sport Asia Tea	43.280	111	Team iRace.Win	46.557	25	13	Audi Sport Asia Team	1:57.787	2:05.099	7.312
26	111	Team iRace.Win	27.919	111	Team iRace.Win	43.536	11	GTO Racing with TT	46.627	26	111	Team iRace.Win	1:58.012	1:58.390	0.378
27	77	Craft-Bamboo Racir	27.997	11	GTO Racing with TT	43.696	13	Audi Sport Asia Tea	46.891	27	11	GTO Racing with TTR	1:58.363	1:59.583	1.220
28	11	GTO Racing with TT	28.040	77	Craft-Bamboo Racir	44.193	80	Racing Spirit Team	47.128	28	77	Craft-Bamboo Racing	1:59.597	2:00.079	0.482
29	80	Racing Spirit Team	28.104	80	Racing Spirit Team	44.481	77	Craft-Bamboo Racir	47.407	29	80	Racing Spirit Team	1:59.713	1:59.808	0.095
30	199	Team iRace.Win	28.341	199	Team iRace.Win	44.554	199	Team iRace.Win	47.621	30	199	Team iRace.Win	2:00.516	2:01.400	0.884

Weather / Track : Rain / Wet

Results can be found at www.tsl-timing.com

Chang International
Circuit Length = 4.554 km
Start: 15:15 Flag 16:00 End: 16:05

Printed - 16:11 Friday, 10 May 2019

Blancpain GT World Challenge Asia

FREE PRACTICE 2 - BEST SPEEDS

POS	NO	NAME	VMAX	KPH
1	27	HubAuto Corsa		241.0
2	61	ABSSA Motorsport		241.0
3	999	Audi Sport Asia Team TSRT		240.5
4	666	Vincenzo Sospiri Racing		240.0
5	12	Audi Sport Asia Team Absolute Racing		239.4
6	75	T2 Motorsports		239.4
7	59	Singha Plan-B by Absolute Racing		239.4
8	888	Triple Eight Race Engineering Australia		238.4
9	13	Audi Sport Asia Team Absolute Racing		238.4
10	918	Panther/AAS Motorsport		237.8
11	17	Anstone Racing		237.8
12	21	OpenRoad Racing		237.8
13	912	Absolute Racing		237.3
14	99	Craft-Bamboo Racing		237.3
15	97	Solite Indigo Racing		236.3
16	911	Absolute Racing		235.8
17	8	ARN Racing		235.8
18	51	AMAC Motorsport		235.8
19	55	Craft-Bamboo Racing		235.2
20	88	Craft-Bamboo Racing		234.7
21	26	B-Quik Racing		234.2
22	910	JRM		233.7
23	128	Vattana Motorsport		233.7
24	16	Modena Motorsports		232.2
25	111	Team iRace.Win		225.0
26	81	BMW Team Studie		223.1
27	11	GTO Racing with TTR		223.1
28	199	Team iRace.Win		223.1
29	80	Racing Spirit Team		222.6
30	77	Craft-Bamboo Racing		222.6

Weather / Track : Rain / Wet

Results can be found at www.tsl-timing.com

Chang International
Circuit Length = 4.554 km
Start: 15:15 Flag 16:00 End: 16:05

Printed - 16:08 Friday, 10 May 2019

Blancpain GT World Challenge Asia

FREE PRACTICE 2 - DRIVER STATISTICS

POS	NO	CL	PIC	TEAM / DRIVERS	CAR	LAPS	RACE TIME	%	BEST	ON	KPH
1	666	GT3PA	1	Vincenzo Sospiri Racing (ITA)	Lamborghini Huracan GT3 EVO	15	45:27.449				
				Alex AU (HKG)		8	23:43.719	52.20	1:52.712	5	145.45
				Frederik SCHANDORFF (DNK)		6	13:07.812	28.88	1:48.758	15	150.74
2	27	GT3S	1	HubAuto Corsa (TPE)	Ferrari 488 GT3	17	46:10.160				
				Yuya SAKAMOTO (JPN)		11	26:44.706	57.93	1:49.535	14	149.67
				Andre HEIMGARTNER (NZL)		5	17:53.256	38.74	1:48.759	16	150.74
3	912	GT3S	2	Absolute Racing (CHN)	Porsche 911 GT3 R	16	45:48.804				
				Yuan BO (CHN)		4	9:25.789	20.58	1:49.467	16	149.76
				Jono LESTER (NZL)		11	28:32.756	62.31	1:50.383	10	148.52
4	61	GT3PA	2	ABSSA Motorsport (JPN)	McLaren 720S GT3	15	45:45.052				
				Piti BHIROMBHAKDI (THA)		6	13:17.743	29.06	1:51.537	14	146.98
				Keita SAWA (JPN)		8	23:17.819	50.92	1:49.506	8	149.71
5	97	GT3S	3	Solite Indigo Racing (KOR)	Mercedes-AMG GT3	15	45:30.656				
				Roelof BRUINS (KOR)		6	13:04.869	28.74	1:49.567	15	149.62
				Manuel METZGER (DEU)		8	22:17.821	48.99	1:50.067	8	148.94
6	999	GT3S	4	Audi Sport Asia Team TSRT (CHN)	Audi R8 LMS GT3 2019	16	45:31.979				
				Weian CHEN (CHN)		8	22:42.069	49.86	1:50.024	8	149.00
				Andre COUTO (MAC)		7	15:13.663	33.44	1:51.708	16	146.76
7	12	GT3S	5	Audi Sport Asia Team Absolute Racing	Audi R8 LMS GT3 2019	16	45:45.115				
				Weiron TAN (MYS)		10	25:01.259	54.69	1:50.040	13	148.98
				Martin RUMP (EST)		5	17:34.530	38.41	1:50.164	16	148.81
8	910	GT3PA	3	JRM (CHN)	Porsche 911 GT3 R	15	46:13.917				
				CHAO LI (CHN)		4	11:40.784	25.26	1:52.231	14	146.07
				Chris VAN DER DRIFT (NZL)		10	26:11.706	56.66	1:50.178	10	148.79
9	55	GT3PA	4	Craft-Bamboo Racing (HKG)	Mercedes-AMG GT3	16	45:54.881				
				Daniel AU (SGP)		2	12:35.327	27.42	2:10.272	3	125.84
				Melvin MOH (MYS)		13	26:16.783	57.24	1:50.296	16	148.64
10	918	GT3PA	5	Panther/AAS Motorsport (CHN)	Porsche 911 GT3 R	14	45:42.304				
				Vutthikorn INTHRAPHUVASAK (THA)		5	11:49.520	25.87	1:54.794	11	142.81
				Alexandre IMPERATORI (CHE)		8	22:51.781	50.02	1:50.418	8	148.47
11	16	GT3PA	6	Modena Motorsports (HKG)	Porsche 911 GT3 R	11	30:41.446				
				John SHEN (HKG)		2	4:09.931	13.57	1:55.457	11	141.99
				Benny SIMONSEN (DNK)		8	24:46.938	80.75	1:50.535	9	148.31
12	99	GT3S	6	Craft-Bamboo Racing (HKG)	Mercedes-AMG GT3	14	44:52.450				
				Darryl O'YOUNG (HKG)		11	34:40.591	77.28	1:50.695	11	148.10
				Christina NIELSEN (DNK)		2	3:59.144	8.88	1:54.001	14	143.80
13	75	GT3PA	7	T2 Motorsports (SGP)	Ferrari 488 GT3	14	45:29.571				
				David TJIPTOBIANTORO (IDN)		9	27:42.792	60.92	1:59.903	6	136.73
				Rio HARYANTO (IDN)		4	9:46.163	21.47	1:51.449	14	147.10
14	911	GT3S	7	Absolute Racing (CHN)	Porsche 911 GT3 R	14	45:25.976				
				Tanart SATHIENTHIRAKUL (THA)		4	9:36.007	21.13	1:51.588	12	146.91
				Philip HAMPRECHT (DEU)		9	23:45.165	52.28	1:52.521	7	145.70
15	8	GT3PA	8	ARN Racing (JPN)	Porsche 911 GT3 R	13	42:15.224				
				Hiroaki NAGAI (JPN)		6	20:12.821	47.84	1:52.755	6	145.39
				Yuta KAMIMURA (JPN)		6	11:00.902	26.07	1:51.726	10	146.73
16	59	GT3PA	9	Singha Plan-B by Absolute Racing (THA)	Audi R8 LMS GT3 2019	14	45:40.782				
				Bhurit BHIROMBHAKDI (THA)		3	7:52.772	17.25	1:55.635	13	141.77
				Kantasak KUSIRI (THA)		10	25:23.041	55.57	1:51.994	5	146.38
17	17	GT3PA	10	Anstone Racing (CHN)	Mercedes-AMG GT3	14	45:26.999				
				Xu WEI (CHN)		7	15:52.379	34.92	1:54.137	13	143.63
				Naoki YOKOMIZO (JPN)		6	18:20.322	40.35	1:52.062	6	146.29
18	21	GT3AM	1	OpenRoad Racing (HKG)	Porsche 911 GT3 R	12	42:26.805				
				Philippe DESCOMBES (HKG)		4	17:53.586	42.15	1:53.561	3	144.36
				Francis TJIA (HKG)		7	15:40.719	36.94	1:52.236	11	146.07
19	888	GT3PA	11	Triple Eight Race Engineering Australia	Mercedes-AMG GT3	14	46:12.643				
				HH Prince Abdul Rahman IBRAHIM (MYS)		6	13:52.899	30.04	1:52.688	13	145.48
				Jazeman JAAFAR (MYS)		7	21:43.238	47.00	1:52.388	5	145.87

Chang International

Circuit Length = 4.554 km

Start: 15:15 Flag 16:00 End: 16:05

Weather / Track : Rain / Wet

Blancpain GT World Challenge Asia

FREE PRACTICE 2 - DRIVER STATISTICS

POS	NO	CL	PIC	TEAM / DRIVERS	CAR	LAPS	RACE TIME	%	BEST	ON	KPH
20	88	GT3PA	12	Craft-Bamboo Racing (HKG) Jeffrey LEE (TPE) Alessio PICARIELLO (BEL)	Mercedes-AMG GT3	15	45:17.042				
						9	27:00.601	59.65	1:55.529	10	141.90
						5	18:16.441	40.35	1:52.466	15	145.77
21	128	GT3AM	2	Vattana Motorsport (THA) Chonsawat ASAVAHAME (THA) Akihiro ASAI (JPN)	Lamborghini Huracan GT3 EVO	12	42:45.690				
						7	25:46.919	60.29	1:57.040	7	140.07
						4	10:06.977	23.66	1:52.695	12	145.47
22	51	GT3AM	3	AMAC Motorsport (AUS) Andrew MACPHERSON (AUS) William Ben PORTER (AUS)	Lamborghini Huracan GT3 EVO	16	45:55.447				
						5	18:23.201	40.04	1:54.203	15	143.55
						10	25:55.930	56.47	1:54.158	11	143.61
23	26	GT3AM	4	B-Quik Racing (THA) Daniel BILSKI (AUS) Henk KIKS (NLD)	Audi R8 LMS GT3 2019	15	46:04.416				
						6	18:56.199	41.10	1:55.333	6	142.14
						8	17:56.328	38.94	1:57.328	14	139.73
24	81	GT4AM	1	BMW Team Studie (JPN) Sunako JUKUCHOU (JPN) Takayuki KINOSHITA (JPN)	BMW M4 GT4	12	45:57.559				
						3	5:53.981	12.84	1:58.025	11	138.90
						8	29:10.841	63.49	2:00.927	8	135.57
25	111	GT4AM	2	Team iRace.Win (TPE) Setiawan SANTOSO (IDN) Ringo CHONG (SGP)	Mercedes-AMG GT4	14	44:18.302				
						9	25:34.530	57.73	1:59.415	7	137.28
						4	10:27.976	23.62	1:58.390	14	138.47
26	11	GT4AM	3	GTO Racing with TTR (JPN) Brian LEE (TPE) Tony FONG (HKG)	Mercedes-AMG GT4	14	45:59.056				
						7	16:12.343	35.24	1:59.583	13	137.09
						6	19:07.765	41.60	2:00.642	6	135.89
27	80	GT4AM	4	Racing Spirit Team (THA) Preeda TANTEM SAPYA (THA) Munkong SATHIENTHIRAKUL (THA)	Porsche Cayman GT4 Clubsport MR	11	41:23.994				
						3	8:24.336	20.30	1:59.808	11	136.83
						7	22:13.057	53.67	2:00.905	7	135.59
28	77	GT4AM	5	Craft-Bamboo Racing (HKG) Frank YU (HKG) Jean-Marc MERLIN (FRA)	Mercedes-AMG GT4	15	46:40.966				
						7	21:35.240	46.24	2:01.433	7	135.00
						7	16:43.796	35.84	2:00.079	15	136.53
29	199	GT4AM	6	Team iRace.Win (TPE) Angelo NEGRO (ITA) Alan YEO (AUS)	Mercedes-AMG GT4	15	44:44.661				
						10	27:39.354	61.81	2:01.400	10	135.04
						4	12:25.492	27.77	2:03.690	15	132.54
30	13	GT3PA	13	Audi Sport Asia Team Absolute Racing Jingzu SUN (CHN) Congfu CHENG (CHN)	Audi R8 LMS GT3 2019	5	15:56.535				
						4	13:12.843	82.89	2:05.099	3	131.05
						0	0.000	0.00		0	

Weather / Track : Rain / Wet

Chang International
Circuit Length = 4.554 km
Start: 15:15 Flag 16:00 End: 16:05

Blancpain GT World Challenge Asia

FREE PRACTICE 2 - PIT STOP ANALYSIS

P1	666 GT3PA	Vincenzo Sospiri Racing	Lamborghini Huracan GT3 EVO				
D1: Alex AU	Total Stint: 8 Laps - 23:43.719 (52.2%)		Best Lap: 1:52.712 On Lap 5 @ 145.45 kph				
D2: Frederik SCHANDORFF	Total Stint: 6 Laps - 13:07.812 (28.88%)		Best Lap: 1:48.758 On Lap 15 @ 150.74 kph				

STOP	IN TIME	DRIVER IN	STINT TIME	STOP TIME	TOTAL STOP TIME	OUT TIME	DRIVER OUT
1 -	15:23:39.839	Alex AU	8:20.291	3:34.779	3:34.779	15:27:14.618	Alex AU
2 -	15:40:02.538	Alex AU	12:47.920	2:35.508	6:10.287	15:42:38.046	Frederik SCHANDORFF
3 -	15:50:16.314	Frederik SCHANDORFF	7:38.268	5:01.139	11:11.426	15:55:17.453	Frederik SCHANDORFF
-	Finish	Frederik SCHANDORFF	5:29.544				

P2	27 GT3S	HubAuto Corsa	Ferrari 488 GT3				
D1: Yuya SAKAMOTO	Total Stint: 11 Laps - 26:44.706 (57.93%)		Best Lap: 1:49.535 On Lap 14 @ 149.67 kph				
D2: Andre HEIMGARTNER	Total Stint: 5 Laps - 17:53.256 (38.74%)		Best Lap: 1:48.759 On Lap 16 @ 150.74 kph				

STOP	IN TIME	DRIVER IN	STINT TIME	STOP TIME	TOTAL STOP TIME	OUT TIME	DRIVER OUT
1 -	15:23:18.707	Andre HEIMGARTNER	7:53.934	3:51.309	3:51.309	15:27:10.016	Yuya SAKAMOTO
2 -	15:36:32.829	Yuya SAKAMOTO	9:22.813	1:32.198	5:23.507	15:38:05.027	Yuya SAKAMOTO
3 -	15:51:20.679	Yuya SAKAMOTO	13:15.652	4:06.241	9:29.748	15:55:26.920	Andre HEIMGARTNER
4 -	16:01:34.933	Andre HEIMGARTNER					

P3	912 GT3S	Absolute Racing	Porsche 911 GT3 R				
D1: Yuan BO	Total Stint: 4 Laps - 9:25.789 (20.58%)		Best Lap: 1:49.467 On Lap 16 @ 149.76 kph				
D2: Jono LESTER	Total Stint: 11 Laps - 28:32.756 (62.31%)		Best Lap: 1:50.383 On Lap 10 @ 148.52 kph				

STOP	IN TIME	DRIVER IN	STINT TIME	STOP TIME	TOTAL STOP TIME	OUT TIME	DRIVER OUT
1 -	15:24:29.237	Jono LESTER	9:01.366	3:04.685	3:04.685	15:27:33.922	Jono LESTER
2 -	15:44:32.849	Jono LESTER	16:58.927	2:32.463	5:37.148	15:47:05.312	Yuan BO
3 -	15:50:57.892	Yuan BO	3:52.580	4:45.574	10:22.722	15:55:43.466	Yuan BO
-	Finish	Yuan BO	5:33.209				

P4	61 GT3PA	ABSSA Motorsport	McLaren 720S GT3				
D1: Piti BHIROMBHAKDI	Total Stint: 6 Laps - 13:17.743 (29.06%)		Best Lap: 1:51.537 On Lap 14 @ 146.98 kph				
D2: Keita SAWA	Total Stint: 8 Laps - 23:17.819 (50.92%)		Best Lap: 1:49.506 On Lap 8 @ 149.71 kph				

STOP	IN TIME	DRIVER IN	STINT TIME	STOP TIME	TOTAL STOP TIME	OUT TIME	DRIVER OUT
1 -	15:24:05.075	Keita SAWA	8:34.157	3:27.496	3:27.496	15:27:32.571	Keita SAWA
2 -	15:39:23.292	Keita SAWA	11:50.721	2:52.941	6:20.437	15:42:16.233	Piti BHIROMBHAKDI
3 -	15:49:57.771	Piti BHIROMBHAKDI	7:41.538	5:41.994	12:02.431	15:55:39.765	Piti BHIROMBHAKDI
-	Finish	Piti BHIROMBHAKDI	5:36.205				

P5	97 GT3S	Solite Indigo Racing	Mercedes-AMG GT3				
D1: Roelof BRUINS	Total Stint: 6 Laps - 13:04.869 (28.74%)		Best Lap: 1:49.567 On Lap 15 @ 149.62 kph				
D2: Manuel METZGER	Total Stint: 8 Laps - 22:17.821 (48.99%)		Best Lap: 1:50.067 On Lap 8 @ 148.94 kph				

STOP	IN TIME	DRIVER IN	STINT TIME	STOP TIME	TOTAL STOP TIME	OUT TIME	DRIVER OUT
1 -	15:25:03.702	Manuel METZGER	9:56.463	4:43.105	4:43.105	15:29:46.807	Manuel METZGER
2 -	15:39:07.363	Manuel METZGER	9:20.556	3:00.802	7:43.907	15:42:08.165	Roelof BRUINS
3 -	15:49:45.595	Roelof BRUINS	7:37.430	5:24.861	13:08.768	15:55:10.456	Roelof BRUINS
-	Finish	Roelof BRUINS	5:27.439				

P6	999 GT3S	Audi Sport Asia Team TSRT	Audi R8 LMS GT3 2019				
D1: Weian CHEN	Total Stint: 8 Laps - 22:42.069 (49.86%)		Best Lap: 1:50.024 On Lap 8 @ 149.00 kph				
D2: Andre COUTO	Total Stint: 7 Laps - 15:13.663 (33.44%)		Best Lap: 1:51.708 On Lap 16 @ 146.76 kph				

STOP	IN TIME	DRIVER IN	STINT TIME	STOP TIME	TOTAL STOP TIME	OUT TIME	DRIVER OUT
1 -	15:24:23.113	Weian CHEN	8:52.225	2:52.353	2:52.353	15:27:15.466	Weian CHEN
2 -	15:38:26.022	Weian CHEN	11:10.556	2:39.288	5:31.641	15:41:05.310	Andre COUTO
3 -	15:50:45.853	Andre COUTO	9:40.543	4:43.894	10:15.535	15:55:29.747	Andre COUTO
-	Finish	Andre COUTO	5:33.120				

P7	12 GT3S	Audi Sport Asia Team Absolute Racing	Audi R8 LMS GT3 2019				
D1: Weiron TAN	Total Stint: 10 Laps - 25:01.259 (54.69%)		Best Lap: 1:50.040 On Lap 13 @ 148.98 kph				
D2: Martin RUMP	Total Stint: 5 Laps - 17:34.530 (38.41%)		Best Lap: 1:50.164 On Lap 16 @ 148.81 kph				

STOP	IN TIME	DRIVER IN	STINT TIME	STOP TIME	TOTAL STOP TIME	OUT TIME	DRIVER OUT
1 -	15:23:12.671	Martin RUMP	7:51.911	4:10.051	4:10.051	15:27:22.722	Weiron TAN
2 -	15:40:43.481	Weiron TAN	13:20.759	3:09.326	7:19.377	15:43:52.807	Weiron TAN

Weather / Track : Rain / Wet

Chang International
Circuit Length = 4.554 km
Start: 15:15 Flag 16:00 End: 16:05

Blancpain GT World Challenge Asia

FREE PRACTICE 2 - PIT STOP ANALYSIS

3- 15:51:22.163 Weiron TAN 7:29.356 4:11.144 11:30.521 15:55:33.307 Martin RUMP
 - Finish Martin RUMP 5:32.568

P8 910 GT3PA JRM		Porsche 911 GT3 R					
D1: CHAO LI	Total Stint: 4 Laps - 11:40.784 (25.26%)	Best Lap: 1:52.231 On Lap 14 @ 146.07 kph					
D2: Chris VAN DER DRIFT	Total Stint: 10 Laps - 26:11.706 (56.66%)	Best Lap: 1:50.178 On Lap 10 @ 148.79 kph					
STOP	IN TIME	DRIVER IN	STINT TIME	STOP TIME	TOTAL STOP TIME	OUT TIME	DRIVER OUT
1-	15:23:37.842	Chris VAN DER DRIFT	8:20.873	3:58.953	3:58.953	15:27:36.795	Chris VAN DER DRIFT
2-	15:43:02.643	Chris VAN DER DRIFT	15:25.848	2:24.985	6:23.938	15:45:27.628	CHAO LI
3-	15:51:28.432	CHAO LI	7:57.874	4:22.474	10:46.412	15:55:50.906	CHAO LI
-	Finish	CHAO LI	5:39.980				

P9 55 GT3PA Craft-Bamboo Racing		Mercedes-AMG GT3					
D1: Daniel AU	Total Stint: 2 Laps - 12:35.327 (27.42%)	Best Lap: 2:10.272 On Lap 3 @ 125.84 kph					
D2: Melvin MOH	Total Stint: 13 Laps - 26:16.783 (57.24%)	Best Lap: 1:50.296 On Lap 16 @ 148.64 kph					
STOP	IN TIME	DRIVER IN	STINT TIME	STOP TIME	TOTAL STOP TIME	OUT TIME	DRIVER OUT
1-	15:24:55.686	Daniel AU	9:45.479	2:49.848	2:49.848	15:27:45.534	Melvin MOH
2-	15:39:06.164	Melvin MOH	11:20.630	1:33.994	4:23.842	15:40:40.158	Melvin MOH
3-	15:50:02.529	Melvin MOH	9:22.371	5:28.777	9:52.619	15:55:31.306	Melvin MOH
-	Finish	Melvin MOH	5:33.782				

P10 918 GT3PA Panther/AAS Motorsport		Porsche 911 GT3 R					
D1: Vutthikorn INTHRAPHUVASAK	Total Stint: 5 Laps - 11:49.520 (25.87%)	Best Lap: 1:54.794 On Lap 11 @ 142.81 kph					
D2: Alexandre IMPERATORI	Total Stint: 8 Laps - 22:51.781 (50.02%)	Best Lap: 1:50.418 On Lap 8 @ 148.47 kph					
STOP	IN TIME	DRIVER IN	STINT TIME	STOP TIME	TOTAL STOP TIME	OUT TIME	DRIVER OUT
1-	15:23:31.606	Alexandre IMPERATORI	7:58.144	4:22.428	4:22.428	15:27:54.034	Alexandre IMPERATORI
2-	15:39:16.585	Alexandre IMPERATORI	11:22.551	3:31.086	7:53.514	15:42:47.671	Vutthikorn INTHRAPHUVASAK
3-	15:50:51.078	Vutthikorn INTHRAPHUV.	8:03.407	4:55.807	12:49.321	15:55:46.885	Vutthikorn INTHRAPHUVASAK
4-	15:57:42.833	Vutthikorn INTHRAPHUV.	1:55.948	1:42.768	14:32.089	15:59:25.601	Vutthikorn INTHRAPHUVASAK
-	Finish	Vutthikorn INTHRAPHU	1:50.165				

P11 16 GT3PA Modena Motorsports		Porsche 911 GT3 R					
D1: John SHEN	Total Stint: 2 Laps - 4:09.931 (13.57%)	Best Lap: 1:55.457 On Lap 11 @ 141.99 kph					
D2: Benny SIMONSEN	Total Stint: 8 Laps - 24:46.938 (80.75%)	Best Lap: 1:50.535 On Lap 9 @ 148.31 kph					
STOP	IN TIME	DRIVER IN	STINT TIME	STOP TIME	TOTAL STOP TIME	OUT TIME	DRIVER OUT
1-	15:38:04.147	Benny SIMONSEN	8:20.461	1:44.577	1:44.577	15:39:48.724	Benny SIMONSEN
2-	15:51:07.642	Benny SIMONSEN	11:18.918	5:07.559	6:52.136	15:56:15.201	John SHEN
-	Finish	John SHEN	4:09.931				

P12 99 GT3S Craft-Bamboo Racing		Mercedes-AMG GT3					
D1: Darryl O'YOUNG	Total Stint: 11 Laps - 34:40.591 (77.28%)	Best Lap: 1:50.695 On Lap 11 @ 148.10 kph					
D2: Christina NIELSEN	Total Stint: 2 Laps - 3:59.144 (8.88%)	Best Lap: 1:54.001 On Lap 14 @ 143.80 kph					
STOP	IN TIME	DRIVER IN	STINT TIME	STOP TIME	TOTAL STOP TIME	OUT TIME	DRIVER OUT
1-	15:23:16.521	Darryl O'YOUNG	7:49.770	3:55.936	3:55.936	15:27:12.457	Darryl O'YOUNG
2-	15:37:21.181	Darryl O'YOUNG	10:08.724	2:16.779	6:12.715	15:39:37.960	Darryl O'YOUNG
3-	15:47:03.819	Darryl O'YOUNG	7:25.859	9:16.238	15:28.953	15:56:20.057	Christina NIELSEN
-	Finish	Christina NIELSEN	3:59.144				

P13 75 GT3PA T2 Motorsports		Ferrari 488 GT3					
D1: David TJIPTOBIANTORO	Total Stint: 9 Laps - 27:42.792 (60.92%)	Best Lap: 1:59.903 On Lap 6 @ 136.73 kph					
D2: Rio HARYANTO	Total Stint: 4 Laps - 9:46.163 (21.47%)	Best Lap: 1:51.449 On Lap 14 @ 147.10 kph					
STOP	IN TIME	DRIVER IN	STINT TIME	STOP TIME	TOTAL STOP TIME	OUT TIME	DRIVER OUT
1-	15:25:08.353	David TJIPTOBIANTORC	11:47.304	2:43.941	2:43.941	15:27:52.294	David TJIPTOBIANTORO
2-	15:44:27.367	David TJIPTOBIANTORC	16:35.073	1:31.120	4:15.061	15:45:58.487	Rio HARYANTO
3-	15:49:55.304	Rio HARYANTO	3:56.817	5:16.675	9:31.736	15:55:11.979	Rio HARYANTO
-	Finish	Rio HARYANTO	5:49.346				

P14 911 GT3S Absolute Racing		Porsche 911 GT3 R					
D1: Tanart SATHIENTHIRAKUL	Total Stint: 4 Laps - 9:36.007 (21.13%)	Best Lap: 1:51.588 On Lap 12 @ 146.91 kph					
D2: Philip HAMPRECHT	Total Stint: 9 Laps - 23:45.165 (52.28%)	Best Lap: 1:52.521 On Lap 7 @ 145.70 kph					
STOP	IN TIME	DRIVER IN	STINT TIME	STOP TIME	TOTAL STOP TIME	OUT TIME	DRIVER OUT
1-	15:24:27.327	Philip HAMPRECHT	8:44.209	3:08.187	3:08.187	15:27:35.514	Philip HAMPRECHT

Weather / Track : Rain / Wet

Chang International
 Circuit Length = 4.554 km
 Start: 15:15 Flag 16:00 End: 16:05

Blancpain GT World Challenge Asia

FREE PRACTICE 2 - PIT STOP ANALYSIS

2 -	15:37:04.095	Philip HAMPRECHT	9:28.581	1:46.570	4:54.757	15:38:50.665	Philip HAMPRECHT
3 -	15:42:29.587	Philip HAMPRECHT	3:38.922	1:53.453	6:48.210	15:44:23.040	Tanart SATHIENTHIRAKUL
4 -	15:50:13.681	Tanart SATHIENTHIRAKI	5:50.641	5:20.943	12:09.153	15:55:34.624	Tanart SATHIENTHIRAKUL
5 -	15:57:29.700	Tanart SATHIENTHIRAKI	1:55.076	1:49.104	13:58.257	15:59:18.804	Tanart SATHIENTHIRAKUL
-	Finish	Tanart SATHIENTHIRA	1:50.290				

P15 8 GT3PA ARN Racing				Porsche 911 GT3 R			
D1: Hiroaki NAGAI		Total Stint: 6 Laps - 20:12.821 (47.84%)		Best Lap: 1:52.755 On Lap 6 @ 145.39 kph			
D2: Yuta KAMIMURA		Total Stint: 6 Laps - 11:00.902 (26.07%)		Best Lap: 1:51.726 On Lap 10 @ 146.73 kph			
STOP	IN TIME	DRIVER IN	STINT TIME	STOP TIME	TOTAL STOP TIME	OUT TIME	DRIVER OUT
1 -	15:25:13.672	Hiroaki NAGAI	8:36.560	2:13.630	2:13.630	15:27:27.302	Hiroaki NAGAI
2 -	15:39:04.288	Hiroaki NAGAI	11:36.986	1:58.029	4:11.659	15:41:02.317	Yuta KAMIMURA
3 -	15:48:27.621	Yuta KAMIMURA	7:25.304	7:16.776	11:28.435	15:55:44.397	Yuta KAMIMURA
4 -	15:57:35.995	Yuta KAMIMURA	1:51.598	1:31.095	12:59.530	15:59:07.090	Yuta KAMIMURA
-	Finish	Yuta KAMIMURA	1:44.000				

P16 59 GT3PA Singha Plan-B by Absolute Racing				Audi R8 LMS GT3 2019			
D1: Bhurit BHIROMBHAKDI		Total Stint: 3 Laps - 7:52.772 (17.25%)		Best Lap: 1:55.635 On Lap 13 @ 141.77 kph			
D2: Kantasak KUSIRI		Total Stint: 10 Laps - 25:23.041 (55.57%)		Best Lap: 1:51.994 On Lap 5 @ 146.38 kph			
STOP	IN TIME	DRIVER IN	STINT TIME	STOP TIME	TOTAL STOP TIME	OUT TIME	DRIVER OUT
1 -	15:23:33.166	Kantasak KUSIRI	8:03.914	3:44.649	3:44.649	15:27:17.815	Kantasak KUSIRI
2 -	15:34:55.282	Kantasak KUSIRI	7:37.467	4:01.232	7:45.881	15:38:56.514	Kantasak KUSIRI
3 -	15:46:43.418	Kantasak KUSIRI	7:46.904	1:54.756	9:40.637	15:48:38.174	Bhurit BHIROMBHAKDI
4 -	15:50:43.288	Bhurit BHIROMBHAKDI	2:05.114	4:39.088	14:19.725	15:55:22.376	Bhurit BHIROMBHAKDI
-	Finish	Bhurit BHIROMBHAKDI	5:47.658				

P17 17 GT3PA Anstone Racing				Mercedes-AMG GT3			
D1: Xu WEI		Total Stint: 7 Laps - 15:52.379 (34.92%)		Best Lap: 1:54.137 On Lap 13 @ 143.63 kph			
D2: Naoki YOKOMIZO		Total Stint: 6 Laps - 18:20.322 (40.35%)		Best Lap: 1:52.062 On Lap 6 @ 146.29 kph			
STOP	IN TIME	DRIVER IN	STINT TIME	STOP TIME	TOTAL STOP TIME	OUT TIME	DRIVER OUT
1 -	15:24:26.120	Naoki YOKOMIZO	8:37.877	5:57.722	5:57.722	15:30:23.842	Naoki YOKOMIZO
2 -	15:38:02.412	Naoki YOKOMIZO	7:38.570	2:03.875	8:01.597	15:40:06.287	Xu WEI
3 -	15:50:11.879	Xu WEI	10:05.592	5:16.576	13:18.173	15:55:28.455	Xu WEI
-	Finish	Xu WEI	5:46.787				

P18 21 GT3AM OpenRoad Racing				Porsche 911 GT3 R			
D1: Philippe DESCOMBES		Total Stint: 4 Laps - 17:53.586 (42.15%)		Best Lap: 1:53.561 On Lap 3 @ 144.36 kph			
D2: Francis TJIA		Total Stint: 7 Laps - 15:40.719 (36.94%)		Best Lap: 1:52.236 On Lap 11 @ 146.07 kph			
STOP	IN TIME	DRIVER IN	STINT TIME	STOP TIME	TOTAL STOP TIME	OUT TIME	DRIVER OUT
1 -	15:23:24.582	Philippe DESCOMBES	4:08.300	3:44.004	3:44.004	15:27:08.586	Philippe DESCOMBES
2 -	15:36:28.488	Philippe DESCOMBES	9:19.902	4:25.384	8:09.388	15:40:53.872	Francis TJIA
3 -	15:50:55.433	Francis TJIA	10:01.561	5:08.496	13:17.884	15:56:03.929	Francis TJIA
-	Finish	Francis TJIA	5:39.158				

P19 888 GT3PA Triple Eight Race Engineering Australia				Mercedes-AMG GT3			
D1: HH Prince Abdul Rahman IBRAHIM		Total Stint: 6 Laps - 13:52.899 (30.04%)		Best Lap: 1:52.688 On Lap 13 @ 145.48 kph			
D2: Jazeman JAAFAR		Total Stint: 7 Laps - 21:43.238 (47%)		Best Lap: 1:52.388 On Lap 5 @ 145.87 kph			
STOP	IN TIME	DRIVER IN	STINT TIME	STOP TIME	TOTAL STOP TIME	OUT TIME	DRIVER OUT
1 -	15:25:10.267	Jazeman JAAFAR	11:51.559	5:40.680	5:40.680	15:30:50.947	Jazeman JAAFAR
2 -	15:40:21.233	Jazeman JAAFAR	9:30.286	2:14.648	7:55.328	15:42:35.881	HH Prince Abdul Rahman IBRAHIM
3 -	15:50:49.720	HH Prince Abdul Rahman	8:13.839	4:55.826	12:51.154	15:55:45.546	HH Prince Abdul Rahman IBRAHIM
-	Finish	HH Prince Abdul Rahman	5:39.060				

P20 88 GT3PA Craft-Bamboo Racing				Mercedes-AMG GT3			
D1: Jeffrey LEE		Total Stint: 9 Laps - 27:00.601 (59.65%)		Best Lap: 1:55.529 On Lap 10 @ 141.90 kph			
D2: Alessio PICARIELLO		Total Stint: 5 Laps - 18:16.441 (40.35%)		Best Lap: 1:52.466 On Lap 15 @ 145.77 kph			
STOP	IN TIME	DRIVER IN	STINT TIME	STOP TIME	TOTAL STOP TIME	OUT TIME	DRIVER OUT
1 -	15:22:53.285	Alessio PICARIELLO	7:36.217	4:57.041	4:57.041	15:27:50.326	Jeffrey LEE
2 -	15:46:13.032	Jeffrey LEE	18:22.706	9:02.195	13:59.236	15:55:15.227	Alessio PICARIELLO
-	Finish	Alessio PICARIELLO	5:18.883				

Weather / Track : Rain / Wet

Chang International
Circuit Length = 4.554 km
Start: 15:15 Flag 16:00 End: 16:05

Blancpain GT World Challenge Asia

FREE PRACTICE 2 - PIT STOP ANALYSIS

STOP	IN TIME	DRIVER IN	STINT TIME	STOP TIME	TOTAL STOP TIME	OUT TIME	DRIVER OUT
1 -	15:26:32.338	Chonsawat ASAVAHAHAME	7:50.709	1:35.433	1:35.433	15:28:07.771	Chonsawat ASAVAHAHAME
2 -	15:42:15.696	Chonsawat ASAVAHAHAME	14:07.925	3:48.285	5:23.718	15:46:03.981	Akihiro ASAI
3 -	15:50:09.692	Akihiro ASAI	4:05.711	5:16.361	10:40.079	15:55:26.053	Akihiro ASAI
-	Finish	Akihiro ASAI	6:01.266				

STOP	IN TIME	DRIVER IN	STINT TIME	STOP TIME	TOTAL STOP TIME	OUT TIME	DRIVER OUT
1 -	15:24:31.244	Andrew MACPHERSON	9:05.907	3:12.438	3:12.438	15:27:43.682	William Ben PORTER
2 -	15:37:42.651	William Ben PORTER	9:58.969	1:36.316	4:48.754	15:39:18.967	William Ben PORTER
3 -	15:48:52.978	William Ben PORTER	9:34.011	6:22.950	11:11.704	15:55:15.928	Andrew MACPHERSON
-	Finish	Andrew MACPHERSON	6:04.856				

STOP	IN TIME	DRIVER IN	STINT TIME	STOP TIME	TOTAL STOP TIME	OUT TIME	DRIVER OUT
1 -	15:24:07.033	Daniel BILSKI	8:45.165	3:13.944	3:13.944	15:27:20.977	Daniel BILSKI
2 -	15:35:17.659	Daniel BILSKI	7:56.682	2:14.352	5:28.296	15:37:32.011	Henk KIKS
3 -	15:49:39.152	Henk KIKS	12:07.141	5:57.945	11:26.241	15:55:37.097	Henk KIKS
-	Finish	Henk KIKS	5:49.187				

STOP	IN TIME	DRIVER IN	STINT TIME	STOP TIME	TOTAL STOP TIME	OUT TIME	DRIVER OUT
1 -	15:18:17.813	Takayuki KINOSHITA	2:27.481	3:20.517	3:20.517	15:21:38.330	Takayuki KINOSHITA
2 -	15:23:54.518	Takayuki KINOSHITA	2:16.188	3:34.785	6:55.302	15:27:29.303	Takayuki KINOSHITA
3 -	15:37:48.619	Takayuki KINOSHITA	10:19.316	2:03.773	8:59.075	15:39:52.392	Takayuki KINOSHITA
4 -	15:46:03.039	Takayuki KINOSHITA	6:10.647	1:53.662	10:52.737	15:47:56.701	Takayuki KINOSHITA
5 -	15:49:59.350	Takayuki KINOSHITA	2:02.649	5:54.560	16:47.297	15:55:53.910	Sunako JUKUCHOU
-	Finish	Sunako JUKUCHOU	5:53.981				

STOP	IN TIME	DRIVER IN	STINT TIME	STOP TIME	TOTAL STOP TIME	OUT TIME	DRIVER OUT
1 -	15:25:05.681	Setiawan SANTOSO	9:07.394	2:42.318	2:42.318	15:27:47.999	Setiawan SANTOSO
2 -	15:42:04.309	Setiawan SANTOSO	14:16.310	2:10.826	4:53.144	15:44:15.135	Ringo CHONG
3 -	15:50:35.980	Ringo CHONG	6:20.845	5:33.478	10:26.622	15:56:09.458	Ringo CHONG
-	Finish	Ringo CHONG	4:07.131				

STOP	IN TIME	DRIVER IN	STINT TIME	STOP TIME	TOTAL STOP TIME	OUT TIME	DRIVER OUT
1 -	15:18:19.908	Tony FONG	2:24.449	1:30.328	1:30.328	15:19:50.236	Tony FONG
2 -	15:24:19.187	Tony FONG	4:28.951	3:22.337	4:52.665	15:27:41.524	Tony FONG
3 -	15:38:24.944	Tony FONG	10:43.420	1:30.945	6:23.610	15:39:55.889	Brian LEE
4 -	15:50:06.116	Brian LEE	10:10.227	5:46.283	12:09.893	15:55:52.399	Brian LEE
5 -	16:01:54.515	Brian LEE					

STOP	IN TIME	DRIVER IN	STINT TIME	STOP TIME	TOTAL STOP TIME	OUT TIME	DRIVER OUT
1 -	15:23:35.254	Munkong SATHIENTHIRAKUL	4:50.769	4:34.945	4:34.945	15:28:10.199	Munkong SATHIENTHIRAKUL

Weather / Track : Rain / Wet

Results can be found at www.tsl-timing.com

Page 4 of 5

Chang International
Circuit Length = 4.554 km
Start: 15:15 Flag 16:00 End: 16:05

Printed - 19:43 Friday, 10 May 2019

Blancpain GT World Challenge Asia

FREE PRACTICE 2 - PIT STOP ANALYSIS

2 -	15:42:38.419	Munkong SATHIENTHIR/	14:28.220	2:54.068	7:29.013	15:45:32.487	Preeda TANTEM SAPYA
3 -	15:49:50.764	Preeda TANTEM SAPYA	4:18.277	6:11.656	13:40.669	15:56:02.420	Preeda TANTEM SAPYA
-	Finish	Preeda TANTEM SAPYA/	4:06.059				

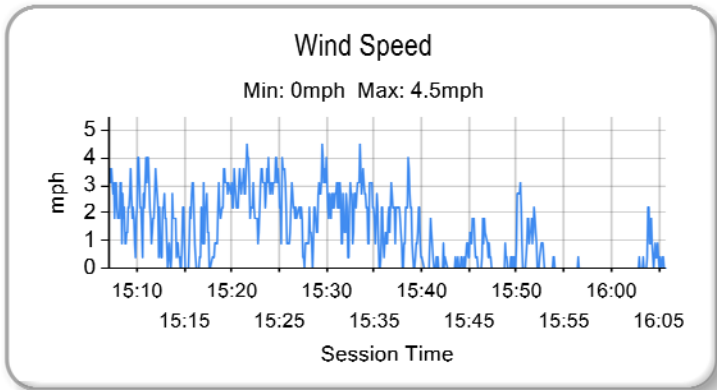
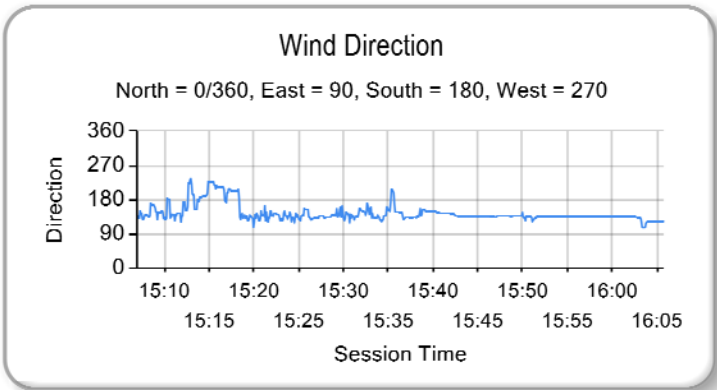
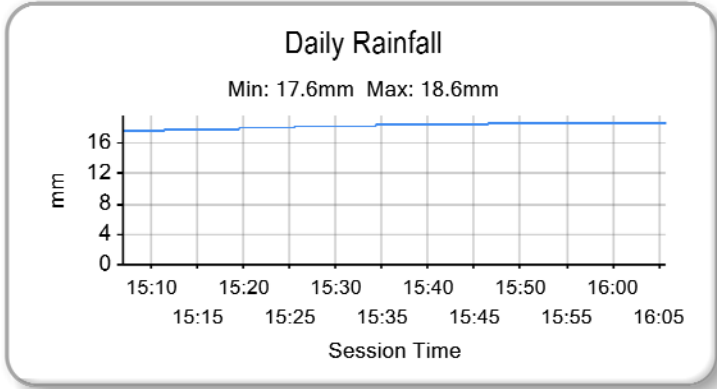
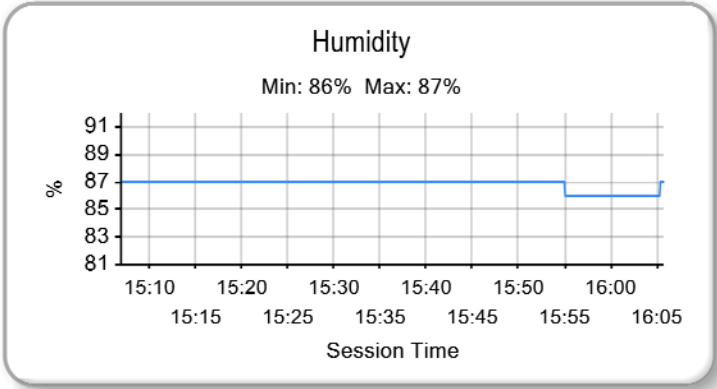
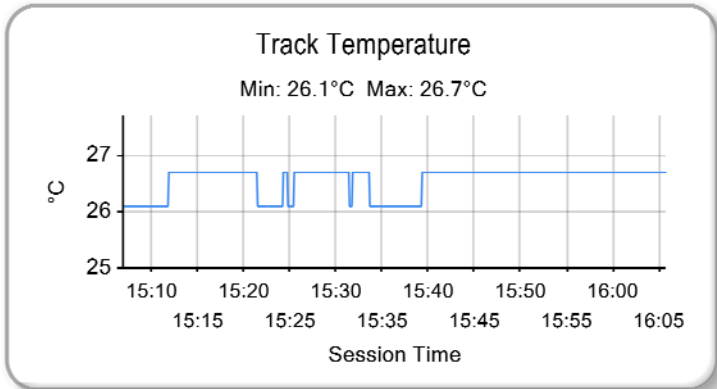
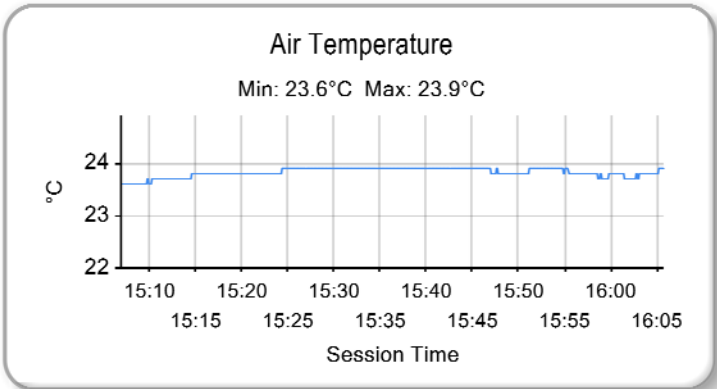
STOP	IN TIME	DRIVER IN	STINT TIME	STOP TIME	TOTAL STOP TIME	OUT TIME	DRIVER OUT
1 -	15:24:09.883	Frank YU	8:46.336	3:29.666	3:29.666	15:27:39.549	Frank YU
2 -	15:38:09.664	Frank YU	10:30.115	2:18.789	5:48.455	15:40:28.453	Jean-Marc MERLIN
3 -	15:51:05.771	Jean-Marc MERLIN	10:37.318	4:52.264	10:40.719	15:55:58.035	Jean-Marc MERLIN
-	Finish	Jean-Marc MERLIN	6:06.478				

STOP	IN TIME	DRIVER IN	STINT TIME	STOP TIME	TOTAL STOP TIME	OUT TIME	DRIVER OUT
1 -	15:24:57.888	Angelo NEGRO	8:54.781	3:00.704	3:00.704	15:27:58.592	Angelo NEGRO
2 -	15:44:29.701	Angelo NEGRO	16:31.109	2:13.464	5:14.168	15:46:43.165	Alan YEO
3 -	15:55:02.884	Alan YEO	8:19.719	1:39.111	6:53.279	15:56:41.995	Alan YEO
-	Finish	Alan YEO	4:05.773				

STOP	IN TIME	DRIVER IN	STINT TIME	STOP TIME	TOTAL STOP TIME	OUT TIME	DRIVER OUT
1 -	15:24:33.070	Jingzu SUN	8:57.070	2:43.692	2:43.692	15:27:16.762	Jingzu SUN
-	Finish	Jingzu SUN	4:15.773				

Blancpain GT World Challenge Asia

FREE PRACTICE 2 - WEATHER CONDITIONS



Weather / Track : Rain / Wet

Results can be found at www.tsl-timing.com

Chang International
Circuit Length = 4.554 km
Start: 15:15 Flag 16:00 End: 16:05

Printed - 16:13 Friday, 10 May 2019

Blancpain GT World Challenge Asia

FREE PRACTICE 2 - STATISTICS

Competitors Started 30
Planned Start 2019-05-10 @ 15:15:00.000
Actual Start 2019-05-10 @ 15:15:02.247
Finish Time 2019-05-10 @ 16:00:05.241
Track Length 4.554km
Total Laps 419
Total Distance Covered 1908.126km

Session Fastest Lap History

NO	CL	NAME	LAP TIME	TIME OF DAY	LAP	VEHICLE
97	GT3S	Solite Indigo Racing <i>M. METZGER</i>	1:51.150	15:18:47.850	2	Mercedes-AMG GT3
97	GT3S	Solite Indigo Racing <i>M. METZGER</i>	1:50.106	15:20:37.956	3	Mercedes-AMG GT3
999	GT3S	Audi Sport Asia Team TSRT <i>W. CHEN</i>	1:50.024	15:36:33.903	8	Audi R8 LMS GT3 2019
61	GT3PA	ABSSA Motorsport <i>P. BHIROMBHAKDI</i>	1:49.506	15:37:30.592	8	McLaren 720S GT3
666	GT3PA	Vincenzo Sospiri Racing <i>F. SCHANDORFF</i>	1:49.222	15:58:58.265	14	Lamborghini Huracan GT3
27	GT3S	HubAuto Corsa <i>A. HEIMGARTNER</i>	1:48.759	15:59:05.664	16	Ferrari 488 GT3
666	GT3PA	Vincenzo Sospiri Racing <i>F. SCHANDORFF</i>	1:48.758	16:00:47.023	15	Lamborghini Huracan GT3

Flag History

TYPE	TIME OF DAY
GREEN	15:15:02.247
RED	15:22:40.296
GREEN	15:27:04.866
RED	15:49:23.480
GREEN	15:55:02.722
FINISH	16:00:05.241

Flag Statistics

TYPE	COUNT	TOTAL LAPS	TOTAL TIME
Green	3	17	40:40.860
Red	2	0	10:03.812
Safety Car	0	0	0.000
FCY	0	0	0.000

Weather / Track : Rain / Wet

These results are provisional until the conclusion of any judicial and technical matters.

Chang International
Circuit Length = 4.554 km
Start: 15:15 Flag 16:00 End: 16:05

Race Director : Ravin	Stewards :	Timekeeper :
-----------------------	------------	--------------

Blancpain GT World Challenge Asia

FREE PRACTICE 2 - STATISTICS

CLASS : GT3S

7 Starters

Fastest Lap History

NO	NAME	LAP TIME	TIME OF DAY	LAP	VEHICLE
97	Solite Indigo Racing <i>M. METZGER</i>	1:51.150	15:18:47.850	2	Mercedes-AMG GT3
97	Solite Indigo Racing <i>M. METZGER</i>	1:50.106	15:20:37.956	3	Mercedes-AMG GT3
999	Audi Sport Asia Team TSRT <i>W. CHEN</i>	1:50.024	15:36:33.903	8	Audi R8 LMS GT3 2019
27	HubAuto Corsa <i>Y. SAKAMOTO</i>	1:49.535	15:49:15.319	14	Ferrari 488 GT3
27	HubAuto Corsa <i>A. HEIMGARTNER</i>	1:48.759	15:59:05.664	16	Ferrari 488 GT3

Weather / Track : Rain / Wet

These results are provisional until the conclusion of any judicial and technical matters.

Chang International

Circuit Length = 4.554 km

Start: 15:15 Flag 16:00 End: 16:05

Race Director : Ravin	Stewards :	Timekeeper :
-----------------------	------------	--------------

Blancpain GT World Challenge Asia

FREE PRACTICE 2 - STATISTICS

CLASS : GT3PA

13 Starters

Fastest Lap History

NO	NAME	LAP TIME	TIME OF DAY	LAP	VEHICLE
888	Triple Eight Race Engineering Australia <i>H. IBRAHIM</i>	1:54.120	15:19:01.075	2	Mercedes-AMG GT3
88	Craft-Bamboo Racing <i>A. PICARIELLO</i>	1:53.194	15:20:59.649	3	Mercedes-AMG GT3
910	JRM <i>C. VAN DER DRIFT</i>	1:52.704	15:21:33.697	3	Porsche 911 GT3 R
59	Singha Plan-B by Absolute Racing <i>K. KUSIRI</i>	1:51.994	15:31:05.250	5	Audi R8 LMS GT3 2019
55	Craft-Bamboo Racing <i>M. MOH</i>	1:51.208	15:35:18.084	7	Mercedes-AMG GT3
918	Panther/AAS Motorsport <i>A. IMPERATORI</i>	1:50.882	15:35:30.394	7	Porsche 911 GT3 R
918	Panther/AAS Motorsport <i>A. IMPERATORI</i>	1:50.418	15:37:20.812	8	Porsche 911 GT3 R
61	ABSSA Motorsport <i>P. BHIROMBHAKDI</i>	1:49.506	15:37:30.592	8	McLaren 720S GT3
666	Vincenzo Sospiri Racing <i>F. SCHANDORFF</i>	1:49.222	15:58:58.265	14	Lamborghini Huracan GT3 EVO
666	Vincenzo Sospiri Racing <i>F. SCHANDORFF</i>	1:48.758	16:00:47.023	15	Lamborghini Huracan GT3 EVO

Weather / Track : Rain / Wet

These results are provisional until the conclusion of any judicial and technical matters.

Chang International

Circuit Length = 4.554 km

Start: 15:15 Flag 16:00 End: 16:05

Race Director : Ravin	Stewards :	Timekeeper :
-----------------------	------------	--------------

Blancpain GT World Challenge Asia

FREE PRACTICE 2 - STATISTICS

CLASS : GT3AM

4 Starters

Fastest Lap History

NO	NAME	LAP TIME	TIME OF DAY	LAP	VEHICLE
26	B-Quik Racing <i>H. KIKS</i>	1:58.279	15:19:47.033	2	Audi R8 LMS GT3 2019
21	OpenRoad Racing <i>F. TJJA</i>	1:53.561	15:30:54.489	3	Porsche 911 GT3 R
21	OpenRoad Racing <i>P. DESCOMBES</i>	1:52.236	15:59:50.169	11	Porsche 911 GT3 R

Weather / Track : Rain / Wet

These results are provisional until the conclusion of any judicial and technical matters.

Chang International

Circuit Length = 4.554 km

Start: 15:15 Flag 16:00 End: 16:05

Race Director : Ravin

Stewards :

Timekeeper :

Blancpain GT World Challenge Asia

FREE PRACTICE 2 - STATISTICS

CLASS : GT4AM

6 Starters

Fastest Lap History

NO	NAME	LAP TIME	TIME OF DAY	LAP	VEHICLE
77	Craft-Bamboo Racing <i>F. YU</i>	2:04.332	15:19:43.485	2	Mercedes-AMG GT4
77	Craft-Bamboo Racing <i>F. YU</i>	2:02.875	15:21:46.361	3	Mercedes-AMG GT4
111	Team iRace.Win <i>R. CHONG</i>	2:02.118	15:22:30.920	3	Mercedes-AMG GT4
11	GTO Racing with TTR <i>T. FONG</i>	2:01.435	15:31:48.226	4	Mercedes-AMG GT4
81	BMW Team Studie <i>S. JUKUCHOU</i>	2:01.099	15:35:44.746	5	BMW M4 GT4
11	GTO Racing with TTR <i>T. FONG</i>	2:00.642	15:35:51.247	6	Mercedes-AMG GT4
111	Team iRace.Win <i>R. CHONG</i>	1:59.415	15:35:55.458	7	Mercedes-AMG GT4
81	BMW Team Studie <i>T. KINOSHITA</i>	1:58.025	15:59:49.006	11	BMW M4 GT4

Weather / Track : Rain / Wet

These results are provisional until the conclusion of any judicial and technical matters.

Chang International

Circuit Length = 4.554 km

Start: 15:15 Flag 16:00 End: 16:05

Race Director : Ravin	Stewards :	Timekeeper :
-----------------------	------------	--------------

Blancpain GT World Challenge Asia

OFFICIAL PRACTICE - CLASSIFICATION

POS	NO	CL	PIC	TEAM / DRIVERS	CAR	TIME	ON	LAPS	GAP	DIFF	KPH
1	88	GT3PA	1	Craft-Bamboo Racing (HKG) Jeffrey LEE (TPE) / Alessio PICARIELLO (BEL)	Mercedes-AMG GT3	1:33.933	14	16			174.53
2	918	GT3PA	2	Panther/AAS Motorsport (CHN) Vutthikorn INTHRAPHUVASAK (THA) / Alexandre IMPERATORI (CHE)	Porsche 911 GT3 R	1:34.220	10	12	0.287	0.287	174.00
3	13	GT3PA	3	Audi Sport Asia Team Absolute Racing (CHN) Jingzu SUN (CHN) / Congfu CHENG (CHN)	Audi R8 LMS GT3 2019	1:34.343	13	16	0.410	0.123	173.77
4	888	GT3PA	4	Triple Eight Race Engineering Australia (AUS) HH Prince Abdul Rahman IBRAHIM (MYS) / Jazeman JAAFAR (MYS)	Mercedes-AMG GT3	1:34.372	12	14	0.439	0.029	173.72
5	75	GT3PA	5	T2 Motorsports (SGP) David TJIPTOBIANTORO (IDN) / Rio HARYANTO (IDN)	Ferrari 488 GT3	1:34.724	16	17	0.791	0.352	173.07
6	999	GT3S	1	Audi Sport Asia Team TSRT (CHN) Weian CHEN (CHN) / Andre COUTO (MAC)	Audi R8 LMS GT3 2019	1:34.821	15	16	0.888	0.097	172.89
7	12	GT3S	2	Audi Sport Asia Team Absolute Racing (CHN) Weiron TAN (MYS) / Martin RUMP (EST)	Audi R8 LMS GT3 2019	1:34.867	6	13	0.934	0.046	172.81
8	97	GT3S	3	Solite Indigo Racing (KOR) Roelof BRUINS (KOR) / Manuel METZGER (DEU)	Mercedes-AMG GT3	1:34.897	14	16	0.964	0.030	172.75
9	17	GT3PA	6	Anstone Racing (CHN) Xu WEI (CHN) / Naoki YOKOMIZO (JPN)	Mercedes-AMG GT3	1:34.935	16	16	1.002	0.038	172.69
10	27	GT3S	4	HubAuto Corsa (TPE) Yuya SAKAMOTO (JPN) / Andre HEIMGARTNER (NZL)	Ferrari 488 GT3	1:35.045	8	18	1.112	0.110	172.49
11	99	GT3S	5	Craft-Bamboo Racing (HKG) Darryl O'YOUNG (HKG) / Christina NIELSEN (DNK)	Mercedes-AMG GT3	1:35.083	16	16	1.150	0.038	172.42
12	666	GT3PA	7	Vincenzo Sospiri Racing (ITA) Alex AU (HKG) / Frederik SCHANDORFF (DNK)	Lamborghini Huracan GT3 EVO	1:35.132	17	17	1.199	0.049	172.33
13	912	GT3S	6	Absolute Racing (CHN) Yuan BO (CHN) / Jono LESTER (NZL)	Porsche 911 GT3 R	1:35.191	13	14	1.258	0.059	172.22
14	8	GT3PA	8	ARN Racing (JPN) Hiroaki NAGAI (JPN) / Yuta KAMIMURA (JPN)	Porsche 911 GT3 R	1:35.228	7	17	1.295	0.037	172.15
15	911	GT3S	7	Absolute Racing (CHN) Tanart SATHIENTHIRAKUL (THA) / Philip HAMPRECHT (DEU)	Porsche 911 GT3 R	1:35.242	9	11	1.309	0.014	172.13
16	55	GT3PA	9	Craft-Bamboo Racing (HKG) Daniel AU (SGP) / Melvin MOH (MYS)	Mercedes-AMG GT3	1:35.419	17	17	1.486	0.177	171.81
17	16	GT3PA	10	Modena Motorsports (HKG) John SHEN (HKG) / Benny SIMONSEN (DNK)	Porsche 911 GT3 R	1:35.492	10	14	1.559	0.073	171.68
18	59	GT3PA	11	Singha Plan-B by Absolute Racing (THA) Bhurit BHIROMBHAKDI (THA) / Kantasak KUSIRI (THA)	Audi R8 LMS GT3 2019	1:35.547	17	17	1.614	0.055	171.58
19	21	GT3AM	1	OpenRoad Racing (HKG) Philippe DESCOMBES (HKG) / Francis TJIA (HKG)	Porsche 911 GT3 R	1:35.594	10	13	1.661	0.047	171.50
20	61	GT3PA	12	ABSSA Motorsport (JPN) Piti BHIROMBHAKDI (THA) / Keita SAWA (JPN)	McLaren 720S GT3	1:36.310	17	17	2.377	0.716	170.22
21	51	GT3AM	2	AMAC Motorsport (AUS) Andrew MACPHERSON (AUS) / William Ben PORTER (AUS)	Lamborghini Huracan GT3 EVO	1:36.624	13	17	2.691	0.314	169.67
22	910	GT3PA	13	JRM (CHN) CHAO LI (CHN) / Chris VAN DER DRIFT (NZL)	Porsche 911 GT3 R	1:36.891	5	17	2.958	0.267	169.20
23	26	GT3AM	3	B-Quik Racing (THA) Daniel BILSKI (AUS) / Henk KIKS (NLD)	Audi R8 LMS GT3 2019	1:37.274	3	16	3.341	0.383	168.53
24	128	GT3AM	4	Vattana Motorsport (THA) Chonsawat ASAVAHAME (THA) / Akihiro ASAI (JPN)	Lamborghini Huracan GT3 EVO	1:38.373	14	16	4.440	1.099	166.65
25	11	GT4AM	1	GTO Racing with TTR (JPN) Brian LEE (TPE) / Tony FONG (HKG)	Mercedes-AMG GT4	1:45.056	12	14	11.123	6.683	156.05
26	81	GT4AM	2	BMW Team Studie (JPN) Takayuki KINOSHITA (JPN) / Sunako JUKUCHOU (JPN)	BMW M4 GT4	1:45.349	15	15	11.416	0.293	155.61
27	111	GT4AM	3	Team iRace.Win (TPE) Setiawan SANTOSO (IDN) / Ringo CHONG (SGP)	Mercedes-AMG GT4	1:45.544	6	15	11.611	0.195	155.33
28	77	GT4AM	4	Craft-Bamboo Racing (HKG) Frank YU (HKG) / Jean-Marc MERLIN (FRA)	Mercedes-AMG GT4	1:45.719	12	15	11.786	0.175	155.07
29	80	GT4AM	5	Racing Spirit Team (THA) Munkong SATHIENTHIRAKUL (THA) / Preeda TANTEM SAPYA (THA)	Porsche Cayman GT4 Clubspor	1:47.199	12	15	13.266	1.480	152.93
30	199	GT4AM	6	Team iRace.Win (TPE) Angelo NEGRO (ITA) / Alan YEO (AUS)	Mercedes-AMG GT4	1:48.441	14	15	14.508	1.242	151.18

Chang International
Circuit Length = 4.554 km
Start: 09:00 Flag 09:30 End: 09:33

Weather / Track : Bright / Dry

These results are provisional until the conclusion of any judicial and technical matters.

Race Director : Ravin	Stewards :	Timekeeper :
-----------------------	------------	--------------

Results can be found at www.tsl-timing.com

Printed - 09:34 Saturday, 11 May 2019

Blancpain GT World Challenge Asia

OFFICIAL PRACTICE - CLASSIFICATION BY CATEGORY

CATEGORY : GT3

POS	NO	CL	NAME	ENTRY	TIME	ON	LAPS	GAP	DIFF	KPH
1	88	GT3PA	Craft-Bamboo Racing	HKG Mercedes-AMG GT3	1:33.933	14	16			174.53
2	918	GT3PA	Panther/AAS Motorsport	CHN Porsche 911 GT3 R	1:34.220	10	12	0.287	0.287	174.00
3	13	GT3PA	Audi Sport Asia Team Absolute	CHN Audi R8 LMS GT3 2019	1:34.343	13	16	0.410	0.123	173.77
4	888	GT3PA	Triple Eight Race Engineering A	AUS Mercedes-AMG GT3	1:34.372	12	14	0.439	0.029	173.72
5	75	GT3PA	T2 Motorsports	SGP Ferrari 488 GT3	1:34.724	16	17	0.791	0.352	173.07
6	999	GT3S	Audi Sport Asia Team TSRT	CHN Audi R8 LMS GT3 2019	1:34.821	15	16	0.888	0.097	172.89
7	12	GT3S	Audi Sport Asia Team Absolute	CHN Audi R8 LMS GT3 2019	1:34.867	6	13	0.934	0.046	172.81
8	97	GT3S	Solite Indigo Racing	KOR Mercedes-AMG GT3	1:34.897	14	16	0.964	0.030	172.75
9	17	GT3PA	Anstone Racing	CHN Mercedes-AMG GT3	1:34.935	16	16	1.002	0.038	172.69
10	27	GT3S	HubAuto Corsa	TPE Ferrari 488 GT3	1:35.045	8	18	1.112	0.110	172.49
11	99	GT3S	Craft-Bamboo Racing	HKG Mercedes-AMG GT3	1:35.083	16	16	1.150	0.038	172.42
12	666	GT3PA	Vincenzo Sospiri Racing	ITA Lamborghini Huracan GT3 EVO	1:35.132	17	17	1.199	0.049	172.33
13	912	GT3S	Absolute Racing	CHN Porsche 911 GT3 R	1:35.191	13	14	1.258	0.059	172.22
14	8	GT3PA	ARN Racing	JPN Porsche 911 GT3 R	1:35.228	7	17	1.295	0.037	172.15
15	911	GT3S	Absolute Racing	CHN Porsche 911 GT3 R	1:35.242	9	11	1.309	0.014	172.13
16	55	GT3PA	Craft-Bamboo Racing	HKG Mercedes-AMG GT3	1:35.419	17	17	1.486	0.177	171.81
17	16	GT3PA	Modena Motorsports	HKG Porsche 911 GT3 R	1:35.492	10	14	1.559	0.073	171.68
18	59	GT3PA	Singha Plan-B by Absolute Raci	THA Audi R8 LMS GT3 2019	1:35.547	17	17	1.614	0.055	171.58
19	21	GT3AM	OpenRoad Racing	HKG Porsche 911 GT3 R	1:35.594	10	13	1.661	0.047	171.50
20	61	GT3PA	ABSSA Motorsport	JPN McLaren 720S GT3	1:36.310	17	17	2.377	0.716	170.22
21	51	GT3AM	AMAC Motorsport	AUS Lamborghini Huracan GT3 EVO	1:36.624	13	17	2.691	0.314	169.67
22	910	GT3PA	JRM	CHN Porsche 911 GT3 R	1:36.891	5	17	2.958	0.267	169.20
23	26	GT3AM	B-Quik Racing	THA Audi R8 LMS GT3 2019	1:37.274	3	16	3.341	0.383	168.53
24	128	GT3AM	Vattana Motorsport	THA Lamborghini Huracan GT3 EVO	1:38.373	14	16	4.440	1.099	166.65

CATEGORY : GT4

POS	NO	CL	NAME	ENTRY	TIME	ON	LAPS	GAP	DIFF	KPH
1	11	GT4AM	GTO Racing with TTR	JPN Mercedes-AMG GT4	1:45.056	12	14			156.05
2	81	GT4AM	BMW Team Studie	JPN BMW M4 GT4	1:45.349	15	15	0.293	0.293	155.61
3	111	GT4AM	Team iRace.Win	TPE Mercedes-AMG GT4	1:45.544	6	15	0.488	0.195	155.33
4	77	GT4AM	Craft-Bamboo Racing	HKG Mercedes-AMG GT4	1:45.719	12	15	0.663	0.175	155.07
5	80	GT4AM	Racing Spirit Team	THA Porsche Cayman GT4 Clubsport MR	1:47.199	12	15	2.143	1.480	152.93
6	199	GT4AM	Team iRace.Win	TPE Mercedes-AMG GT4	1:48.441	14	15	3.385	1.242	151.18

Weather / Track : Bright / Dry

These results are provisional until the conclusion of any judicial and technical matters.

Chang International

Circuit Length = 4.554 km

Start: 09:00 Flag 09:30 End: 09:33

Race Director : Ravin	Stewards :	Timekeeper :
-----------------------	------------	--------------

Results can be found at www.tsl-timing.com

Printed - 09:36 Saturday, 11 May 2019

Blancpain GT World Challenge Asia

OFFICIAL PRACTICE - CLASSIFICATION BY CLASS

CLASS : GT3 - GT3PA

POS	NO	NAME	ENTRY	TIME	ON	LAPS	GAP	DIFF	KPH
1	88	Craft-Bamboo Racing	Mercedes-AMG GT3	1:33.933	14	16			174.53
2	918	Panther/AAS Motorsport	Porsche 911 GT3 R	1:34.220	10	12	0.287	0.287	174.00
3	13	Audi Sport Asia Team Absolute Racing	Audi R8 LMS GT3 2019	1:34.343	13	16	0.410	0.123	173.77
4	888	Triple Eight Race Engineering Australia	Mercedes-AMG GT3	1:34.372	12	14	0.439	0.029	173.72
5	75	T2 Motorsports	Ferrari 488 GT3	1:34.724	16	17	0.791	0.352	173.07
6	17	Anstone Racing	Mercedes-AMG GT3	1:34.935	16	16	1.002	0.211	172.69
7	666	Vincenzo Sospiri Racing	Lamborghini Huracan GT3 EVO	1:35.132	17	17	1.199	0.197	172.33
8	8	ARN Racing	Porsche 911 GT3 R	1:35.228	7	17	1.295	0.096	172.15
9	55	Craft-Bamboo Racing	Mercedes-AMG GT3	1:35.419	17	17	1.486	0.191	171.81
10	16	Modena Motorsports	Porsche 911 GT3 R	1:35.492	10	14	1.559	0.073	171.68
11	59	Singha Plan-B by Absolute Racing	Audi R8 LMS GT3 2019	1:35.547	17	17	1.614	0.055	171.58
12	61	ABSSA Motorsport	McLaren 720S GT3	1:36.310	17	17	2.377	0.763	170.22
13	910	JRM	Porsche 911 GT3 R	1:36.891	5	17	2.958	0.581	169.20

CLASS : GT3 - GT3S

POS	NO	NAME	ENTRY	TIME	ON	LAPS	GAP	DIFF	KPH
1	999	Audi Sport Asia Team TSRT	Audi R8 LMS GT3 2019	1:34.821	15	16			172.89
2	12	Audi Sport Asia Team Absolute Racing	Audi R8 LMS GT3 2019	1:34.867	6	13	0.046	0.046	172.81
3	97	Solite Indigo Racing	Mercedes-AMG GT3	1:34.897	14	16	0.076	0.030	172.75
4	27	HubAuto Corsa	Ferrari 488 GT3	1:35.045	8	18	0.224	0.148	172.49
5	99	Craft-Bamboo Racing	Mercedes-AMG GT3	1:35.083	16	16	0.262	0.038	172.42
6	912	Absolute Racing	Porsche 911 GT3 R	1:35.191	13	14	0.370	0.108	172.22
7	911	Absolute Racing	Porsche 911 GT3 R	1:35.242	9	11	0.421	0.051	172.13

CLASS : GT3 - GT3AM

POS	NO	NAME	ENTRY	TIME	ON	LAPS	GAP	DIFF	KPH
1	21	OpenRoad Racing	Porsche 911 GT3 R	1:35.594	10	13			171.50
2	51	AMAC Motorsport	Lamborghini Huracan GT3 EVO	1:36.624	13	17	1.030	1.030	169.67
3	26	B-Quik Racing	Audi R8 LMS GT3 2019	1:37.274	3	16	1.680	0.650	168.53
4	128	Vattana Motorsport	Lamborghini Huracan GT3 EVO	1:38.373	14	16	2.779	1.099	166.65

CLASS : GT4 - GT4AM

POS	NO	NAME	ENTRY	TIME	ON	LAPS	GAP	DIFF	KPH
1	11	GTO Racing with TTR	Mercedes-AMG GT4	1:45.056	12	14			156.05
2	81	BMW Team Studie	BMW M4 GT4	1:45.349	15	15	0.293	0.293	155.61
3	111	Team iRace.Win	Mercedes-AMG GT4	1:45.544	6	15	0.488	0.195	155.33
4	77	Craft-Bamboo Racing	Mercedes-AMG GT4	1:45.719	12	15	0.663	0.175	155.07
5	80	Racing Spirit Team	Porsche Cayman GT4 Clubsport MR	1:47.199	12	15	2.143	1.480	152.93
6	199	Team iRace.Win	Mercedes-AMG GT4	1:48.441	14	15	3.385	1.242	151.18

Weather / Track : Bright / Dry

These results are provisional until the conclusion of any judicial and technical matters.

Chang International

Circuit Length = 4.554 km

Start: 09:00 Flag 09:30 End: 09:33

Race Director : Ravin	Stewards :	Timekeeper :
-----------------------	------------	--------------

Results can be found at www.tsl-timing.com

Printed - 09:35 Saturday, 11 May 2019

Blancpain GT World Challenge Asia

OFFICIAL PRACTICE - COMBINED CLASSIFICATION

POS	NO	CL	PIC	NAME	FIRST		SECOND		THIRD		GAP	DIFF
					TIME	LAPS	TIME	LAPS	TIME	LAPS		
1	88	GT3PA	1	Craft-Bamboo Racing	1:34.798	20	1:52.466	15	1:33.933	16		
2	918	GT3PA	2	Panther/AAS Motorsport	1:35.589	23	1:50.418	14	1:34.220	12	0.287	0.287
3	13	GT3PA	3	Audi Sport Asia Team Absolute Rac	1:35.323	25	2:05.099	5	1:34.343	16	0.410	0.123
4	888	GT3PA	4	Triple Eight Race Engineering Austr	1:35.859	22	1:52.388	14	1:34.372	14	0.439	0.029
5	75	GT3PA	5	T2 Motorsports	1:36.559	23	1:51.449	14	1:34.724	17	0.791	0.352
6	999	GT3S	1	Audi Sport Asia Team TSRT	1:36.306	14	1:50.024	16	1:34.821	16	0.888	0.097
7	12	GT3S	2	Audi Sport Asia Team Absolute Rac	1:35.108	23	1:50.040	16	1:34.867	13	0.934	0.046
8	97	GT3S	3	Solite Indigo Racing	1:35.230	24	1:49.567	15	1:34.897	16	0.964	0.030
9	17	GT3PA	6	Anstone Racing	1:36.792	22	1:52.062	14	1:34.935	16	1.002	0.038
10	27	GT3S	4	HubAuto Corsa	1:36.411	17	1:48.759	17	1:35.045	18	1.112	0.110
11	99	GT3S	5	Craft-Bamboo Racing	1:36.282	24	1:50.695	14	1:35.083	16	1.150	0.038
12	666	GT3PA	7	Vincenzo Sospiri Racing	1:35.584	20	1:48.758	15	1:35.132	17	1.199	0.049
13	912	GT3S	6	Absolute Racing	1:36.397	23	1:49.467	16	1:35.191	14	1.258	0.059
14	8	GT3PA	8	ARN Racing	1:36.720	23	1:51.726	13	1:35.228	17	1.295	0.037
15	911	GT3S	7	Absolute Racing	1:35.705	23	1:51.588	14	1:35.242	11	1.309	0.014
16	910	GT3PA	9	JRM	1:35.281	20	1:50.178	15	1:36.891	17	1.348	0.039
17	55	GT3PA	10	Craft-Bamboo Racing	1:35.798	24	1:50.296	16	1:35.419	17	1.486	0.138
18	16	GT3PA	11	Modena Motorsports	1:36.363	20	1:50.535	11	1:35.492	14	1.559	0.073
19	21	GT3AM	1	OpenRoad Racing	1:35.512	22	1:52.236	12	1:35.594	13	1.579	0.020
20	59	GT3PA	12	Singha Plan-B by Absolute Racing	1:35.799	25	1:51.994	14	1:35.547	17	1.614	0.035
21	61	GT3PA	13	ABSSA Motorsport	1:36.128	22	1:49.506	15	1:36.310	17	2.195	0.581
22	128	GT3AM	2	Vattana Motorsport	1:36.410	20	1:52.695	12	1:38.373	16	2.477	0.282
23	51	GT3AM	3	AMAC Motorsport	1:36.440	23	1:54.158	16	1:36.624	17	2.507	0.030
24	26	GT3AM	4	B-Quik Racing	1:37.091	25	1:55.333	15	1:37.274	16	3.158	0.651
25	11	GT4AM	1	GTO Racing with TTR	1:46.740	20	1:59.583	14	1:45.056	14	11.123	7.965
26	81	GT4AM	2	BMW Team Studie	1:46.704	20	1:58.025	12	1:45.349	15	11.416	0.293
27	111	GT4AM	3	Team iRace.Win	1:46.506	23	1:58.390	14	1:45.544	15	11.611	0.195
28	77	GT4AM	4	Craft-Bamboo Racing	1:46.129	23	2:00.079	15	1:45.719	15	11.786	0.175
29	80	GT4AM	5	Racing Spirit Team	1:47.683	19	1:59.808	11	1:47.199	15	13.266	1.480
30	199	GT4AM	6	Team iRace.Win	1:47.793	22	2:01.400	15	1:48.441	15	13.860	0.594

Weather / Track : Bright / Dry

These results are provisional until the conclusion of any judicial and technical matters.

Chang International

Circuit Length = 4.554 km

Start: 09:00 Flag 09:30 End: 09:33

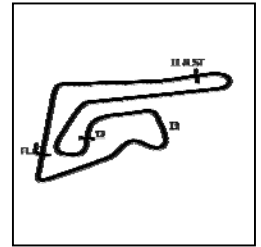
Race Director : Ravin

Stewards :

Timekeeper :

Blancpain GT World Challenge Asia

OFFICIAL PRACTICE - SECTOR ANALYSIS



SECTOR 1 = FL to I1, SECTOR 2 = I1 to I2 SECTOR 3 = I2 to I3, SECTOR 4 = I3 to FL, DIFF = Difference To Personal Best Lap, P = Crossed Finish Line in Pit Lane, D = Time Disallowed

P1 88 GT3PA Craft-Bamboo Racing		Mercedes-AMG GT3						
IDEAL LAP TIME : 1:33.856		BEST LAP TIME : 1:33.933		DIFFERENCE : 0.077				
D1: Jeffrey LEE		D2: Alessio PICARIELLO						
LAP	SECTOR 1	SECTOR 2	SECTOR 3	SPEED TRAP	LAP TIME	KPH	DIFF	TIME OF DAY
1 - D1	OUTLAP	42.152	42.002	237.8				09:02:30.594
2 - D1	24.058	37.323	39.480	243.2	1:40.861	162.54	6.928	09:04:11.455
3 - D1	23.877	36.842	38.856	245.4	1:39.575	164.64	5.642	09:05:51.030
4 - D1	24.432	37.908	IN PIT	244.3	1:51.195	P 147.43	17.262	09:07:42.225
5 - D1	OUTLAP	41.123	45.702	241.6	3:15.889	83.69	1:41.956	09:10:58.114
6 - D1	24.132	37.306	39.021	246.5	1:40.459	163.19	6.526	09:12:38.573
7 - D1	23.863	36.277	38.399	246.5	1:38.539	166.37	4.606	09:14:17.112
8 - D1	23.203	35.953	39.284	248.2	1:38.440	166.54	4.507	09:15:55.552
9 - D1	23.214	36.366	38.026	250.0	1:37.606	167.96	3.673	09:17:33.158
10 - D1	23.303	36.396	38.537	248.2	1:38.236	166.88	4.303	09:19:11.394
11 - D1	23.330	40.337	IN PIT	248.2	1:49.653	P 149.51	15.720	09:21:01.047
12 - D2	OUTLAP	35.938	37.056	245.4	3:01.688	90.23	1:27.755	09:24:02.735
13 - D2	23.138	34.814	36.709	247.7	1:34.661	(2) 173.19	0.728	09:25:37.396
14 - D2	22.969	34.653	36.311	248.2	1:33.933	(1) 174.53		09:27:11.329
15 - D2	22.892	36.519	37.752	248.8	1:37.163	(3) 168.73	3.230	09:28:48.492
16 - D2	23.220	35.580	IN PIT	247.1	1:38.175	P 166.99	4.242	09:30:26.667

P2 918 GT3PA Panther/AAS Motorsport		Porsche 911 GT3 R						
IDEAL LAP TIME : 1:34.168		BEST LAP TIME : 1:34.220		DIFFERENCE : 0.052				
D1: Vutthikorn INTRAPHUVA		D2: Alexandre IMPERATORI						
LAP	SECTOR 1	SECTOR 2	SECTOR 3	SPEED TRAP	LAP TIME	KPH	DIFF	TIME OF DAY
1 - D1	OUTLAP	39.510	40.601	228.8				09:02:15.021
2 - D1	23.618	36.622	IN PIT	246.0	1:44.000	P 157.63	9.780	09:03:59.021
3 - D1	OUTLAP	36.022	IN PIT	245.4	3:16.525	P 83.42	1:42.305	09:07:15.546
4 - D1	OUTLAP	39.967	44.280	242.1	3:41.857	73.89	2:07.637	09:10:57.403
5 - D1	23.317	35.498	36.776	247.1	1:35.591	171.50	1.371	09:12:32.994
6 - D1	23.009	35.273	36.827	248.2	1:35.109	(3) 172.37	0.889	09:14:08.103
7 - D1	23.033	34.993	36.662	248.2	1:34.688	(2) 173.14	0.468	09:15:42.791
8 - D1	22.891	35.064	IN PIT	249.4	1:38.781	P 165.96	4.561	09:17:21.572
9 - D2	OUTLAP	39.103	39.039	247.1	3:17.504	83.00	1:43.284	09:20:39.076
10 - D2	22.874	34.632	36.714	248.8	1:34.220	(1) 174.00		09:22:13.296
11 - D2	22.961	35.449	39.090	248.8	1:37.500	168.14	3.280	09:23:50.796
12 - D2	22.988	34.733	IN PIT	248.2	1:39.024	P 165.55	4.804	09:25:29.820

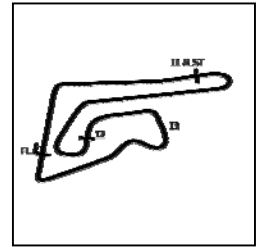
P3 13 GT3PA Audi Sport Asia Team Absolute Racing		Audi R8 LMS GT3 2019						
IDEAL LAP TIME : 1:34.236		BEST LAP TIME : 1:34.343		DIFFERENCE : 0.107				
D1: Jingzu SUN		D2: Congfu CHENG						
LAP	SECTOR 1	SECTOR 2	SECTOR 3	SPEED TRAP	LAP TIME	KPH	DIFF	TIME OF DAY
1 - D1	OUTLAP	41.627	44.632	229.2				09:02:27.408
2 - D1	24.719	38.114	41.302	244.3	1:44.135	157.43	9.792	09:04:11.543
3 - D1	24.560	37.562	40.673	246.5	1:42.795	159.48	8.452	09:05:54.338
4 - D1	23.679	36.780	40.225	248.2	1:40.684	162.83	6.341	09:07:35.022
5 - D1	24.627	37.127	40.413	246.0	1:42.167	160.46	7.824	09:09:17.189
6 - D1	23.700	37.057	40.891	247.1	1:41.648	161.28	7.305	09:10:58.837
7 - D1	24.021	38.090	IN PIT	247.1	1:43.569	P 158.29	9.226	09:12:42.406
8 - D2	OUTLAP	36.191	37.787	246.5	3:04.521	88.84	1:30.178	09:15:46.927
9 - D2	23.073	35.242	37.117	250.0	1:35.432	171.79	1.089	09:17:22.359
10 - D2	23.142	35.044	37.169	249.4	1:35.355	(3) 171.93	1.012	09:18:57.714
11 - D2	23.152	35.113	IN PIT	248.2	1:36.955	P 169.09	2.612	09:20:34.669
12 - D2	OUTLAP	36.273	39.614	246.0	3:06.403	87.95	1:32.060	09:23:41.072
13 - D2	23.054	34.684	36.605	248.8	1:34.343	(1) 173.77		09:25:15.415
14 - D2	22.997	34.755	36.720	249.4	1:34.472	(2) 173.53	0.129	09:26:49.887
15 - D2	24.326	40.014	41.139	247.1	1:45.479	155.42	11.136	09:28:35.366
16 - D2	22.947	36.940	IN PIT	250.5	1:41.049	P 162.24	6.706	09:30:16.415

Weather / Track : Bright / Dry

Chang International
Circuit Length = 4.554 km
Start: 09:00 Flag 09:30 End: 09:33

Blancpain GT World Challenge Asia

OFFICIAL PRACTICE - SECTOR ANALYSIS



SECTOR 1 = FL to I1, SECTOR 2 = I1 to I2 SECTOR 3 = I2 to I3, SECTOR 4 = I3 to FL, DIFF = Difference To Personal Best Lap, P = Crossed Finish Line in Pit Lane, D = Time Disallowed

P4 888 GT3PA Triple Eight Race Engineering Australia		Mercedes-AMG GT3						
IDEAL LAP TIME : 1:34.352		BEST LAP TIME : 1:34.372		DIFFERENCE : 0.020				
D1: HH Prince Abdul Rahman		D2: Jazeman JAAFAR						
LAP	SECTOR 1	SECTOR 2	SECTOR 3	SPEED TRAP	LAP TIME	KPH	DIFF	TIME OF DAY
1 - D2	OUTLAP	49.263	47.535	167.7				09:02:15.882
2 - D2	28.624	43.461	41.723	172.2	1:53.808	144.05	19.436	09:04:09.690
3 - D2	27.658	39.188	41.792	196.7	1:48.638	150.90	14.266	09:05:58.328
4 - D2	25.724	44.246	IN PIT	171.4	1:54.808 P	142.79	20.436	09:07:53.136
5 - D2	OUTLAP	38.077	39.370	229.7	3:55.884	69.50	2:21.512	09:11:49.020
6 - D2	23.794	35.739	41.840	247.1	1:41.373	161.72	7.001	09:13:30.393
7 - D2	22.974	35.497	37.459	250.0	1:35.930	170.89	1.558	09:15:06.323
8 - D2	22.933	35.225	37.205	251.1	1:35.363 (3)	171.91	0.991	09:16:41.686
9 - D2	23.023	35.924	IN PIT	250.5	1:41.028 P	162.27	6.656	09:18:22.714
10 - D2	OUTLAP	38.575	39.816	234.2	4:15.187	64.24	2:40.815	09:22:37.901
11 - D2	24.086	36.999	38.060	245.4	1:39.145	165.35	4.773	09:24:17.046
12 - D2	22.953	34.801	36.618	248.2	1:34.372 (1)	173.72		09:25:51.418
13 - D2	23.005	35.034	36.781	250.0	1:34.820 (2)	172.90	0.448	09:27:26.238
14 - D2	23.130	35.979	IN PIT	250.0	1:39.203 P	165.26	4.831	09:29:05.441

P5 75 GT3PA T2 Motorsports		Ferrari 488 GT3						
IDEAL LAP TIME : 1:34.640		BEST LAP TIME : 1:34.724		DIFFERENCE : 0.084				
D1: David TJIPTOBIANTORO		D2: Rio HARYANTO						
LAP	SECTOR 1	SECTOR 2	SECTOR 3	SPEED TRAP	LAP TIME	KPH	DIFF	TIME OF DAY
1 - D1	OUTLAP	41.975	43.447	182.4				09:01:59.883
2 - D1	23.674	36.299	39.254	248.8	1:39.227	165.22	4.503	09:03:39.110
3 - D1	23.425	37.869	39.677	250.0	1:40.971	162.36	6.247	09:05:20.081
4 - D1	23.612	35.914	38.647	250.0	1:38.173	166.99	3.449	09:06:58.254
5 - D1	23.194	36.244	IN PIT	250.5	1:42.607 P	159.77	7.883	09:08:40.861
6 - D1	OUTLAP	42.092	40.707	162.8	2:51.103	95.81	1:16.379	09:11:31.964
7 - D1	23.040	37.282	43.513	251.1	1:43.835	157.88	9.111	09:13:15.799
8 - D1	22.947	36.136	39.619	251.1	1:38.702	166.09	3.978	09:14:54.501
9 - D1	23.437	36.271	IN PIT	251.7	1:45.122 P	155.95	10.398	09:16:39.623
10 - D2	OUTLAP	38.576	42.003	206.5	3:19.119	82.33	1:44.395	09:19:58.742
11 - D2	22.935	35.351	37.853	251.7	1:36.139	170.52	1.415	09:21:34.881
12 - D2	22.916	34.953	37.588	251.1	1:35.457	171.74	0.733	09:23:10.338
13 - D2	22.920	35.339	37.137	251.7	1:35.396 (3)	171.85	0.672	09:24:45.734
14 - D2	22.914	37.904	39.350	251.7	1:40.168	163.66	5.444	09:26:25.902
15 - D2	22.911	35.408	37.008	250.5	1:35.327 (2)	171.98	0.603	09:28:01.229
16 - D2	22.812	34.820	37.092	251.7	1:34.724 (1)	173.07		09:29:35.953
17 - D2	22.844	35.236	IN PIT	251.7	1:39.785 P	164.29	5.061	09:31:15.738

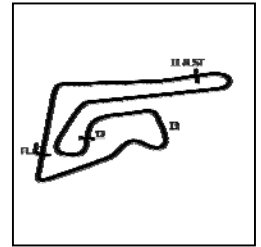
P6 999 GT3S Audi Sport Asia Team TSRT		Audi R8 LMS GT3 2019						
IDEAL LAP TIME : 1:34.683		BEST LAP TIME : 1:34.821		DIFFERENCE : 0.138				
D1: Weian CHEN		D2: Andre COUTO						
LAP	SECTOR 1	SECTOR 2	SECTOR 3	SPEED TRAP	LAP TIME	KPH	DIFF	TIME OF DAY
1 - D1	OUTLAP	39.528	42.343	202.6				09:02:08.638
2 - D1	24.511	36.964	38.752	232.7	1:40.227	163.57	5.406	09:03:48.865
3 - D1	23.518	36.071	37.737	244.8	1:37.326	168.44	2.505	09:05:26.191
4 - D1	23.820	36.056	38.500	246.0	1:38.376	166.65	3.555	09:07:04.567
5 - D1	23.553	35.685	37.612	247.7	1:36.850	169.27	2.029	09:08:41.417
6 - D1	23.417	35.590	37.632	247.7	1:36.639	169.64	1.818	09:10:18.056
7 - D1	23.502	35.313	37.609	248.2	1:36.424	170.02	1.603	09:11:54.480
8 - D1	23.625	35.584	37.751	248.2	1:36.960	169.08	2.139	09:13:31.440
9 - D1	23.242	35.338	37.650	250.0	1:36.230	170.36	1.409	09:15:07.670
10 - D1	23.268	35.151	IN PIT	251.1	1:38.888 P	165.78	4.067	09:16:46.558
11 - D2	OUTLAP	38.441	38.467	228.3	3:43.434	73.37	2:08.613	09:20:29.992
12 - D2	23.243	35.045	37.710	249.4	1:35.998	170.77	1.177	09:22:05.990
13 - D2	23.171	35.078	37.644	247.7	1:35.893 (3)	170.96	1.072	09:23:41.883
14 - D2	23.091	35.119	36.964	250.0	1:35.174 (2)	172.25	0.353	09:25:17.057
15 - D2	22.990	34.729	37.102	252.3	1:34.821 (1)	172.89		09:26:51.878
16 - D2	23.090	36.688	IN PIT	252.9	1:42.500 P	159.94	7.679	09:28:34.378

Weather / Track : Bright / Dry

Chang International
Circuit Length = 4.554 km
Start: 09:00 Flag 09:30 End: 09:33

Blancpain GT World Challenge Asia

OFFICIAL PRACTICE - SECTOR ANALYSIS



SECTOR 1 = FL to I1, SECTOR 2 = I1 to I2, SECTOR 3 = I2 to I3, SECTOR 4 = I3 to FL, DIFF = Difference To Personal Best Lap, P = Crossed Finish Line in Pit Lane, D = Time Disallowed

P7 12 GT3S Audi Sport Asia Team Absolute Racing		Audi R8 LMS GT3 2019						
IDEAL LAP TIME : 1:34.549		BEST LAP TIME : 1:34.867						
D1: Weiron TAN		D2: Martin RUMP						
LAP	SECTOR 1	SECTOR 2	SECTOR 3	SPEED TRAP	LAP TIME	KPH	DIFF	TIME OF DAY
1 - D1	OUTLAP	45.478	41.014	177.9				09:02:14.353
2 - D1	23.687	36.285	38.530	247.1	1:38.502	166.43	3.635	09:03:52.855
3 - D1	23.364	35.867	37.454	249.4	1:36.685	169.56	1.818	09:05:29.540
4 - D1	23.637	38.843	IN PIT	241.6	1:43.323 P	158.67	8.456	09:07:12.863
5 - D1	OUTLAP	40.863	37.207	115.7	3:11.706	85.51	1:36.839	09:10:24.569
6 - D1	23.324	34.946	36.597	248.2	1:34.867 (1)	172.81		09:11:59.436
7 - D1	23.137	36.069	37.955	248.8	1:37.161	168.73	2.294	09:13:36.597
8 - D1	23.184	35.175	IN PIT	250.0	1:36.822 P	169.32	1.955	09:15:13.419
9 - D2	OUTLAP	37.993	37.891	238.4	3:10.704	85.96	1:35.837	09:18:24.123
10 - D2	23.147	35.171	37.050	251.1	1:35.368 (3)	171.90	0.501	09:19:59.491
11 - D2	23.102	34.975	39.631	251.1	1:37.708	167.78	2.841	09:21:37.199
12 - D2	23.006	35.070	37.120	250.0	1:35.196 (2)	172.21	0.329	09:23:12.395
13 - D2	23.581	35.349	IN PIT	249.4	1:38.215 P	166.92	3.348	09:24:50.610

P8 97 GT3S Solite Indigo Racing		Mercedes-AMG GT3						
IDEAL LAP TIME : 1:34.658		BEST LAP TIME : 1:34.897						
D1: Roelof BRUINS		D2: Manuel METZGER						
LAP	SECTOR 1	SECTOR 2	SECTOR 3	SPEED TRAP	LAP TIME	KPH	DIFF	TIME OF DAY
1 - D1	OUTLAP	46.704	46.188	158.1				09:02:05.293
2 - D1	33.635	42.856	42.493	174.4	1:58.984	137.78	24.087	09:04:04.277
3 - D1	25.153	38.053	39.142	211.3	1:42.348	160.18	7.451	09:05:46.625
4 - D1	23.661	36.163	37.403	244.3	1:37.227	168.61	2.330	09:07:23.852
5 - D1	29.387	44.229	IN PIT	162.6	2:03.310 P	132.95	28.413	09:09:27.162
6 - D1	OUTLAP	40.275	39.163	211.3	3:13.884	84.55	1:38.987	09:12:41.046
7 - D1	23.523	35.607	38.168	247.1	1:37.298	168.49	2.401	09:14:18.344
8 - D1	23.375	34.991	37.685	248.2	1:36.051	170.68	1.154	09:15:54.395
9 - D1	23.272	35.092	37.339	248.8	1:35.703	171.30	0.806	09:17:30.098
10 - D1	23.216	35.184	37.086	247.7	1:35.486 (3)	171.69	0.589	09:19:05.584
11 - D1	23.273	35.040	37.323	247.7	1:35.636	171.42	0.739	09:20:41.220
12 - D1	23.126	35.020	IN PIT	248.2	1:36.561 P	169.78	1.664	09:22:17.781
13 - D2	OUTLAP	35.339	40.654	243.7	3:05.225	88.51	1:30.328	09:25:23.006
14 - D2	23.206	35.015	36.676	246.0	1:34.897 (1)	172.75		09:26:57.903
15 - D2	23.025	34.963	37.672	248.2	1:35.660	171.38	0.763	09:28:33.563
16 - D2	23.019	35.050	36.835	247.7	1:34.904 (2)	172.74	0.007	09:30:08.467

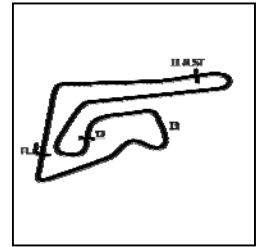
P9 17 GT3PA Anstone Racing		Mercedes-AMG GT3						
IDEAL LAP TIME : 1:34.908		BEST LAP TIME : 1:34.935						
D1: Xu WEI		D2: Naoki YOKOMIZO						
LAP	SECTOR 1	SECTOR 2	SECTOR 3	SPEED TRAP	LAP TIME	KPH	DIFF	TIME OF DAY
1 - D1	OUTLAP	43.946	50.179	144.7				09:02:14.293
2 - D1	26.161	39.732	39.624	211.7	1:45.517	155.37	10.582	09:03:59.810
3 - D1	24.033	37.985	39.107	245.4	1:41.125	162.12	6.190	09:05:40.935
4 - D1	23.694	37.469	39.237	247.1	1:40.400	163.29	5.465	09:07:21.335
5 - D1	24.655	37.164	40.297	248.2	1:42.116	160.54	7.181	09:09:03.451
6 - D1	23.667	36.732	39.265	248.8	1:39.664	164.49	4.729	09:10:43.115
7 - D1	23.589	36.751	39.112	247.1	1:39.452	164.84	4.517	09:12:22.567
8 - D1	23.607	36.784	IN PIT	247.1	1:39.715 P	164.41	4.780	09:14:02.282
9 - D2	OUTLAP	37.432	39.810	213.8	3:34.824	76.31	1:59.889	09:17:37.106
10 - D2	23.334	35.350	37.934	248.8	1:36.618	169.68	1.683	09:19:13.724
11 - D2	23.064	35.123	37.172	252.3	1:35.359	171.92	0.424	09:20:49.083
12 - D2	22.989	35.192	37.075	251.1	1:35.256 (3)	172.10	0.321	09:22:24.339
13 - D2	23.542	35.990	IN PIT	248.8	1:40.608 P	162.95	5.673	09:24:04.947
14 - D2	OUTLAP	36.098	37.336	247.1	3:31.005	77.69	1:56.070	09:27:35.952
15 - D2	23.104	34.924	37.177	251.1	1:35.205 (2)	172.20	0.270	09:29:11.157
16 - D2	22.952	34.951	37.032	250.0	1:34.935 (1)	172.69		09:30:46.092

Weather / Track : Bright / Dry

Chang International
Circuit Length = 4.554 km
Start: 09:00 Flag 09:30 End: 09:33

Blancpain GT World Challenge Asia

OFFICIAL PRACTICE - SECTOR ANALYSIS



SECTOR 1 = FL to I1, SECTOR 2 = I1 to I2 SECTOR 3 = I2 to I3, SECTOR 4 = I3 to FL, DIFF = Difference To Personal Best Lap, P = Crossed Finish Line in Pit Lane, D = Time Disallowed

P10 27 GT3S HubAuto Corsa				Ferrari 488 GT3				
IDEAL LAP TIME : 1:35.045		BEST LAP TIME : 1:35.045		DIFFERENCE : 0.000				
D1: Yuya SAKAMOTO		D2: Andre HEIMGARTNER						
LAP	SECTOR 1	SECTOR 2	SECTOR 3	SPEED TRAP	LAP TIME	KPH	DIFF	TIME OF DAY
1 - D2	OUTLAP	40.376	45.975	198.5				09:02:24.269
2 - D2	23.537	37.184	38.375	225.9	1:39.096	165.43	4.051	09:04:03.365
3 - D2	23.242	36.445	38.898	249.4	1:38.585	166.29	3.540	09:05:41.950
4 - D2	23.137	36.536	39.508	251.1	1:39.181	165.29	4.136	09:07:21.131
5 - D2	24.162	36.569	38.555	246.5	1:39.286	165.12	4.241	09:09:00.417
6 - D2	23.174	35.491	37.212	251.1	1:35.877	170.99	0.832	09:10:36.294
7 - D2	23.101	35.128	37.297	250.5	1:35.526 (2)	171.62	0.481	09:12:11.820
8 - D2	23.008	34.968	37.069	250.5	1:35.045 (1)	172.49		09:13:46.865
9 - D2	23.433	36.826	IN PIT	246.0	1:44.046 P	157.56	9.001	09:15:30.911
10 - D1	OUTLAP	39.146	38.443	247.1	3:08.258	87.08	1:33.213	09:18:39.169
11 - D1	23.587	35.934	38.920	248.2	1:38.441	166.54	3.396	09:20:17.610
12 - D1	23.175	35.329	37.668	250.0	1:36.172	170.46	1.127	09:21:53.782
13 - D1	23.210	35.321	37.175	250.0	1:35.706	171.29	0.661	09:23:29.488
14 - D1	23.204	35.348	37.950	250.5	1:36.502	169.88	1.457	09:25:05.990
15 - D1	23.246	36.264	43.711	250.0	1:43.221	158.82	8.176	09:26:49.211
16 - D1	23.399	35.475	37.493	251.1	1:36.367	170.12	1.322	09:28:25.578
17 - D1	23.100	35.072	37.506	250.0	1:35.678 (3)	171.34	0.633	09:30:01.256
18 - D1	23.861	35.884	IN PIT	248.2	1:39.060 P	165.49	4.015	09:31:40.316

P11 99 GT3S Craft-Bamboo Racing				Mercedes-AMG GT3				
IDEAL LAP TIME : 1:35.033		BEST LAP TIME : 1:35.083		DIFFERENCE : 0.050				
D1: Darryl O'YOUNG		D2: Christina NIELSEN						
LAP	SECTOR 1	SECTOR 2	SECTOR 3	SPEED TRAP	LAP TIME	KPH	DIFF	TIME OF DAY
1 - D2	OUTLAP	39.877	42.723	180.6				09:02:08.094
2 - D2	24.595	38.818	38.620	241.0	1:42.033	160.67	6.950	09:03:50.127
3 - D2	23.680	36.213	38.334	246.5	1:38.227	166.90	3.144	09:05:28.354
4 - D2	23.617	36.941	38.391	248.2	1:38.949	165.68	3.866	09:07:07.303
5 - D2	57.811	38.036	IN PIT	207.2	2:16.378 P	120.21	41.295	09:09:23.681
6 - D2	OUTLAP	39.293	38.263	239.4	3:12.810	85.02	1:37.727	09:12:36.491
7 - D2	23.626	35.577	37.200	246.5	1:36.403	170.06	1.320	09:14:12.894
8 - D2	23.277	36.291	37.568	248.2	1:37.136	168.77	2.053	09:15:50.030
9 - D2	23.365	35.291	37.399	246.5	1:36.055 (3)	170.67	0.972	09:17:26.085
10 - D2	23.271	35.518	37.339	247.7	1:36.128	170.54	1.045	09:19:02.213
11 - D2	23.531	35.641	IN PIT	246.5	1:39.184 P	165.29	4.101	09:20:41.397
12 - D1	OUTLAP	37.960	41.052	241.0	3:56.807	69.23	2:21.724	09:24:38.204
13 - D1	23.490	35.278	37.318	244.8	1:36.086	170.62	1.003	09:26:14.290
14 - D1	23.373	36.284	40.699	246.5	1:40.356	163.36	5.273	09:27:54.646
15 - D1	23.253	34.987	36.923	247.7	1:35.163 (2)	172.27	0.080	09:29:29.809
16 - D1	23.132	34.978	36.973	246.5	1:35.083 (1)	172.42		09:31:04.892

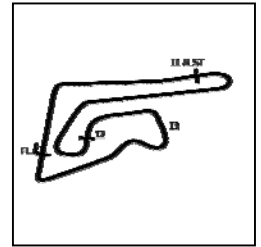
P12 666 GT3PA Vincenzo Sospiri Racing				Lamborghini Huracan GT3 EVO				
IDEAL LAP TIME : 1:34.859		BEST LAP TIME : 1:35.132		DIFFERENCE : 0.273				
D1: Alex AU		D2: Frederik SCHANDORFF						
LAP	SECTOR 1	SECTOR 2	SECTOR 3	SPEED TRAP	LAP TIME	KPH	DIFF	TIME OF DAY
1 - D2	OUTLAP	37.465	48.269	233.7				09:01:57.822
2 - D2	23.436	36.870	37.712	247.7	1:38.018	167.25	2.886	09:03:35.840
3 - D2	23.227	36.475	38.741	250.0	1:38.443	166.53	3.311	09:05:14.283
4 - D2	23.161	35.472	37.186	249.4	1:35.819	171.09	0.687	09:06:50.102
5 - D2	23.199	35.514	IN PIT	248.8	1:38.232 P	166.89	3.100	09:08:28.334
6 - D1	OUTLAP	45.976	41.107	197.0	3:27.144	79.14	1:52.012	09:11:55.478
7 - D1	23.717	36.796	38.381	248.8	1:38.894	165.77	3.762	09:13:34.372
8 - D1	23.617	35.667	37.822	250.0	1:37.106	168.82	1.974	09:15:11.478
9 - D1	23.214	36.625	40.213	251.1	1:40.052	163.85	4.920	09:16:51.530
10 - D1	23.282	35.623	37.891	250.0	1:36.796	169.37	1.664	09:18:28.326
11 - D1	23.285	36.734	IN PIT	250.5	1:41.998 P	160.73	6.866	09:20:10.324
12 - D2	OUTLAP	36.001	38.067	244.8	2:53.813	94.32	1:18.681	09:23:04.137
13 - D2	23.120	35.358	37.227	250.0	1:35.705	171.30	0.573	09:24:39.842
14 - D2	22.990	35.089	37.070	250.5	1:35.149 (2)	172.30	0.017	09:26:14.991

Weather / Track : Bright / Dry

Chang International
Circuit Length = 4.554 km
Start: 09:00 Flag 09:30 End: 09:33

Blancpain GT World Challenge Asia

OFFICIAL PRACTICE - SECTOR ANALYSIS



SECTOR 1 = FL to I1, SECTOR 2 = I1 to I2 SECTOR 3 = I2 to I3, SECTOR 4 = I3 to FL, DIFF = Difference To Personal Best Lap, P = Crossed Finish Line in Pit Lane, D = Time Disallowed

15 - D2	23.150	35.269	37.092	250.0	1:35.511	(3)	171.64	0.379	09:27:50.502
16 - D2	22.821	35.656	37.139	251.1	1:35.616		171.46	0.484	09:29:26.118
17 - D2	22.943	35.240	36.949	249.4	1:35.132	(1)	172.33		09:31:01.250

P13 912 GT3S Absolute Racing			Porsche 911 GT3 R						
IDEAL LAP TIME : 1:34.821			BEST LAP TIME : 1:35.191		DIFFERENCE : 0.370				
D1: Yuan BO			D2: Jono LESTER						
LAP	SECTOR 1	SECTOR 2	SECTOR 3	SPEED TRAP	LAP TIME	KPH	DIFF	TIME OF DAY	
1 - D2	OUTLAP	39.811	IN PIT	203.7		P		09:02:11.457	
2 - D2	OUTLAP	37.684	39.063	210.1	3:05.637	88.31	1:30.446	09:05:17.094	
3 - D2	23.377	36.328	37.589	246.0	1:37.294	168.50	2.103	09:06:54.388	
4 - D2	23.250	35.563	IN PIT	246.5	1:37.771	P	2.580	09:08:32.159	
5 - D2	OUTLAP	39.875	40.148	180.0	3:09.941	86.31	1:34.750	09:11:42.100	
6 - D2	23.196	35.006	37.130	246.0	1:35.332	(3)	0.141	09:13:17.432	
7 - D2	23.022	34.894	37.369	248.8	1:35.285	(2)	0.094	09:14:52.717	
8 - D2	24.267	38.973	IN PIT	197.8	1:48.254	P	151.44	09:16:40.971	
9 - D1	OUTLAP	40.618	38.557	145.3	3:12.824	85.02	1:37.633	09:19:53.795	
10 - D1	23.978	36.007	37.139	242.6	1:37.124	168.79	1.933	09:21:30.919	
11 - D1	23.177	35.392	37.471	248.8	1:36.040	170.70	0.849	09:23:06.959	
12 - D1	23.221	35.442	37.092	247.7	1:35.755	171.21	0.564	09:24:42.714	
13 - D1	23.079	35.207	36.905	247.1	1:35.191	(1)	172.22	09:26:17.905	
14 - D1	23.605	35.725	IN PIT	246.5	1:41.765	P	161.10	09:27:59.670	

P14 8 GT3PA ARN Racing			Porsche 911 GT3 R						
IDEAL LAP TIME : 1:35.045			BEST LAP TIME : 1:35.228		DIFFERENCE : 0.183				
D1: Hiroaki NAGAI			D2: Yuta KAMIMURA						
LAP	SECTOR 1	SECTOR 2	SECTOR 3	SPEED TRAP	LAP TIME	KPH	DIFF	TIME OF DAY	
1 - D2	OUTLAP	43.390	45.212	191.1				09:02:11.391	
2 - D2	24.528	37.607	42.401	243.2	1:44.536	156.83	9.308	09:03:55.927	
3 - D2	23.338	34.947	37.392	245.4	1:35.677	(3)	0.449	09:05:31.604	
4 - D2	23.497	35.182	37.811	247.7	1:36.490	169.90	1.262	09:07:08.094	
5 - D2	26.480	38.867	40.159	237.8	1:45.506	155.38	10.278	09:08:53.600	
6 - D2	23.283	34.982	37.074	245.4	1:35.339	(2)	0.111	09:10:28.939	
7 - D2	23.317	34.836	37.075	246.0	1:35.228	(1)	172.15	09:12:04.167	
8 - D2	23.135	34.925	IN PIT	246.5	1:38.183	P	2.955	09:13:42.350	
9 - D1	OUTLAP	37.402	38.558	243.2	3:06.793	87.76	1:31.565	09:16:49.143	
10 - D1	23.808	36.234	38.303	246.0	1:38.345	166.70	3.117	09:18:27.488	
11 - D1	23.788	36.099	38.501	247.1	1:38.388	166.63	3.160	09:20:05.876	
12 - D1	23.942	35.623	IN PIT	244.8	1:41.999	P	6.771	09:21:47.875	
13 - D1	OUTLAP	36.582	38.640	237.8	3:06.329	87.98	1:31.101	09:24:54.204	
14 - D1	23.887	35.838	37.581	244.3	1:37.306	168.48	2.078	09:26:31.510	
15 - D1	23.733	35.578	37.901	246.5	1:37.212	168.64	1.984	09:28:08.722	
16 - D1	23.914	36.174	37.976	246.0	1:38.064	167.18	2.836	09:29:46.786	
17 - D1	23.790	35.623	37.715	244.8	1:37.128	168.79	1.900	09:31:23.914	

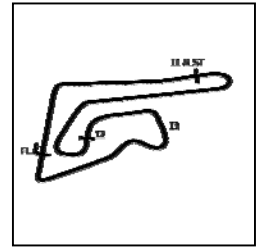
P15 911 GT3S Absolute Racing			Porsche 911 GT3 R						
IDEAL LAP TIME : 1:35.069			BEST LAP TIME : 1:35.242		DIFFERENCE : 0.173				
D1: Tanart SATHIENTHIRAKUI			D2: Philip HAMPRECHT						
LAP	SECTOR 1	SECTOR 2	SECTOR 3	SPEED TRAP	LAP TIME	KPH	DIFF	TIME OF DAY	
1 - D1	OUTLAP	39.658	IN PIT	192.8		P		09:02:13.024	
2 - D1	OUTLAP	36.481	IN PIT	240.0	3:22.076	P	81.12	09:05:35.100	
3 - D1	OUTLAP	43.297	39.937	216.8	3:32.571	77.12	1:57.329	09:09:07.671	
4 - D1	24.277	36.663	37.969	237.8	1:38.909	165.75	3.667	09:10:46.580	
5 - D1	23.083	35.127	38.472	247.7	1:36.682	169.57	1.440	09:12:23.262	
6 - D1	23.698	36.931	IN PIT	247.7	1:41.398	P	161.68	09:14:04.660	
7 - D2	OUTLAP	37.641	37.861	216.8	3:20.499	81.76	1:45.257	09:17:25.159	
8 - D2	23.025	35.648	36.952	246.5	1:35.625	(3)	0.383	09:19:00.784	
9 - D2	22.990	35.220	37.032	248.2	1:35.242	(1)	172.13	09:20:36.026	
10 - D2	23.241	35.199	37.102	247.1	1:35.542	(2)	0.300	09:22:11.568	
11 - D2	23.018	35.886	IN PIT	247.7	1:37.025	P	168.97	09:23:48.593	

Weather / Track : Bright / Dry

Chang International
Circuit Length = 4.554 km
Start: 09:00 Flag 09:30 End: 09:33

Blancpain GT World Challenge Asia

OFFICIAL PRACTICE - SECTOR ANALYSIS



SECTOR 1 = FL to I1, SECTOR 2 = I1 to I2 SECTOR 3 = I2 to I3, SECTOR 4 = I3 to FL, DIFF = Difference To Personal Best Lap, P = Crossed Finish Line in Pit Lane, D = Time Disallowed

P16 55 GT3PA Craft-Bamboo Racing				Mercedes-AMG GT3				
IDEAL LAP TIME : 1:35.194		BEST LAP TIME : 1:35.419		DIFFERENCE : 0.225				
D1: Daniel AU		D2: Melvin MOH						
LAP	SECTOR 1	SECTOR 2	SECTOR 3	SPEED TRAP	LAP TIME	KPH	DIFF	TIME OF DAY
1 - D1	OUTLAP	46.497	46.332	185.8				09:02:37.204
2 - D1	25.278	42.385	45.782	241.0	1:53.445	144.51	18.026	09:04:30.649
3 - D1	24.962	42.309	44.940	212.1	1:52.211	146.10	16.792	09:06:22.860
4 - D1	24.739	41.273	43.284	222.2	1:49.296	150.00	13.877	09:08:12.156
5 - D1	24.819	39.004	42.062	243.2	1:45.885	154.83	10.466	09:09:58.041
6 - D1	24.784	40.402	41.397	242.6	1:46.583	153.81	11.164	09:11:44.624
7 - D1	24.447	39.270	IN PIT	243.2	1:51.422	P 147.13	16.003	09:13:36.046
8 - D2	OUTLAP	41.179	41.895	219.9	3:18.722	82.49	1:43.303	09:16:54.768
9 - D2	23.806	36.044	38.253	243.7	1:38.103	167.11	2.684	09:18:32.871
10 - D2	23.784	35.694	37.529	245.4	1:37.007	169.00	1.588	09:20:09.878
11 - D2	23.365	35.629	37.635	245.4	1:36.629	169.66	1.210	09:21:46.507
12 - D2	23.371	35.111	37.038	245.4	1:35.520	(2) 171.63	0.101	09:23:22.027
13 - D2	23.293	35.154	38.984	246.0	1:37.431	168.26	2.012	09:24:59.458
14 - D2	23.409	35.337	37.086	245.4	1:35.832	(3) 171.07	0.413	09:26:35.290
15 - D2	23.214	35.027	37.697	246.5	1:35.938	170.88	0.519	09:28:11.228
16 - D2	23.129	35.681	39.610	247.7	1:38.420	166.57	3.001	09:29:49.648
17 - D2	23.173	35.186	37.060	246.5	1:35.419 (1)	171.81		09:31:25.067

P17 16 GT3PA Modena Motorsports				Porsche 911 GT3 R				
IDEAL LAP TIME : 1:35.371		BEST LAP TIME : 1:35.492		DIFFERENCE : 0.121				
D1: John SHEN		D2: Benny SIMONSEN						
LAP	SECTOR 1	SECTOR 2	SECTOR 3	SPEED TRAP	LAP TIME	KPH	DIFF	TIME OF DAY
1 - D1	OUTLAP	43.631	IN PIT	177.0				09:02:55.590
2 - D1	OUTLAP	37.737	40.085	243.7	3:07.225	87.56	1:31.733	09:06:02.815
3 - D1	24.009	38.542	39.053	247.1	1:41.604	161.35	6.112	09:07:44.419
4 - D1	24.046	36.569	39.068	247.1	1:39.683	164.46	4.191	09:09:24.102
5 - D1	23.927	36.971	39.152	246.0	1:40.050	163.86	4.558	09:11:04.152
6 - D1	24.015	36.789	39.281	247.7	1:40.085	163.80	4.593	09:12:44.237
7 - D1	23.745	36.907	38.909	247.1	1:39.561	(3) 164.66	4.069	09:14:23.798
8 - D1	23.714	36.892	IN PIT	247.7	1:41.654	P 161.27	6.162	09:16:05.452
9 - D1	OUTLAP	36.521	38.433	237.8	3:06.927	87.70	1:31.435	09:19:12.379
10 - D1	23.025	35.243	37.224	248.2	1:35.492 (1)	171.68		09:20:47.871
11 - D1	23.142	35.248	37.107	247.1	1:35.497	(2) 171.67	0.005	09:22:23.368
12 - D1	23.021	35.369	IN PIT	247.1	1:36.781	P 169.39	1.289	09:24:00.149
13 - D2	OUTLAP	37.164	47.883	243.7	4:38.474	58.87	3:02.982	09:28:38.623
14 - D2	23.397	36.029	IN PIT	246.0	1:39.412	P 164.91	3.920	09:30:18.035

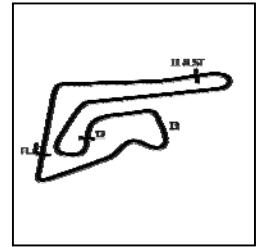
P18 59 GT3PA Singha Plan-B by Absolute Racing				Audi R8 LMS GT3 2019				
IDEAL LAP TIME : 1:35.253		BEST LAP TIME : 1:35.547		DIFFERENCE : 0.294				
D1: Bhurit BHIROMBHAKDI		D2: Kantasak KUSIRI						
LAP	SECTOR 1	SECTOR 2	SECTOR 3	SPEED TRAP	LAP TIME	KPH	DIFF	TIME OF DAY
1 - D1	OUTLAP	43.132	40.724	163.6				09:02:12.940
2 - D1	23.867	37.161	38.190	247.1	1:39.218	165.23	3.671	09:03:52.158
3 - D1	34.763	37.461	38.355	233.7	1:50.579	148.25	15.032	09:05:42.737
4 - D1	23.533	36.603	38.772	251.1	1:38.908	165.75	3.361	09:07:21.645
5 - D1	24.883	37.008	40.882	248.2	1:42.773	159.52	7.226	09:09:04.418
6 - D1	23.389	37.209	38.648	250.0	1:39.246	165.18	3.699	09:10:43.664
7 - D1	23.520	36.762	38.920	249.4	1:39.202	165.26	3.655	09:12:22.866
8 - D1	23.897	36.641	38.826	247.7	1:39.364	164.99	3.817	09:14:02.230
9 - D1	23.632	36.268	38.116	248.2	1:38.016	167.26	2.469	09:15:40.246
10 - D1	23.319	35.953	37.683	249.4	1:36.955	(3) 169.09	1.408	09:17:17.201
11 - D1	23.340	36.089	37.951	249.4	1:37.380	168.35	1.833	09:18:54.581
12 - D1	23.356	36.119	IN PIT	249.4	1:38.753	P 166.01	3.206	09:20:33.334
13 - D2	OUTLAP	36.495	38.377	247.1	3:05.721	88.27	1:30.174	09:23:39.055
14 - D2	23.099	35.420	37.048	248.8	1:35.567	(2) 171.54	0.020	09:25:14.622
15 - D2	23.758	35.785	39.818	210.1	1:39.361	164.99	3.814	09:26:53.983
16 - D2	22.973	36.098	39.495	252.9	1:38.566	166.32	3.019	09:28:32.549
17 - D2	23.245	35.232	37.070	249.4	1:35.547 (1)	171.58		09:30:08.096

Weather / Track : Bright / Dry

Chang International
Circuit Length = 4.554 km
Start: 09:00 Flag 09:30 End: 09:33

Blancpain GT World Challenge Asia

OFFICIAL PRACTICE - SECTOR ANALYSIS



SECTOR 1 = FL to I1, SECTOR 2 = I1 to I2 SECTOR 3 = I2 to I3, SECTOR 4 = I3 to FL, DIFF = Difference To Personal Best Lap, P = Crossed Finish Line in Pit Lane, D = Time Disallowed

P19 21 GT3AM OpenRoad Racing				Porsche 911 GT3 R				
IDEAL LAP TIME : 1:35.382		BEST LAP TIME : 1:35.594		DIFFERENCE : 0.212				
D1: Philippe DESCOMBES		D2: Francis TJIA						
LAP	SECTOR 1	SECTOR 2	SECTOR 3	SPEED TRAP	LAP TIME	KPH	DIFF	TIME OF DAY
1 - D2	OUTLAP	41.496	41.842	213.4				09:02:55.458
2 - D2	23.968	37.115	39.166	245.4	1:40.249	163.53	4.655	09:04:35.707
3 - D2	23.431	36.892	38.443	248.2	1:38.766	165.99	3.172	09:06:14.473
4 - D2	23.420	36.289	38.446	249.4	1:38.155	167.02	2.561	09:07:52.628
5 - D2	23.537	35.928	38.298	248.8	1:37.763	167.69	2.169	09:09:30.391
6 - D2	23.338	36.049	IN PIT	247.7	1:40.830	P 162.59	5.236	09:11:11.221
7 - D1	OUTLAP	36.769	IN PIT	245.4	6:36.707	P 41.32	5:01.113	09:17:47.928
8 - D1	OUTLAP	36.881	37.595	240.0	2:23.895	113.93	48.301	09:20:11.823
9 - D1	23.034	35.608	37.365	250.0	1:36.007	(3) 170.76	0.413	09:21:47.830
10 - D1	23.029	35.188	37.377	248.8	1:35.594	(1) 171.50		09:23:23.424
11 - D1	23.576	35.237	IN PIT	247.7	1:42.482	P 159.97	6.888	09:25:05.906
12 - D1	OUTLAP	41.335	40.430	246.5	4:53.864	55.78	3:18.270	09:29:59.770
13 - D1	23.250	35.292	37.165	246.0	1:35.707	(2) 171.29	0.113	09:31:35.477

P20 61 GT3PA ABSSA Motorsport				McLaren 720S GT3				
IDEAL LAP TIME : 1:35.917		BEST LAP TIME : 1:36.310		DIFFERENCE : 0.393				
D1: Piti BHIROMBHAKDI		D2: Keita SAWA						
LAP	SECTOR 1	SECTOR 2	SECTOR 3	SPEED TRAP	LAP TIME	KPH	DIFF	TIME OF DAY
1 - D2	OUTLAP	40.195	40.591	203.7				09:02:47.188
2 - D2	23.771	36.542	38.416	247.1	1:38.729	166.05	2.419	09:04:25.917
3 - D2	23.327	36.011	37.834	249.4	1:37.172	168.71	0.862	09:06:03.089
4 - D2	32.989	45.448	46.588	176.1	2:05.025	131.12	28.715	09:08:08.114
5 - D2	23.199	35.655	37.461	248.8	1:36.315	(2) 170.21	0.005	09:09:44.429
6 - D2	23.340	35.494	IN PIT	250.0	1:39.667	P 164.49	3.357	09:11:24.096
7 - D1	OUTLAP	37.973	38.569	248.2	3:15.899	83.68	1:39.589	09:14:39.995
8 - D1	23.837	36.051	37.817	249.4	1:37.705	167.79	1.395	09:16:17.700
9 - D1	23.242	35.856	38.001	249.4	1:37.099	168.84	0.789	09:17:54.799
10 - D1	23.184	37.273	37.782	251.1	1:38.239	166.88	1.929	09:19:33.038
11 - D1	23.286	35.931	38.022	250.5	1:37.239	168.59	0.929	09:21:10.277
12 - D1	23.245	35.648	37.673	250.0	1:36.566	169.77	0.256	09:22:46.843
13 - D1	23.142	35.808	37.453	250.5	1:36.403	(3) 170.06	0.093	09:24:23.246
14 - D1	23.637	35.869	37.630	247.7	1:37.136	168.77	0.826	09:26:00.382
15 - D1	23.070	35.757	37.721	252.3	1:36.548	169.80	0.238	09:27:36.930
16 - D1	23.287	35.467	37.864	251.1	1:36.618	169.68	0.308	09:29:13.548
17 - D1	22.997	35.646	37.667	252.3	1:36.310	(1) 170.22		09:30:49.858

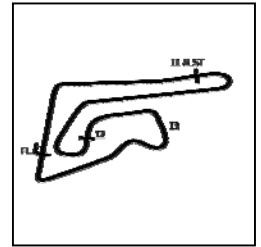
P21 51 GT3AM AMAC Motorsport				Lamborghini Huracan GT3 EVO				
IDEAL LAP TIME : 1:35.815		BEST LAP TIME : 1:36.624		DIFFERENCE : 0.809				
D1: Andrew MACPHERSON		D2: William Ben PORTER						
LAP	SECTOR 1	SECTOR 2	SECTOR 3	SPEED TRAP	LAP TIME	KPH	DIFF	TIME OF DAY
1 - D1	OUTLAP	41.084	41.424	221.7				09:02:18.175
2 - D1	24.231	38.147	39.910	244.3	1:42.288	160.27	5.664	09:04:00.463
3 - D1	24.059	37.656	39.623	244.8	1:41.338	161.77	4.714	09:05:41.801
4 - D1	24.410	37.741	39.636	246.5	1:41.787	161.06	5.163	09:07:23.588
5 - D1	25.011	38.056	39.697	244.3	1:42.764	159.53	6.140	09:09:06.352
6 - D1	24.173	38.616	40.210	247.1	1:42.999	159.17	6.375	09:10:49.351
7 - D1	23.776	37.699	39.509	247.7	1:40.984	162.34	4.360	09:12:30.335
8 - D1	23.773	37.659	39.708	245.4	1:41.140	162.09	4.516	09:14:11.475
9 - D1	23.606	37.858	38.678	246.5	1:40.142	163.71	3.518	09:15:51.617
10 - D1	23.948	37.926	IN PIT	245.4	1:44.396	P 157.04	7.772	09:17:36.013
11 - D2	OUTLAP	38.520	39.299	196.0	3:30.037	78.05	1:53.413	09:21:06.050
12 - D2	23.766	35.641	37.662	244.3	1:37.069	168.89	0.445	09:22:43.119
13 - D2	23.556	35.319	37.749	246.0	1:36.624	(1) 169.67		09:24:19.743
14 - D2	23.584	35.459	37.939	244.8	1:36.982	169.04	0.358	09:25:56.725
15 - D2	23.512	37.797	39.606	247.1	1:40.915	162.45	4.291	09:27:37.640
16 - D2	23.216	35.432	38.140	249.4	1:36.788	(3) 169.38	0.164	09:29:14.428
17 - D2	23.274	36.099	37.280	247.7	1:36.653	(2) 169.62	0.029	09:30:51.081

Weather / Track : Bright / Dry

Chang International
Circuit Length = 4.554 km
Start: 09:00 Flag 09:30 End: 09:33

Blancpain GT World Challenge Asia

OFFICIAL PRACTICE - SECTOR ANALYSIS



SECTOR 1 = FL to I1, SECTOR 2 = I1 to I2 SECTOR 3 = I2 to I3, SECTOR 4 = I3 to FL, DIFF = Difference To Personal Best Lap, P = Crossed Finish Line in Pit Lane, D = Time Disallowed

P22 910 GT3PA JRM				Porsche 911 GT3 R				
IDEAL LAP TIME : 1:36.131		BEST LAP TIME : 1:36.891		DIFFERENCE : 0.760				
D1: Chao LI		D2: Chris VAN DER DRIFT						
LAP	SECTOR 1	SECTOR 2	SECTOR 3	SPEED TRAP	LAP TIME	KPH	DIFF	TIME OF DAY
1 - D2	OUTLAP	44.421	44.495	161.1				09:02:21.791
2 - D2	25.102	39.762	39.973	186.8	1:44.837	156.37	7.946	09:04:06.628
3 - D2	24.060	35.818	37.409	247.1	1:37.287 (3)	168.51	0.396	09:05:43.915
4 - D2	27.027	40.850	39.491	161.1	1:47.368	152.69	10.477	09:07:31.283
5 - D2	23.921	35.789	37.181	246.0	1:36.891 (1)	169.20		09:09:08.174
6 - D2	23.373	35.949	37.729	249.4	1:37.051 (2)	168.92	0.160	09:10:45.225
7 - D2	23.161	39.665	IN PIT	249.4	1:44.020 P	157.60	7.129	09:12:29.245
8 - D1	OUTLAP	37.121	39.017	245.4	3:30.898	77.73	1:54.007	09:16:00.143
9 - D1	23.582	36.410	38.399	247.7	1:38.391	166.62	1.500	09:17:38.534
10 - D1	23.383	36.240	38.230	248.2	1:37.853	167.54	0.962	09:19:16.387
11 - D1	51.317	36.884	39.143	235.8	2:07.344	128.74	30.453	09:21:23.731
12 - D1	23.430	36.235	38.445	246.0	1:38.110	167.10	1.219	09:23:01.841
13 - D1	23.579	36.329	42.095	246.5	1:42.003	160.72	5.112	09:24:43.844
14 - D1	23.362	36.102	38.414	247.1	1:37.878	167.49	0.987	09:26:21.722
15 - D1	35.160	36.238	41.615	237.8	1:53.013	145.06	16.122	09:28:14.735
16 - D1	23.403	36.223	38.514	248.2	1:38.140	167.05	1.249	09:29:52.875
17 - D1	23.323	36.024	38.827	246.5	1:38.174	166.99	1.283	09:31:31.049

P23 26 GT3AM B-Quik Racing				Audi R8 LMS GT3 2019				
IDEAL LAP TIME : 1:36.952		BEST LAP TIME : 1:37.274		DIFFERENCE : 0.322				
D1: Daniel BILSKI		D2: Henk KIKS						
LAP	SECTOR 1	SECTOR 2	SECTOR 3	SPEED TRAP	LAP TIME	KPH	DIFF	TIME OF DAY
1 - D1	OUTLAP	41.339	40.399	204.9				09:03:14.027
2 - D1	24.900	37.023	38.366	244.8	1:40.289	163.47	3.015	09:04:54.316
3 - D1	23.278	36.121	37.875	248.2	1:37.274 (1)	168.53		09:06:31.590
4 - D1	23.226	35.851	39.375	250.5	1:38.452	166.52	1.178	09:08:10.042
5 - D1	23.297	36.006	38.009	251.1	1:37.312 (2)	168.47	0.038	09:09:47.354
6 - D1	23.263	37.356	IN PIT	251.7	1:41.799 P	161.04	4.525	09:11:29.153
7 - D2	OUTLAP	41.209	40.164	224.5	3:13.713	84.63	1:36.439	09:14:42.866
8 - D2	23.976	38.537	39.313	250.0	1:41.826	161.00	4.552	09:16:24.692
9 - D2	24.185	38.083	39.572	246.5	1:41.840	160.98	4.566	09:18:06.532
10 - D2	24.016	38.097	39.214	248.2	1:41.327	161.79	4.053	09:19:47.859
11 - D2	23.964	37.725	39.272	248.2	1:40.961	162.38	3.687	09:21:28.820
12 - D2	23.954	38.774	41.582	248.8	1:44.310	157.16	7.036	09:23:13.130
13 - D2	24.531	37.239	IN PIT	247.7	1:44.798 P	156.43	7.524	09:24:57.928
14 - D1	OUTLAP	38.392	38.710	238.9	3:12.247	85.27	1:34.973	09:28:10.175
15 - D1	23.518	38.563	39.103	248.8	1:41.184	162.02	3.910	09:29:51.359
16 - D1	23.398	36.125	37.952	248.2	1:37.475 (3)	168.19	0.201	09:31:28.834

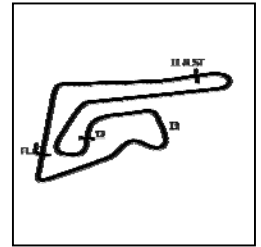
P24 128 GT3AM Vattana Motorsport				Lamborghini Huracan GT3 EVO				
IDEAL LAP TIME : 1:37.761		BEST LAP TIME : 1:38.373		DIFFERENCE : 0.612				
D1: Chonsawat ASAVAHAAME		D2: Akihiro ASAI						
LAP	SECTOR 1	SECTOR 2	SECTOR 3	SPEED TRAP	LAP TIME	KPH	DIFF	TIME OF DAY
1 - D2	OUTLAP	40.935	41.385	183.6				09:04:26.761
2 - D2	23.825	36.390	38.574	246.0	1:38.789	165.95	0.416	09:06:05.550
3 - D2	23.875	36.642	38.932	247.1	1:39.449	164.85	1.076	09:07:44.999
4 - D2	24.143	36.517	IN PIT	246.0	1:44.117 P	157.46	5.744	09:09:29.116
5 - D2	OUTLAP	40.714	39.192	234.7	3:41.959	73.86	2:03.586	09:13:11.075
6 - D2	23.843	36.832	37.941	242.6	1:38.616 (2)	166.24	0.243	09:14:49.691
7 - D2	25.674	38.316	38.898	167.4	1:42.888	159.34	4.515	09:16:32.579
8 - D2	23.739	36.914	38.919	243.2	1:39.572	164.64	1.199	09:18:12.151
9 - D2	23.843	37.167	40.786	242.6	1:41.796	161.05	3.423	09:19:53.947
10 - D2	24.815	36.833	42.792	244.3	1:44.440	156.97	6.067	09:21:38.387
11 - D2	24.014	36.962	39.087	246.0	1:40.063	163.84	1.690	09:23:18.450
12 - D2	23.842	37.554	40.156	242.1	1:41.552	161.43	3.179	09:25:00.002
13 - D2	23.785	36.370	38.608	247.7	1:38.763	165.99	0.390	09:26:38.765
14 - D2	23.739	36.459	38.175	246.0	1:38.373 (1)	166.65		09:28:17.138

Weather / Track : Bright / Dry

Chang International
Circuit Length = 4.554 km
Start: 09:00 Flag 09:30 End: 09:33

Blancpain GT World Challenge Asia

OFFICIAL PRACTICE - SECTOR ANALYSIS



SECTOR 1 = FL to I1, SECTOR 2 = I1 to I2 SECTOR 3 = I2 to I3, SECTOR 4 = I3 to FL, DIFF = Difference To Personal Best Lap, P = Crossed Finish Line in Pit Lane, D = Time Disallowed

15 - D2	23.450	36.823	38.886	243.2	1:39.159	165.33	0.786	09:29:56.297
16 - D2	23.745	36.862	38.123	244.8	1:38.730 (3)	166.05	0.357	09:31:35.027

P25 11 GT4AM GTO Racing with TTR				Mercedes-AMG GT4				
IDEAL LAP TIME : 1:44.842		BEST LAP TIME : 1:45.056		DIFFERENCE : 0.214				
D1: Brian LEE		D2: Tony FONG						
LAP	SECTOR 1	SECTOR 2	SECTOR 3	SPEED TRAP	LAP TIME	KPH	DIFF	TIME OF DAY
1 - D2	OUTLAP	42.723	44.480	187.8				09:03:29.459
2 - D2	26.028	40.746	42.442	231.7	1:49.216	150.10	4.160	09:05:18.675
3 - D2	25.749	39.712	42.224	230.7	1:47.685	152.24	2.629	09:07:06.360
4 - D2	41.999	44.639	IN PIT	156.9	2:15.248 P	121.21	30.192	09:09:21.608
5 - D2	OUTLAP	40.585	42.046	214.2	3:34.789	76.32	1:49.733	09:12:56.397
6 - D2	26.609	40.432	IN PIT	228.3	1:53.081 P	144.97	8.025	09:14:49.478
7 - D1	OUTLAP	40.109	41.775	228.3	3:42.232	73.77	1:57.176	09:18:31.710
8 - D1	25.557	41.932	41.375	231.2	1:48.864	150.59	3.808	09:20:20.574
9 - D1	25.510	38.996	41.461	231.7	1:45.967	154.71	0.911	09:22:06.541
10 - D1	25.394	39.279	41.162	231.7	1:45.835 (3)	154.90	0.779	09:23:52.376
11 - D1	25.630	39.093	41.020	229.7	1:45.743 (2)	155.04	0.687	09:25:38.119
12 - D1	25.474	38.712	40.870	230.7	1:45.056 (1)	156.05		09:27:23.175
13 - D1	25.804	39.590	40.736	229.2	1:46.130	154.47	1.074	09:29:09.305
14 - D1	25.458	39.731	42.763	229.7	1:47.952	151.86	2.896	09:30:57.257

P26 81 GT4AM BMW Team Studie				BMW M4 GT4				
IDEAL LAP TIME : 1:45.209		BEST LAP TIME : 1:45.349		DIFFERENCE : 0.140				
D1: Takayuki KINOSHITA		D2: Sunako JUKUCHOU						
LAP	SECTOR 1	SECTOR 2	SECTOR 3	SPEED TRAP	LAP TIME	KPH	DIFF	TIME OF DAY
1 - D1	OUTLAP	42.906	IN PIT	196.3				09:02:28.195
2 - D1	OUTLAP	41.513	42.922	224.5	3:32.840	77.02	1:47.491	09:06:01.035
3 - D1	25.824	40.396	42.105	230.2	1:48.325	151.34	2.976	09:07:49.360
4 - D1	25.856	39.208	41.590	230.7	1:46.654	153.71	1.305	09:09:36.014
5 - D1	25.600	39.313	42.090	231.2	1:47.003	153.21	1.654	09:11:23.017
6 - D1	25.733	39.253	41.540	230.7	1:46.526	153.90	1.177	09:13:09.543
7 - D1	25.504	39.578	42.647	229.7	1:47.729	152.18	2.380	09:14:57.272
8 - D1	25.785	40.071	IN PIT	232.2	1:51.446 P	147.10	6.097	09:16:48.718
9 - D2	OUTLAP	41.272	42.309	223.6	3:31.452	77.53	1:46.103	09:20:20.170
10 - D2	25.345	38.782	41.624	232.2	1:45.751 (2)	155.02	0.402	09:22:05.921
11 - D2	25.348	41.479	42.153	232.7	1:48.980	150.43	3.631	09:23:54.901
12 - D2	25.296	39.041	42.446	231.7	1:46.783	153.53	1.434	09:25:41.684
13 - D2	25.527	39.158	41.508	232.7	1:46.193 (3)	154.38	0.844	09:27:27.877
14 - D2	25.373	39.242	41.897	233.2	1:46.512	153.92	1.163	09:29:14.389
15 - D2	25.343	38.875	41.131	232.7	1:45.349 (1)	155.61		09:30:59.738

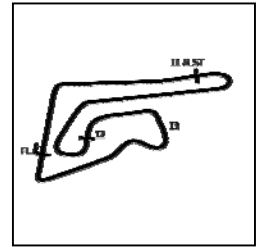
P27 111 GT4AM Team iRace.Win				Mercedes-AMG GT4				
IDEAL LAP TIME : 1:45.247		BEST LAP TIME : 1:45.544		DIFFERENCE : 0.297				
D1: Setiawan SANTOSO		D2: Ringo CHONG						
LAP	SECTOR 1	SECTOR 2	SECTOR 3	SPEED TRAP	LAP TIME	KPH	DIFF	TIME OF DAY
1 - D2	OUTLAP	48.230	IN PIT	179.7				09:02:59.058
2 - D2	OUTLAP	46.749	42.412	151.8	2:25.863	112.39	40.319	09:05:24.921
3 - D2	25.945	39.870	42.308	230.7	1:48.123	151.62	2.579	09:07:13.044
4 - D2	26.997	38.919	41.327	227.3	1:47.243	152.87	1.699	09:09:00.287
5 - D2	25.668	39.759	41.596	231.2	1:47.023	153.18	1.479	09:10:47.310
6 - D2	25.414	39.216	40.914	230.7	1:45.544 (1)	155.33		09:12:32.854
7 - D2	25.623	39.875	IN PIT	230.2	1:52.692 P	145.47	7.148	09:14:25.546
8 - D1	OUTLAP	39.303	42.129	229.2	3:24.930	80.00	1:39.386	09:17:50.476
9 - D1	25.791	39.643	41.118	229.2	1:46.552 (2)	153.86	1.008	09:19:37.028
10 - D1	25.858	39.565	42.011	229.2	1:47.434	152.59	1.890	09:21:24.462
11 - D1	25.892	39.077	42.066	229.7	1:47.035	153.16	1.491	09:23:11.497
12 - D1	27.193	39.164	42.343	228.3	1:48.700	150.82	3.156	09:25:00.197
13 - D1	26.180	39.979	42.289	229.7	1:48.448	151.17	2.904	09:26:48.645
14 - D1	26.155	40.274	42.401	231.2	1:48.830	150.64	3.286	09:28:37.475
15 - D1	25.569	39.297	42.058	230.7	1:46.924 (3)	153.32	1.380	09:30:24.399

Weather / Track : Bright / Dry

Chang International
Circuit Length = 4.554 km
Start: 09:00 Flag 09:30 End: 09:33

Blancpain GT World Challenge Asia

OFFICIAL PRACTICE - SECTOR ANALYSIS



SECTOR 1 = FL to I1, SECTOR 2 = I1 to I2 SECTOR 3 = I2 to I3, SECTOR 4 = I3 to FL, DIFF = Difference To Personal Best Lap, P = Crossed Finish Line in Pit Lane, D = Time Disallowed

P28 77 GT4AM Craft-Bamboo Racing				Mercedes-AMG GT4				
IDEAL LAP TIME : 1:45.583		BEST LAP TIME : 1:45.719		DIFFERENCE : 0.136				
D1: Frank YU		D2: Jean-Marc MERLIN						
LAP	SECTOR 1	SECTOR 2	SECTOR 3	SPEED TRAP	LAP TIME	KPH	DIFF	TIME OF DAY
1 - D1	OUTLAP	43.796	43.178	199.6				09:02:33.339
2 - D1	25.811	39.436	41.921	230.7	1:47.168	152.97	1.449	09:04:20.507
3 - D1	25.776	39.647	42.039	231.2	1:47.462	152.55	1.743	09:06:07.969
4 - D1	25.489	39.507	41.929	232.2	1:46.925	153.32	1.206	09:07:54.894
5 - D1	25.716	39.776	42.216	231.7	1:47.708	152.21	1.989	09:09:42.602
6 - D1	25.675	39.327	47.209	227.3	1:52.211	146.10	6.492	09:11:34.813
7 - D1	25.669	39.142	IN PIT	231.2	1:49.454 P	149.78	3.735	09:13:24.267
8 - D2	OUTLAP	40.765	42.632	225.4	4:56.208	55.34	3:10.489	09:18:20.475
9 - D2	25.732	39.591	42.304	230.2	1:47.627	152.32	1.908	09:20:08.102
10 - D2	25.748	39.288	41.925	230.2	1:46.961	153.27	1.242	09:21:55.063
11 - D2	25.599	39.154	41.991	229.7	1:46.744	153.58	1.025	09:23:41.807
12 - D2	25.550	38.931	41.238	230.7	1:45.719 (1)	155.07		09:25:27.526
13 - D2	25.596	39.350	42.281	231.2	1:47.227	152.89	1.508	09:27:14.753
14 - D2	25.653	38.948	41.225	231.2	1:45.826 (2)	154.91	0.107	09:29:00.579
15 - D2	25.629	38.869	41.580	229.7	1:46.078 (3)	154.55	0.359	09:30:46.657

P29 80 GT4AM Racing Spirit Team				Porsche Cayman GT4 Clubsport MR				
IDEAL LAP TIME : 1:46.974		BEST LAP TIME : 1:47.199		DIFFERENCE : 0.225				
D1: Munkong SATHIENTHIRAI		D2: Preeda TANTEM SAPYA						
LAP	SECTOR 1	SECTOR 2	SECTOR 3	SPEED TRAP	LAP TIME	KPH	DIFF	TIME OF DAY
1 - D2	OUTLAP	56.219	52.578	122.0				09:03:11.936
2 - D2	32.865	45.804	49.422	130.2	2:08.091	127.99	20.892	09:05:20.027
3 - D2	26.854	42.046	44.681	226.4	1:53.581	144.34	6.382	09:07:13.608
4 - D2	27.310	40.967	44.280		1:52.557	145.65	5.358	09:09:06.165
5 - D2	26.541	41.432	45.788	227.3	1:53.761	144.11	6.562	09:10:59.926
6 - D2	26.525	40.729	42.621	226.8	1:49.875	149.20	2.676	09:12:49.801
7 - D2	26.199	40.249	42.588	224.5	1:49.036	150.35	1.837	09:14:38.837
8 - D2	26.902	40.771	IN PIT	225.9	1:52.617 P	145.57	5.418	09:16:31.454
9 - D1	OUTLAP	51.158	43.908	189.1	3:53.373	70.24	2:06.174	09:20:24.827
10 - D1	26.043	39.820	42.270	227.3	1:48.133 (3)	151.61	0.934	09:22:12.960
11 - D1	25.816	39.690	41.944	227.8	1:47.450 (2)	152.57	0.251	09:24:00.410
12 - D1	25.858	39.442	41.899	229.7	1:47.199 (1)	152.93		09:25:47.609
13 - D1	25.633	46.697	43.600		1:55.930	141.41	8.731	09:27:43.539
14 - D1	25.776	40.117	42.366	232.2	1:48.259	151.43	1.060	09:29:31.798
15 - D1	25.676	39.949	IN PIT		1:53.419 P	144.54	6.220	09:31:25.217

P30 199 GT4AM Team iRace.Win				Mercedes-AMG GT4				
IDEAL LAP TIME : 1:47.451		BEST LAP TIME : 1:48.441		DIFFERENCE : 0.990				
D1: Angelo NEGRO		D2: Alan YEO						
LAP	SECTOR 1	SECTOR 2	SECTOR 3	SPEED TRAP	LAP TIME	KPH	DIFF	TIME OF DAY
1 - D1	OUTLAP	45.765	44.703	159.0				09:02:40.687
2 - D1	26.332	41.958	42.024	220.4	1:50.314	148.61	1.873	09:04:31.001
3 - D1	26.063	41.248	42.921	228.3	1:50.232	148.72	1.791	09:06:21.233
4 - D1	26.420	41.624	43.607	225.4	1:51.651	146.83	3.210	09:08:12.884
5 - D1	26.585	39.781	42.231	226.8	1:48.597 (3)	150.96	0.156	09:10:01.481
6 - D1	25.972	39.753	42.810	228.8	1:48.535 (2)	151.05	0.094	09:11:50.016
7 - D1	25.955	40.605	42.708	229.2	1:49.268	150.03	0.827	09:13:39.284
8 - D1	25.674	39.787	IN PIT	229.2	1:50.703 P	148.09	2.262	09:15:29.987
9 - D2	OUTLAP	43.549	45.335	200.0	3:48.207	71.84	1:59.766	09:19:18.194
10 - D2	26.416	41.222	44.138	226.4	1:51.776	146.67	3.335	09:21:09.970
11 - D2	26.636	41.097	43.657	225.9	1:51.390	147.18	2.949	09:23:01.360
12 - D2	26.678	41.212	43.121	226.8	1:51.011	147.68	2.570	09:24:52.371
13 - D2	25.908	40.840	43.447	228.3	1:50.195	148.77	1.754	09:26:42.566
14 - D2	25.947	40.282	42.212	228.8	1:48.441 (1)	151.18		09:28:31.007
15 - D2	26.349	40.266	44.342	227.3	1:50.957	147.75	2.516	09:30:21.964

Weather / Track : Bright / Dry

Chang International
Circuit Length = 4.554 km
Start: 09:00 Flag 09:30 End: 09:33

Blancpain GT World Challenge Asia

OFFICIAL PRACTICE - BEST SECTORS

SECTOR 1				SECTOR 2				SECTOR 3				IDEAL / BEST COMPARISON			
POS	NO	NAME	TIME	NO	NAME	TIME	NO	NAME	TIME	POS	NO	NAME	IDEAL	BEST	DIFF
												PERFECT LAP	1:33.755		
1	75	T2 Motorsports	22.812	918	Panther/AAS Motors	34.632	88	Craft-Bamboo Racir	36.311	1	88	Craft-Bamboo Racing	1:33.856	1:33.933	0.077
2	666	Vincenzo Sospiri Ra	22.821	88	Craft-Bamboo Racir	34.653	12	Audi Sport Asia Tea	36.597	2	918	Panther/AAS Motorsp	1:34.168	1:34.220	0.052
3	918	Panther/AAS Motors	22.874	13	Audi Sport Asia Tea	34.684	13	Audi Sport Asia Tea	36.605	3	13	Audi Sport Asia Team	1:34.236	1:34.343	0.107
4	88	Craft-Bamboo Racir	22.892	999	Audi Sport Asia Tea	34.729	888	Triple Eight Race Er	36.618	4	888	Triple Eight Race Eng	1:34.352	1:34.372	0.020
5	888	Triple Eight Race Er	22.933	888	Triple Eight Race Er	34.801	918	Panther/AAS Motors	36.662	5	12	Audi Sport Asia Team	1:34.549	1:34.867	0.318
6	13	Audi Sport Asia Tea	22.947	75	T2 Motorsports	34.820	97	Solite Indigo Racing	36.676	6	75	T2 Motorsports	1:34.640	1:34.724	0.084
7	17	Anstone Racing	22.952	8	ARN Racing	34.836	912	Absolute Racing	36.905	7	97	Solite Indigo Racing	1:34.658	1:34.897	0.239
8	59	Singha Plan-B by At	22.973	912	Absolute Racing	34.894	99	Craft-Bamboo Racir	36.923	8	999	Audi Sport Asia Team	1:34.683	1:34.821	0.138
9	999	Audi Sport Asia Tea	22.990	17	Anstone Racing	34.924	666	Vincenzo Sospiri Ra	36.949	9	912	Absolute Racing	1:34.821	1:35.191	0.370
10	911	Absolute Racing	22.990	12	Audi Sport Asia Tea	34.946	911	Absolute Racing	36.952	10	666	Vincenzo Sospiri Raci	1:34.859	1:35.132	0.273
11	61	ABSSA Motorsport	22.997	97	Solite Indigo Racing	34.963	999	Audi Sport Asia Tea	36.964	11	17	Anstone Racing	1:34.908	1:34.935	0.027
12	12	Audi Sport Asia Tea	23.006	27	HubAuto Corsa	34.968	75	T2 Motorsports	37.008	12	99	Craft-Bamboo Racing	1:35.033	1:35.083	0.050
13	27	HubAuto Corsa	23.008	99	Craft-Bamboo Racir	34.978	17	Anstone Racing	37.032	13	8	ARN Racing	1:35.045	1:35.228	0.183
14	97	Solite Indigo Racing	23.019	55	Craft-Bamboo Racir	35.027	55	Craft-Bamboo Racir	37.038	14	27	HubAuto Corsa	1:35.045	1:35.045	0.000
15	16	Modena Motorsports	23.021	666	Vincenzo Sospiri Ra	35.089	59	Singha Plan-B by At	37.048	15	911	Absolute Racing	1:35.069	1:35.242	0.173
16	912	Absolute Racing	23.022	911	Absolute Racing	35.127	27	HubAuto Corsa	37.069	16	55	Craft-Bamboo Racing	1:35.194	1:35.419	0.225
17	21	OpenRoad Racing	23.029	21	OpenRoad Racing	35.188	8	ARN Racing	37.074	17	59	Singha Plan-B by Abs	1:35.253	1:35.547	0.294
18	55	Craft-Bamboo Racir	23.129	59	Singha Plan-B by At	35.232	16	Modena Motorsports	37.107	18	16	Modena Motorsports	1:35.371	1:35.492	0.121
19	99	Craft-Bamboo Racir	23.132	16	Modena Motorsports	35.243	21	OpenRoad Racing	37.165	19	21	OpenRoad Racing	1:35.382	1:35.594	0.212
20	8	ARN Racing	23.135	51	AMAC Motorsport	35.319	910	JRM	37.181	20	51	AMAC Motorsport	1:35.815	1:36.624	0.809
21	910	JRM	23.161	61	ABSSA Motorsport	35.467	51	AMAC Motorsport	37.280	21	61	ABSSA Motorsport	1:35.917	1:36.310	0.393
22	51	AMAC Motorsport	23.216	910	JRM	35.789	61	ABSSA Motorsport	37.453	22	910	JRM	1:36.131	1:36.891	0.760
23	26	B-Quik Racing	23.226	26	B-Quik Racing	35.851	26	B-Quik Racing	37.875	23	26	B-Quik Racing	1:36.952	1:37.274	0.322
24	128	Valtana Motorsport	23.450	128	Valtana Motorsport	36.370	128	Valtana Motorsport	37.941	24	128	Valtana Motorsport	1:37.761	1:38.373	0.612
25	81	BMW Team Studie	25.296	11	GTO Racing with TT	38.712	11	GTO Racing with TT	40.736	25	11	GTO Racing with TTR	1:44.842	1:45.056	0.214
26	11	GTO Racing with TT	25.394	81	BMW Team Studie	38.782	111	Team iRace.Win	40.914	26	81	BMW Team Studie	1:45.209	1:45.349	0.140
27	111	Team iRace.Win	25.414	77	Craft-Bamboo Racir	38.869	81	BMW Team Studie	41.131	27	111	Team iRace.Win	1:45.247	1:45.544	0.297
28	77	Craft-Bamboo Racir	25.489	111	Team iRace.Win	38.919	77	Craft-Bamboo Racir	41.225	28	77	Craft-Bamboo Racing	1:45.583	1:45.719	0.136
29	80	Racing Spirit Team	25.633	80	Racing Spirit Team	39.442	80	Racing Spirit Team	41.899	29	80	Racing Spirit Team	1:46.974	1:47.199	0.225
30	199	Team iRace.Win	25.674	199	Team iRace.Win	39.753	199	Team iRace.Win	42.024	30	199	Team iRace.Win	1:47.451	1:48.441	0.990

Weather / Track : Bright / Dry

Results can be found at www.tsl-timing.com

Chang International
Circuit Length = 4.554 km
Start: 09:00 Flag 09:30 End: 09:33

Printed - 09:40 Saturday, 11 May 2019

Blancpain GT World Challenge Asia

OFFICIAL PRACTICE - BEST SPEEDS

POS	NO	NAME	VMAX	KPH
1	999	Audi Sport Asia Team TSRT		252.9
2	59	Singha Plan-B by Absolute Racing		252.9
3	17	Anstone Racing		252.3
4	61	ABSSA Motorsport		252.3
5	75	T2 Motorsports		251.7
6	26	B-Quik Racing		251.7
7	888	Triple Eight Race Engineering Australia		251.1
8	12	Audi Sport Asia Team Absolute Racing		251.1
9	27	HubAuto Corsa		251.1
10	666	Vincenzo Sospiri Racing		251.1
11	13	Audi Sport Asia Team Absolute Racing		250.5
12	88	Craft-Bamboo Racing		250.0
13	21	OpenRoad Racing		250.0
14	918	Panther/AAS Motorsport		249.4
15	51	AMAC Motorsport		249.4
16	910	JRM		249.4
17	97	Solite Indigo Racing		248.8
18	912	Absolute Racing		248.8
19	99	Craft-Bamboo Racing		248.2
20	911	Absolute Racing		248.2
21	16	Modena Motorsports		248.2
22	8	ARN Racing		247.7
23	55	Craft-Bamboo Racing		247.7
24	128	Vattana Motorsport		247.7
25	81	BMW Team Studie		233.2
26	77	Craft-Bamboo Racing		232.2
27	80	Racing Spirit Team		232.2
28	11	GTO Racing with TTR		231.7
29	111	Team iRace.Win		231.2
30	199	Team iRace.Win		229.2

Weather / Track : Bright / Dry

Results can be found at www.tsl-timing.com

Chang International
Circuit Length = 4.554 km
Start: 09:00 Flag 09:30 End: 09:33

Printed - 09:40 Saturday, 11 May 2019

Blancpain GT World Challenge Asia

OFFICIAL PRACTICE - DRIVER STATISTICS

POS	NO	CL	PIC	TEAM / DRIVERS	CAR	LAPS	RACE TIME	%	BEST	ON	KPH
1	88	GT3PA	1	Craft-Bamboo Racing (HKG) Jeffrey LEE (TPE) Alessio PICARIELLO (BEL)	Mercedes-AMG GT3	16	29:53.731				
						10	20:28.699	68.50	1:37.606	9	167.96
						5	7:56.238	26.55	1:33.933	14	174.53
2	918	GT3PA	2	Panther/AAS Motorsport (CHN) Vutthikorn INTHRAPHUVASAK (THA) Alexandre IMPERATORI (CHE)	Porsche 911 GT3 R	12	24:58.891				
						7	14:53.107	59.58	1:34.688	7	173.14
						4	6:28.051	25.89	1:34.220	10	174.00
3	13	GT3PA	3	Audi Sport Asia Team Absolute Racing Jingzu SUN (CHN) Congfu CHENG (CHN)	Audi R8 LMS GT3 2019	16	29:36.644				
						6	13:34.302	45.83	1:40.684	4	162.83
						9	14:30.826	49.02	1:34.343	13	173.77
4	888	GT3PA	4	Triple Eight Race Engineering Australia HH Prince Abdul Rahman IBRAHIM (MYS) Jazeman JAAFAR (MYS)	Mercedes-AMG GT3	14	28:52.348				
						0	0.000	0.00		0	
						13	23:57.588	82.98	1:34.372	12	173.72
5	75	GT3PA	5	T2 Motorsports (SGP) David TJIPTOBIANTORO (IDN) Rio HARYANTO (IDN)	Ferrari 488 GT3	17	31:04.367				
						8	17:01.791	54.81	1:38.173	4	166.99
						8	12:58.070	41.73	1:34.724	16	173.07
6	999	GT3S	1	Audi Sport Asia Team TSRT (CHN) Weian CHEN (CHN) Andre COUTO (MAC)	Audi R8 LMS GT3 2019	16	28:11.182				
						9	18:26.654	65.44	1:36.230	9	170.36
						6	9:44.528	34.56	1:34.821	15	172.89
7	12	GT3S	2	Audi Sport Asia Team Absolute Racing Weiron TAN (MYS) Martin RUMP (EST)	Audi R8 LMS GT3 2019	13	24:28.433				
						7	14:51.312	60.70	1:34.867	6	172.81
						5	8:06.592	33.14	1:35.196	12	172.21
8	97	GT3S	3	Solite Indigo Racing (KOR) Roelof BRUJNS (KOR) Manuel METZGER (DEU)	Mercedes-AMG GT3	16	30:01.900				
						11	22:08.331	73.72	1:35.486	10	171.69
						4	6:20.452	21.11	1:34.897	14	172.75
9	17	GT3PA	6	Anstone Racing (CHN) Xu WEI (CHN) Naoki YOKOMIZO (JPN)	Mercedes-AMG GT3	16	30:30.322				
						7	15:43.049	51.52	1:39.452	7	164.84
						8	12:48.927	42.01	1:34.935	16	172.69
10	27	GT3S	4	HubAuto Corsa (TPE) Yuya SAKAMOTO (JPN) Andre HEIMGARTNER (NZL)	Ferrari 488 GT3	18	31:03.897				
						9	14:38.413	47.13	1:35.678	17	171.34
						8	16:25.484	52.87	1:35.045	8	172.49
11	99	GT3S	5	Craft-Bamboo Racing (HKG) Darryl O'YOUNG (HKG) Christina NIELSEN (DNK)	Mercedes-AMG GT3	16	30:43.504				
						5	8:06.014	26.36	1:35.083	16	172.42
						10	21:02.917	68.51	1:36.055	9	170.67
12	666	GT3PA	7	Vincenzo Sospiri Racing (ITA) Alex AU (HKG) Frederik SCHANDORFF (DNK)	Lamborghini Huracan GT3 EVO	17	30:51.531				
						6	11:24.565	36.97	1:36.796	10	169.37
						10	19:26.966	63.03	1:35.132	17	172.33
13	912	GT3S	6	Absolute Racing (CHN) Yuan BO (CHN) Jono LESTER (NZL)	Porsche 911 GT3 R	14	27:33.631				
						6	9:49.649	35.66	1:35.191	13	172.22
						7	14:44.547	53.49	1:35.285	7	172.05
14	8	GT3PA	8	ARN Racing (JPN) Hiroaki NAGAI (JPN) Yuta KAMIMURA (JPN)	Porsche 911 GT3 R	17	31:03.746				
						9	14:39.847	47.21	1:37.128	17	168.79
						7	14:53.119	47.92	1:35.228	7	172.15
15	911	GT3S	7	Absolute Racing (CHN) Tanart SATHIENTHIRAKUL (THA) Philip HAMPRECHT (DEU)	Porsche 911 GT3 R	11	23:21.399				
						5	11:52.863	50.87	1:36.682	5	169.57
						5	7:58.846	34.17	1:35.242	9	172.13
16	55	GT3PA	9	Craft-Bamboo Racing (HKG) Daniel AU (SGP) Melvin MOH (MYS)	Mercedes-AMG GT3	17	30:43.224				
						6	14:28.359	47.11	1:45.885	5	154.83
						10	16:14.865	52.89	1:35.419	17	171.81
17	16	GT3PA	10	Modena Motorsports (HKG) John SHEN (HKG) Benny SIMONSEN (DNK)	Porsche 911 GT3 R	14	29:15.630				
						11	22:51.917	78.14	1:35.492	10	171.68
						2	3:23.588	11.60		0	
18	59	GT3PA	11	Singha Plan-B by Absolute Racing (THA) Bhurit BHIROMBHAKDI (THA) Kantasak KUSIRI (THA)	Audi R8 LMS GT3 2019	17	29:43.316				
						11	21:39.939	72.89	1:36.955	10	169.09
						5	8:03.377	27.11	1:35.547	17	171.58
19	21	GT3AM	1	OpenRoad Racing (HKG) Philippe DESCOMBES (HKG) Francis TJIA (HKG)	Porsche 911 GT3 R	13	30:26.594				
						7	11:21.124	37.29	1:35.594	10	171.50
						5	15:01.985	49.38	1:37.763	5	167.69

Chang International

Circuit Length = 4.554 km

Start: 09:00 Flag 09:30 End: 09:33

Weather / Track : Bright / Dry

Blancpain GT World Challenge Asia

OFFICIAL PRACTICE - DRIVER STATISTICS

POS	NO	CL	PIC	TEAM / DRIVERS	CAR	LAPS	RACE TIME	%	BEST	ON	KPH
20	61	GT3PA	12	ABSSA Motorsport (JPN)	McLaren 720S GT3	17	29:54.485				
				Piti BHIROMBHAKDI (THA)		11	17:46.351	59.42	1:36.310	17	170.22
				Keita SAWA (JPN)		5	12:08.134	40.58	1:36.315	5	170.21
21	51	GT3AM	2	AMAC Motorsport (AUS)	Lamborghini Huracan GT3 EVO	17	30:18.278				
				Andrew MACPHERSON (AUS)		9	18:48.537	62.07	1:40.142	9	163.71
				William Ben PORTER (AUS)		7	11:29.741	37.93	1:36.624	13	169.67
22	910	GT3PA	13	JRM (CHN)	Porsche 911 GT3 R	17	31:02.755				
				Chao LI (CHN)		10	17:06.138	55.09	1:37.853	10	167.54
				Chris VAN DER DRIFT (NZL)		6	13:56.617	44.91	1:36.891	5	169.20
23	26	GT3AM	3	B-Quik Racing (THA)	Audi R8 LMS GT3 2019	16	30:10.600				
				Daniel BILSKI (AUS)		8	16:42.831	55.39	1:37.274	3	168.53
				Henk KIKS (NLD)		7	13:27.769	44.61	1:40.961	11	162.38
24	128	GT3AM	4	Vattana Motorsport (THA)	Lamborghini Huracan GT3 EVO	16	28:55.233				
				Chonsawat ASAVAHAME (THA)		0	0.000	0.00		0	
				Akihiro ASAI (JPN)		15	26:54.274	93.03	1:38.373	14	166.65
25	11	GT4AM	1	GTO Racing with TTR (JPN)	Mercedes-AMG GT4	14	29:31.600				
				Brian LEE (TPE)		8	14:08.251	47.88	1:45.056	12	156.05
				Tony FONG (HKG)		5	13:37.034	46.12	1:47.685	3	152.24
26	81	GT4AM	2	BMW Team Studie (JPN)	BMW M4 GT4	15	30:25.371				
				Takayuki KINOSHITA (JPN)		7	16:14.208	53.37	1:46.526	6	153.90
				Sunako JUKUCHOU (JPN)		7	12:25.101	40.82	1:45.349	15	155.61
27	111	GT4AM	3	Team iRace.Win (TPE)	Mercedes-AMG GT4	15	29:46.251				
				Setiawan SANTOSO (IDN)		8	14:16.520	47.95	1:46.552	9	153.86
				Ringo CHONG (SGP)		6	14:57.287	50.23	1:45.544	6	155.33
28	77	GT4AM	4	Craft-Bamboo Racing (HKG)	Mercedes-AMG GT4	15	30:03.286				
				Frank YU (HKG)		6	15:52.208	52.80	1:46.925	4	153.32
				Jean-Marc MERLIN (FRA)		8	14:11.078	47.20	1:45.719	12	155.07
29	80	GT4AM	5	Racing Spirit Team (THA)	Porsche Cayman GT4 Clubsport MR	15	30:31.232				
				Munkong SATHIENTHIRAKUL (THA)		7	12:58.671	42.52	1:47.199	12	152.93
				Preeda TANTEM SAPYA (THA)		7	17:32.561	57.48	1:49.036	7	150.35
30	199	GT4AM	6	Team iRace.Win (TPE)	Mercedes-AMG GT4	15	29:46.643				
				Angelo NEGRO (ITA)		7	16:49.662	56.51	1:48.535	6	151.05
				Alan YEO (AUS)		7	12:56.981	43.49	1:48.441	14	151.18

Weather / Track : Bright / Dry

Chang International
 Circuit Length = 4.554 km
 Start: 09:00 Flag 09:30 End: 09:33

Blancpain GT World Challenge Asia

OFFICIAL PRACTICE - PIT STOP ANALYSIS

P1	88 GT3PA	Craft-Bamboo Racing						Mercedes-AMG GT3
D1: Jeffrey LEE	Total Stint: 10 Laps - 20:28.699 (68.5%)							Best Lap: 1:37.606 On Lap 9 @ 167.96 kph
D2: Alessio PICARIELLO	Total Stint: 5 Laps - 7:56.238 (26.55%)							Best Lap: 1:33.933 On Lap 14 @ 174.53 kph
STOP	IN TIME	DRIVER IN	STINT TIME	STOP TIME	TOTAL STOP TIME	OUT TIME	DRIVER OUT	
1 -	09:07:42.225	Jeffrey LEE	7:09.289	1:28.794	1:28.794	09:09:11.019	Jeffrey LEE	
2 -	09:21:01.047	Jeffrey LEE	11:50.028	1:29.382	2:58.176	09:22:30.429	Alessio PICARIELLO	
3 -	09:30:26.667	Alessio PICARIELLO						
P2	918 GT3PA	Panther/AAS Motorsport						Porsche 911 GT3 R
D1: Vutthikorn INTRAPHUVASAK	Total Stint: 7 Laps - 14:53.107 (59.58%)							Best Lap: 1:34.688 On Lap 7 @ 173.14 kph
D2: Alexandre IMPERATORI	Total Stint: 4 Laps - 6:28.051 (25.89%)							Best Lap: 1:34.220 On Lap 10 @ 174.00 kph
STOP	IN TIME	DRIVER IN	STINT TIME	STOP TIME	TOTAL STOP TIME	OUT TIME	DRIVER OUT	
1 -	09:03:59.021	Vutthikorn INTRAPHUV.	3:28.092	1:39.917	1:39.917	09:05:38.938	Vutthikorn INTRAPHUVASAK	
2 -	09:07:15.546	Vutthikorn INTRAPHUV.	1:36.608	1:57.816	3:37.733	09:09:13.362	Vutthikorn INTRAPHUVASAK	
3 -	09:17:21.572	Vutthikorn INTRAPHUV.	8:08.210	1:40.197	5:17.930	09:19:01.769	Alexandre IMPERATORI	
4 -	09:25:29.820	Alexandre IMPERATORI						
P3	13 GT3PA	Audi Sport Asia Team Absolute Racing						Audi R8 LMS GT3 2019
D1: Jingzu SUN	Total Stint: 6 Laps - 13:34.302 (45.83%)							Best Lap: 1:40.684 On Lap 4 @ 162.83 kph
D2: Congfu CHENG	Total Stint: 9 Laps - 14:30.826 (49.02%)							Best Lap: 1:34.343 On Lap 13 @ 173.77 kph
STOP	IN TIME	DRIVER IN	STINT TIME	STOP TIME	TOTAL STOP TIME	OUT TIME	DRIVER OUT	
1 -	09:12:42.406	Jingzu SUN	12:02.635	1:31.667	1:31.667	09:14:14.073	Congfu CHENG	
2 -	09:20:34.669	Congfu CHENG	6:20.596	1:31.516	3:03.183	09:22:06.185	Congfu CHENG	
3 -	09:30:16.415	Congfu CHENG						
P4	888 GT3PA	Triple Eight Race Engineering Australia						Mercedes-AMG GT3
D1: HH Prince Abdul Rahman IBRU	Total Stint: 0 Laps							
D2: Jazeman JAAFAR	Total Stint: 13 Laps - 23:57.588 (82.98%)							Best Lap: 1:34.372 On Lap 12 @ 173.72 kph
STOP	IN TIME	DRIVER IN	STINT TIME	STOP TIME	TOTAL STOP TIME	OUT TIME	DRIVER OUT	
1 -	09:07:53.136	Jazeman JAAFAR	7:40.043	2:18.513	2:18.513	09:10:11.649	Jazeman JAAFAR	
2 -	09:18:22.714	Jazeman JAAFAR	8:11.065	2:36.247	4:54.760	09:20:58.961	Jazeman JAAFAR	
3 -	09:29:05.441	Jazeman JAAFAR						
P5	75 GT3PA	T2 Motorsports						Ferrari 488 GT3
D1: David TJIPTOBIANTORO	Total Stint: 8 Laps - 17:01.791 (54.81%)							Best Lap: 1:38.173 On Lap 4 @ 166.99 kph
D2: Rio HARYANTO	Total Stint: 8 Laps - 12:58.070 (41.73%)							Best Lap: 1:34.724 On Lap 16 @ 173.07 kph
STOP	IN TIME	DRIVER IN	STINT TIME	STOP TIME	TOTAL STOP TIME	OUT TIME	DRIVER OUT	
1 -	09:08:40.861	David TJIPTOBIANTORC	8:29.490	1:04.506	1:04.506	09:09:45.367	David TJIPTOBIANTORO	
2 -	09:16:39.623	David TJIPTOBIANTORC	6:54.256	1:38.045	2:42.551	09:18:17.668	Rio HARYANTO	
3 -	09:31:15.738	Rio HARYANTO						
P6	999 GT3S	Audi Sport Asia Team TSRT						Audi R8 LMS GT3 2019
D1: Weian CHEN	Total Stint: 9 Laps - 18:26.654 (65.44%)							Best Lap: 1:36.230 On Lap 9 @ 170.36 kph
D2: Andre COUTO	Total Stint: 6 Laps - 9:44.528 (34.56%)							Best Lap: 1:34.821 On Lap 15 @ 172.89 kph
STOP	IN TIME	DRIVER IN	STINT TIME	STOP TIME	TOTAL STOP TIME	OUT TIME	DRIVER OUT	
1 -	09:16:46.558	Weian CHEN	16:23.362	2:03.292	2:03.292	09:18:49.850	Andre COUTO	
2 -	09:28:34.378	Andre COUTO						
P7	12 GT3S	Audi Sport Asia Team Absolute Racing						Audi R8 LMS GT3 2019
D1: Weiron TAN	Total Stint: 7 Laps - 14:51.312 (60.7%)							Best Lap: 1:34.867 On Lap 6 @ 172.81 kph
D2: Martin RUMP	Total Stint: 5 Laps - 8:06.592 (33.14%)							Best Lap: 1:35.196 On Lap 12 @ 172.21 kph
STOP	IN TIME	DRIVER IN	STINT TIME	STOP TIME	TOTAL STOP TIME	OUT TIME	DRIVER OUT	
1 -	09:07:12.863	Weiron TAN	6:50.686	1:30.529	1:30.529	09:08:43.392	Weiron TAN	
2 -	09:15:13.419	Weiron TAN	6:30.027	1:30.599	3:01.128	09:16:44.018	Martin RUMP	
3 -	09:24:50.610	Martin RUMP						
P8	97 GT3S	Solite Indigo Racing						Mercedes-AMG GT3
D1: Roelof BRUINS	Total Stint: 11 Laps - 22:08.331 (73.72%)							Best Lap: 1:35.486 On Lap 10 @ 171.69 kph
D2: Manuel METZGER	Total Stint: 4 Laps - 6:20.452 (21.11%)							Best Lap: 1:34.897 On Lap 14 @ 172.75 kph
STOP	IN TIME	DRIVER IN	STINT TIME	STOP TIME	TOTAL STOP TIME	OUT TIME	DRIVER OUT	
1 -	09:09:27.162	Roelof BRUINS	9:20.595	1:33.117	1:33.117	09:11:00.279	Roelof BRUINS	

Weather / Track : Bright / Dry

Chang International
Circuit Length = 4.554 km
Start: 09:00 Flag 09:30 End: 09:33

Blancpain GT World Challenge Asia

OFFICIAL PRACTICE - PIT STOP ANALYSIS

2- 09:22:17.781 Roelof BRUINS 11:17.502 1:30.234 3:03.351 09:23:48.015 Manuel METZGER
 - Finish Manuel METZGER 6:20.452

P9 17 GT3PA		Anstone Racing		Mercedes-AMG GT3			
D1: Xu WEI		Total Stint: 7 Laps - 15:43.049 (51.52%)		Best Lap: 1:39.452 On Lap 7 @ 164.84 kph			
D2: Naoki YOKOMIZO		Total Stint: 8 Laps - 12:48.927 (42.01%)		Best Lap: 1:34.935 On Lap 16 @ 172.69 kph			
STOP	IN TIME	DRIVER IN	STINT TIME	STOP TIME	TOTAL STOP TIME	OUT TIME	DRIVER OUT
1 -	09:14:02.282	Xu WEI	13:46.512	1:56.537	1:56.537	09:15:58.819	Naoki YOKOMIZO
2 -	09:24:04.947	Naoki YOKOMIZO	8:06.128	1:58.346	3:54.883	09:26:03.293	Naoki YOKOMIZO
-	Finish	Naoki YOKOMIZO	4:42.799				

P10 27 GT3S		HubAuto Corsa		Ferrari 488 GT3			
D1: Yuya SAKAMOTO		Total Stint: 9 Laps - 14:38.413 (47.13%)		Best Lap: 1:35.678 On Lap 17 @ 171.34 kph			
D2: Andre HEIMGARTNER		Total Stint: 8 Laps - 16:25.484 (52.87%)		Best Lap: 1:35.045 On Lap 8 @ 172.49 kph			
STOP	IN TIME	DRIVER IN	STINT TIME	STOP TIME	TOTAL STOP TIME	OUT TIME	DRIVER OUT
1 -	09:15:30.911	Andre HEIMGARTNER	14:54.492	1:30.992	1:30.992	09:17:01.903	Yuya SAKAMOTO
2 -	09:31:40.316	Yuya SAKAMOTO					

P11 99 GT3S		Craft-Bamboo Racing		Mercedes-AMG GT3			
D1: Darryl O'YOUNG		Total Stint: 5 Laps - 8:06.014 (26.36%)		Best Lap: 1:35.083 On Lap 16 @ 172.42 kph			
D2: Christina NIELSEN		Total Stint: 10 Laps - 21:02.917 (68.51%)		Best Lap: 1:36.055 On Lap 9 @ 170.67 kph			
STOP	IN TIME	DRIVER IN	STINT TIME	STOP TIME	TOTAL STOP TIME	OUT TIME	DRIVER OUT
1 -	09:09:23.681	Christina NIELSEN	9:02.293	1:34.573	1:34.573	09:10:58.254	Christina NIELSEN
2 -	09:20:41.397	Christina NIELSEN	9:43.143	2:17.481	3:52.054	09:22:58.878	Darryl O'YOUNG
-	Finish	Darryl O'YOUNG	8:06.014				

P12 666 GT3PA		Vincenzo Sospiri Racing		Lamborghini Huracan GT3 EVO			
D1: Alex AU		Total Stint: 6 Laps - 11:24.565 (36.97%)		Best Lap: 1:36.796 On Lap 10 @ 169.37 kph			
D2: Frederik SCHANDORFF		Total Stint: 10 Laps - 19:26.966 (63.03%)		Best Lap: 1:35.132 On Lap 17 @ 172.33 kph			
STOP	IN TIME	DRIVER IN	STINT TIME	STOP TIME	TOTAL STOP TIME	OUT TIME	DRIVER OUT
1 -	09:08:28.334	Frederik SCHANDORFF	8:18.615	1:38.645	1:38.645	09:10:06.979	Alex AU
2 -	09:20:10.324	Alex AU	10:03.345	1:21.220	2:59.865	09:21:31.544	Frederik SCHANDORFF
-	Finish	Frederik SCHANDORFF	9:29.706				

P13 912 GT3S		Absolute Racing		Porsche 911 GT3 R			
D1: Yuan BO		Total Stint: 6 Laps - 9:49.649 (35.66%)		Best Lap: 1:35.191 On Lap 13 @ 172.22 kph			
D2: Jono LESTER		Total Stint: 7 Laps - 14:44.547 (53.49%)		Best Lap: 1:35.285 On Lap 7 @ 172.05 kph			
STOP	IN TIME	DRIVER IN	STINT TIME	STOP TIME	TOTAL STOP TIME	OUT TIME	DRIVER OUT
1 -	09:02:11.457	Jono LESTER	1:45.418	1:29.359	1:29.359	09:03:40.816	Jono LESTER
2 -	09:08:32.159	Jono LESTER	4:51.343	1:30.076	2:59.435	09:10:02.235	Jono LESTER
3 -	09:16:40.971	Jono LESTER	6:38.736	1:29.050	4:28.485	09:18:10.021	Yuan BO
4 -	09:27:59.670	Yuan BO					

P14 8 GT3PA		ARN Racing		Porsche 911 GT3 R			
D1: Hiroaki NAGAI		Total Stint: 9 Laps - 14:39.847 (47.21%)		Best Lap: 1:37.128 On Lap 17 @ 168.79 kph			
D2: Yuta KAMIMURA		Total Stint: 7 Laps - 14:53.119 (47.92%)		Best Lap: 1:35.228 On Lap 7 @ 172.15 kph			
STOP	IN TIME	DRIVER IN	STINT TIME	STOP TIME	TOTAL STOP TIME	OUT TIME	DRIVER OUT
1 -	09:13:42.350	Yuta KAMIMURA	13:22.182	1:30.937	1:30.937	09:15:13.287	Hiroaki NAGAI
2 -	09:21:47.875	Hiroaki NAGAI	6:34.588	1:30.780	3:01.717	09:23:18.655	Hiroaki NAGAI
-	Finish	Hiroaki NAGAI	8:05.259				

P15 911 GT3S		Absolute Racing		Porsche 911 GT3 R			
D1: Tanart SATHIENTHIRAKUL		Total Stint: 5 Laps - 11:52.863 (50.87%)		Best Lap: 1:36.682 On Lap 5 @ 169.57 kph			
D2: Philip HAMPRECHT		Total Stint: 5 Laps - 7:58.846 (34.17%)		Best Lap: 1:35.242 On Lap 9 @ 172.13 kph			
STOP	IN TIME	DRIVER IN	STINT TIME	STOP TIME	TOTAL STOP TIME	OUT TIME	DRIVER OUT
1 -	09:02:13.024	Tanart SATHIENTHIRAKI	1:45.830	1:44.616	1:44.616	09:03:57.640	Tanart SATHIENTHIRAKUL
2 -	09:05:35.100	Tanart SATHIENTHIRAKI	1:37.460	1:45.074	3:29.690	09:07:20.174	Tanart SATHIENTHIRAKUL
3 -	09:14:04.660	Tanart SATHIENTHIRAKI	6:44.486	1:45.087	5:14.777	09:15:49.747	Philip HAMPRECHT
4 -	09:23:48.593	Philip HAMPRECHT					

Weather / Track : Bright / Dry

Chang International
 Circuit Length = 4.554 km
 Start: 09:00 Flag 09:30 End: 09:33

Blancpain GT World Challenge Asia

OFFICIAL PRACTICE - PIT STOP ANALYSIS

P16	55 GT3PA	Craft-Bamboo Racing	Mercedes-AMG GT3
D1: Daniel AU		Total Stint: 6 Laps - 14:28.359 (47.11%)	Best Lap: 1:45.885 On Lap 5 @ 154.83 kph
D2: Melvin MOH		Total Stint: 10 Laps - 16:14.865 (52.89%)	Best Lap: 1:35.419 On Lap 17 @ 171.81 kph

STOP	IN TIME	DRIVER IN	STINT TIME	STOP TIME	TOTAL STOP TIME	OUT TIME	DRIVER OUT
1 -	09:13:36.046	Daniel AU	12:54.203	1:34.156	1:34.156	09:15:10.202	Melvin MOH
-	Finish	Melvin MOH	16:14.865				

P17	16 GT3PA	Modena Motorsports	Porsche 911 GT3 R
D1: John SHEN		Total Stint: 11 Laps - 22:51.917 (78.14%)	Best Lap: 1:35.492 On Lap 10 @ 171.68 kph
D2: Benny SIMONSEN		Total Stint: 2 Laps - 3:23.588 (11.6%)	

STOP	IN TIME	DRIVER IN	STINT TIME	STOP TIME	TOTAL STOP TIME	OUT TIME	DRIVER OUT
1 -	09:02:55.590	John SHEN	1:53.185	1:29.200	1:29.200	09:04:24.790	John SHEN
2 -	09:16:05.452	John SHEN	11:40.662	1:30.925	3:00.125	09:17:36.377	John SHEN
3 -	09:24:00.149	John SHEN	6:23.772	2:54.298	5:54.423	09:26:54.447	Benny SIMONSEN
4 -	09:30:18.035	Benny SIMONSEN					

P18	59 GT3PA	Singha Plan-B by Absolute Racing	Audi R8 LMS GT3 2019
D1: Bhurit BHIROMBHAKDI		Total Stint: 11 Laps - 21:39.939 (72.89%)	Best Lap: 1:36.955 On Lap 10 @ 169.09 kph
D2: Kantasak KUSIRI		Total Stint: 5 Laps - 8:03.377 (27.11%)	Best Lap: 1:35.547 On Lap 17 @ 171.58 kph

STOP	IN TIME	DRIVER IN	STINT TIME	STOP TIME	TOTAL STOP TIME	OUT TIME	DRIVER OUT
1 -	09:20:33.334	Bhurit BHIROMBHAKDI	20:08.554	1:31.385	1:31.385	09:22:04.719	Kantasak KUSIRI
-	Finish	Kantasak KUSIRI	8:03.377				

P19	21 GT3AM	OpenRoad Racing	Porsche 911 GT3 R
D1: Philippe DESCOMBES		Total Stint: 7 Laps - 11:21.124 (37.29%)	Best Lap: 1:35.594 On Lap 10 @ 171.50 kph
D2: Francis TJIA		Total Stint: 5 Laps - 15:01.985 (49.38%)	Best Lap: 1:37.763 On Lap 5 @ 167.69 kph

STOP	IN TIME	DRIVER IN	STINT TIME	STOP TIME	TOTAL STOP TIME	OUT TIME	DRIVER OUT
1 -	09:11:11.221	Francis TJIA	10:02.338	4:59.647	4:59.647	09:16:10.868	Philippe DESCOMBES
2 -	09:17:47.928	Philippe DESCOMBES	1:37.060	49.973	5:49.620	09:18:37.901	Philippe DESCOMBES
3 -	09:25:05.906	Philippe DESCOMBES	6:28.005	3:13.512	9:03.132	09:28:19.418	Philippe DESCOMBES
-	Finish	Philippe DESCOMBES	3:16.059				

P20	61 GT3PA	ABSSA Motorsport	McLaren 720S GT3
D1: Piti BHIROMBHAKDI		Total Stint: 11 Laps - 17:46.351 (59.42%)	Best Lap: 1:36.310 On Lap 17 @ 170.22 kph
D2: Keita SAWA		Total Stint: 5 Laps - 12:08.134 (40.58%)	Best Lap: 1:36.315 On Lap 5 @ 170.21 kph

STOP	IN TIME	DRIVER IN	STINT TIME	STOP TIME	TOTAL STOP TIME	OUT TIME	DRIVER OUT
1 -	09:11:24.096	Keita SAWA	10:28.723	1:39.411	1:39.411	09:13:03.507	Piti BHIROMBHAKDI
-	Finish	Piti BHIROMBHAKDI	17:46.351				

P21	51 GT3AM	AMAC Motorsport	Lamborghini Huracan GT3 EVO
D1: Andrew MACPHERSON		Total Stint: 9 Laps - 18:48.537 (62.07%)	Best Lap: 1:40.142 On Lap 9 @ 163.71 kph
D2: William Ben PORTER		Total Stint: 7 Laps - 11:29.741 (37.93%)	Best Lap: 1:36.624 On Lap 13 @ 169.67 kph

STOP	IN TIME	DRIVER IN	STINT TIME	STOP TIME	TOTAL STOP TIME	OUT TIME	DRIVER OUT
1 -	09:17:36.013	Andrew MACPHERSON	17:03.210	1:45.327	1:45.327	09:19:21.340	William Ben PORTER
-	Finish	William Ben PORTER	11:29.741				

P22	910 GT3PA	JRM	Porsche 911 GT3 R
D1: Chao LI		Total Stint: 10 Laps - 17:06.138 (55.09%)	Best Lap: 1:37.853 On Lap 10 @ 167.54 kph
D2: Chris VAN DER DRIFT		Total Stint: 6 Laps - 13:56.617 (44.91%)	Best Lap: 1:36.891 On Lap 5 @ 169.20 kph

STOP	IN TIME	DRIVER IN	STINT TIME	STOP TIME	TOTAL STOP TIME	OUT TIME	DRIVER OUT
1 -	09:12:29.245	Chris VAN DER DRIFT	12:00.951	1:55.666	1:55.666	09:14:24.911	Chao LI
-	Finish	Chao LI	17:06.138				

P23	26 GT3AM	B-Quik Racing	Audi R8 LMS GT3 2019
D1: Daniel BILSKI		Total Stint: 8 Laps - 16:42.831 (55.39%)	Best Lap: 1:37.274 On Lap 3 @ 168.53 kph
D2: Henk KIKS		Total Stint: 7 Laps - 13:27.769 (44.61%)	Best Lap: 1:40.961 On Lap 11 @ 162.38 kph

STOP	IN TIME	DRIVER IN	STINT TIME	STOP TIME	TOTAL STOP TIME	OUT TIME	DRIVER OUT
1 -	09:11:29.153	Daniel BILSKI	10:10.919	1:31.720	1:31.720	09:13:00.873	Henk KIKS
2 -	09:24:57.928	Henk KIKS	11:57.055	1:30.714	3:02.434	09:26:28.642	Daniel BILSKI
-	Finish	Daniel BILSKI	5:00.192				

Weather / Track : Bright / Dry

Chang International
Circuit Length = 4.554 km
Start: 09:00 Flag 09:30 End: 09:33

Blancpain GT World Challenge Asia

OFFICIAL PRACTICE - PIT STOP ANALYSIS

P24 128 GT3AM		Vattana Motorsport		Lamborghini Huracan GT3 EVO			
D1: Chonsawat ASAVAHAME		Total Stint: 0 Laps		Best Lap: 1:38.373 On Lap 14 @ 166.65 kph			
D2: Akihiro ASAI		Total Stint: 15 Laps - 26:54.274 (93.03%)					
STOP	IN TIME	DRIVER IN	STINT TIME	STOP TIME	TOTAL STOP TIME	OUT TIME	DRIVER OUT
1 -	09:09:29.116	Akihiro ASAI	6:49.322	2:00.959	2:00.959	09:11:30.075	Akihiro ASAI
-	Finish	Akihiro ASAI	20:04.952				
P25 11 GT4AM		GTO Racing with TTR		Mercedes-AMG GT4			
D1: Brian LEE		Total Stint: 8 Laps - 14:08.251 (47.88%)		Best Lap: 1:45.056 On Lap 12 @ 156.05 kph			
D2: Tony FONG		Total Stint: 5 Laps - 13:37.034 (46.12%)		Best Lap: 1:47.685 On Lap 3 @ 152.24 kph			
STOP	IN TIME	DRIVER IN	STINT TIME	STOP TIME	TOTAL STOP TIME	OUT TIME	DRIVER OUT
1 -	09:09:21.608	Tony FONG	7:55.951	1:46.315	1:46.315	09:11:07.923	Tony FONG
2 -	09:14:49.478	Tony FONG	3:41.555	1:59.528	3:45.843	09:16:49.006	Brian LEE
-	Finish	Brian LEE	14:08.251				
P26 81 GT4AM		BMW Team Studie		BMW M4 GT4			
D1: Takayuki KINOSHITA		Total Stint: 7 Laps - 16:14.208 (53.37%)		Best Lap: 1:46.526 On Lap 6 @ 153.90 kph			
D2: Sunako JUKUCHOU		Total Stint: 7 Laps - 12:25.101 (40.82%)		Best Lap: 1:45.349 On Lap 15 @ 155.61 kph			
STOP	IN TIME	DRIVER IN	STINT TIME	STOP TIME	TOTAL STOP TIME	OUT TIME	DRIVER OUT
1 -	09:02:28.195	Takayuki KINOSHITA	1:53.828	1:46.062	1:46.062	09:04:14.257	Takayuki KINOSHITA
2 -	09:16:48.718	Takayuki KINOSHITA	12:34.461	1:45.919	3:31.981	09:18:34.637	Sunako JUKUCHOU
-	Finish	Sunako JUKUCHOU	12:25.101				
P27 111 GT4AM		Team iRace.Win		Mercedes-AMG GT4			
D1: Setiawan SANTOSO		Total Stint: 8 Laps - 14:16.520 (47.95%)		Best Lap: 1:46.552 On Lap 9 @ 153.86 kph			
D2: Ringo CHONG		Total Stint: 6 Laps - 14:57.287 (50.23%)		Best Lap: 1:45.544 On Lap 6 @ 155.33 kph			
STOP	IN TIME	DRIVER IN	STINT TIME	STOP TIME	TOTAL STOP TIME	OUT TIME	DRIVER OUT
1 -	09:02:59.058	Ringo CHONG	2:20.910	32.444	32.444	09:03:31.502	Ringo CHONG
2 -	09:14:25.546	Ringo CHONG	10:54.044	1:42.333	2:14.777	09:16:07.879	Setiawan SANTOSO
-	Finish	Setiawan SANTOSO	14:16.520				
P28 77 GT4AM		Craft-Bamboo Racing		Mercedes-AMG GT4			
D1: Frank YU		Total Stint: 6 Laps - 15:52.208 (52.8%)		Best Lap: 1:46.925 On Lap 4 @ 153.32 kph			
D2: Jean-Marc MERLIN		Total Stint: 8 Laps - 14:11.078 (47.2%)		Best Lap: 1:45.719 On Lap 12 @ 155.07 kph			
STOP	IN TIME	DRIVER IN	STINT TIME	STOP TIME	TOTAL STOP TIME	OUT TIME	DRIVER OUT
1 -	09:13:24.267	Frank YU	12:40.896	3:11.312	3:11.312	09:16:35.579	Jean-Marc MERLIN
-	Finish	Jean-Marc MERLIN	14:11.078				
P29 80 GT4AM		Racing Spirit Team		Porsche Cayman GT4 Clubsport MR			
D1: Munkong SATHIENTHIRAKUL		Total Stint: 7 Laps - 12:58.671 (42.52%)		Best Lap: 1:47.199 On Lap 12 @ 152.93 kph			
D2: Preeda TANTEM SAPYA		Total Stint: 7 Laps - 17:32.561 (57.48%)		Best Lap: 1:49.036 On Lap 7 @ 150.35 kph			
STOP	IN TIME	DRIVER IN	STINT TIME	STOP TIME	TOTAL STOP TIME	OUT TIME	DRIVER OUT
1 -	09:16:31.454	Preeda TANTEM SAPYA	15:37.469	1:55.092	1:55.092	09:18:26.546	Munkong SATHIENTHIRAKUL
2 -	09:31:25.217	Munkong SATHIENTHIR/					
P30 199 GT4AM		Team iRace.Win		Mercedes-AMG GT4			
D1: Angelo NEGRO		Total Stint: 7 Laps - 16:49.662 (56.51%)		Best Lap: 1:48.535 On Lap 6 @ 151.05 kph			
D2: Alan YEO		Total Stint: 7 Laps - 12:56.981 (43.49%)		Best Lap: 1:48.441 On Lap 14 @ 151.18 kph			
STOP	IN TIME	DRIVER IN	STINT TIME	STOP TIME	TOTAL STOP TIME	OUT TIME	DRIVER OUT
1 -	09:15:29.987	Angelo NEGRO	14:54.666	1:54.996	1:54.996	09:17:24.983	Alan YEO
-	Finish	Alan YEO	12:56.981				

Weather / Track : Bright / Dry

Results can be found at www.tsl-timing.com

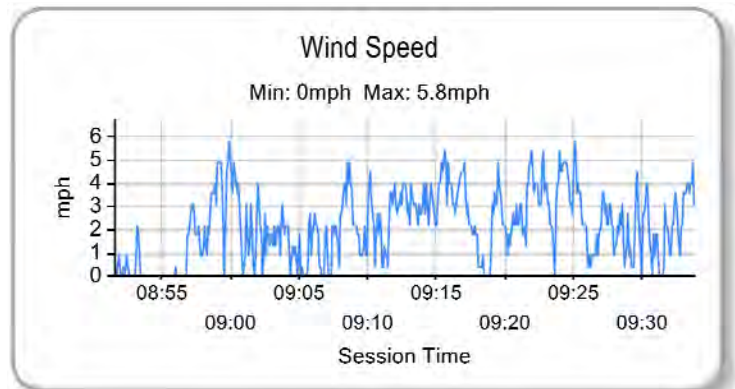
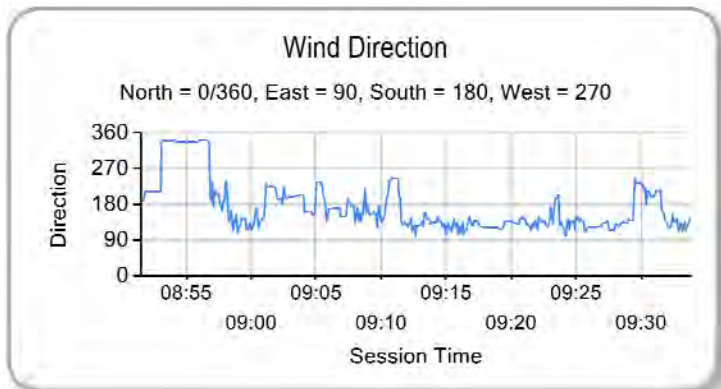
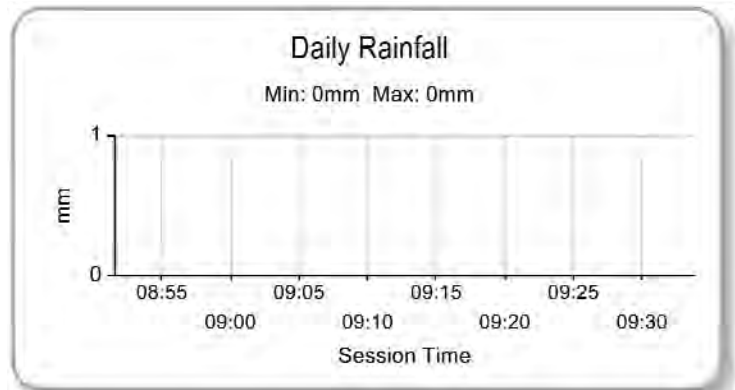
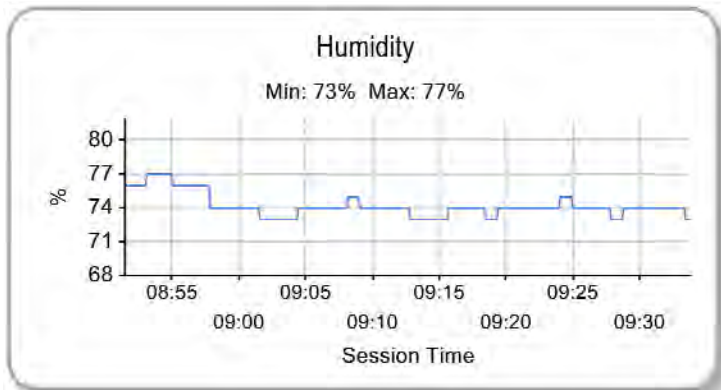
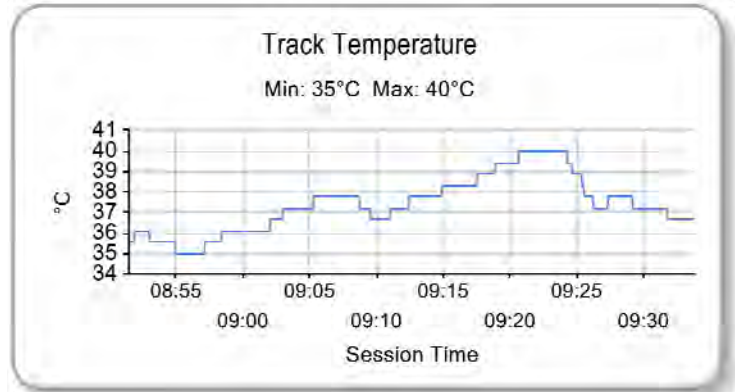
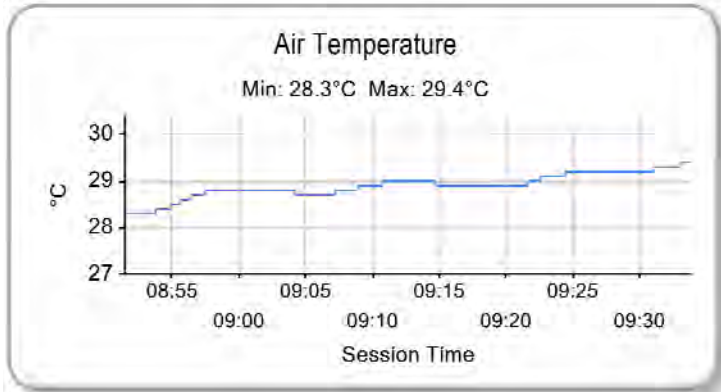
Page 4 of 4

Chang International
Circuit Length = 4.554 km
Start: 09:00 Flag 09:30 End: 09:33

Printed - 09:42 Saturday, 11 May 2019

Blancpain GT World Challenge Asia

OFFICIAL PRACTICE - WEATHER CONDITIONS



Blancpain GT World Challenge Asia

OFFICIAL PRACTICE - STATISTICS

Competitors Started 30
Planned Start 2019-05-11 @ 09:00:00.000
Actual Start 2019-05-11 @ 09:00:04.080
Finish Time 2019-05-11 @ 09:30:05.703
Track Length 4.554km
Total Laps 462
Total Distance Covered 2103.948km

Session Fastest Lap History

NO	CL	NAME	LAP TIME	TIME OF DAY	LAP	VEHICLE
666	GT3PA	Vincenzo Sospiri Racing <i>F. SCHANDORFF</i>	1:38.018	09:03:35.866	2	Lamborghini Huracan GT3
999	GT3S	Audi Sport Asia Team TSRT <i>W. CHEN</i>	1:37.326	09:05:26.210	3	Audi R8 LMS GT3 2019
12	GT3S	Audi Sport Asia Team Absolute Racing <i>W. TAN</i>	1:36.685	09:05:29.562	3	Audi R8 LMS GT3 2019
8	GT3PA	ARN Racing <i>Y. KAMIMURA</i>	1:35.677	09:05:31.632	3	Porsche 911 GT3 R
8	GT3PA	ARN Racing <i>Y. KAMIMURA</i>	1:35.339	09:10:28.968	6	Porsche 911 GT3 R
12	GT3S	Audi Sport Asia Team Absolute Racing <i>W. TAN</i>	1:34.867	09:11:59.459	6	Audi R8 LMS GT3 2019
918	GT3PA	Panther/AAS Motorsport <i>V. INTHRAPHUVASAK</i>	1:34.688	09:15:42.815	7	Porsche 911 GT3 R
918	GT3PA	Panther/AAS Motorsport <i>A. IMPERATORI</i>	1:34.220	09:22:13.321	10	Porsche 911 GT3 R
88	GT3PA	Craft-Bamboo Racing <i>A. PICARIELLO</i>	1:33.933	09:27:11.354	14	Mercedes-AMG GT3

Flag History

TYPE	TIME OF DAY
GREEN	09:00:04.080
FINISH	09:30:05.703

Flag Statistics

TYPE	COUNT	TOTAL LAPS	TOTAL TIME
Green	1	18	33:43.596
Red	0	0	0.000
Safety Car	0	0	0.000
FCY	0	0	0.000

Weather / Track : Bright / Dry

These results are provisional until the conclusion of any judicial and technical matters.

Chang International
 Circuit Length = 4.554 km
 Start: 09:00 Flag 09:30 End: 09:33

Race Director : Ravin	Stewards :	Timekeeper :
-----------------------	------------	--------------

Blancpain GT World Challenge Asia
OFFICIAL PRACTICE - STATISTICS

CLASS : GT3PA

13 Starters

Fastest Lap History

NO	NAME	LAP TIME	TIME OF DAY	LAP	VEHICLE
666	Vincenzo Sospiri Racing <i>F. SCHANDORFF</i>	1:38.018	09:03:35.866	2	Lamborghini Huracan GT3 EVO
8	ARN Racing <i>Y. KAMIMURA</i>	1:35.677	09:05:31.632	3	Porsche 911 GT3 R
8	ARN Racing <i>Y. KAMIMURA</i>	1:35.339	09:10:28.968	6	Porsche 911 GT3 R
8	ARN Racing <i>Y. KAMIMURA</i>	1:35.228	09:12:04.195	7	Porsche 911 GT3 R
918	Panther/AAS Motorsport <i>V. INTHRAPHUVASAK</i>	1:35.109	09:14:08.126	6	Porsche 911 GT3 R
918	Panther/AAS Motorsport <i>V. INTHRAPHUVASAK</i>	1:34.688	09:15:42.815	7	Porsche 911 GT3 R
918	Panther/AAS Motorsport <i>A. IMPERATORI</i>	1:34.220	09:22:13.321	10	Porsche 911 GT3 R
88	Craft-Bamboo Racing <i>A. PICARIELLO</i>	1:33.933	09:27:11.354	14	Mercedes-AMG GT3

Weather / Track : Bright / Dry

These results are provisional until the conclusion of any judicial and technical matters.

Chang International
Circuit Length = 4.554 km
Start: 09:00 Flag 09:30 End: 09:33

Race Director : Ravin	Stewards :	Timekeeper :
-----------------------	------------	--------------

Blancpain GT World Challenge Asia
OFFICIAL PRACTICE - STATISTICS

CLASS : GT3S

7 Starters

Fastest Lap History

NO	NAME	LAP TIME	TIME OF DAY	LAP	VEHICLE
999	Audi Sport Asia Team TSRT <i>W. CHEN</i>	1:40.227	09:03:48.883	2	Audi R8 LMS GT3 2019
12	Audi Sport Asia Team Absolute Racing <i>W. TAN</i>	1:38.502	09:03:52.879	2	Audi R8 LMS GT3 2019
999	Audi Sport Asia Team TSRT <i>W. CHEN</i>	1:37.326	09:05:26.210	3	Audi R8 LMS GT3 2019
12	Audi Sport Asia Team Absolute Racing <i>W. TAN</i>	1:36.685	09:05:29.562	3	Audi R8 LMS GT3 2019
999	Audi Sport Asia Team TSRT <i>W. CHEN</i>	1:36.639	09:10:18.074	6	Audi R8 LMS GT3 2019
27	HubAuto Corsa <i>A. HEIMGARTNER</i>	1:35.877	09:10:36.323	6	Ferrari 488 GT3
12	Audi Sport Asia Team Absolute Racing <i>W. TAN</i>	1:34.867	09:11:59.459	6	Audi R8 LMS GT3 2019
999	Audi Sport Asia Team TSRT <i>A. COUTO</i>	1:34.821	09:26:51.897	15	Audi R8 LMS GT3 2019

Weather / Track : Bright / Dry

These results are provisional until the conclusion of any judicial and technical matters.

Chang International
Circuit Length = 4.554 km
Start: 09:00 Flag 09:30 End: 09:33

Race Director : Ravin	Stewards :	Timekeeper :
-----------------------	------------	--------------

Blancpain GT World Challenge Asia
OFFICIAL PRACTICE - STATISTICS

CLASS : GT3AM

4 Starters

Fastest Lap History

NO	NAME	LAP TIME	TIME OF DAY	LAP	VEHICLE
51	AMAC Motorsport <i>A. MACPHERSON</i>	1:42.288	09:04:00.484	2	Lamborghini Huracan GT3 EVO
21	OpenRoad Racing <i>P. DESCOMBES</i>	1:40.249	09:04:35.733	2	Porsche 911 GT3 R
128	Vattana Motorsport <i>A. ASAI</i>	1:38.789	09:06:05.593	2	Lamborghini Huracan GT3 EVO
21	OpenRoad Racing <i>P. DESCOMBES</i>	1:38.766	09:06:14.499	3	Porsche 911 GT3 R
26	B-Quik Racing <i>H. KIKS</i>	1:37.274	09:06:31.613	3	Audi R8 LMS GT3 2019
21	OpenRoad Racing <i>F. TJIA</i>	1:36.007	09:21:47.856	9	Porsche 911 GT3 R
21	OpenRoad Racing <i>F. TJIA</i>	1:35.594	09:23:23.451	10	Porsche 911 GT3 R

Weather / Track : Bright / Dry

These results are provisional until the conclusion of any judicial and technical matters.

Chang International
Circuit Length = 4.554 km
Start: 09:00 Flag 09:30 End: 09:33

Race Director : Ravin	Stewards :	Timekeeper :
-----------------------	------------	--------------

Blancpain GT World Challenge Asia
OFFICIAL PRACTICE - STATISTICS

CLASS : GT4AM

6 Starters

Fastest Lap History

NO	NAME	LAP TIME	TIME OF DAY	LAP	VEHICLE
77	Craft-Bamboo Racing <i>F. YU</i>	1:47.168	09:04:20.538	2	Mercedes-AMG GT4
77	Craft-Bamboo Racing <i>F. YU</i>	1:46.925	09:07:54.925	4	Mercedes-AMG GT4
81	BMW Team Studie <i>T. KINOSHITA</i>	1:46.654	09:09:36.033	4	BMW M4 GT4
111	Team iRace.Win <i>S. SANTOSO</i>	1:45.544	09:12:32.882	6	Mercedes-AMG GT4
11	GTO Racing with TTR <i>B. LEE</i>	1:45.056	09:27:23.259	12	Mercedes-AMG GT4

Weather / Track : Bright / Dry

These results are provisional until the conclusion of any judicial and technical matters.

Chang International
Circuit Length = 4.554 km
Start: 09:00 Flag 09:30 End: 09:33

Race Director : Ravin	Stewards :	Timekeeper :
-----------------------	------------	--------------

Blancpain GT World Challenge Asia - GT4

QUALIFYING 1 - CLASSIFICATION - FINAL

POS	NO	CL	PIC	TEAM / DRIVERS	CAR	TIME	ON	LAPS	GAP	DIFF	KPH
1	81	GT4AM	1	BMW Team Studie (JPN) Takayuki KINOSHITA (JPN) / Sunako JUKUCHOU (JPN)	BMW M4 GT4	1:44.358	4	5			157.09
2	11 *	GT4AM	2	GTO Racing with TTR (JPN) Brian LEE (TPE) / Tony FONG (HKG)	Mercedes-AMG GT4	1:44.522	5	6	0.164	0.164	156.85
3	77	GT4AM	3	Craft-Bamboo Racing (HKG) Frank YU (HKG) / Jean-Marc MERLIN (FRA)	Mercedes-AMG GT4	1:44.742	8	9	0.384	0.220	156.52
4	111 *	GT4AM	4	Team iRace.Win (TPE) Setiawan SANTOSO (IDN) / Ringo CHONG (SGP)	Mercedes-AMG GT4	1:45.193	8	9	0.835	0.451	155.85
5	199 *	GT4AM	5	Team iRace.Win (TPE) Angelo NEGRO (ITA) / Alan YEO (AUS)	Mercedes-AMG GT4	1:45.618	3	9	1.260	0.425	155.22
6	80 *	GT4AM	6	Racing Spirit Team (THA) Munkong SATHIENTHIRAKUL (THA) / Preeda TANTEM SAPYA (THA)	Porsche Cayman GT4 Clubspor	1:45.986	4	8	1.628	0.368	154.68

QUALIFYING LAPTIME (115.0% of 1:44.358) = 2:00.011

No. 11, 199 - 1 Lap time disallowed; exceeding track limits.

No. 111 - 2 Lap times disallowed; exceeding track limits.

No. 80 - 3 Lap times disallowed; exceeding track limits.

Weather / Track : Sunny / Dry

Chang International

Circuit Length = 4.554 km

Start: 11:15 Flag 11:30 End: 11:33

Race Director : Ravin

Stewards :

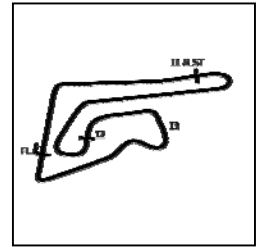
Timekeeper :

Results can be found at www.tsl-timing.com

Printed - 14:09 Saturday, 11 May 2019

Blancpain GT World Challenge Asia - GT4

QUALIFYING 1 - SECTOR ANALYSIS



SECTOR 1 = FL to I1, SECTOR 2 = I1 to I2 SECTOR 3 = I2 to I3, SECTOR 4 = I3 to FL, DIFF = Difference To Personal Best Lap, P = Crossed Finish Line in Pit Lane, D = Time Disallowed

P1 81 GT4AM BMW Team Studie		BMW M4 GT4						
IDEAL LAP TIME : 1:44.358		BEST LAP TIME : 1:44.358		DIFFERENCE : 0.000				
D1: Takayuki KINOSHITA		D2: Sunako JUKUCHOU						
LAP	SECTOR 1	SECTOR 2	SECTOR 3	SPEED TRAP	LAP TIME	KPH	DIFF	TIME OF DAY
1 - D1	OUTLAP	45.491	45.368	176.7				11:22:43.044
2 - D1	25.566	39.332	40.819	231.7	1:45.717 (3)	155.07	1.359	11:24:28.761
3 - D1	25.163	38.662	41.043	231.7	1:44.868 (2)	156.33	0.510	11:26:13.629
4 - D1	25.092	38.560	40.706	232.7	1:44.358 (1)	157.09		11:27:57.987
5 - D1	25.255	41.438	IN PIT	230.2	2:03.819 P	132.40	19.461	11:30:01.806

P2 11 GT4AM GTO Racing with TTR		Mercedes-AMG GT4						
IDEAL LAP TIME : 1:44.067		BEST LAP TIME : 1:44.522		DIFFERENCE : 0.455				
D1: Brian LEE		D2: Tony FONG						
LAP	SECTOR 1	SECTOR 2	SECTOR 3	SPEED TRAP	LAP TIME	KPH	DIFF	TIME OF DAY
1 - D1	OUTLAP	44.739	44.855	182.7				11:22:37.318
2 - D1	25.571	38.506	40.266	230.7	1:44.343 D	157.12		11:24:21.661
3 - D1	25.296	38.910	40.474	231.7	1:44.680 (2)	156.61	0.158	11:26:06.341
4 - D1	25.295	39.294	40.716	230.7	1:45.305 (3)	155.68	0.783	11:27:51.646
5 - D1	25.321	38.912	40.289	230.2	1:44.522 (1)	156.85		11:29:36.168
6 - D1	27.659	45.136	IN PIT	206.5	2:04.785 P	131.38	20.263	11:31:40.953

P3 77 GT4AM Craft-Bamboo Racing		Mercedes-AMG GT4						
IDEAL LAP TIME : 1:44.742		BEST LAP TIME : 1:44.742		DIFFERENCE : 0.000				
D1: Frank YU		D2: Jean-Marc MERLIN						
LAP	SECTOR 1	SECTOR 2	SECTOR 3	SPEED TRAP	LAP TIME	KPH	DIFF	TIME OF DAY
1 - D1	OUTLAP	42.018	42.584	225.0				11:17:22.545
2 - D1	25.579	39.339	41.371	230.7	1:46.289	154.24	1.547	11:19:08.834
3 - D1	25.627	39.138	41.070	230.7	1:45.835	154.90	1.093	11:20:54.669
4 - D1	25.777	38.903	40.974	230.7	1:45.654 (3)	155.17	0.912	11:22:40.323
5 - D1	25.452	39.092	41.169	231.7	1:45.713	155.08	0.971	11:24:26.036
6 - D1	25.404	38.736	41.100	231.7	1:45.240 (2)	155.78	0.498	11:26:11.276
7 - D1	26.523	42.440	42.702	162.4	1:51.665	146.81	6.923	11:28:02.941
8 - D1	25.312	38.575	40.855	231.7	1:44.742 (1)	156.52		11:29:47.683
9 - D1	26.335	41.639	IN PIT	190.1	1:57.418 P	139.62	12.676	11:31:45.101

P4 111 GT4AM Team iRace.Win		Mercedes-AMG GT4						
IDEAL LAP TIME : 1:45.100		BEST LAP TIME : 1:45.193		DIFFERENCE : 0.093				
D1: Setiawan SANTOSO		D2: Ringo CHONG						
LAP	SECTOR 1	SECTOR 2	SECTOR 3	SPEED TRAP	LAP TIME	KPH	DIFF	TIME OF DAY
1 - D1	OUTLAP	46.949	45.768	183.6				11:17:06.057
2 - D1	25.979	39.513	41.301	229.7	1:46.793	153.51	1.600	11:18:52.850
3 - D1	25.612	39.223	41.828	230.2	1:46.663	153.70	1.470	11:20:39.513
4 - D1	26.505	39.533	41.067	231.7	1:47.105 D	153.06	1.912	11:22:26.618
5 - D1	25.498	38.885	41.668	231.7	1:46.051 (2)	154.58	0.858	11:24:12.669
6 - D1	25.596	39.835	41.129	231.2	1:46.560	153.85	1.367	11:25:59.229
7 - D1	25.550	39.581	41.103	229.7	1:46.234 (3)	154.32	1.041	11:27:45.463
8 - D1	25.591	38.883	40.719	229.7	1:45.193 (1)	155.85		11:29:30.656
9 - D1	26.926	42.059	IN PIT	225.4	2:00.648 D	135.88	15.455	11:31:31.304

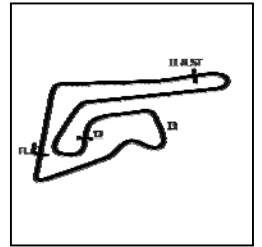
P5 199 GT4AM Team iRace.Win		Mercedes-AMG GT4						
IDEAL LAP TIME : 1:45.231		BEST LAP TIME : 1:45.618		DIFFERENCE : 0.387				
D1: Angelo NEGRO		D2: Alan YEO						
LAP	SECTOR 1	SECTOR 2	SECTOR 3	SPEED TRAP	LAP TIME	KPH	DIFF	TIME OF DAY
1 - D1	OUTLAP	45.563	46.609	195.6				11:17:07.979
2 - D1	25.792	38.979	40.965	229.7	1:45.736 (2)	155.05	0.118	11:18:53.715
3 - D1	25.795	39.029	40.794	228.3	1:45.618 (1)	155.22		11:20:39.333
4 - D1	26.277	39.365	40.647	225.9	1:46.289	154.24	0.671	11:22:25.622
5 - D1	25.647	39.231	41.668	227.8	1:46.546	153.87	0.928	11:24:12.168
6 - D1	25.651	41.026	41.437	229.2	1:48.114	151.63	2.496	11:26:00.282
7 - D1	25.605	39.357	41.312	229.7	1:46.274 (3)	154.26	0.656	11:27:46.556

Weather / Track : Sunny / Dry

Chang International
Circuit Length = 4.554 km
Start: 11:15 Flag 11:30 End: 11:33

Blancpain GT World Challenge Asia - GT4

QUALIFYING 1 - SECTOR ANALYSIS



SECTOR 1 = FL to I1, SECTOR 2 = I1 to I2 SECTOR 3 = I2 to I3, SECTOR 4 = I3 to FL, DIFF = Difference To Personal Best Lap, P = Crossed Finish Line in Pit Lane, D = Time Disallowed

8 - D1	25.833	39.328	43.645	228.3	1:48.806 D	150.67	3.188	11:29:35.362
9 - D1	25.743	39.162	42.044	228.3	1:46.949	153.29	1.331	11:31:22.311

P6 80 GT4AM Racing Spirit Team		Porsche Cayman GT4 Clubsport MR						
IDEAL LAP TIME : 1:45.717		BEST LAP TIME : 1:45.986		DIFFERENCE : 0.269				
D1: Munkong SATHIENTHIRAI		D2: Preeda TANTEM SAPYA						
LAP	SECTOR 1	SECTOR 2	SECTOR 3	SPEED TRAP	LAP TIME	KPH	DIFF	TIME OF DAY
1 - D1	OUTLAP	44.438	43.217					11:17:36.750
2 - D1	25.713	39.869	41.623	229.2	1:47.205 (3)	152.92	1.219	11:19:23.955
3 - D1	25.716	39.407	41.524	229.7	1:46.647 (2)	153.72	0.661	11:21:10.602
4 - D1	25.621	39.140	41.225	229.7	1:45.986 (1)	154.68		11:22:56.588
5 - D1	25.772	39.116	41.115		1:46.003 D	154.65	0.017	11:24:42.591
6 - D1	25.563	39.039	41.258		1:45.860 D	154.86		11:26:28.451
7 - D1	29.565	46.098	47.901	170.8	2:03.564 D	132.67	17.578	11:28:32.015
8 - D1	25.675	39.357	IN PIT	229.7	1:54.317 P	143.41	8.331	11:30:26.332

Weather / Track : Sunny / Dry

Results can be found at www.tsl-timing.com

Page 2 of 2

Chang International
 Circuit Length = 4.554 km
 Start: 11:15 Flag 11:30 End: 11:33

Printed - 11:34 Saturday, 11 May 2019

Blancpain GT World Challenge Asia - GT4

QUALIFYING 1 - BEST SECTORS

SECTOR 1			SECTOR 2			SECTOR 3			IDEAL / BEST COMPARISON						
POS	NO	NAME	TIME	NO	NAME	TIME	NO	NAME	TIME	POS	NO	NAME	IDEAL	BEST	DIFF
													PERFECT LAP	1:43.864	
1	81	BMW Team Studie	25.092	11	GTO Racing with TT	38.506	11	GTO Racing with TT	40.266	1	11	GTO Racing with TTR	1:44.067	1:44.522	0.455
2	11	GTO Racing with TT	25.295	81	BMW Team Studie	38.560	199	Team iRace.Win	40.647	2	81	BMW Team Studie	1:44.358	1:44.358	0.000
3	77	Craft-Bamboo Racir	25.312	77	Craft-Bamboo Racir	38.575	81	BMW Team Studie	40.706	3	77	Craft-Bamboo Racing	1:44.742	1:44.742	0.000
4	111	Team iRace.Win	25.498	111	Team iRace.Win	38.883	111	Team iRace.Win	40.719	4	111	Team iRace.Win	1:45.100	1:45.193	0.093
5	80	Racing Spirit Team	25.563	199	Team iRace.Win	38.979	77	Craft-Bamboo Racir	40.855	5	199	Team iRace.Win	1:45.231	1:45.618	0.387
6	199	Team iRace.Win	25.605	80	Racing Spirit Team	39.039	80	Racing Spirit Team	41.115	6	80	Racing Spirit Team	1:45.717	1:45.986	0.269

Weather / Track : Sunny / Dry

Results can be found at www.tsl-timing.com

Chang International
Circuit Length = 4.554 km
Start: 11:15 Flag 11:30 End: 11:33

Printed - 11:36 Saturday, 11 May 2019

Blancpain GT World Challenge Asia - GT4

QUALIFYING 1 - BEST SPEEDS

POS	NO	NAME	VMAX	KPH
1	81	BMW Team Studie		232.7
2	11	GTO Racing with TTR		231.7
3	77	Craft-Bamboo Racing		231.7
4	111	Team iRace.Win		231.7
5	199	Team iRace.Win		229.7
6	80	Racing Spirit Team		229.7

Weather / Track : Sunny / Dry

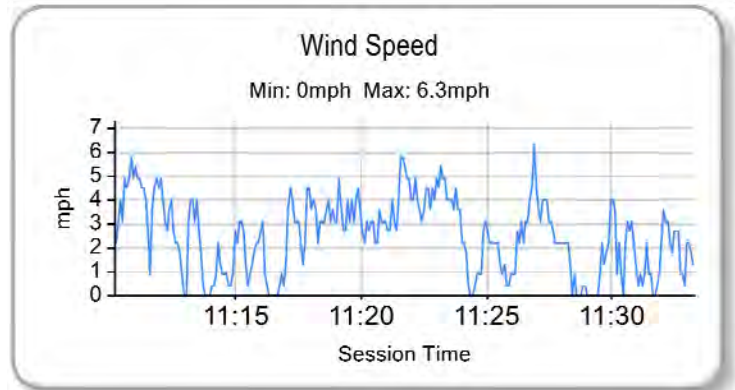
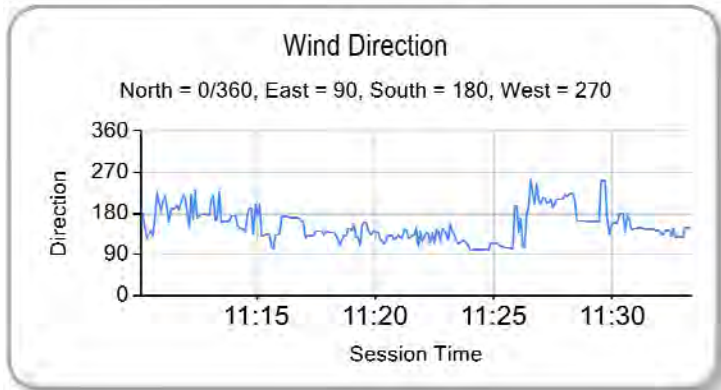
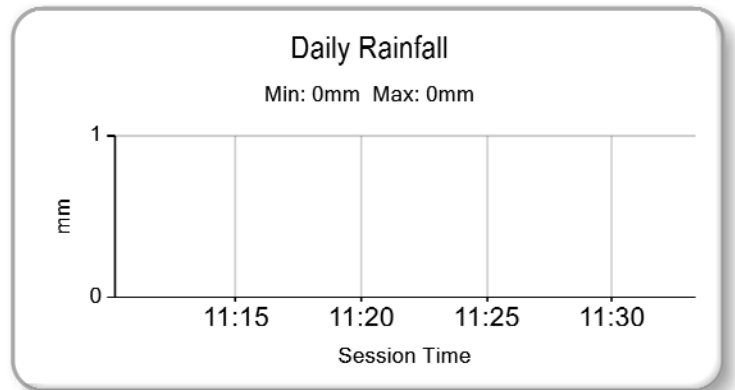
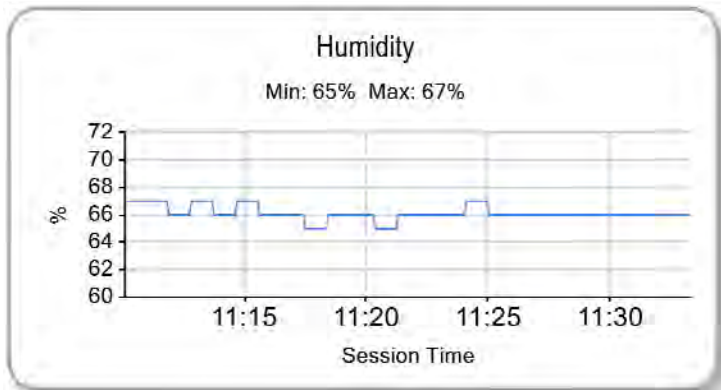
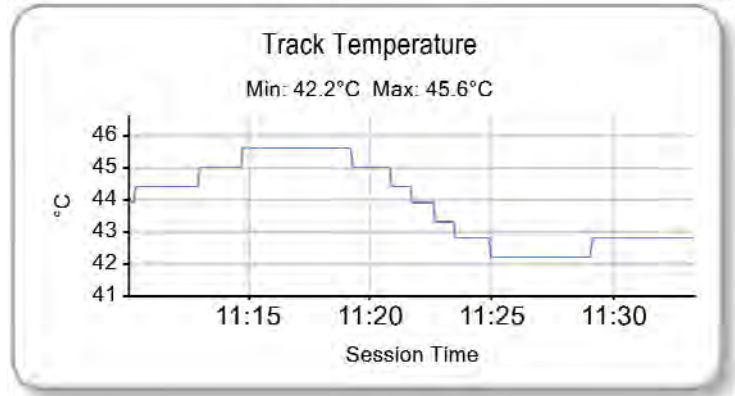
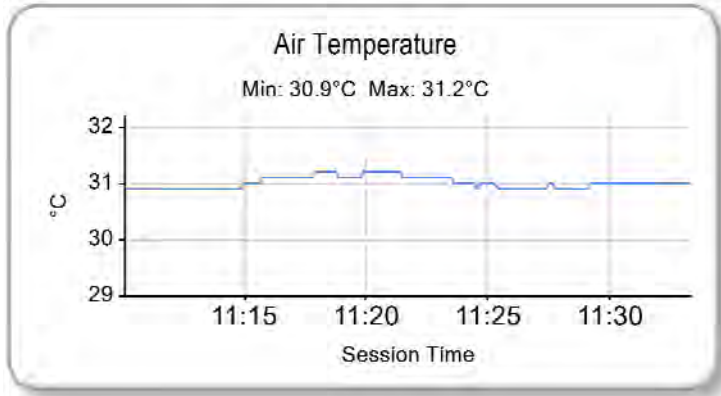
Results can be found at www.tsl-timing.com

Chang International
Circuit Length = 4.554 km
Start: 11:15 Flag 11:30 End: 11:33

Printed - 11:35 Saturday, 11 May 2019

Blancpain GT World Challenge Asia - GT4

QUALIFYING 1 - WEATHER CONDITIONS



Blancpain GT World Challenge Asia - GT4

QUALIFYING 1 - STATISTICS

Competitors Started 6
Planned Start 2019-05-11 @ 11:15:00.000
Actual Start 2019-05-11 @ 11:15:04.777
Finish Time 2019-05-11 @ 11:30:07.341
Track Length 4.554km
Total Laps 46
Total Distance Covered 209.484km

Session Fastest Lap History

NO	CL	NAME	LAP TIME	TIME OF DAY	LAP	VEHICLE
111	GT4AM	Team iRace.Win SANTOSO	1:46.793	11:18:52.877	2	Mercedes-AMG GT4
199	GT4AM	Team iRace.Win A. NEGRO	1:45.736	11:18:53.743	2	Mercedes-AMG GT4
199	GT4AM	Team iRace.Win A. NEGRO	1:45.618	11:20:39.362	3	Mercedes-AMG GT4
11	GT4AM	GTO Racing with TTR B. LEE	1:44.680	11:26:06.424	3	Mercedes-AMG GT4
81	GT4AM	BMW Team Studie T. KINOSHITA	1:44.358	11:27:58.007	4	BMW M4 GT4

Flag History

TYPE	TIME OF DAY
GREEN	11:15:04.777
FINISH	11:30:07.341

Flag Statistics

TYPE	COUNT	TOTAL LAPS	TOTAL TIME
Green	1	9	18:13.707
Red	0	0	0.000
Safety Car	0	0	0.000
FCY	0	0	0.000

Weather / Track : Sunny / Dry

These results are provisional until the conclusion of any judicial and technical matters.

Chang International
Circuit Length = 4.554 km
Start: 11:15 Flag 11:30 End: 11:33

Race Director : Ravin	Stewards :	Timekeeper :
-----------------------	------------	--------------

Blancpain GT World Challenge Asia - GT4

QUALIFYING 1 - STATISTICS

CLASS : GT4AM

6 Starters

Fastest Lap History

NO	NAME	LAP TIME	TIME OF DAY	LAP	VEHICLE
111	Team iRace.Win <i>SANTOSO</i>	1:46.793	11:18:52.877	2	Mercedes-AMG GT4
199	Team iRace.Win <i>A. NEGRO</i>	1:45.736	11:18:53.743	2	Mercedes-AMG GT4
199	Team iRace.Win <i>A. NEGRO</i>	1:45.618	11:20:39.362	3	Mercedes-AMG GT4
11	GTO Racing with TTR <i>B. LEE</i>	1:44.680	11:26:06.424	3	Mercedes-AMG GT4
81	BMW Team Studie <i>T. KINOSHITA</i>	1:44.358	11:27:58.007	4	BMW M4 GT4

Weather / Track : Sunny / Dry

These results are provisional until the conclusion of any judicial and technical matters.

Chang International

Circuit Length = 4.554 km

Start: 11:15 Flag 11:30 End: 11:33

Race Director : Ravin

Stewards :

Timekeeper :

Blancpain GT World Challenge Asia - GT4

QUALIFYING 2 - CLASSIFICATION - FINAL

POS	NO	CL	PIC	TEAM / DRIVERS	CAR	TIME	ON	LAPS	GAP	DIFF	KPH
1	111	*	GT4AM	1 Team iRace.Win (TPE) Setiawan SANTOSO (IDN) / Ringo CHONG (SGP)	Mercedes-AMG GT4	1:44.718	4	7			156.55
2	81	*	GT4AM	2 BMW Team Studie (JPN) Takayuki KINOSHITA (JPN) / Sunako JUKUCHOU (JPN)	BMW M4 GT4	1:44.759	6	7	0.041	0.041	156.49
3	77		GT4AM	3 Craft-Bamboo Racing (HKG) Frank YU (HKG) / Jean-Marc MERLIN (FRA)	Mercedes-AMG GT4	1:44.954	6	9	0.236	0.195	156.20
4	11	*	GT4AM	4 GTO Racing with TTR (JPN) Brian LEE (TPE) / Tony FONG (HKG)	Mercedes-AMG GT4	1:46.250	4	5	1.532	1.296	154.30
5	199	*	GT4AM	5 Team iRace.Win (TPE) Angelo NEGRO (ITA) / Alan YEO (AUS)	Mercedes-AMG GT4	1:47.468	7	9	2.750	1.218	152.55
6	80	*	GT4AM	6 Racing Spirit Team (THA) Munkong SATHIENTHIRAKUL (THA) / Preeda TANTEM SAPYA (THA)	Porsche Cayman GT4 Clubspor	1:47.732	2	8	3.014	0.264	152.17

QUALIFYING LAPTIME (115.0% of 1:44.718) = 2:00.425

No. 11, 80, 81, 111 - 1 Lap time disallowed; exceeding track limits.

No. 199 - 5 Lap times disallowed; exceeding track limits.

Weather / Track : Sunny / Dry

Chang International
 Circuit Length = 4.554 km
 Start: 11:37 Flag 11:52 End: 11:54

Race Director : Ravin

Stewards :

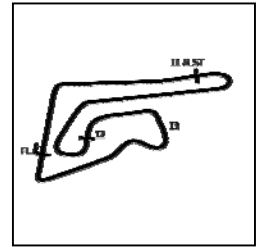
Timekeeper :

Results can be found at www.tsl-timing.com

Printed - 14:11 Saturday, 11 May 2019

Blancpain GT World Challenge Asia - GT4

QUALIFYING 2 - SECTOR ANALYSIS



SECTOR 1 = FL to I1, SECTOR 2 = I1 to I2 SECTOR 3 = I2 to I3, SECTOR 4 = I3 to FL, DIFF = Difference To Personal Best Lap, P = Crossed Finish Line in Pit Lane, D = Time Disallowed

P1 111 GT4AM Team iRace.Win		Mercedes-AMG GT4						
IDEAL LAP TIME : 1:44.552		BEST LAP TIME : 1:44.718		DIFFERENCE : 0.166				
D1: Setiawan SANTOSO		D2: Ringo CHONG						
LAP	SECTOR 1	SECTOR 2	SECTOR 3	SPEED TRAP	LAP TIME	KPH	DIFF	TIME OF DAY
1 - D2	OUTLAP	43.170	43.288	183.3				11:39:59.216
2 - D2	26.134	38.794	41.036	226.4	1:45.964	D	154.71	11:41:45.180
3 - D2	25.663	38.529	40.754	229.7	1:44.946	(2)	156.21	11:43:30.126
4 - D2	25.659	38.584	40.475	230.2	1:44.718	(1)	156.55	11:45:14.844
5 - D2	25.568	38.521	41.055	230.2	1:45.144	(3)	155.92	11:46:59.988
6 - D2	25.827	38.754	40.955	229.7	1:45.536		155.34	11:48:45.524
7 - D2	25.556	38.845	IN PIT	230.2	1:55.139	P	142.38	11:50:40.663

P2 81 GT4AM BMW Team Studie		BMW M4 GT4						
IDEAL LAP TIME : 1:44.021		BEST LAP TIME : 1:44.759		DIFFERENCE : 0.738				
D1: Takayuki KINOSHITA		D2: Sunako JUKUCHOU						
LAP	SECTOR 1	SECTOR 2	SECTOR 3	SPEED TRAP	LAP TIME	KPH	DIFF	TIME OF DAY
1 - D2	OUTLAP	42.808	42.944	188.1				11:40:03.197
2 - D2	25.426	39.093	40.732	231.2	1:45.251	(3)	155.76	11:41:48.448
3 - D2	25.166	38.591	40.429	232.2	1:44.186	D	157.35	11:43:32.634
4 - D2	31.241	47.353	44.886	123.8	2:03.480		132.76	11:45:36.114
5 - D2	25.368	38.616	40.916	232.2	1:44.900	(2)	156.28	11:47:21.014
6 - D2	25.321	38.426	41.012	231.2	1:44.759	(1)	156.49	11:49:05.773
7 - D2	28.402	45.802	IN PIT	166.4	2:06.294	P	129.81	11:51:12.067

P3 77 GT4AM Craft-Bamboo Racing		Mercedes-AMG GT4						
IDEAL LAP TIME : 1:44.742		BEST LAP TIME : 1:44.954		DIFFERENCE : 0.212				
D1: Frank YU		D2: Jean-Marc MERLIN						
LAP	SECTOR 1	SECTOR 2	SECTOR 3	SPEED TRAP	LAP TIME	KPH	DIFF	TIME OF DAY
1 - D2	OUTLAP	41.394	49.894	221.7				11:39:33.091
2 - D2	25.465	39.017	40.872	229.7	1:45.354		155.61	11:41:18.445
3 - D2	25.530	38.975	41.012	229.2	1:45.517		155.37	11:43:03.962
4 - D2	25.367	38.996	40.827	233.2	1:45.190		155.85	11:44:49.152
5 - D2	25.382	38.829	40.912	230.7	1:45.123	(3)	155.95	11:46:34.275
6 - D2	25.337	38.842	40.775	231.7	1:44.954	(1)	156.20	11:48:19.229
7 - D2	25.455	38.998	40.951	230.7	1:45.404		155.53	11:50:04.633
8 - D2	25.474	38.630	40.885	230.7	1:44.989	(2)	156.15	11:51:49.622
9 - D2	27.102	44.026	IN PIT	185.8	2:04.333	P	131.85	11:53:53.955

P4 11 GT4AM GTO Racing with TTR		Mercedes-AMG GT4						
IDEAL LAP TIME : 1:45.897		BEST LAP TIME : 1:46.250		DIFFERENCE : 0.353				
D1: Brian LEE		D2: Tony FONG						
LAP	SECTOR 1	SECTOR 2	SECTOR 3	SPEED TRAP	LAP TIME	KPH	DIFF	TIME OF DAY
1 - D2	OUTLAP	40.187	41.925	227.8				11:43:13.905
2 - D2	26.124	39.515	42.428	228.8	1:48.067	D	151.70	11:45:01.972
3 - D2	25.929	39.510	41.288	230.7	1:46.727	(2)	153.61	11:46:48.699
4 - D2	25.891	39.045	41.314	229.2	1:46.250	(1)	154.30	11:48:34.949
5 - D2	25.748	38.861	IN PIT	230.7	2:13.739	P	122.58	11:50:48.688

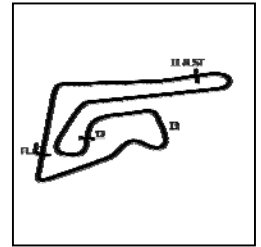
P5 199 GT4AM Team iRace.Win		Mercedes-AMG GT4						
IDEAL LAP TIME : 1:46.812		BEST LAP TIME : 1:47.468		DIFFERENCE : 0.656				
D1: Angelo NEGRO		D2: Alan YEO						
LAP	SECTOR 1	SECTOR 2	SECTOR 3	SPEED TRAP	LAP TIME	KPH	DIFF	TIME OF DAY
1 - D2	OUTLAP	44.452	45.229	216.0				11:39:24.514
2 - D2	26.270	40.825	42.653	226.8	1:49.748	(2)	149.38	11:41:14.262
3 - D2	25.988	39.818	42.037	227.8	1:47.843	D	152.02	11:43:02.105
4 - D2	26.323	40.380	42.283	227.8	1:48.986	D	150.42	11:44:51.091
5 - D2	25.613	40.221	41.742	230.2	1:47.576	D	152.39	11:46:38.667
6 - D2	25.746	39.816	41.853	229.2	1:47.415	D	152.62	11:48:26.082
7 - D2	25.890	40.195	41.383	229.2	1:47.468	(1)	152.55	11:50:13.550
8 - D2	25.764	39.939	41.684	228.8	1:47.387	D	152.66	11:52:00.937

Weather / Track : Sunny / Dry

Chang International
Circuit Length = 4.554 km
Start: 11:37 Flag 11:52 End: 11:54

Blancpain GT World Challenge Asia - GT4

QUALIFYING 2 - SECTOR ANALYSIS



SECTOR 1 = FL to I1, SECTOR 2 = I1 to I2 SECTOR 3 = I2 to I3, SECTOR 4 = I3 to FL, DIFF = Difference To Personal Best Lap, P = Crossed Finish Line in Pit Lane, D = Time Disallowed
 9 - D2 26.630 43.263 IN PIT 215.1 2:02.363 P 133.98 14.895 11:54:03.300

P6 80 GT4AM Racing Spirit Team

Porsche Cayman GT4 Clubsport MR

IDEAL LAP TIME : 1:47.309 BEST LAP TIME : 1:47.732 DIFFERENCE : 0.423

D1: Munkong SATHIENTHIRAI D2: Preeda TANTEM SAPYA

LAP	SECTOR 1	SECTOR 2	SECTOR 3	SPEED TRAP	LAP TIME	KPH	DIFF	TIME OF DAY
1 - D2	OUTLAP	43.522	45.424	188.8				11:39:00.649
2 - D2	26.266	39.801	41.665	226.4	1:47.732 (1)	152.17		11:40:48.381
3 - D2	25.973	40.070	42.397	229.2	1:48.440 D	151.18	0.708	11:42:36.821
4 - D2	26.288	39.704	41.778	226.8	1:47.770 (2)	152.12	0.038	11:44:24.591
5 - D2	25.940	40.389	47.766		1:54.095	143.69	6.363	11:46:18.686
6 - D2	26.047	39.823	42.322		1:48.192	151.53	0.460	11:48:06.878
7 - D2	25.972	39.763	42.311	234.7	1:48.046 (3)	151.73	0.314	11:49:54.924
8 - D2	26.072	39.900	IN PIT	227.3	1:57.685 P	139.30	9.953	11:51:52.609

Blancpain GT World Challenge Asia - GT4

QUALIFYING 2 - BEST SECTORS

SECTOR 1			SECTOR 2			SECTOR 3			IDEAL / BEST COMPARISON						
POS	NO	NAME	TIME	NO	NAME	TIME	NO	NAME	TIME	POS	NO	NAME	IDEAL	BEST	DIFF
													PERFECT LAP	1:44.021	
1	81	BMW Team Studie	25.166	81	BMW Team Studie	38.426	81	BMW Team Studie	40.429	1	81	BMW Team Studie	1:44.021	1:44.759	0.738
2	77	Craft-Bamboo Racin	25.337	111	Team iRace.Win	38.521	111	Team iRace.Win	40.475	2	111	Team iRace.Win	1:44.552	1:44.718	0.166
3	111	Team iRace.Win	25.556	77	Craft-Bamboo Racir	38.630	77	Craft-Bamboo Racir	40.775	3	77	Craft-Bamboo Racing	1:44.742	1:44.954	0.212
4	199	Team iRace.Win	25.613	11	GTO Racing with TT	38.861	11	GTO Racing with TT	41.288	4	11	GTO Racing with TTR	1:45.897	1:46.250	0.353
5	11	GTO Racing with TT	25.748	80	Racing Spirit Team	39.704	199	Team iRace.Win	41.383	5	199	Team iRace.Win	1:46.812	1:47.468	0.656
6	80	Racing Spirit Team	25.940	199	Team iRace.Win	39.816	80	Racing Spirit Team	41.665	6	80	Racing Spirit Team	1:47.309	1:47.732	0.423

Weather / Track : Sunny / Dry

Results can be found at www.tsl-timing.com

Chang International
 Circuit Length = 4.554 km
 Start: 11:37 Flag 11:52 End: 11:54

Printed - 11:56 Saturday, 11 May 2019

Blancpain GT World Challenge Asia - GT4

QUALIFYING 2 - BEST SPEEDS

POS	NO	NAME	VMAX	KPH
1	80	Racing Spirit Team		234.7
2	77	Craft-Bamboo Racing		233.2
3	81	BMW Team Studie		232.2
4	11	GTO Racing with TTR		230.7
5	111	Team iRace.Win		230.2
6	199	Team iRace.Win		230.2

Weather / Track : Sunny / Dry

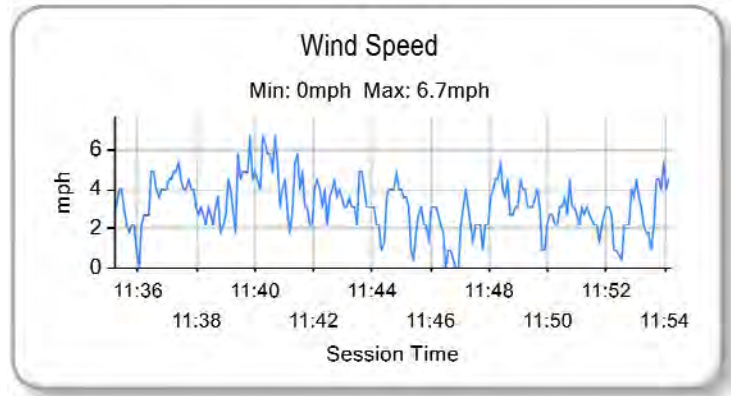
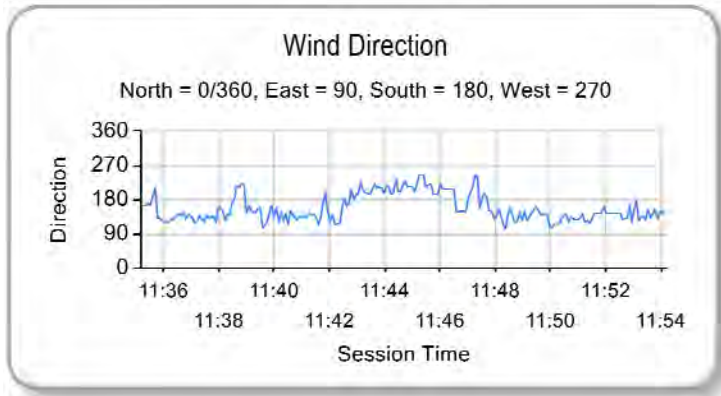
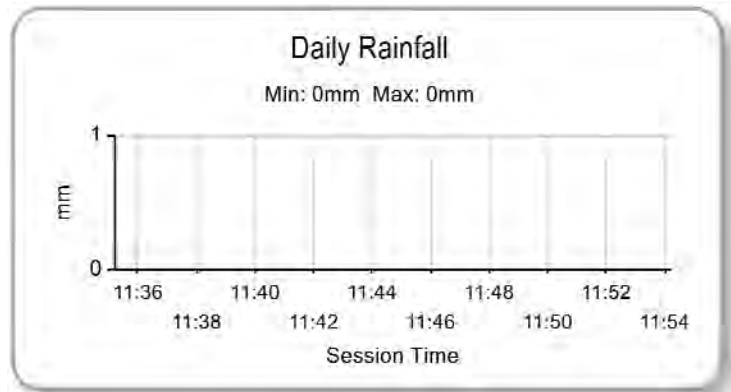
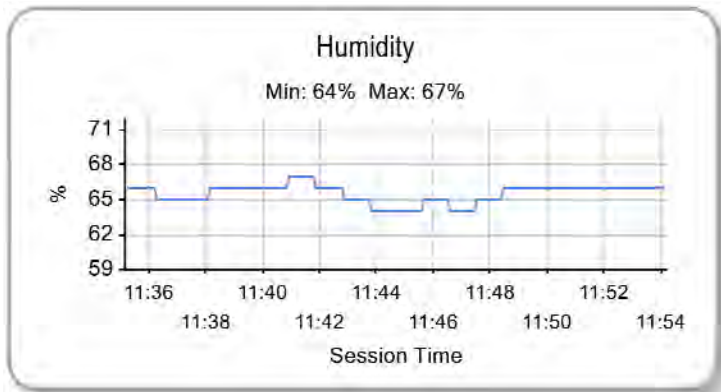
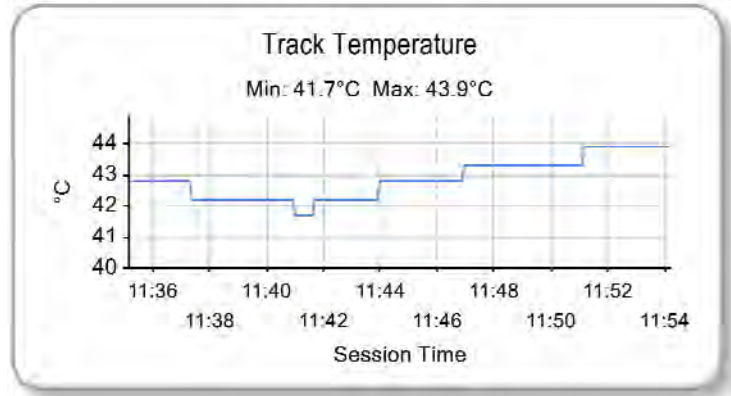
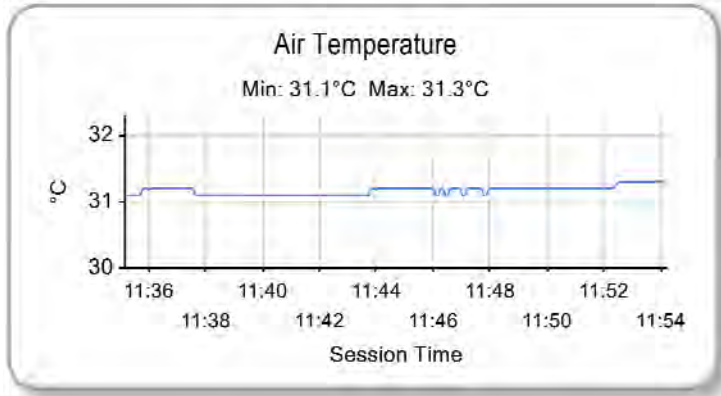
Results can be found at www.tsl-timing.com

Chang International
Circuit Length = 4.554 km
Start: 11:37 Flag 11:52 End: 11:54

Printed - 11:55 Saturday, 11 May 2019

Blancpain GT World Challenge Asia - GT4

QUALIFYING 2 - WEATHER CONDITIONS



Weather / Track : Sunny / Dry

Results can be found at www.tsl-timing.com

Chang International
Circuit Length = 4.554 km
Start: 11:37 Flag 11:52 End: 11:54

Printed - 11:57 Saturday, 11 May 2019

Blancpain GT World Challenge Asia - GT4

QUALIFYING 2 - STATISTICS

Competitors Started 6
Planned Start 2019-05-11 @ 11:37:00.000
Actual Start 2019-05-11 @ 11:37:01.715
Finish Time 2019-05-11 @ 11:52:03.255
Track Length 4.554km
Total Laps 45
Total Distance Covered 204.930km

Session Fastest Lap History

NO	CL	NAME	LAP TIME	TIME OF DAY	LAP	VEHICLE
80	GT4AM	Racing Spirit Team <i>P. TANTEM SAPYA</i>	1:47.732	11:40:48.434	2	Porsche Cayman GT4
77	GT4AM	Craft-Bamboo Racing <i>J. MERLIN</i>	1:45.354	11:41:18.476	2	Mercedes-AMG GT4
81	GT4AM	BMW Team Studie <i>S. JUKUCHOU</i>	1:45.251	11:41:48.468	2	BMW M4 GT4
111	GT4AM	Team iRace.Win <i>S. SANTOSO</i>	1:44.946	11:43:30.154	3	Mercedes-AMG GT4
111	GT4AM	Team iRace.Win <i>S. SANTOSO</i>	1:44.718	11:45:14.872	4	Mercedes-AMG GT4

Flag History

TYPE	TIME OF DAY
GREEN	11:37:01.715
FINISH	11:52:03.255

Flag Statistics

TYPE	COUNT	TOTAL LAPS	TOTAL TIME
Green	1	9	17:07.884
Red	0	0	0.000
Safety Car	0	0	0.000
FCY	0	0	0.000

Weather / Track : Sunny / Dry

These results are provisional until the conclusion of any judicial and technical matters.

Chang International

Circuit Length = 4.554 km

Start: 11:37 Flag 11:52 End: 11:54

Race Director : Ravin	Stewards :	Timekeeper :
-----------------------	------------	--------------

Blancpain GT World Challenge Asia - GT4

QUALIFYING 2 - STATISTICS

CLASS : GT4AM

6 Starters

Fastest Lap History

NO	NAME	LAP TIME	TIME OF DAY	LAP	VEHICLE
80	Racing Spirit Team <i>P. TANTEM SAPYA</i>	1:47.732	11:40:48.434	2	Porsche Cayman GT4 Clubsport MR
77	Craft-Bamboo Racing <i>J. MERLIN</i>	1:45.354	11:41:18.476	2	Mercedes-AMG GT4
81	BMW Team Studie <i>S. JUKUCHOU</i>	1:45.251	11:41:48.468	2	BMW M4 GT4
111	Team iRace.Win <i>S. SANTOSO</i>	1:44.946	11:43:30.154	3	Mercedes-AMG GT4
111	Team iRace.Win <i>S. SANTOSO</i>	1:44.718	11:45:14.872	4	Mercedes-AMG GT4

Weather / Track : Sunny / Dry

These results are provisional until the conclusion of any judicial and technical matters.

Chang International

Circuit Length = 4.554 km

Start: 11:37 Flag 11:52 End: 11:54

Race Director : Ravin

Stewards :

Timekeeper :

Blancpain GT World Challenge Asia - GT3

QUALIFYING 1 - CLASSIFICATION - FINAL

POS	NO	CL	PIC	TEAM / DRIVERS	CAR	TIME	ON	LAPS	GAP	DIFF	KPH
1	99	GT3S	1	Craft-Bamboo Racing (HKG) Darryl O'YOUNG (HKG) / Christina NIELSEN (DNK)	Mercedes-AMG GT3	1:34.322	7	8			173.81
2	21	GT3PA	1	OpenRoad Racing (HKG) Philippe DESCOMBES (HKG) / Francis TJIA (HKG)	Porsche 911 GT3 R	1:34.479	3	5	0.157	0.157	173.52
3	912	GT3S	2	Absolute Racing (CHN) Yuan BO (CHN) / Jono LESTER (NZL)	Porsche 911 GT3 R	1:34.665	5	6	0.343	0.186	173.18
4	911 *	GT3S	3	Absolute Racing (CHN) Tanart SATHIENTHIRAKUL (THA) / Philip HAMPRECHT (DEU)	Porsche 911 GT3 R	1:34.673	3	7	0.351	0.008	173.16
5	12	GT3S	4	Audi Sport Asia Team Absolute Racing (CHN) Weiron TAN (MYS) / Martin RUMP (EST)	Audi R8 LMS GT3 2019	1:34.787	2	6	0.465	0.114	172.96
6	918	GT3PA	2	Panther/AAS Motorsport (CHN) Vutthikorn INTHRAPHUVASAK (THA) / Alexandre IMPERATORI (CHE)	Porsche 911 GT3 R	1:34.827	5	7	0.505	0.040	172.88
7	97 *	GT3S	5	Solite Indigo Racing (KOR) Roelof BRUINS (KOR) / Manuel METZGER (DEU)	Mercedes-AMG GT3	1:34.855	4	8	0.533	0.028	172.83
8	27 *	GT3S	6	HubAuto Corsa (TPE) Yuya SAKAMOTO (JPN) / Andre HEIMGARTNER (NZL)	Ferrari 488 GT3	1:35.048	5	8	0.726	0.193	172.48
9	61	GT3PA	3	ABSSA Motorsport (JPN) Piti BHIROMBHAKDI (THA) / Keita SAWA (JPN)	McLaren 720S GT3	1:35.396	3	4	1.074	0.348	171.85
10	666 *	GT3PA	4	Vincenzo Sospiri Racing (ITA) Alex AU (HKG) / Frederik SCHANDORFF (DNK)	Lamborghini Huracan GT3 EVO	1:35.563	5	9	1.241	0.167	171.55
11	999 *	GT3S	7	Audi Sport Asia Team TSRT (CHN) Weian CHEN (CHN) / Andre COUTO (MAC)	Audi R8 LMS GT3 2019	1:35.710	6	8	1.388	0.147	171.29
12	59	GT3PA	5	Singha Plan-B by Absolute Racing (THA) Bhurit BHIROMBHAKDI (THA) / Kantasak KUSIRI (THA)	Audi R8 LMS GT3 2019	1:35.752	8	9	1.430	0.042	171.21
13	88 *	GT3PA	6	Craft-Bamboo Racing (HKG) Jeffrey LEE (TPE) / Alessio PICARIELLO (BEL)	Mercedes-AMG GT3	1:36.095	5	9	1.773	0.343	170.60
14	75 *	GT3PA	7	T2 Motorsports (SGP) David TJIPTOBIANTORO (IDN) / Rio HARYANTO (IDN)	Ferrari 488 GT3	1:36.436	8	9	2.114	0.341	170.00
15	8 *	GT3PA	8	ARN Racing (JPN) Hiroaki NAGAI (JPN) / Yuta KAMIMURA (JPN)	Porsche 911 GT3 R	1:36.482	6	7	2.160	0.046	169.92
16	26	GT3AM	1	B-Quik Racing (THA) Daniel BILSKI (AUS) / Henk KIKS (NLD)	Audi R8 LMS GT3 2019	1:36.528	8	9	2.206	0.046	169.84
17	910 *	GT3PA	9	JRM (CHN) Chao LI (CHN) / Chris VAN DER DRIFT (NZL)	Porsche 911 GT3 R	1:36.908	3	8	2.586	0.380	169.17
18	128 *	GT3AM	2	Vattana Motorsport (THA) Chonsawat ASAVAHAME (THA) / Akihiro ASAI (JPN)	Lamborghini Huracan GT3 EVO	1:37.116	3	9	2.794	0.208	168.81
19	888	GT3PA	10	Triple Eight Race Engineering Australia (AUS) HH Prince Abdul Rahman IBRAHIM (MYS) / Jazeman JAAFAR (MYS)	Mercedes-AMG GT3	1:37.124	3	9	2.802	0.008	168.79
20	13 *	GT3PA	11	Audi Sport Asia Team Absolute Racing (CHN) Jingzu SUN (CHN) / Congfu CHENG (CHN)	Audi R8 LMS GT3 2019	1:37.248	8	9	2.926	0.124	168.58
21	17	GT3PA	12	Anstone Racing (CHN) Xu WEI (CHN) / Naoki YOKOMIZO (JPN)	Mercedes-AMG GT3	1:37.845	8	9	3.523	0.597	167.55
22	16 *	GT3PA	13	Modena Motorsports (HKG) John SHEN (HKG) / Benny SIMONSEN (DNK)	Porsche 911 GT3 R	1:37.871	8	9	3.549	0.026	167.51
23	51 *	GT3AM	3	AMAC Motorsport (AUS) Andrew MACPHERSON (AUS) / William Ben PORTER (AUS)	Lamborghini Huracan GT3 EVO	1:38.864	3	9	4.542	0.993	165.82
24	55 *	GT3PA	14	Craft-Bamboo Racing (HKG) Daniel AU (SGP) / Melvin MOH (MYS)	Mercedes-AMG GT3	1:39.751	9	9	5.429	0.887	164.35

CLASS GT3S QUALIFYING LAPTIME (115.0% of 1:34.322) = 1:48.470
 CLASS GT3PA QUALIFYING LAPTIME (115.0% of 1:34.479) = 1:48.650
 CLASS GT3AM QUALIFYING LAPTIME (115.0% of 1:36.528) = 1:51.007

No. 8, 13, 16, 27, 128, 911, 999 - 1 Lap time disallowed; exceeding track limits.

No. 51, 55, 88, 910 - 2 Lap times disallowed; exceeding track limits.

No. 75, 97, 666 - 3 Lap times disallowed; exceeding track limits.

Weather / Track : Sunny / Dry

Chang International
 Circuit Length = 4.554 km
 Start: 12:02 Flag 12:17 End: 12:20

Race Director : Ravin	Stewards :	Timekeeper :
-----------------------	------------	--------------

Results can be found at www.tsl-timing.com

Printed - 14:15 Saturday, 11 May 2019

Blancpain GT World Challenge Asia - GT3

QUALIFYING 1 - CLASSIFICATION BY CLASS - FINAL

CLASS : GT3 - GT3S

POS	NO	NAME	ENTRY	TIME	ON	LAPS	GAP	DIFF	KPH
1	99	Craft-Bamboo Racing	Mercedes-AMG GT3	1:34.322	7	8			173.81
2	912	Absolute Racing	Porsche 911 GT3 R	1:34.665	5	6	0.343	0.343	173.18
3	911	Absolute Racing	Porsche 911 GT3 R	1:34.673	3	7	0.351	0.008	173.16
4	12	Audi Sport Asia Team Absolute Racing	Audi R8 LMS GT3 2019	1:34.787	2	6	0.465	0.114	172.96
5	97	Solite Indigo Racing	Mercedes-AMG GT3	1:34.855	4	8	0.533	0.068	172.83
6	27	HubAuto Corsa	Ferrari 488 GT3	1:35.048	5	8	0.726	0.193	172.48
7	999	Audi Sport Asia Team TSRT	Audi R8 LMS GT3 2019	1:35.710	6	8	1.388	0.662	171.29

CLASS : GT3 - GT3PA

POS	NO	NAME	ENTRY	TIME	ON	LAPS	GAP	DIFF	KPH
1	21	OpenRoad Racing	Porsche 911 GT3 R	1:34.479	3	5			173.52
2	918	Panther/AAS Motorsport	Porsche 911 GT3 R	1:34.827	5	7	0.348	0.348	172.88
3	61	ABSSA Motorsport	McLaren 720S GT3	1:35.396	3	4	0.917	0.569	171.85
4	666	Vincenzo Sospiri Racing	Lamborghini Huracan GT3 EVO	1:35.563	5	9	1.084	0.167	171.55
5	59	Singha Plan-B by Absolute Racing	Audi R8 LMS GT3 2019	1:35.752	8	9	1.273	0.189	171.21
6	88	Craft-Bamboo Racing	Mercedes-AMG GT3	1:36.095	5	9	1.616	0.343	170.60
7	75	T2 Motorsports	Ferrari 488 GT3	1:36.436	8	9	1.957	0.341	170.00
8	8	ARN Racing	Porsche 911 GT3 R	1:36.482	6	7	2.003	0.046	169.92
9	910	JRM	Porsche 911 GT3 R	1:36.908	3	8	2.429	0.426	169.17
10	888	Triple Eight Race Engineering Australi	Mercedes-AMG GT3	1:37.124	3	9	2.645	0.216	168.79
11	13	Audi Sport Asia Team Absolute Racing	Audi R8 LMS GT3 2019	1:37.248	8	9	2.769	0.124	168.58
12	17	Anstone Racing	Mercedes-AMG GT3	1:37.845	8	9	3.366	0.597	167.55
13	16	Modena Motorsports	Porsche 911 GT3 R	1:37.871	8	9	3.392	0.026	167.51
14	55	Craft-Bamboo Racing	Mercedes-AMG GT3	1:39.751	9	9	5.272	1.880	164.35

CLASS : GT3 - GT3AM

POS	NO	NAME	ENTRY	TIME	ON	LAPS	GAP	DIFF	KPH
1	26	B-Quik Racing	Audi R8 LMS GT3 2019	1:36.528	8	9			169.84
2	128	Vattana Motorsport	Lamborghini Huracan GT3 EVO	1:37.116	3	9	0.588	0.588	168.81
3	51	AMAC Motorsport	Lamborghini Huracan GT3 EVO	1:38.864	3	9	2.336	1.748	165.82

No. 8, 13, 16, 27, 128, 911, 999 - 1 Lap time disallowed; exceeding track limits.

No. 51, 55, 88, 910 - 2 Lap times disallowed; exceeding track limits.

No. 75, 97, 666 - 3 Lap times disallowed; exceeding track limits.

Weather / Track : Sunny / Dry

Chang International
Circuit Length = 4.554 km
Start: 12:02 Flag 12:17 End: 12:20

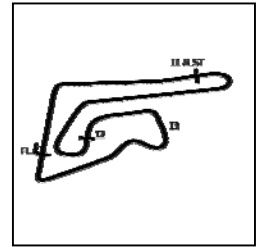
Race Director : Ravin	Stewards :	Timekeeper :
-----------------------	------------	--------------

Results can be found at www.tsl-timing.com

Printed - 14:17 Saturday, 11 May 2019

Blancpain GT World Challenge Asia - GT3

QUALIFYING 1 - SECTOR ANALYSIS



SECTOR 1 = FL to I1, SECTOR 2 = I1 to I2 SECTOR 3 = I2 to I3, SECTOR 4 = I3 to FL, DIFF = Difference To Personal Best Lap, P = Crossed Finish Line in Pit Lane, D = Time Disallowed

P1 99 GT3S Craft-Bamboo Racing		Mercedes-AMG GT3						
IDEAL LAP TIME : 1:34.209		BEST LAP TIME : 1:34.322		DIFFERENCE : 0.113				
D1: Darryl O'YOUNG		D2: Christina NIELSEN						
LAP	SECTOR 1	SECTOR 2	SECTOR 3	SPEED TRAP	LAP TIME	KPH	DIFF	TIME OF DAY
1 - D1	OUTLAP	41.096	IN PIT	210.1			P	12:04:18.713
2 - D1	OUTLAP	37.969	40.343	238.4	2:50.594	96.10	1:16.272	12:07:09.307
3 - D1	23.405	34.679	37.312	244.8	1:35.396 (3)	171.85	1.074	12:08:44.703
4 - D1	23.215	34.566	36.644	247.1	1:34.425 (2)	173.62	0.103	12:10:19.128
5 - D1	23.461	34.692	41.777	247.1	1:39.930	164.05	5.608	12:11:59.058
6 - D1	23.294	34.741	37.830	247.1	1:35.865	171.01	1.543	12:13:34.923
7 - D1	23.133	34.679	36.510	247.1	1:34.322 (1)	173.81		12:15:09.245
8 - D1	23.273	34.905	IN PIT	247.7	1:46.697 P	153.65	12.375	12:16:55.942

P2 21 GT3AM OpenRoad Racing		Porsche 911 GT3 R						
IDEAL LAP TIME : 1:34.218		BEST LAP TIME : 1:34.479		DIFFERENCE : 0.261				
D1: Philippe DESCOMBES		D2: Francis TJIA						
LAP	SECTOR 1	SECTOR 2	SECTOR 3	SPEED TRAP	LAP TIME	KPH	DIFF	TIME OF DAY
1 - D1	OUTLAP	43.716	39.229	194.2				12:05:05.898
2 - D1	23.503	35.003	36.601	244.3	1:35.107 (3)	172.37	0.628	12:06:41.005
3 - D1	23.007	34.674	36.798	247.1	1:34.479 (1)	173.52		12:08:15.484
4 - D1	23.000	34.617	36.898	247.7	1:34.515 (2)	173.45	0.036	12:09:49.999
5 - D1	23.283	36.817	IN PIT	247.7	1:45.278 P	155.72	10.799	12:11:35.277

P3 912 GT3S Absolute Racing		Porsche 911 GT3 R						
IDEAL LAP TIME : 1:34.552		BEST LAP TIME : 1:34.665		DIFFERENCE : 0.113				
D1: Yuan BO		D2: Jono LESTER						
LAP	SECTOR 1	SECTOR 2	SECTOR 3	SPEED TRAP	LAP TIME	KPH	DIFF	TIME OF DAY
1 - D1	OUTLAP	38.087	37.021	241.0				12:05:17.745
2 - D1	23.046	34.994	36.758	245.4	1:34.798 (3)	172.94	0.133	12:06:52.543
3 - D1	23.059	34.875	37.670	246.5	1:35.604	171.48	0.939	12:08:28.147
4 - D1	22.999	34.814	36.854	247.1	1:34.667 (2)	173.17	0.002	12:10:02.814
5 - D1	23.048	34.878	36.739	249.4	1:34.665 (1)	173.18		12:11:37.479
6 - D1	23.181	34.919	IN PIT	248.2	1:37.544 P	168.07	2.879	12:13:15.023

P4 911 GT3S Absolute Racing		Porsche 911 GT3 R						
IDEAL LAP TIME : 1:34.321		BEST LAP TIME : 1:34.673		DIFFERENCE : 0.352				
D1: Tanart SATHIENTHIRAKUI		D2: Philip HAMPRECHT						
LAP	SECTOR 1	SECTOR 2	SECTOR 3	SPEED TRAP	LAP TIME	KPH	DIFF	TIME OF DAY
1 - D1	OUTLAP	37.966	39.770	236.3				12:05:13.972
2 - D1	23.249	34.944	36.553	243.7	1:34.746 (2)	173.03	0.073	12:06:48.718
3 - D1	22.931	35.032	36.710	246.5	1:34.673 (1)	173.16		12:08:23.391
4 - D1	22.960	37.015	37.360	246.5	1:37.335	168.43	2.662	12:10:00.726
5 - D1	23.066	34.837	36.849	248.2	1:34.752 (3)	173.02	0.079	12:11:35.478
6 - D1	23.110	34.868	37.431	247.7	1:35.409 D	171.83	0.736	12:13:10.887
7 - D1	23.317	36.438	IN PIT	247.1	1:41.452 P	161.59	6.779	12:14:52.339

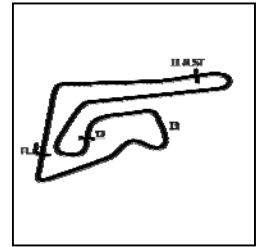
P5 12 GT3S Audi Sport Asia Team Absolute Racing		Audi R8 LMS GT3 2019						
IDEAL LAP TIME : 1:34.418		BEST LAP TIME : 1:34.787		DIFFERENCE : 0.369				
D1: Weiron TAN		D2: Martin RUMP						
LAP	SECTOR 1	SECTOR 2	SECTOR 3	SPEED TRAP	LAP TIME	KPH	DIFF	TIME OF DAY
1 - D1	OUTLAP	42.003	43.984	166.4				12:04:08.720
2 - D1	23.183	35.032	36.572	248.2	1:34.787 (1)	172.96		12:05:43.507
3 - D1	23.135	34.789	37.827	249.4	1:35.751 (2)	171.21	0.964	12:07:19.258
4 - D1	27.211	41.164	41.047	169.8	1:49.422	149.82	14.635	12:09:08.680
5 - D1	23.057	35.082	44.899	250.0	1:43.038 (3)	159.11	8.251	12:10:51.718
6 - D1	23.739	35.973	IN PIT	249.4	1:40.428 P	163.24	5.641	12:12:32.146

Weather / Track : Sunny / Dry

Chang International
Circuit Length = 4.554 km
Start: 12:02 Flag 12:17 End: 12:20

Blancpain GT World Challenge Asia - GT3

QUALIFYING 1 - SECTOR ANALYSIS



SECTOR 1 = FL to I1, SECTOR 2 = I1 to I2 SECTOR 3 = I2 to I3, SECTOR 4 = I3 to FL, DIFF = Difference To Personal Best Lap, P = Crossed Finish Line in Pit Lane, D = Time Disallowed

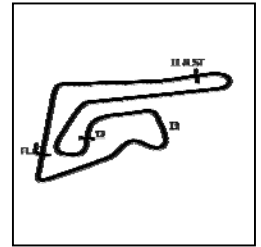
LAP	SECTOR 1	SECTOR 2	SECTOR 3	SPEED TRAP	LAP TIME	KPH	DIFF	TIME OF DAY
P6 918 GT3PA Panther/AAS Motorsport					Porsche 911 GT3 R			
IDEAL LAP TIME : 1:34.744		BEST LAP TIME : 1:34.827		DIFFERENCE : 0.083				
D1: Vutthikorn INTHRAPHUVA		D2: Alexandre IMPERATORI						
1 - D1	OUTLAP	40.610	45.558	219.9				12:03:58.636
2 - D1	23.452	35.519	37.582	245.4	1:36.553	169.79	1.726	12:05:35.189
3 - D1	23.213	35.335	36.921	246.5	1:35.469	171.72	0.642	12:07:10.658
4 - D1	23.033	35.145	36.947	249.4	1:35.125 (2)	172.34	0.298	12:08:45.783
5 - D1	22.993	35.065	36.769	249.4	1:34.827 (1)	172.88		12:10:20.610
6 - D1	22.973	35.002	37.161	251.1	1:35.136 (3)	172.32	0.309	12:11:55.746
7 - D1	23.106	35.082	IN PIT	248.8	1:38.717 P	166.07	3.890	12:13:34.463
P7 97 GT3S Solite Indigo Racing					Mercedes-AMG GT3			
IDEAL LAP TIME : 1:34.817		BEST LAP TIME : 1:34.855		DIFFERENCE : 0.038				
D1: Roelof BRUINS		D2: Manuel METZGER						
1 - D1	OUTLAP	37.754	43.139	225.9				12:04:09.378
2 - D1	23.284	34.997	36.968	246.0	1:35.249 D	172.12	0.394	12:05:44.627
3 - D1	23.169	35.025	41.519	247.7	1:39.713 D	164.41	4.858	12:07:24.340
4 - D1	23.207	34.757	36.891	247.1	1:34.855 (1)	172.83		12:08:59.195
5 - D1	23.759	36.974	37.885	235.2	1:38.618 D	166.24	3.763	12:10:37.813
6 - D1	23.250	34.758	36.902	247.7	1:34.910 (2)	172.73	0.055	12:12:12.723
7 - D1	23.960	41.117	38.931	217.3	1:44.008 (3)	157.62	9.153	12:13:56.731
8 - D1	23.173	34.878	IN PIT	247.7	1:38.052 P	167.20	3.197	12:15:34.783
P8 27 GT3S HubAuto Corsa					Ferrari 488 GT3			
IDEAL LAP TIME : 1:34.993		BEST LAP TIME : 1:35.048		DIFFERENCE : 0.055				
D1: Yuya SAKAMOTO		D2: Andre HEIMGARTNER						
1 - D1	OUTLAP	39.443	42.817	231.7				12:04:12.109
2 - D1	23.728	35.726	38.894	246.5	1:38.348 (3)	166.69	3.300	12:05:50.457
3 - D1	23.281	35.111	37.195	248.2	1:35.587 (2)	171.51	0.539	12:07:26.044
4 - D1	24.795	40.487	49.948	203.3	1:55.230	142.27	20.182	12:09:21.274
5 - D1	23.053	34.979	37.016	251.7	1:35.048 (1)	172.48		12:10:56.322
6 - D1	29.916	42.732	40.441	170.8	1:53.089	144.96	18.041	12:12:49.411
7 - D1	22.998	36.404	40.934	251.1	1:40.336	163.39	5.288	12:14:29.747
8 - D1	23.825	38.369	IN PIT	243.2	1:44.534 D	156.83	9.486	12:16:14.281
P9 61 GT3PA ABSSA Motorsport					McLaren 720S GT3			
IDEAL LAP TIME : 1:35.382		BEST LAP TIME : 1:35.396		DIFFERENCE : 0.014				
D1: Piti BHIROMBHAKDI		D2: Keita SAWA						
1 - D1	OUTLAP	41.105	40.631	231.2				12:05:23.437
2 - D1	23.257	35.520	36.948	248.2	1:35.725 (2)	171.26	0.329	12:06:59.162
3 - D1	23.102	35.392	36.902	248.8	1:35.396 (1)	171.85		12:08:34.558
4 - D1	23.258	35.378	IN PIT	250.0	1:41.262 P	161.90	5.866	12:10:15.820
P10 666 GT3PA Vincenzo Sospiri Racing					Lamborghini Huracan GT3 EVO			
IDEAL LAP TIME : 1:35.370		BEST LAP TIME : 1:35.563		DIFFERENCE : 0.193				
D1: Alex AU		D2: Frederik SCHANDORFF						
1 - D1	OUTLAP	38.874	39.017	214.7				12:04:13.269
2 - D1	23.609	37.184	40.666	247.1	1:41.459 D	161.58	5.896	12:05:54.728
3 - D1	23.183	35.390	37.367	248.8	1:35.940 (2)	170.88	0.377	12:07:30.668
4 - D1	23.164	35.752	41.758	248.8	1:40.674	162.84	5.111	12:09:11.342
5 - D1	23.100	35.131	37.332	250.5	1:35.563 (1)	171.55		12:10:46.905
6 - D1	23.109	34.938	39.387	251.1	1:37.434 (3)	168.26	1.871	12:12:24.339
7 - D1	23.253	35.146	38.604	248.8	1:37.003 D	169.00	1.440	12:14:01.342
8 - D1	24.658	39.907	39.650	236.8	1:44.215 D	157.31	8.652	12:15:45.557
9 - D1	23.234	37.027	IN PIT	250.5	1:44.085 P	157.50	8.522	12:17:29.642

Weather / Track : Sunny / Dry

Chang International
Circuit Length = 4.554 km
Start: 12:02 Flag 12:17 End: 12:20

Blancpain GT World Challenge Asia - GT3

QUALIFYING 1 - SECTOR ANALYSIS



SECTOR 1 = FL to I1, SECTOR 2 = I1 to I2 SECTOR 3 = I2 to I3, SECTOR 4 = I3 to FL, DIFF = Difference To Personal Best Lap, P = Crossed Finish Line in Pit Lane, D = Time Disallowed

P11 999 GT3S Audi Sport Asia Team TSRT		Audi R8 LMS GT3 2019						
IDEAL LAP TIME : 1:35.513		BEST LAP TIME : 1:35.710		DIFFERENCE : 0.197				
D1: Weian CHEN		D2: Andre COUTO						
LAP	SECTOR 1	SECTOR 2	SECTOR 3	SPEED TRAP	LAP TIME	KPH	DIFF	TIME OF DAY
1 - D1	OUTLAP	38.240	39.420	238.9				12:03:53.221
2 - D1	23.659	35.179	37.863	242.6	1:36.701	169.53	0.991	12:05:29.922
3 - D1	24.505	40.195	39.389	196.3	1:44.089 D	157.50	8.379	12:07:14.011
4 - D1	23.303	35.238	37.219	248.8	1:35.760 (3)	171.20	0.050	12:08:49.771
5 - D1	23.347	35.052	37.341	248.8	1:35.740 (2)	171.23	0.030	12:10:25.511
6 - D1	23.283	35.064	37.363	250.0	1:35.710 (1)	171.29		12:12:01.221
7 - D1	23.242	35.101	IN PIT	250.5	1:38.029 P	167.24	2.319	12:13:39.250
8 - D1	OUTLAP	37.791	IN PIT	247.1	3:07.727 P	87.33	1:32.017	12:16:46.977

P12 59 GT3PA Singha Plan-B by Absolute Racing		Audi R8 LMS GT3 2019						
IDEAL LAP TIME : 1:35.567		BEST LAP TIME : 1:35.752		DIFFERENCE : 0.185				
D1: Bhurit BHIROMBHAKDI		D2: Kantasak KUSIRI						
LAP	SECTOR 1	SECTOR 2	SECTOR 3	SPEED TRAP	LAP TIME	KPH	DIFF	TIME OF DAY
1 - D1	OUTLAP	46.427	44.044	170.6				12:04:34.564
2 - D1	23.690	35.852	37.561	246.0	1:37.103	168.83	1.351	12:06:11.667
3 - D1	23.008	35.460	37.336	248.8	1:35.804 (2)	171.12	0.052	12:07:47.471
4 - D1	23.006	35.687	37.352	248.8	1:36.045	170.69	0.293	12:09:23.516
5 - D1	23.051	35.519	37.304	251.1	1:35.874 (3)	170.99	0.122	12:10:59.390
6 - D1	22.990	35.689	37.471	251.1	1:36.150	170.50	0.398	12:12:35.540
7 - D1	24.320	43.717	43.374	184.6	1:51.411	147.15	15.659	12:14:26.951
8 - D1	23.051	35.584	37.117	250.0	1:35.752 (1)	171.21		12:16:02.703
9 - D1	24.217	39.429	IN PIT	203.7	1:47.831 P	152.03	12.079	12:17:50.534

P13 88 GT3PA Craft-Bamboo Racing		Mercedes-AMG GT3						
IDEAL LAP TIME : 1:35.829		BEST LAP TIME : 1:36.095		DIFFERENCE : 0.266				
D1: Jeffrey LEE		D2: Alessio PICARIELLO						
LAP	SECTOR 1	SECTOR 2	SECTOR 3	SPEED TRAP	LAP TIME	KPH	DIFF	TIME OF DAY
1 - D1	OUTLAP	38.783	39.445	237.8				12:03:46.913
2 - D1	23.946	36.172	37.954	243.7	1:38.072	167.16	1.977	12:05:24.985
3 - D1	23.459	37.057	38.066	246.5	1:38.582	166.30	2.487	12:07:03.567
4 - D1	23.437	35.610	37.780	246.0	1:36.827 (2)	169.31	0.732	12:08:40.394
5 - D1	23.220	35.552	37.323	247.1	1:36.095 (1)	170.60		12:10:16.489
6 - D1	23.300	35.548	38.078	248.2	1:36.926 (3)	169.14	0.831	12:11:53.415
7 - D1	26.785	37.308	41.941	194.9	1:46.034	154.61	9.939	12:13:39.449
8 - D1	23.356	35.392	37.217	246.0	1:35.965 D	170.83		12:15:15.414
9 - D1	25.562	37.124	IN PIT	244.3	1:48.080 D	151.68	11.985	12:17:03.494

P14 75 GT3PA T2 Motorsports		Ferrari 488 GT3						
IDEAL LAP TIME : 1:36.237		BEST LAP TIME : 1:36.436		DIFFERENCE : 0.199				
D1: David TJIPTOBIANTORO		D2: Rio HARYANTO						
LAP	SECTOR 1	SECTOR 2	SECTOR 3	SPEED TRAP	LAP TIME	KPH	DIFF	TIME OF DAY
1 - D1	OUTLAP	40.852	46.961	205.7				12:04:03.544
2 - D1	23.371	35.773	38.187	248.8	1:37.331 (3)	168.43	0.895	12:05:40.875
3 - D1	23.613	36.225	45.076	250.5	1:44.914	156.26	8.478	12:07:25.789
4 - D1	23.525	35.674	37.811	249.4	1:37.010 D	168.99	0.574	12:09:02.799
5 - D1	23.025	35.659	37.913	251.7	1:36.597 (2)	169.71	0.161	12:10:39.396
6 - D1	23.464	39.157	43.419	248.2	1:46.040	154.60	9.604	12:12:25.436
7 - D1	23.000	35.735	41.359	251.7	1:40.094 D	163.79	3.658	12:14:05.530
8 - D1	23.199	35.511	37.726	251.1	1:36.436 (1)	170.00		12:15:41.966
9 - D1	26.140	45.858	IN PIT	170.0	2:00.407 D	136.15	23.971	12:17:42.373

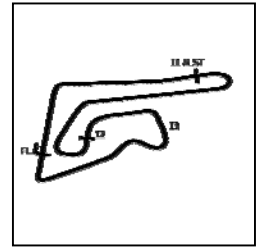
P15 8 GT3PA ARN Racing		Porsche 911 GT3 R						
IDEAL LAP TIME : 1:35.897		BEST LAP TIME : 1:36.482		DIFFERENCE : 0.585				
D1: Hiroaki NAGAI		D2: Yuta KAMIMURA						
LAP	SECTOR 1	SECTOR 2	SECTOR 3	SPEED TRAP	LAP TIME	KPH	DIFF	TIME OF DAY

Weather / Track : Sunny / Dry

Chang International
Circuit Length = 4.554 km
Start: 12:02 Flag 12:17 End: 12:20

Blancpain GT World Challenge Asia - GT3

QUALIFYING 1 - SECTOR ANALYSIS



SECTOR 1 = FL to I1, SECTOR 2 = I1 to I2 SECTOR 3 = I2 to I3, SECTOR 4 = I3 to FL, DIFF = Difference To Personal Best Lap, P = Crossed Finish Line in Pit Lane, D = Time Disallowed

LAP	SECTOR 1	SECTOR 2	SECTOR 3	SPEED TRAP	LAP TIME	KPH	DIFF	TIME OF DAY
1 - D1	OUTLAP	39.848	42.577	192.8				12:04:20.002
2 - D1	24.209	37.235	38.372	244.8	1:39.816	164.24	3.334	12:05:59.818
3 - D1	23.717	35.460	37.783	246.5	1:36.960 (2)	169.08	0.478	12:07:36.778
4 - D1	23.355	36.316	37.342	247.1	1:37.013 (3)	168.99	0.531	12:09:13.791
5 - D1	23.415	35.701	37.666	249.4	1:36.782 D	169.39	0.300	12:10:50.573
6 - D1	23.666	35.200	37.616	248.2	1:36.482 (1)	169.92		12:12:27.055
7 - D1	23.418	1:00.058	IN PIT	248.2	2:09.274 P	126.81	32.792	12:14:36.329

P16 26 GT3AM B-Quik Racing

Audi R8 LMS GT3 2019

IDEAL LAP TIME : 1:36.288 BEST LAP TIME : 1:36.528 DIFFERENCE : 0.240
 D1: Daniel BILSKI D2: Henk KIKS

LAP	SECTOR 1	SECTOR 2	SECTOR 3	SPEED TRAP	LAP TIME	KPH	DIFF	TIME OF DAY
1 - D1	OUTLAP	39.586	39.291	235.2				12:04:53.251
2 - D1	23.793	36.135	37.896	246.0	1:37.824	167.59	1.296	12:06:31.075
3 - D1	23.402	35.618	37.835	247.7	1:36.855 (3)	169.26	0.327	12:08:07.930
4 - D1	23.377	35.508	37.987	248.8	1:36.872	169.23	0.344	12:09:44.802
5 - D1	23.216	35.357	43.216	250.0	1:41.789	161.06	5.261	12:11:26.591
6 - D1	23.260	35.608	37.715	249.4	1:36.583 (2)	169.74	0.055	12:13:03.174
7 - D1	23.246	36.132	38.096	250.5	1:37.474	168.19	0.946	12:14:40.648
8 - D1	23.216	35.498	37.814	250.5	1:36.528 (1)	169.84		12:16:17.176
9 - D1	23.998	41.082	IN PIT	190.1	1:49.449 P	149.79	12.921	12:18:06.625

P17 910 GT3PA JRM

Porsche 911 GT3 R

IDEAL LAP TIME : 1:36.594 BEST LAP TIME : 1:36.908 DIFFERENCE : 0.314
 D1: Chao LI D2: Chris VAN DER DRIFT

LAP	SECTOR 1	SECTOR 2	SECTOR 3	SPEED TRAP	LAP TIME	KPH	DIFF	TIME OF DAY
1 - D1	OUTLAP	39.237	40.080	229.7				12:05:36.989
2 - D1	23.576	36.167	38.084	245.4	1:37.827	167.58	0.919	12:07:14.816
3 - D1	23.554	35.591	37.763	247.7	1:36.908 (1)	169.17		12:08:51.724
4 - D1	23.366	35.581	38.093	247.1	1:37.040 D	168.94	0.132	12:10:28.764
5 - D1	23.679	35.566	37.824	246.5	1:37.069 (3)	168.89	0.161	12:12:05.833
6 - D1	23.316	35.741	37.948	246.5	1:37.005 D	169.00	0.097	12:13:42.838
7 - D1	23.656	35.634	37.712	247.1	1:37.002 (2)	169.01	0.094	12:15:19.840
8 - D1	24.103	39.438	IN PIT	241.6	1:51.315 P	147.27	14.407	12:17:11.155

P18 128 GT3AM Vattana Motorsport

Lamborghini Huracan GT3 EVO

IDEAL LAP TIME : 1:36.637 BEST LAP TIME : 1:37.116 DIFFERENCE : 0.479
 D1: Chonsawat ASAVAHAAME D2: Akihiro ASAI

LAP	SECTOR 1	SECTOR 2	SECTOR 3	SPEED TRAP	LAP TIME	KPH	DIFF	TIME OF DAY
1 - D1	OUTLAP	38.202	38.497	156.2				12:04:21.605
2 - D1	24.120	36.340	38.231	242.1	1:38.691	166.11	1.575	12:06:00.296
3 - D1	23.796	35.572	37.748	248.8	1:37.116 (1)	168.81		12:07:37.412
4 - D1	23.317	36.288	38.160	244.8	1:37.765 (2)	167.69	0.649	12:09:15.177
5 - D1	23.401	36.359	39.680	247.1	1:39.440 D	164.86	2.324	12:10:54.617
6 - D1	24.227	35.829	38.402	245.4	1:38.458	166.51	1.342	12:12:33.075
7 - D1	23.518	40.078	43.585	248.2	1:47.181	152.95	10.065	12:14:20.256
8 - D1	23.616	36.299	38.039	246.0	1:37.954 (3)	167.36	0.838	12:15:58.210
9 - D1	25.730	36.108	IN PIT	228.8	1:45.561 P	155.30	8.445	12:17:43.771

P19 888 GT3PA Triple Eight Race Engineering Australia

Mercedes-AMG GT3

IDEAL LAP TIME : 1:36.894 BEST LAP TIME : 1:37.124 DIFFERENCE : 0.230
 D1: HH Prince Abdul Rahman D2: Jazeman JAAFAR

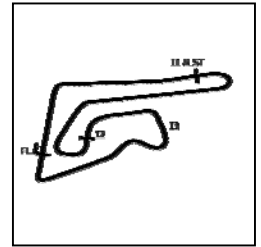
LAP	SECTOR 1	SECTOR 2	SECTOR 3	SPEED TRAP	LAP TIME	KPH	DIFF	TIME OF DAY
1 - D1	OUTLAP	40.737	46.114	219.5				12:04:02.177
2 - D1	23.820	36.016	38.592	246.5	1:38.428	166.56	1.304	12:05:40.605
3 - D1	23.208	35.801	38.115	248.8	1:37.124 (1)	168.79		12:07:17.729
4 - D1	23.440	35.879	38.228	248.8	1:37.547 (3)	168.06	0.423	12:08:55.276
5 - D1	23.440	36.378	38.300	249.4	1:38.118	167.08	0.994	12:10:33.394
6 - D1	23.420	36.155	37.885	248.8	1:37.460 (2)	168.21	0.336	12:12:10.854
7 - D1	23.935	36.842	38.731	248.2	1:39.508	164.75	2.384	12:13:50.362
8 - D1	23.400	36.815	38.019	249.4	1:38.234	166.89	1.110	12:15:28.596

Weather / Track : Sunny / Dry

Chang International
 Circuit Length = 4.554 km
 Start: 12:02 Flag 12:17 End: 12:20

Blancpain GT World Challenge Asia - GT3

QUALIFYING 1 - SECTOR ANALYSIS



SECTOR 1 = FL to I1, SECTOR 2 = I1 to I2 SECTOR 3 = I2 to I3, SECTOR 4 = I3 to FL, DIFF = Difference To Personal Best Lap, P = Crossed Finish Line in Pit Lane, D = Time Disallowed
 9 - D1 23.418 35.997 38.636 250.5 1:38.051 167.20 0.927 12:17:06.647

P20 13 GT3PA Audi Sport Asia Team Absolute Racing		Audi R8 LMS GT3 2019						
IDEAL LAP TIME : 1:36.727		BEST LAP TIME : 1:37.248						
D1: Jingzu SUN		D2: Congfu CHENG						
LAP	SECTOR 1	SECTOR 2	SECTOR 3	SPEED TRAP	LAP TIME	KPH	DIFF	TIME OF DAY
1 - D1	OUTLAP	41.867	44.492	228.8				12:04:00.103
2 - D1	23.698	36.449	38.418	244.8	1:38.565	166.33	1.317	12:05:38.668
3 - D1	23.450	36.042	38.138	247.7	1:37.630 (3)	167.92	0.382	12:07:16.298
4 - D1	23.536	35.972	37.811	247.1	1:37.319 (2)	168.46	0.071	12:08:53.617
5 - D1	23.229	35.898	50.399	249.4	1:49.526	149.68	12.278	12:10:43.143
6 - D1	23.750	36.366	38.855	248.2	1:38.971	165.64	1.723	12:12:22.114
7 - D1	23.304	35.719	38.072	248.8	1:37.095 D	168.84		12:13:59.209
8 - D1	23.405	35.687	38.156	248.8	1:37.248 (1)	168.58		12:15:36.457
9 - D1	23.469	35.770	IN PIT	248.8	1:39.349 P	165.01	2.101	12:17:15.806

P21 17 GT3PA Anstone Racing		Mercedes-AMG GT3						
IDEAL LAP TIME : 1:37.769		BEST LAP TIME : 1:37.845						
D1: Xu WEI		D2: Naoki YOKOMIZO						
LAP	SECTOR 1	SECTOR 2	SECTOR 3	SPEED TRAP	LAP TIME	KPH	DIFF	TIME OF DAY
1 - D1	OUTLAP	40.193	42.810	231.2				12:04:12.583
2 - D1	23.916	38.874	40.586	246.5	1:43.376	158.59	5.531	12:05:55.959
3 - D1	23.862	36.526	38.345	246.5	1:38.733	166.04	0.888	12:07:34.692
4 - D1	23.585	36.425	38.653	247.7	1:38.663	166.16	0.818	12:09:13.355
5 - D1	23.829	37.356	38.517	246.0	1:39.702	164.43	1.857	12:10:53.057
6 - D1	23.698	36.228	38.291	249.4	1:38.217 (2)	166.92	0.372	12:12:31.274
7 - D1	23.453	36.342	38.469	248.8	1:38.264 (3)	166.84	0.419	12:14:09.538
8 - D1	23.250	36.244	38.351	250.0	1:37.845 (1)	167.55		12:15:47.383
9 - D1	25.113	37.496	IN PIT	213.4	1:46.110 P	154.50	8.265	12:17:33.493

P22 16 GT3PA Modena Motorsports		Porsche 911 GT3 R						
IDEAL LAP TIME : 1:37.749		BEST LAP TIME : 1:37.871						
D1: John SHEN		D2: Benny SIMONSEN						
LAP	SECTOR 1	SECTOR 2	SECTOR 3	SPEED TRAP	LAP TIME	KPH	DIFF	TIME OF DAY
1 - D1	OUTLAP	37.950	38.857	239.4				12:04:40.051
2 - D1	23.743	36.546	39.070	246.5	1:39.359 D	165.00	1.488	12:06:19.410
3 - D1	23.856	36.425	38.917	244.3	1:39.198	165.26	1.327	12:07:58.608
4 - D1	23.913	36.566	38.750	244.3	1:39.229	165.21	1.358	12:09:37.837
5 - D1	23.598	36.447	38.565	246.5	1:38.610	166.25	0.739	12:11:16.447
6 - D1	23.597	36.408	38.286	247.1	1:38.291 (3)	166.79	0.420	12:12:54.738
7 - D1	23.606	37.435	39.075	247.7	1:40.116	163.75	2.245	12:14:34.854
8 - D1	23.564	35.958	38.349	246.5	1:37.871 (1)	167.51		12:16:12.725
9 - D1	23.505	36.052	38.669	247.1	1:38.226 (2)	166.90	0.355	12:17:50.951

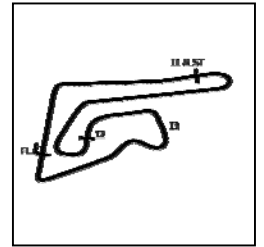
P23 51 GT3AM AMAC Motorsport		Lamborghini Huracan GT3 EVO						
IDEAL LAP TIME : 1:38.864		BEST LAP TIME : 1:38.864						
D1: Andrew MACPHERSON		D2: William Ben PORTER						
LAP	SECTOR 1	SECTOR 2	SECTOR 3	SPEED TRAP	LAP TIME	KPH	DIFF	TIME OF DAY
1 - D1	OUTLAP	41.613	42.413	228.8				12:04:20.476
2 - D1	24.044	38.157	38.978	244.8	1:41.179 (3)	162.03	2.315	12:06:01.655
3 - D1	23.640	36.838	38.386	245.4	1:38.864 (1)	165.82		12:07:40.519
4 - D1	35.203	37.691	40.243	231.7	1:53.137	144.90	14.273	12:09:33.656
5 - D1	24.413	37.332	38.879	240.0	1:40.624 D	162.92	1.760	12:11:14.280
6 - D1	23.953	37.039	38.803	244.3	1:39.795 (2)	164.28	0.931	12:12:54.075
7 - D1	23.645	38.503	39.732	244.8	1:41.880	160.91	3.016	12:14:35.955
8 - D1	23.808	37.220	40.801	246.0	1:41.829 D	160.99	2.965	12:16:17.784
9 - D1	24.440	37.793	IN PIT	244.3	1:45.418 P	155.51	6.554	12:18:03.202

Weather / Track : Sunny / Dry

Chang International
 Circuit Length = 4.554 km
 Start: 12:02 Flag 12:17 End: 12:20

Blancpain GT World Challenge Asia - GT3

QUALIFYING 1 - SECTOR ANALYSIS



SECTOR 1 = FL to I1, SECTOR 2 = I1 to I2 SECTOR 3 = I2 to I3, SECTOR 4 = I3 to FL, DIFF = Difference To Personal Best Lap, P = Crossed Finish Line in Pit Lane, D = Time Disallowed

P24 55 GT3PA Craft-Bamboo Racing Mercedes-AMG GT3

IDEAL LAP TIME : 1:38.999 BEST LAP TIME : 1:39.751 DIFFERENCE : 0.752

D1: Daniel AU D2: Melvin MOH

LAP	SECTOR 1	SECTOR 2	SECTOR 3	SPEED TRAP	LAP TIME	KPH	DIFF	TIME OF DAY
1 - D1	OUTLAP	46.852	44.046	141.3				12:04:37.702
2 - D1	24.404	37.978	40.521	241.0	1:42.903	159.31	3.152	12:06:20.605
3 - D1	23.955	37.515	39.684	243.2	1:41.154	162.07	1.403	12:08:01.759
4 - D1	23.735	37.193	39.209	243.7	1:40.137 (2)	163.71	0.386	12:09:41.896
5 - D1	24.111	36.836	39.065	244.3	1:40.012 D	163.92	0.261	12:11:21.908
6 - D1	23.988	36.476	39.927	243.7	1:40.394 D	163.30	0.640	12:13:02.299
7 - D1	23.574	38.009	40.633	244.8	1:42.216	160.38	2.465	12:14:44.515
8 - D1	23.608	37.817	39.440	245.4	1:40.865 (3)	162.53	1.114	12:16:25.380
9 - D1	23.871	36.931	38.949	246.0	1:39.751 (1)	164.35		12:18:05.131

Weather / Track : Sunny / Dry

Results can be found at www.tsl-timing.com

Page 6 of 6

Chang International
Circuit Length = 4.554 km
Start: 12:02 Flag 12:17 End: 12:20

Printed - 12:22 Saturday, 11 May 2019

Blancpain GT World Challenge Asia - GT3

QUALIFYING 1 - BEST SECTORS

SECTOR 1				SECTOR 2				SECTOR 3				IDEAL / BEST COMPARISON			
POS	NO	NAME	TIME	NO	NAME	TIME	NO	NAME	TIME	POS	NO	NAME	IDEAL	BEST	DIFF
													PERFECT LAP	1:34.007	
1	911	Absolute Racing	22.931	99	Craft-Bamboo Racir	34.566	99	Craft-Bamboo Racir	36.510	1	99	Craft-Bamboo Racing	1:34.209	1:34.322	0.113
2	918	Panther/AAS Motors	22.973	21	OpenRoad Racing	34.617	911	Absolute Racing	36.553	2	21	OpenRoad Racing	1:34.218	1:34.479	0.261
3	59	Singha Plan-B by Al	22.990	97	Solite Indigo Racing	34.757	12	Audi Sport Asia Tea	36.572	3	911	Absolute Racing	1:34.321	1:34.673	0.352
4	27	HubAuto Corsa	22.998	12	Audi Sport Asia Tea	34.789	21	OpenRoad Racing	36.601	4	12	Audi Sport Asia Team	1:34.418	1:34.787	0.369
5	912	Absolute Racing	22.999	912	Absolute Racing	34.814	912	Absolute Racing	36.739	5	912	Absolute Racing	1:34.552	1:34.665	0.113
6	21	OpenRoad Racing	23.000	911	Absolute Racing	34.837	918	Panther/AAS Motors	36.769	6	918	Panther/AAS Motors	1:34.744	1:34.827	0.083
7	75	T2 Motorsports	23.000	666	Vincenzo Sospiri Ra	34.938	97	Solite Indigo Racing	36.891	7	97	Solite Indigo Racing	1:34.817	1:34.855	0.038
8	12	Audi Sport Asia Tea	23.057	27	HubAuto Corsa	34.979	61	ABSSA Motorsport	36.902	8	27	HubAuto Corsa	1:34.993	1:35.048	0.055
9	666	Vincenzo Sospiri Ra	23.100	918	Panther/AAS Motors	35.002	27	HubAuto Corsa	37.016	9	666	Vincenzo Sospiri Raci	1:35.370	1:35.563	0.193
10	61	ABSSA Motorsport	23.102	999	Audi Sport Asia Tea	35.052	59	Singha Plan-B by Al	37.117	10	61	ABSSA Motorsport	1:35.382	1:35.396	0.014
11	99	Craft-Bamboo Racir	23.133	8	ARN Racing	35.200	88	Craft-Bamboo Racir	37.217	11	999	Audi Sport Asia Team	1:35.513	1:35.710	0.197
12	97	Solite Indigo Racing	23.169	26	B-Quik Racing	35.357	999	Audi Sport Asia Tea	37.219	12	59	Singha Plan-B by Abs	1:35.567	1:35.752	0.185
13	888	Triple Eight Race Er	23.208	61	ABSSA Motorsport	35.378	666	Vincenzo Sospiri Ra	37.332	13	88	Craft-Bamboo Racing	1:35.829	1:36.095	0.266
14	26	B-Quik Racing	23.216	88	Craft-Bamboo Racir	35.392	8	ARN Racing	37.342	14	8	ARN Racing	1:35.897	1:36.482	0.585
15	88	Craft-Bamboo Racir	23.220	59	Singha Plan-B by Al	35.460	910	JRM	37.712	15	75	T2 Motorsports	1:36.237	1:36.436	0.199
16	13	Audi Sport Asia Tea	23.229	75	T2 Motorsports	35.511	26	B-Quik Racing	37.715	16	26	B-Quik Racing	1:36.288	1:36.528	0.240
17	999	Audi Sport Asia Tea	23.242	910	JRM	35.566	75	T2 Motorsports	37.726	17	910	JRM	1:36.594	1:36.908	0.314
18	17	Anstone Racing	23.250	128	Vattana Motorsport	35.572	128	Vattana Motorsport	37.748	18	128	Vattana Motorsport	1:36.637	1:37.116	0.479
19	910	JRM	23.316	13	Audi Sport Asia Tea	35.687	13	Audi Sport Asia Tea	37.811	19	13	Audi Sport Asia Team	1:36.727	1:37.248	0.521
20	128	Vattana Motorsport	23.317	888	Triple Eight Race Er	35.801	888	Triple Eight Race Er	37.885	20	888	Triple Eight Race Eng	1:36.894	1:37.124	0.230
21	8	ARN Racing	23.355	16	Modena Motorsports	35.958	16	Modena Motorsports	38.286	21	16	Modena Motorsports	1:37.749	1:37.871	0.122
22	16	Modena Motorsports	23.505	17	Anstone Racing	36.228	17	Anstone Racing	38.291	22	17	Anstone Racing	1:37.769	1:37.845	0.076
23	55	Craft-Bamboo Racir	23.574	55	Craft-Bamboo Racir	36.476	51	AMAC Motorsport	38.386	23	51	AMAC Motorsport	1:38.864	1:38.864	0.000
24	51	AMAC Motorsport	23.640	51	AMAC Motorsport	36.838	55	Craft-Bamboo Racir	38.949	24	55	Craft-Bamboo Racing	1:38.999	1:39.751	0.752

Weather / Track : Sunny / Dry

Chang International

Circuit Length = 4.554 km

Start: 12:02 Flag 12:17 End: 12:20

Results can be found at www.tsl-timing.com

Printed - 12:23 Saturday, 11 May 2019

Blancpain GT World Challenge Asia - GT3

QUALIFYING 1 - BEST SPEEDS

POS	NO	NAME	VMAX	KPH
1	27	HubAuto Corsa		251.7
2	75	T2 Motorsports		251.7
3	918	Panther/AAS Motorsport		251.1
4	666	Vincenzo Sospiri Racing		251.1
5	59	Singha Plan-B by Absolute Racing		251.1
6	999	Audi Sport Asia Team TSRT		250.5
7	26	B-Quik Racing		250.5
8	888	Triple Eight Race Engineering Australia		250.5
9	12	Audi Sport Asia Team Absolute Racing		250.0
10	61	ABSSA Motorsport		250.0
11	17	Anstone Racing		250.0
12	912	Absolute Racing		249.4
13	8	ARN Racing		249.4
14	13	Audi Sport Asia Team Absolute Racing		249.4
15	128	Vattana Motorsport		248.8
16	911	Absolute Racing		248.2
17	88	Craft-Bamboo Racing		248.2
18	99	Craft-Bamboo Racing		247.7
19	21	OpenRoad Racing		247.7
20	97	Solite Indigo Racing		247.7
21	910	JRM		247.7
22	16	Modena Motorsports		247.7
23	51	AMAC Motorsport		246.0
24	55	Craft-Bamboo Racing		246.0

Weather / Track : Sunny / Dry

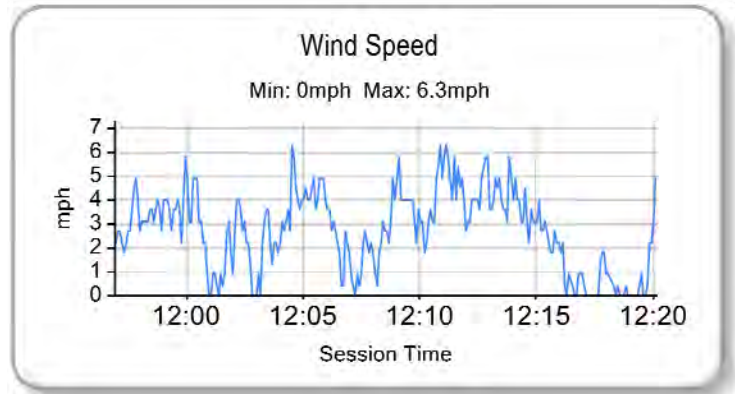
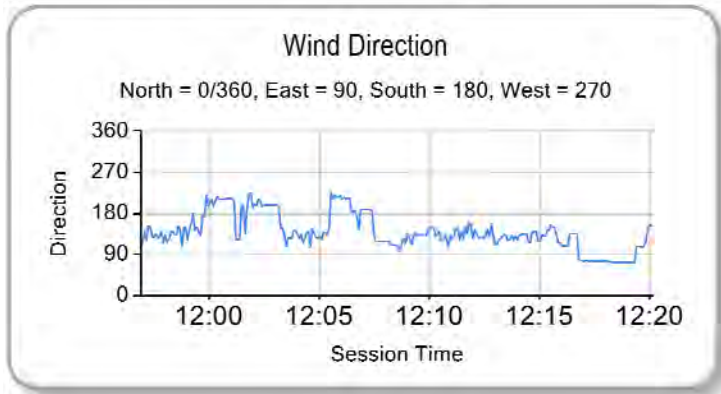
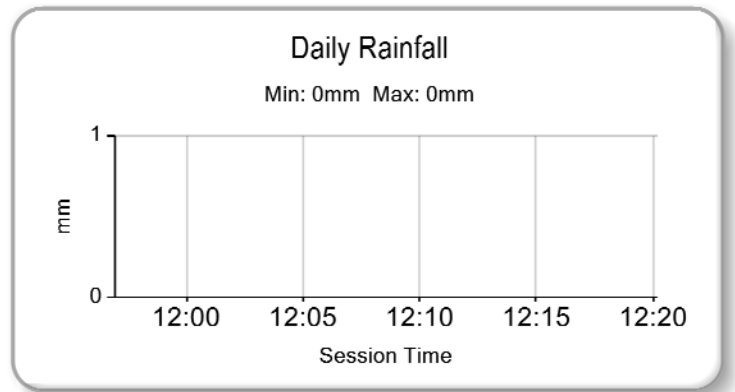
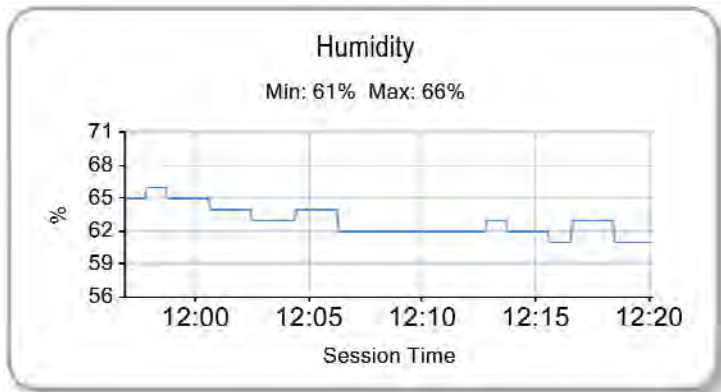
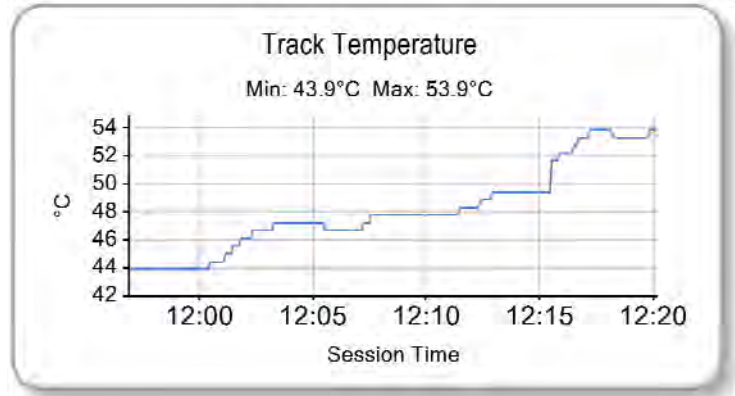
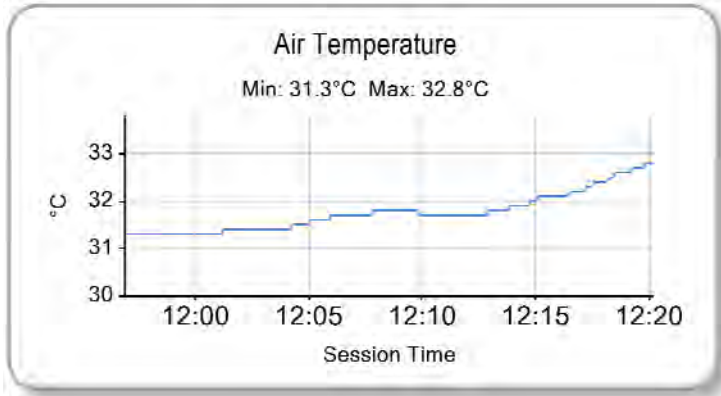
Results can be found at www.tsl-timing.com

Chang International
Circuit Length = 4.554 km
Start: 12:02 Flag 12:17 End: 12:20

Printed - 12:22 Saturday, 11 May 2019

Blancpain GT World Challenge Asia - GT3

QUALIFYING 1 - WEATHER CONDITIONS



Weather / Track : Sunny / Dry

Results can be found at www.tsl-timing.com

Chang International
 Circuit Length = 4.554 km
 Start: 12:02 Flag 12:17 End: 12:20

Printed - 12:30 Saturday, 11 May 2019

Blancpain GT World Challenge Asia - GT3

QUALIFYING 1 - STATISTICS

Competitors Started 24
Planned Start 2019-05-11 @ 12:02:00.000
Actual Start 2019-05-11 @ 12:02:04.416
Finish Time 2019-05-11 @ 12:17:03.071
Track Length 4.554km
Total Laps 190
Total Distance Covered 865.260km

Session Fastest Lap History

NO	CL	NAME	LAP TIME	TIME OF DAY	LAP	VEHICLE
88	GT3PA	Craft-Bamboo Racing <i>J. LEE</i>	1:38.072	12:05:25.011	2	Mercedes-AMG GT3
999	GT3S	Audi Sport Asia Team TSRT <i>W. CHEN</i>	1:36.701	12:05:29.941	2	Audi R8 LMS GT3 2019
918	GT3PA	Panther/AAS Motorsport <i>V. INTHRAPHUVASAK</i>	1:36.553	12:05:35.212	2	Porsche 911 GT3 R
12	GT3S	Audi Sport Asia Team Absolute Racing <i>W. TAN</i>	1:34.787	12:05:43.530	2	Audi R8 LMS GT3 2019
911	GT3S	Absolute Racing <i>T. SATHIENTHIRAKUL</i>	1:34.746	12:06:48.741	2	Porsche 911 GT3 R
21	GT3AM	OpenRoad Racing <i>F. TJIA</i>	1:34.479	12:08:15.509	3	Porsche 911 GT3 R
99	GT3S	Craft-Bamboo Racing <i>C. NIELSEN</i>	1:34.425	12:10:19.152	4	Mercedes-AMG GT3
99	GT3S	Craft-Bamboo Racing <i>C. NIELSEN</i>	1:34.322	12:15:09.269	7	Mercedes-AMG GT3

Flag History

TYPE	TIME OF DAY
GREEN	12:02:04.416
FINISH	12:17:03.071

Flag Statistics

TYPE	COUNT	TOTAL LAPS	TOTAL TIME
Green	1	9	18:04.539
Red	0	0	0.000
Safety Car	0	0	0.000
FCY	0	0	0.000

Weather / Track : Sunny / Dry

These results are provisional until the conclusion of any judicial and technical matters.

Chang International
Circuit Length = 4.554 km
Start: 12:02 Flag 12:17 End: 12:20

Race Director : Ravin	Stewards :	Timekeeper :
-----------------------	------------	--------------

Blancpain GT World Challenge Asia - GT3

QUALIFYING 1 - STATISTICS

CLASS : GT3S

7 Starters

Fastest Lap History

NO	NAME	LAP TIME	TIME OF DAY	LAP	VEHICLE
999	Audi Sport Asia Team TSRT <i>W. CHEN</i>	1:36.701	12:05:29.941	2	Audi R8 LMS GT3 2019
12	Audi Sport Asia Team Absolute Racing <i>W. TAN</i>	1:34.787	12:05:43.530	2	Audi R8 LMS GT3 2019
911	Absolute Racing <i>T. SATHIENTHIRAKUL</i>	1:34.746	12:06:48.741	2	Porsche 911 GT3 R
911	Absolute Racing <i>T. SATHIENTHIRAKUL</i>	1:34.673	12:08:23.415	3	Porsche 911 GT3 R
912	Absolute Racing <i>Y. BO</i>	1:34.667	12:10:02.838	4	Porsche 911 GT3 R
99	Craft-Bamboo Racing <i>C. NIELSEN</i>	1:34.425	12:10:19.152	4	Mercedes-AMG GT3
99	Craft-Bamboo Racing <i>C. NIELSEN</i>	1:34.322	12:15:09.269	7	Mercedes-AMG GT3

Weather / Track : Sunny / Dry

These results are provisional until the conclusion of any judicial and technical matters.

Chang International

Circuit Length = 4.554 km

Start: 12:02 Flag 12:17 End: 12:20

Race Director : Ravin	Stewards :	Timekeeper :
-----------------------	------------	--------------

Blancpain GT World Challenge Asia - GT3

QUALIFYING 1 - STATISTICS

CLASS : GT3PA

13 Starters

Fastest Lap History

NO	NAME	LAP TIME	TIME OF DAY	LAP	VEHICLE
88	Craft-Bamboo Racing <i>J. LEE</i>	1:38.072	12:05:25.011	2	Mercedes-AMG GT3
918	Panther/AAS Motorsport <i>V. INTHRAPHUVASAK</i>	1:36.553	12:05:35.212	2	Porsche 911 GT3 R
61	ABSSA Motorsport <i>K. SAWA</i>	1:35.725	12:06:59.187	2	McLaren 720S GT3
918	Panther/AAS Motorsport <i>V. INTHRAPHUVASAK</i>	1:35.469	12:07:10.682	3	Porsche 911 GT3 R
61	ABSSA Motorsport <i>K. SAWA</i>	1:35.396	12:08:34.584	3	McLaren 720S GT3
918	Panther/AAS Motorsport <i>V. INTHRAPHUVASAK</i>	1:35.125	12:08:45.806	4	Porsche 911 GT3 R
918	Panther/AAS Motorsport <i>V. INTHRAPHUVASAK</i>	1:34.827	12:10:20.634	5	Porsche 911 GT3 R

Weather / Track : Sunny / Dry

These results are provisional until the conclusion of any judicial and technical matters.

Chang International

Circuit Length = 4.554 km

Start: 12:02 Flag 12:17 End: 12:20

Race Director : Ravin	Stewards :	Timekeeper :
-----------------------	------------	--------------

Blancpain GT World Challenge Asia - GT3

QUALIFYING 1 - STATISTICS

CLASS : GT3AM

4 Starters

Fastest Lap History

NO	NAME	LAP TIME	TIME OF DAY	LAP	VEHICLE
128	Vattana Motorsport <i>C. ASAVAHAME</i>	1:38.691	12:06:00.341	2	Lamborghini Huracan GT3 EVO
26	B-Quik Racing <i>H. KIKS</i>	1:37.824	12:06:31.097	2	Audi R8 LMS GT3 2019
21	OpenRoad Racing <i>F. TJIA</i>	1:35.107	12:06:41.030	2	Porsche 911 GT3 R
21	OpenRoad Racing <i>F. TJIA</i>	1:34.479	12:08:15.509	3	Porsche 911 GT3 R

Weather / Track : Sunny / Dry

These results are provisional until the conclusion of any judicial and technical matters.

Chang International

Circuit Length = 4.554 km

Start: 12:02 Flag 12:17 End: 12:20

Race Director : Ravin

Stewards :

Timekeeper :

Blancpain GT World Challenge Asia - GT3

QUALIFYING 2 - CLASSIFICATION - FINAL

POS	NO	CL	PIC	TEAM / DRIVERS	CAR	TIME	ON	LAPS	GAP	DIFF	KPH
1	88	GT3PA	1	Craft-Bamboo Racing (HKG) Jeffrey LEE (TPE) / Alessio PICARIELLO (BEL)	Mercedes-AMG GT3	1:32.731	6	7			176.79
2	888	GT3PA	2	Triple Eight Race Engineering Australia (AUS) HH Prince Abdul Rahman IBRAHIM (MYS) / Jazeman JAAFAR (MYS)	Mercedes-AMG GT3	1:33.468	6	8	0.737	0.737	175.40
3	918	GT3PA	3	Panther/AAS Motorsport (CHN) Vutthikorn INTHRAPHUVASAK (THA) / Alexandre IMPERATORI (CHE)	Porsche 911 GT3 R	1:33.492	8	9	0.761	0.024	175.35
4	59	GT3PA	4	Singha Plan-B by Absolute Racing (THA) Bhurit BHIROMBHAKDI (THA) / Kantasak KUSIRI (THA)	Audi R8 LMS GT3 2019	1:33.675	5	6	0.944	0.183	175.01
5	13 *	GT3PA	5	Audi Sport Asia Team Absolute Racing (CHN) Jingzu SUN (CHN) / Congfu CHENG (CHN)	Audi R8 LMS GT3 2019	1:33.756	4	8	1.025	0.081	174.86
6	12 *	GT3S	1	Audi Sport Asia Team Absolute Racing (CHN) Weiron TAN (MYS) / Martin RUMP (EST)	Audi R8 LMS GT3 2019	1:33.772	6	8	1.041	0.016	174.83
7	910 *	GT3PA	6	JRM (CHN) Chao LI (CHN) / Chris VAN DER DRIFT (NZL)	Porsche 911 GT3 R	1:33.802	7	8	1.071	0.030	174.77
8	911 *	GT3S	2	Absolute Racing (CHN) Tanart SATHIENTHRAKUL (THA) / Phillip HAMPRECHT (DEU)	Porsche 911 GT3 R	1:33.880	8	9	1.149	0.078	174.63
9	97	GT3S	3	Solite Indigo Racing (KOR) Roelof BRUINS (KOR) / Manuel METZGER (DEU)	Mercedes-AMG GT3	1:33.900	5	6	1.169	0.020	174.59
10	16 *	GT3PA	7	Modena Motorsports (HKG) John SHEN (HKG) / Benny SIMONSEN (DNK)	Porsche 911 GT3 R	1:34.102	4	6	1.371	0.202	174.21
11	55	GT3PA	8	Craft-Bamboo Racing (HKG) Daniel AU (SGP) / Melvin MOH (MYS)	Mercedes-AMG GT3	1:34.185	8	9	1.454	0.083	174.06
12	666 *	GT3PA	9	Vincenzo Sospiri Racing (ITA) Alex AU (HKG) / Frederik SCHANDORFF (DNK)	Lamborghini Huracan GT3 EVO	1:34.361	8	9	1.630	0.176	173.74
13	17	GT3PA	10	Anstone Racing (CHN) Xu WEI (CHN) / Naoki YOKOMIZO (JPN)	Mercedes-AMG GT3	1:34.363	6	8	1.632	0.002	173.73
14	912 *	GT3S	4	Absolute Racing (CHN) Yuan BO (CHN) / Jono LESTER (NZL)	Porsche 911 GT3 R	1:34.571	4	8	1.840	0.208	173.35
15	75 *	GT3PA	11	T2 Motorsports (SGP) David TJIPTOBIANTORO (IDN) / Rio HARYANTO (IDN)	Ferrari 488 GT3	1:34.584	4	10	1.853	0.013	173.33
16	8	GT3PA	12	ARN Racing (JPN) Hiroaki NAGAI (JPN) / Yuta KAMIMURA (JPN)	Porsche 911 GT3 R	1:34.607	5	9	1.876	0.023	173.28
17	27	GT3S	5	HubAuto Corsa (TPE) Yuya SAKAMOTO (JPN) / Andre HEIMGARTNER (NZL)	Ferrari 488 GT3	1:34.647	3	5	1.916	0.040	173.21
18	999	GT3S	6	Audi Sport Asia Team TSRT (CHN) Weian CHEN (CHN) / Andre COUTO (MAC)	Audi R8 LMS GT3 2019	1:34.920	4	6	2.189	0.273	172.71
19	99 *	GT3S	7	Craft-Bamboo Racing (HKG) Darryl O'YOUNG (HKG) / Christina NIELSEN (DNK)	Mercedes-AMG GT3	1:34.948	3	7	2.217	0.028	172.66
20	61	GT3PA	13	ABSSA Motorsport (JPN) Piti BHIROMBHAKDI (THA) / Keita SAWA (JPN)	McLaren 720S GT3	1:35.170	3	5	2.439	0.222	172.26
21	51 *	GT3AM	1	AMAC Motorsport (AUS) Andrew MACPHERSON (AUS) / William Ben PORTER (AUS)	Lamborghini Huracan GT3 EVO	1:35.337	5	9	2.606	0.167	171.96
22	128	GT3AM	2	Vattana Motorsport (THA) Chonsawat ASAVAHAME (THA) / Akihiro ASAI (JPN)	Lamborghini Huracan GT3 EVO	1:35.483	5	9	2.752	0.146	171.69
23	21	GT3PA	14	OpenRoad Racing (HKG) Phillippe DESCOMBES (HKG) / Francis TJIA (HKG)	Porsche 911 GT3 R	1:35.549	4	9	2.818	0.066	171.58
24	26 *	GT3AM	3	B-Quik Racing (THA) Daniel BILSKI (AUS) / Henk KIKS (NLD)	Audi R8 LMS GT3 2019	1:37.898	9	9	5.167	2.349	167.46

CLASS GT3S QUALIFYING LAPTIME (115.0% of 1:33.772) = 1:47.837
 CLASS GT3PA QUALIFYING LAPTIME (115.0% of 1:32.731) = 1:46.640
 CLASS GT3AM QUALIFYING LAPTIME (115.0% of 1:35.337) = 1:49.637

No. 12, 16, 26, 51, 99, 999 - 1 Lap time disallowed; exceeding track limits.
 No. 666, 910, 912 - 2 Lap times disallowed; exceeding track limits.
 No. 13, 911 - 3 Lap times disallowed; exceeding track limits.
 No. 75 - 4 Lap times disallowed; exceeding track limits.

Weather / Track : Sunny / Dry

Chang International
 Circuit Length = 4.554 km
 Start: 12:24 Flag 12:39 End: 12:43

Race Director : Ravin	Stewards :	Timekeeper :
-----------------------	------------	--------------

Results can be found at www.tsl-timing.com

Printed - 14:25 Saturday, 11 May 2019

Blancpain GT World Challenge Asia - GT3

QUALIFYING 2 - CLASSIFICATION BY CLASS - FINAL

CLASS : GT3 - GT3S

POS	NO	NAME	ENTRY	TIME	ON	LAPS	GAP	DIFF	KPH
1	12	Audi Sport Asia Team Absolute Racing	Audi R8 LMS GT3 2019	1:33.772	6	8			174.83
2	911	Absolute Racing	Porsche 911 GT3 R	1:33.880	8	9	0.108	0.108	174.63
3	97	Solite Indigo Racing	Mercedes-AMG GT3	1:33.900	5	6	0.128	0.020	174.59
4	912	Absolute Racing	Porsche 911 GT3 R	1:34.571	4	8	0.799	0.671	173.35
5	27	HubAuto Corsa	Ferrari 488 GT3	1:34.647	3	5	0.875	0.076	173.21
6	999	Audi Sport Asia Team TSRT	Audi R8 LMS GT3 2019	1:34.920	4	6	1.148	0.273	172.71
7	99	Craft-Bamboo Racing	Mercedes-AMG GT3	1:34.948	3	7	1.176	0.028	172.66

CLASS : GT3 - GT3PA

POS	NO	NAME	ENTRY	TIME	ON	LAPS	GAP	DIFF	KPH
1	88	Craft-Bamboo Racing	Mercedes-AMG GT3	1:32.731	6	7			176.79
2	888	Triple Eight Race Engineering Australi	Mercedes-AMG GT3	1:33.468	6	8	0.737	0.737	175.40
3	918	Panther/AAS Motorsport	Porsche 911 GT3 R	1:33.492	8	9	0.761	0.024	175.35
4	59	Singha Plan-B by Absolute Racing	Audi R8 LMS GT3 2019	1:33.675	5	6	0.944	0.183	175.01
5	13	Audi Sport Asia Team Absolute Racing	Audi R8 LMS GT3 2019	1:33.756	4	8	1.025	0.081	174.86
6	910	JRM	Porsche 911 GT3 R	1:33.802	7	8	1.071	0.046	174.77
7	16	Modena Motorsports	Porsche 911 GT3 R	1:34.102	4	6	1.371	0.300	174.21
8	55	Craft-Bamboo Racing	Mercedes-AMG GT3	1:34.185	8	9	1.454	0.083	174.06
9	666	Vincenzo Sospiri Racing	Lamborghini Huracan GT3 EVO	1:34.361	8	9	1.630	0.176	173.74
10	17	Anstone Racing	Mercedes-AMG GT3	1:34.363	6	8	1.632	0.002	173.73
11	75	T2 Motorsports	Ferrari 488 GT3	1:34.584	4	10	1.853	0.221	173.33
12	8	ARN Racing	Porsche 911 GT3 R	1:34.607	5	9	1.876	0.023	173.28
13	61	ABSSA Motorsport	McLaren 720S GT3	1:35.170	3	5	2.439	0.563	172.26
14	21	OpenRoad Racing	Porsche 911 GT3 R	1:35.549	4	9	2.818	0.379	171.58

CLASS : GT3 - GT3AM

POS	NO	NAME	ENTRY	TIME	ON	LAPS	GAP	DIFF	KPH
1	51	AMAC Motorsport	Lamborghini Huracan GT3 EVO	1:35.337	5	9			171.96
2	128	Vattana Motorsport	Lamborghini Huracan GT3 EVO	1:35.483	5	9	0.146	0.146	171.69
3	26	B-Quik Racing	Audi R8 LMS GT3 2019	1:37.898	9	9	2.561	2.415	167.46

No. 12, 16, 26, 51, 99, 999 - 1 Lap time disallowed; exceeding track limits.

No. 666, 910, 912 - 2 Lap times disallowed; exceeding track limits.

No. 13, 911 - 3 Lap times disallowed; exceeding track limits.

No. 75 - 4 Lap times disallowed; exceeding track limits.

Weather / Track : Sunny / Dry

Chang International
Circuit Length = 4.554 km
Start: 12:24 Flag 12:39 End: 12:43

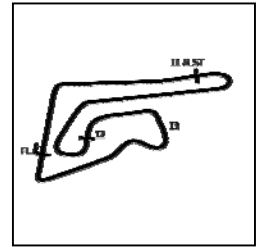
Race Director : Ravin	Stewards :	Timekeeper :
-----------------------	------------	--------------

Results can be found at www.tsl-timing.com

Printed - 14:28 Saturday, 11 May 2019

Blancpain GT World Challenge Asia - GT3

QUALIFYING 2 - SECTOR ANALYSIS



SECTOR 1 = FL to I1, SECTOR 2 = I1 to I2 SECTOR 3 = I2 to I3, SECTOR 4 = I3 to FL, DIFF = Difference To Personal Best Lap, P = Crossed Finish Line in Pit Lane, D = Time Disallowed

P1 88 GT3PA Craft-Bamboo Racing		Mercedes-AMG GT3						
IDEAL LAP TIME : 1:32.657		BEST LAP TIME : 1:32.731		DIFFERENCE : 0.074				
D1: Jeffrey LEE		D2: Alessio PICARIELLO						
LAP	SECTOR 1	SECTOR 2	SECTOR 3	SPEED TRAP	LAP TIME	KPH	DIFF	TIME OF DAY
1 - D2	OUTLAP	41.579	44.222	171.7				12:27:10.932
2 - D2	22.878	34.279	36.059	247.1	1:33.216 (3)	175.87	0.485	12:28:44.148
3 - D2	23.039	34.416	IN PIT	247.7	1:35.601 P	171.48	2.870	12:30:19.749
4 - D2	OUTLAP	37.285	38.185	247.1	2:55.904	93.20	1:23.173	12:33:15.653
5 - D2	22.837	34.316	35.713	249.4	1:32.866 (2)	176.53	0.135	12:34:48.519
6 - D2	22.719	34.225	35.787	250.0	1:32.731 (1)	176.79		12:36:21.250
7 - D2	22.795	36.341	IN PIT	246.0	1:38.305 P	166.77	5.574	12:37:59.555

P2 888 GT3PA Triple Eight Race Engineering Australia		Mercedes-AMG GT3						
IDEAL LAP TIME : 1:33.312		BEST LAP TIME : 1:33.468		DIFFERENCE : 0.156				
D1: HH Prince Abdul Rahman		D2: Jazeman JAAFAR						
LAP	SECTOR 1	SECTOR 2	SECTOR 3	SPEED TRAP	LAP TIME	KPH	DIFF	TIME OF DAY
1 - D2	OUTLAP	38.794	51.916	227.3				12:26:22.927
2 - D2	22.975	34.988	36.538	248.2	1:34.501	173.48	1.033	12:27:57.428
3 - D2	22.799	34.714	36.715	250.0	1:34.228 (3)	173.98	0.760	12:29:31.656
4 - D2	23.153	35.275	IN PIT	248.8	1:37.880 P	167.49	4.412	12:31:09.536
5 - D2	OUTLAP	37.849	38.898	165.8	3:14.245	84.40	1:40.777	12:34:23.781
6 - D2	22.955	34.397	36.116	249.4	1:33.468 (1)	175.40		12:35:57.249
7 - D2	22.820	34.419	36.348	250.5	1:33.587 (2)	175.17	0.119	12:37:30.836
8 - D2	22.862	34.586	IN PIT	250.5	1:36.271 P	170.29	2.803	12:39:07.107

P3 918 GT3PA Panther/AAS Motorsport		Porsche 911 GT3 R						
IDEAL LAP TIME : 1:33.343		BEST LAP TIME : 1:33.492		DIFFERENCE : 0.149				
D1: Vutthikorn INTRAPHUVA		D2: Alexandre IMPERATORI						
LAP	SECTOR 1	SECTOR 2	SECTOR 3	SPEED TRAP	LAP TIME	KPH	DIFF	TIME OF DAY
1 - D2	OUTLAP	40.468	42.500	128.8				12:26:09.015
2 - D2	23.142	34.663	36.313	243.7	1:34.118	174.18	0.626	12:27:43.133
3 - D2	22.856	34.532	36.179	246.5	1:33.567 (2)	175.21	0.075	12:29:16.700
4 - D2	22.916	34.370	IN PIT	248.8	1:37.245 P	168.58	3.753	12:30:53.945
5 - D2	OUTLAP	39.582	38.388	237.8	2:56.374	92.95	1:22.882	12:33:50.319
6 - D2	22.960	34.959	43.618	248.8	1:41.537	161.46	8.045	12:35:31.856
7 - D2	22.912	34.603	39.656	248.8	1:37.171	168.71	3.679	12:37:09.027
8 - D2	22.970	34.405	36.117	248.2	1:33.492 (1)	175.35		12:38:42.519
9 - D2	22.969	34.429	36.309	247.7	1:33.707 (3)	174.95	0.215	12:40:16.226

P4 59 GT3PA Singha Plan-B by Absolute Racing		Audi R8 LMS GT3 2019						
IDEAL LAP TIME : 1:33.560		BEST LAP TIME : 1:33.675		DIFFERENCE : 0.115				
D1: Bhurit BHIROMBHAKDI		D2: Kantasak KUSIRI						
LAP	SECTOR 1	SECTOR 2	SECTOR 3	SPEED TRAP	LAP TIME	KPH	DIFF	TIME OF DAY
1 - D2	OUTLAP	40.315	43.261	193.2				12:26:04.001
2 - D2	22.893	34.728	36.260	249.4	1:33.881 (2)	174.62	0.206	12:27:37.882
3 - D2	22.783	35.029	44.330	250.0	1:42.142	160.50	8.467	12:29:20.024
4 - D2	22.935	34.610	36.458	250.0	1:34.003 (3)	174.40	0.328	12:30:54.027
5 - D2	22.770	34.530	36.375	251.1	1:33.675 (1)	175.01		12:32:27.702
6 - D2	23.961	36.830	IN PIT	236.3	1:40.828 P	162.59	7.153	12:34:08.530

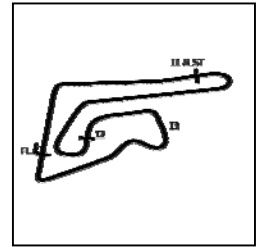
P5 13 GT3PA Audi Sport Asia Team Absolute Racing		Audi R8 LMS GT3 2019						
IDEAL LAP TIME : 1:33.383		BEST LAP TIME : 1:33.756		DIFFERENCE : 0.373				
D1: Jingzu SUN		D2: Congfu CHENG						
LAP	SECTOR 1	SECTOR 2	SECTOR 3	SPEED TRAP	LAP TIME	KPH	DIFF	TIME OF DAY
1 - D2	OUTLAP	41.328	45.231	212.1				12:27:13.054
2 - D2	23.041	34.690	36.758	247.7	1:34.489 (3)	173.50	0.733	12:28:47.543
3 - D2	22.966	34.572	36.448	248.8	1:33.986 (2)	174.43	0.230	12:30:21.529
4 - D2	22.879	34.471	36.406	250.0	1:33.756 (1)	174.86		12:31:55.285
5 - D2	22.976	35.618	IN PIT	250.0	1:37.658 P	167.87	3.902	12:33:32.943
6 - D2	OUTLAP	35.300	36.743	244.8	2:41.777	101.33	1:08.021	12:36:14.720

Weather / Track : Sunny / Dry

Chang International
Circuit Length = 4.554 km
Start: 12:24 Flag 12:39 End: 12:43

Blancpain GT World Challenge Asia - GT3

QUALIFYING 2 - SECTOR ANALYSIS



SECTOR 1 = FL to I1, SECTOR 2 = I1 to I2 SECTOR 3 = I2 to I3, SECTOR 4 = I3 to FL, DIFF = Difference To Personal Best Lap, P = Crossed Finish Line in Pit Lane, D = Time Disallowed

7 - D2	22.962	34.433	36.114	249.4	1:33.509 D	175.32		12:37:48.229
8 - D2	22.953	34.390	36.145	249.4	1:33.488 D	175.36		12:39:21.717

P6 12 GT3S Audi Sport Asia Team Absolute Racing		Audi R8 LMS GT3 2019						
IDEAL LAP TIME : 1:33.705		BEST LAP TIME : 1:33.772						
D1: Weiron TAN		D2: Martin RUMP						
LAP	SECTOR 1	SECTOR 2	SECTOR 3	SPEED TRAP	LAP TIME	KPH	DIFF	TIME OF DAY
1 - D2	OUTLAP	41.356	44.003	195.6				12:27:07.857
2 - D2	23.045	34.743	36.405	247.1	1:34.193 D	174.05	0.421	12:28:42.050
3 - D2	22.965	34.568	36.371	250.0	1:33.904 (3)	174.58	0.132	12:30:15.954
4 - D2	22.951	35.454	IN PIT	250.5	1:36.971 P	169.06	3.199	12:31:52.925
5 - D2	OUTLAP	48.334	39.280	144.0	3:19.539	82.16	1:45.767	12:35:12.464
6 - D2	23.003	34.436	36.333	249.4	1:33.772 (1)	174.83		12:36:46.236
7 - D2	23.028	34.421	36.352	250.0	1:33.801 (2)	174.77	0.029	12:38:20.037
8 - D2	23.051	34.601	IN PIT	250.0	1:37.544 P	168.07	3.772	12:39:57.581

P7 910 GT3PA JRM		Porsche 911 GT3 R						
IDEAL LAP TIME : 1:33.781		BEST LAP TIME : 1:33.802						
D1: Chao LI		D2: Chris VAN DER DRIFT						
LAP	SECTOR 1	SECTOR 2	SECTOR 3	SPEED TRAP	LAP TIME	KPH	DIFF	TIME OF DAY
1 - D2	OUTLAP	38.386	41.861	212.1				12:25:59.184
2 - D2	23.191	34.904	36.580	244.8	1:34.675	173.16	0.873	12:27:33.859
3 - D2	24.205	37.104	37.702	240.5	1:39.011 D	165.58	5.209	12:29:12.870
4 - D2	22.987	34.974	IN PIT	248.2	1:37.083 P	168.86	3.281	12:30:49.953
5 - D2	OUTLAP	39.056	37.876	179.1	4:31.331	60.42	2:57.529	12:35:21.284
6 - D2	22.947	34.681	36.566	246.0	1:34.194 (2)	174.04	0.392	12:36:55.478
7 - D2	22.930	34.639	36.233	247.7	1:33.802 (1)	174.77		12:38:29.280
8 - D2	23.038	34.618	36.544	246.5	1:34.200 (3)	174.03	0.398	12:40:03.480

P8 911 GT3S Absolute Racing		Porsche 911 GT3 R						
IDEAL LAP TIME : 1:33.721		BEST LAP TIME : 1:33.880						
D1: Tanart SATHIENTHIRAKUI		D2: Philip HAMPRECHT						
LAP	SECTOR 1	SECTOR 2	SECTOR 3	SPEED TRAP	LAP TIME	KPH	DIFF	TIME OF DAY
1 - D2	OUTLAP	40.222	41.772	206.1				12:26:01.655
2 - D2	22.938	35.043	36.416	245.4	1:34.397 D	173.67	0.517	12:27:36.052
3 - D2	22.857	34.738	36.359	246.5	1:33.954 (2)	174.49	0.074	12:29:10.006
4 - D2	22.918	35.295	IN PIT	248.2	1:36.215 P	170.39	2.335	12:30:46.221
5 - D2	OUTLAP	38.050	38.594	212.5	2:55.254	93.54	1:21.374	12:33:41.475
6 - D2	22.879	34.718	36.387	247.7	1:33.984 (3)	174.43	0.104	12:35:15.459
7 - D2	22.785	34.640	36.302	249.4	1:33.727 D	174.91		12:36:49.186
8 - D2	22.861	34.634	36.385	250.0	1:33.880 (1)	174.63		12:38:23.066
9 - D2	22.992	35.570	IN PIT	248.2	1:41.524 P	161.48	7.644	12:40:04.590

P9 97 GT3S Solite Indigo Racing		Mercedes-AMG GT3						
IDEAL LAP TIME : 1:33.881		BEST LAP TIME : 1:33.900						
D1: Roelof BRUINS		D2: Manuel METZGER						
LAP	SECTOR 1	SECTOR 2	SECTOR 3	SPEED TRAP	LAP TIME	KPH	DIFF	TIME OF DAY
1 - D2	OUTLAP	38.146	43.167	213.0				12:26:13.047
2 - D2	23.123	34.608	36.782	243.2	1:34.513	173.46	0.613	12:27:47.560
3 - D2	23.118	34.767	36.338	245.4	1:34.223 (2)	173.99	0.323	12:29:21.783
4 - D2	23.163	35.030	36.295	246.0	1:34.488 (3)	173.50	0.588	12:30:56.271
5 - D2	23.004	34.582	36.314	248.2	1:33.900 (1)	174.59		12:32:30.171
6 - D2	24.062	38.252	IN PIT	238.9	1:43.145 P	158.94	9.245	12:34:13.316

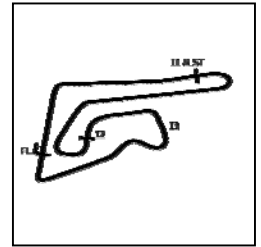
P10 16 GT3PA Modena Motorsports		Porsche 911 GT3 R						
IDEAL LAP TIME : 1:33.956		BEST LAP TIME : 1:34.102						
D1: John SHEN		D2: Benny SIMONSEN						
LAP	SECTOR 1	SECTOR 2	SECTOR 3	SPEED TRAP	LAP TIME	KPH	DIFF	TIME OF DAY
1 - D2	OUTLAP	37.224	IN PIT	236.3				12:25:46.367
2 - D2	OUTLAP	39.865	38.032	242.1	4:26.812	61.44	2:52.710	12:30:13.179

Weather / Track : Sunny / Dry

Chang International
Circuit Length = 4.554 km
Start: 12:24 Flag 12:39 End: 12:43

Blancpain GT World Challenge Asia - GT3

QUALIFYING 2 - SECTOR ANALYSIS



SECTOR 1 = FL to I1, SECTOR 2 = I1 to I2 SECTOR 3 = I2 to I3, SECTOR 4 = I3 to FL, DIFF = Difference To Personal Best Lap, P = Crossed Finish Line in Pit Lane, D = Time Disallowed

3 - D2	23.453	36.002	36.736	222.2	1:36.191 D	170.43	2.089	12:31:49.370
4 - D2	22.901	34.717	36.484	248.2	1:34.102 (1)	174.21		12:33:23.472
5 - D2	22.848	36.286	41.812	248.8	1:40.946 (3)	162.40	6.844	12:35:04.418
6 - D2	22.784	34.967	36.455	250.0	1:34.206 (2)	174.02	0.104	12:36:38.624

P11 55 GT3PA Craft-Bamboo Racing				Mercedes-AMG GT3				
IDEAL LAP TIME : 1:34.165		BEST LAP TIME : 1:34.185		DIFFERENCE : 0.020				
D1: Daniel AU		D2: Melvin MOH						
LAP	SECTOR 1	SECTOR 2	SECTOR 3	SPEED TRAP	LAP TIME	KPH	DIFF	TIME OF DAY
1 - D2	OUTLAP	43.266	45.826	163.3				12:27:14.925
2 - D2	23.440	35.233	36.913	243.7	1:35.586	171.51	1.401	12:28:50.511
3 - D2	23.215	34.865	36.505	246.0	1:34.585	173.32	0.400	12:30:25.096
4 - D2	23.142	34.722	36.612	247.1	1:34.476	173.52	0.291	12:31:59.572
5 - D2	23.219	35.015	36.714	246.0	1:34.948	172.66	0.763	12:33:34.520
6 - D2	23.199	34.699	36.481	245.4	1:34.379 (2)	173.70	0.194	12:35:08.899
7 - D2	23.080	34.789	36.559	246.0	1:34.428 (3)	173.61	0.243	12:36:43.327
8 - D2	23.100	34.679	36.406	246.0	1:34.185 (1)	174.06		12:38:17.512
9 - D2	23.129	34.846	36.466	245.4	1:34.441	173.59	0.256	12:39:51.953

P12 666 GT3PA Vincenzo Sospiri Racing				Lamborghini Huracan GT3 EVO				
IDEAL LAP TIME : 1:34.060		BEST LAP TIME : 1:34.361		DIFFERENCE : 0.301				
D1: Alex AU		D2: Frederik SCHANDORFF						
LAP	SECTOR 1	SECTOR 2	SECTOR 3	SPEED TRAP	LAP TIME	KPH	DIFF	TIME OF DAY
1 - D2	OUTLAP	36.216	43.426	243.7				12:25:51.759
2 - D2	23.196	35.142	37.053	247.7	1:35.391	171.86	1.030	12:27:27.150
3 - D2	22.917	35.160	IN PIT	248.8	1:37.505 P	168.13	3.144	12:29:04.655
4 - D2	OUTLAP	36.735	38.027	243.2	2:46.513	98.45	1:12.152	12:31:51.168
5 - D2	23.071	34.752	36.568	249.4	1:34.391 (2)	173.68	0.030	12:33:25.559
6 - D2	22.803	34.831	38.413	251.1	1:36.047 D	170.69	1.686	12:35:01.606
7 - D2	23.091	34.780	36.653	249.4	1:34.524 (3)	173.44	0.163	12:36:36.130
8 - D2	22.895	34.689	36.777	250.5	1:34.361 (1)	173.74		12:38:10.491
9 - D2	22.979	34.882	IN PIT	250.0	1:36.633 P	169.65	2.272	12:39:47.124

P13 17 GT3PA Anstone Racing				Mercedes-AMG GT3				
IDEAL LAP TIME : 1:34.330		BEST LAP TIME : 1:34.363		DIFFERENCE : 0.033				
D1: Xu WEI		D2: Naoki YOKOMIZO						
LAP	SECTOR 1	SECTOR 2	SECTOR 3	SPEED TRAP	LAP TIME	KPH	DIFF	TIME OF DAY
1 - D2	OUTLAP	46.442	44.391	90.3				12:27:53.773
2 - D2	23.975	36.351	39.480	246.5	1:39.806	164.26	5.443	12:29:33.579
3 - D2	22.995	34.785	37.070	250.5	1:34.850	172.84	0.487	12:31:08.429
4 - D2	23.124	34.904	36.902	250.0	1:34.930	172.69	0.567	12:32:43.359
5 - D2	22.964	34.835	36.848	250.5	1:34.647 (3)	173.21	0.284	12:34:18.006
6 - D2	22.997	34.623	36.743	250.5	1:34.363 (1)	173.73		12:35:52.369
7 - D2	23.139	42.235	38.700	230.2	1:44.074	157.52	9.711	12:37:36.443
8 - D2	22.967	34.690	36.924	251.1	1:34.581 (2)	173.33	0.218	12:39:11.024

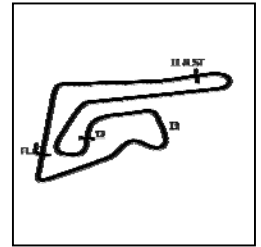
P14 912 GT3S Absolute Racing				Porsche 911 GT3 R				
IDEAL LAP TIME : 1:34.361		BEST LAP TIME : 1:34.571		DIFFERENCE : 0.210				
D1: Yuan BO		D2: Jono LESTER						
LAP	SECTOR 1	SECTOR 2	SECTOR 3	SPEED TRAP	LAP TIME	KPH	DIFF	TIME OF DAY
1 - D2	OUTLAP	43.670	49.544	135.3				12:26:16.717
2 - D2	23.273	35.054	37.099	244.3	1:35.426	171.80	0.855	12:27:52.143
3 - D2	23.047	34.928	36.614	246.0	1:34.589 (2)	173.32	0.018	12:29:26.732
4 - D2	23.097	34.726	36.748	247.1	1:34.571 (1)	173.35		12:31:01.303
5 - D2	23.146	34.740	36.722	248.2	1:34.608 (3)	173.28	0.037	12:32:35.911
6 - D2	23.328	48.446	38.685	247.7	1:50.459	148.42	15.888	12:34:26.370
7 - D2	23.021	34.984	36.697	249.4	1:34.702 D	173.11	0.131	12:36:01.072
8 - D2	24.644	37.898	IN PIT	218.1	1:42.843 P	159.41	8.272	12:37:43.915

Weather / Track : Sunny / Dry

Chang International
Circuit Length = 4.554 km
Start: 12:24 Flag 12:39 End: 12:43

Blancpain GT World Challenge Asia - GT3

QUALIFYING 2 - SECTOR ANALYSIS



SECTOR 1 = FL to I1, SECTOR 2 = I1 to I2 SECTOR 3 = I2 to I3, SECTOR 4 = I3 to FL, DIFF = Difference To Personal Best Lap, P = Crossed Finish Line in Pit Lane, D = Time Disallowed

P15 75 GT3PA T2 Motorsports			Ferrari 488 GT3					
IDEAL LAP TIME : 1:34.289		BEST LAP TIME : 1:34.584		DIFFERENCE : 0.295				
D1: David TJIPTOBIANTORO		D2: Rio HARYANTO						
LAP	SECTOR 1	SECTOR 2	SECTOR 3	SPEED TRAP	LAP TIME	KPH	DIFF	TIME OF DAY
1 - D2	OUTLAP	38.029	41.857	225.4				12:25:56.751
2 - D2	23.136	35.101	37.079	248.8	1:35.316 (2)	172.00	0.732	12:27:32.067
3 - D2	23.095	34.862	36.969	248.2	1:34.926 D	172.70	0.342	12:29:06.993
4 - D2	22.915	34.729	36.940	251.1	1:34.584 (1)	173.33		12:30:41.577
5 - D2	23.568	37.962	38.241	237.3	1:39.771	164.32	5.187	12:32:21.348
6 - D2	23.332	37.270	40.238	250.0	1:40.840 D	162.57	6.256	12:34:02.188
7 - D2	22.702	35.005	37.028	252.3	1:34.735 D	173.05	0.151	12:35:36.923
8 - D2	22.886	34.745	39.422	251.7	1:37.053	168.92	2.469	12:37:13.976
9 - D2	22.887	34.853	39.239	251.1	1:36.979 (3)	169.05	2.395	12:38:50.955
10 - D2	22.864	34.991	36.858	250.5	1:34.713 D	173.09	0.129	12:40:25.668

P16 8 GT3PA ARN Racing			Porsche 911 GT3 R					
IDEAL LAP TIME : 1:34.271		BEST LAP TIME : 1:34.607		DIFFERENCE : 0.336				
D1: Hiroaki NAGAI		D2: Yuta KAMIMURA						
LAP	SECTOR 1	SECTOR 2	SECTOR 3	SPEED TRAP	LAP TIME	KPH	DIFF	TIME OF DAY
1 - D2	OUTLAP	40.306	56.657	208.8				12:26:29.000
2 - D2	24.654	39.468	39.678	232.7	1:43.800	157.94	9.193	12:28:12.800
3 - D2	23.356	34.903	36.787	244.8	1:35.046	172.48	0.439	12:29:47.846
4 - D2	23.260	39.418	41.164	246.0	1:43.842	157.87	9.235	12:31:31.688
5 - D2	23.159	34.655	36.793	246.5	1:34.607 (1)	173.28		12:33:06.295
6 - D2	23.231	35.003	36.534	247.1	1:34.768 (2)	172.99	0.161	12:34:41.063
7 - D2	23.127	34.958	36.718	248.2	1:34.803 (3)	172.93	0.196	12:36:15.866
8 - D2	23.082	34.932	37.248	247.7	1:35.262	172.09	0.655	12:37:51.128
9 - D2	23.283	35.371	IN PIT	247.1	1:40.645 P	162.89	6.038	12:39:31.773

P17 27 GT3S HubAuto Corsa			Ferrari 488 GT3					
IDEAL LAP TIME : 1:34.517		BEST LAP TIME : 1:34.647		DIFFERENCE : 0.130				
D1: Yuya SAKAMOTO		D2: Andre HEIMGARTNER						
LAP	SECTOR 1	SECTOR 2	SECTOR 3	SPEED TRAP	LAP TIME	KPH	DIFF	TIME OF DAY
1 - D2	OUTLAP	39.167	51.481	211.7				12:26:25.602
2 - D2	23.226	34.890	36.835	248.2	1:34.951 (2)	172.66	0.304	12:28:00.553
3 - D2	23.011	34.760	36.876	250.0	1:34.647 (1)	173.21		12:29:35.200
4 - D2	22.966	34.716	40.119	251.1	1:37.801 (3)	167.63	3.154	12:31:13.001
5 - D2	23.012	34.788	IN PIT	251.1	1:40.540 P	163.06	5.893	12:32:53.541

P18 999 GT3S Audi Sport Asia Team TSRT			Audi R8 LMS GT3 2019					
IDEAL LAP TIME : 1:34.843		BEST LAP TIME : 1:34.920		DIFFERENCE : 0.077				
D1: Weian CHEN		D2: Andre COUTO						
LAP	SECTOR 1	SECTOR 2	SECTOR 3	SPEED TRAP	LAP TIME	KPH	DIFF	TIME OF DAY
1 - D2	OUTLAP	38.020	38.294	175.6				12:29:00.792
2 - D2	23.273	35.089	37.151	248.2	1:35.513 (3)	171.64	0.593	12:30:36.305
3 - D2	23.244	35.292	36.957	250.0	1:35.493 (2)	171.68	0.573	12:32:11.798
4 - D2	23.015	34.871	37.034	249.4	1:34.920 (1)	172.71		12:33:46.718
5 - D2	23.856	36.416	37.788	218.6	1:38.060	167.18	3.140	12:35:24.778
6 - D2	25.860	38.508	IN PIT	179.4	1:48.573 P	150.99	13.653	12:37:13.351

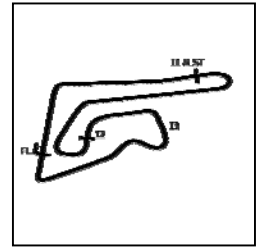
P19 99 GT3S Craft-Bamboo Racing			Mercedes-AMG GT3					
IDEAL LAP TIME : 1:34.918		BEST LAP TIME : 1:34.948		DIFFERENCE : 0.030				
D1: Darryl O'YOUNG		D2: Christina NIELSEN						
LAP	SECTOR 1	SECTOR 2	SECTOR 3	SPEED TRAP	LAP TIME	KPH	DIFF	TIME OF DAY
1 - D2	OUTLAP	37.940	49.858	236.3				12:27:28.091
2 - D2	23.543	35.511	36.857	244.3	1:35.911 (3)	170.93	0.963	12:29:04.002
3 - D2	23.373	34.744	36.831	244.8	1:34.948 (1)	172.66		12:30:38.950
4 - D2	23.423	36.001	37.221	245.4	1:36.645	169.63	1.697	12:32:15.595
5 - D2	23.517	34.951	37.136	245.4	1:35.604 D	171.48	0.656	12:33:51.199
6 - D2	23.343	34.940	36.968	246.5	1:35.251 (2)	172.11	0.303	12:35:26.450

Chang International
Circuit Length = 4.554 km
Start: 12:24 Flag 12:39 End: 12:43

Weather / Track : Sunny / Dry

Blancpain GT World Challenge Asia - GT3

QUALIFYING 2 - SECTOR ANALYSIS



SECTOR 1 = FL to I1, SECTOR 2 = I1 to I2 SECTOR 3 = I2 to I3, SECTOR 4 = I3 to FL, DIFF = Difference To Personal Best Lap, P = Crossed Finish Line in Pit Lane, D = Time Disallowed
 7 - D2 23.351 35.441 IN PIT 246.0 1:41.560 P 161.42 6.612 12:37:08.010

P20 61 GT3PA ABSSA Motorsport			McLaren 720S GT3					
IDEAL LAP TIME : 1:35.047			BEST LAP TIME : 1:35.170		DIFFERENCE : 0.123			
D1: Piti BHIROMBHAKDI			D2: Keita SAWA					
LAP	SECTOR 1	SECTOR 2	SECTOR 3	SPEED TRAP	LAP TIME	KPH	DIFF	TIME OF DAY
1 - D2	OUTLAP	38.381	50.326	194.9				12:27:25.977
2 - D2	23.077	35.080	47.869	248.8	1:46.026 (3)	154.62	10.856	12:29:12.003
3 - D2	23.150	34.883	37.137	251.1	1:35.170 (1)	172.26		12:30:47.173
4 - D2	23.035	34.875	37.437	252.3	1:35.347 (2)	171.94	0.177	12:32:22.520
5 - D2	23.058	35.508	IN PIT	253.5	1:40.980 P	162.35	5.810	12:34:03.500

P21 51 GT3AM AMAC Motorsport			Lamborghini Huracan GT3 EVO					
IDEAL LAP TIME : 1:35.120			BEST LAP TIME : 1:35.337		DIFFERENCE : 0.217			
D1: Andrew MACPHERSON			D2: William Ben PORTER					
LAP	SECTOR 1	SECTOR 2	SECTOR 3	SPEED TRAP	LAP TIME	KPH	DIFF	TIME OF DAY
1 - D2	OUTLAP	38.796	51.231	206.8				12:26:26.345
2 - D2	23.488	35.523	37.130	243.7	1:36.141	170.52	0.804	12:28:02.486
3 - D2	23.852	35.136	36.959	244.8	1:35.947 D	170.86	0.610	12:29:38.433
4 - D2	23.587	35.191	37.318	245.4	1:36.096	170.60	0.759	12:31:14.529
5 - D2	23.409	34.943	36.985	247.1	1:35.337 (1)	171.96		12:32:49.866
6 - D2	23.316	36.088	38.816	247.1	1:38.220	166.91	2.883	12:34:28.086
7 - D2	23.325	35.362	36.861	247.7	1:35.548 (2)	171.58	0.211	12:36:03.634
8 - D2	23.355	35.535	37.188	247.7	1:36.078	170.63	0.741	12:37:39.712
9 - D2	23.384	35.310	37.348	247.7	1:36.042 (3)	170.70	0.705	12:39:15.754

P22 128 GT3AM Vattana Motorsport			Lamborghini Huracan GT3 EVO					
IDEAL LAP TIME : 1:35.381			BEST LAP TIME : 1:35.483		DIFFERENCE : 0.102			
D1: Chonsawat ASAVAHAAME			D2: Akihiro ASAI					
LAP	SECTOR 1	SECTOR 2	SECTOR 3	SPEED TRAP	LAP TIME	KPH	DIFF	TIME OF DAY
1 - D2	OUTLAP	43.303	40.361	145.3				12:26:44.502
2 - D2	23.771	35.606	37.264	242.1	1:36.641	169.64	1.158	12:28:21.143
3 - D2	23.374	35.437	37.148	247.1	1:35.959	170.84	0.476	12:29:57.102
4 - D2	23.426	35.254	37.218	245.4	1:35.898	170.95	0.415	12:31:33.000
5 - D2	23.268	35.144	37.071	246.5	1:35.483 (1)	171.69		12:33:08.483
6 - D2	23.295	35.365	36.969	247.7	1:35.629 (2)	171.43	0.146	12:34:44.112
7 - D2	23.332	41.897	39.081	247.7	1:44.310	157.16	8.827	12:36:28.422
8 - D2	23.272	35.414	36.973	246.5	1:35.659 (3)	171.38	0.176	12:38:04.081
9 - D2	23.387	35.338	37.802	246.5	1:36.527	169.84	1.044	12:39:40.608

P23 21 GT3AM OpenRoad Racing			Porsche 911 GT3 R					
IDEAL LAP TIME : 1:35.409			BEST LAP TIME : 1:35.549		DIFFERENCE : 0.140			
D1: Philippe DESCOMBES			D2: Francis TJIA					
LAP	SECTOR 1	SECTOR 2	SECTOR 3	SPEED TRAP	LAP TIME	KPH	DIFF	TIME OF DAY
1 - D2	OUTLAP	38.464	40.882	227.3				12:26:37.160
2 - D2	23.536	35.738	37.552	243.7	1:36.826	169.31	1.277	12:28:13.986
3 - D2	23.265	35.632	36.958	246.5	1:35.855 (3)	171.03	0.306	12:29:49.841
4 - D2	23.117	35.344	37.088	247.1	1:35.549 (1)	171.58		12:31:25.390
5 - D2	23.670	35.476	38.813	246.5	1:37.959	167.35	2.410	12:33:03.349
6 - D2	23.354	35.512	37.627	247.1	1:36.493	169.90	0.944	12:34:39.842
7 - D2	23.139	36.973	43.887	248.8	1:43.999	157.63	8.450	12:36:23.841
8 - D2	23.107	35.446	37.152	248.8	1:35.705 (2)	171.30	0.156	12:37:59.546
9 - D2	23.586	35.979	IN PIT	246.5	1:40.924 P	162.44	5.375	12:39:40.470

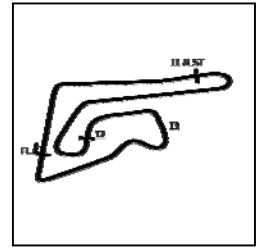
P24 26 GT3AM B-Quik Racing			Audi R8 LMS GT3 2019					
IDEAL LAP TIME : 1:37.662			BEST LAP TIME : 1:37.898		DIFFERENCE : 0.236			
D1: Daniel BILSKI			D2: Henk KIKS					
LAP	SECTOR 1	SECTOR 2	SECTOR 3	SPEED TRAP	LAP TIME	KPH	DIFF	TIME OF DAY
1 - D2	OUTLAP	43.440	45.366	151.8				12:27:16.021
2 - D2	23.927	37.311	38.613	247.1	1:39.851	164.18	1.953	12:28:55.872

Weather / Track : Sunny / Dry

Chang International
 Circuit Length = 4.554 km
 Start: 12:24 Flag 12:39 End: 12:43

Blancpain GT World Challenge Asia - GT3

QUALIFYING 2 - SECTOR ANALYSIS



SECTOR 1 = FL to I1, SECTOR 2 = I1 to I2 SECTOR 3 = I2 to I3, SECTOR 4 = I3 to FL, DIFF = Difference To Personal Best Lap, P = Crossed Finish Line in Pit Lane, D = Time Disallowed

3 - D2	23.723	36.900	38.894	248.8	1:39.517	164.73	1.619	12:30:35.389
4 - D2	23.714	37.606	39.911	248.2	1:41.231	161.95	3.333	12:32:16.620
5 - D2	23.820	36.490	38.705	249.4	1:39.015 (3)	165.57	1.117	12:33:55.635
6 - D2	23.253	36.435	38.522	250.5	1:38.210 (2)	166.93	0.312	12:35:33.845
7 - D2	23.434	36.404	41.120	250.5	1:40.958	162.38	3.060	12:37:14.803
8 - D2	23.169	36.751	39.681	251.7	1:39.604 D	164.60	1.703	12:38:54.404
9 - D2	23.405	36.379	38.114	249.4	1:37.898 (1)	167.46		12:40:32.302

Blancpain GT World Challenge Asia - GT3

QUALIFYING 2 - BEST SECTORS

SECTOR 1				SECTOR 2				SECTOR 3				IDEAL / BEST COMPARISON			
POS	NO	NAME	TIME	NO	NAME	TIME	NO	NAME	TIME	POS	NO	NAME	IDEAL	BEST	DIFF
													PERFECT LAP	1:32.640	
1	75	T2 Motorsports	22.702	88	Craft-Bamboo Racir	34.225	88	Craft-Bamboo Racir	35.713	1	88	Craft-Bamboo Racing	1:32.657	1:32.731	0.074
2	88	Craft-Bamboo Racir	22.719	918	Panther/AAS Motors	34.370	13	Audi Sport Asia Tea	36.114	2	888	Triple Eight Race Eng	1:33.312	1:33.468	0.156
3	59	Singha Plan-B by Al	22.770	13	Audi Sport Asia Tea	34.390	888	Triple Eight Race Er	36.116	3	918	Panther/AAS Motors	1:33.343	1:33.492	0.149
4	16	Modena Motorsports	22.784	888	Triple Eight Race Er	34.397	918	Panther/AAS Motors	36.117	4	13	Audi Sport Asia Team	1:33.383	1:33.756	0.373
5	911	Absolute Racing	22.785	12	Audi Sport Asia Tea	34.421	910	JRM	36.233	5	59	Singha Plan-B by Abs	1:33.560	1:33.675	0.115
6	888	Triple Eight Race Er	22.799	59	Singha Plan-B by Al	34.530	59	Singha Plan-B by Al	36.260	6	12	Audi Sport Asia Team	1:33.705	1:33.772	0.067
7	666	Vincenzo Sospiri Ra	22.803	97	Solite Indigo Racing	34.582	97	Solite Indigo Racing	36.295	7	911	Absolute Racing	1:33.721	1:33.880	0.159
8	918	Panther/AAS Motors	22.856	910	JRM	34.618	911	Absolute Racing	36.302	8	910	JRM	1:33.781	1:33.802	0.021
9	13	Audi Sport Asia Tea	22.879	17	Anstone Racing	34.623	12	Audi Sport Asia Tea	36.333	9	97	Solite Indigo Racing	1:33.881	1:33.900	0.019
10	910	JRM	22.930	911	Absolute Racing	34.634	55	Craft-Bamboo Racir	36.406	10	16	Modena Motorsports	1:33.956	1:34.102	0.146
11	12	Audi Sport Asia Tea	22.951	8	ARN Racing	34.655	16	Modena Motorsports	36.455	11	666	Vincenzo Sospiri Raci	1:34.060	1:34.361	0.301
12	17	Anstone Racing	22.964	55	Craft-Bamboo Racir	34.679	8	ARN Racing	36.534	12	55	Craft-Bamboo Racing	1:34.165	1:34.185	0.020
13	27	HubAuto Corsa	22.966	666	Vincenzo Sospiri Ra	34.689	666	Vincenzo Sospiri Ra	36.568	13	8	ARN Racing	1:34.271	1:34.607	0.336
14	97	Solite Indigo Racing	23.004	27	HubAuto Corsa	34.716	912	Absolute Racing	36.614	14	75	T2 Motorsports	1:34.289	1:34.584	0.295
15	999	Audi Sport Asia Tea	23.015	16	Modena Motorsports	34.717	17	Anstone Racing	36.743	15	17	Anstone Racing	1:34.330	1:34.363	0.033
16	912	Absolute Racing	23.021	912	Absolute Racing	34.726	99	Craft-Bamboo Racir	36.831	16	912	Absolute Racing	1:34.361	1:34.571	0.210
17	61	ABSSA Motorsport	23.035	75	T2 Motorsports	34.729	27	HubAuto Corsa	36.835	17	27	HubAuto Corsa	1:34.517	1:34.647	0.130
18	55	Craft-Bamboo Racir	23.080	99	Craft-Bamboo Racir	34.744	75	T2 Motorsports	36.858	18	999	Audi Sport Asia Team	1:34.843	1:34.920	0.077
19	8	ARN Racing	23.082	999	Audi Sport Asia Tea	34.871	51	AMAC Motorsport	36.861	19	99	Craft-Bamboo Racing	1:34.918	1:34.948	0.030
20	21	OpenRoad Racing	23.107	61	ABSSA Motorsport	34.875	999	Audi Sport Asia Tea	36.957	20	61	ABSSA Motorsport	1:35.047	1:35.170	0.123
21	26	B-Quik Racing	23.169	51	AMAC Motorsport	34.943	21	OpenRoad Racing	36.958	21	51	AMAC Motorsport	1:35.120	1:35.337	0.217
22	128	Vattana Motorsport	23.268	128	Vattana Motorsport	35.144	128	Vattana Motorsport	36.969	22	128	Vattana Motorsport	1:35.381	1:35.483	0.102
23	51	AMAC Motorsport	23.316	21	OpenRoad Racing	35.344	61	ABSSA Motorsport	37.137	23	21	OpenRoad Racing	1:35.409	1:35.549	0.140
24	99	Craft-Bamboo Racir	23.343	26	B-Quik Racing	36.379	26	B-Quik Racing	38.114	24	26	B-Quik Racing	1:37.662	1:37.898	0.236

Weather / Track : Sunny / Dry

Chang International

Circuit Length = 4.554 km

Start: 12:24 Flag 12:39 End: 12:43

Results can be found at www.tsl-timing.com

Printed - 12:50 Saturday, 11 May 2019

Blancpain GT World Challenge Asia - GT3

QUALIFYING 2 - BEST SPEEDS

POS	NO	NAME	VMAX	KPH
1	61	ABSSA Motorsport		253.5
2	75	T2 Motorsports		252.3
3	26	B-Quik Racing		251.7
4	59	Singha Plan-B by Absolute Racing		251.1
5	666	Vincenzo Sospiri Racing		251.1
6	17	Anstone Racing		251.1
7	27	HubAuto Corsa		251.1
8	888	Triple Eight Race Engineering Australia		250.5
9	12	Audi Sport Asia Team Absolute Racing		250.5
10	88	Craft-Bamboo Racing		250.0
11	13	Audi Sport Asia Team Absolute Racing		250.0
12	911	Absolute Racing		250.0
13	16	Modena Motorsports		250.0
14	999	Audi Sport Asia Team TSRT		250.0
15	912	Absolute Racing		249.4
16	918	Panther/AAS Motorsport		248.8
17	21	OpenRoad Racing		248.8
18	910	JRM		248.2
19	97	Solite Indigo Racing		248.2
20	8	ARN Racing		248.2
21	51	AMAC Motorsport		247.7
22	128	Vattana Motorsport		247.7
23	55	Craft-Bamboo Racing		247.1
24	99	Craft-Bamboo Racing		246.5

Weather / Track : Sunny / Dry

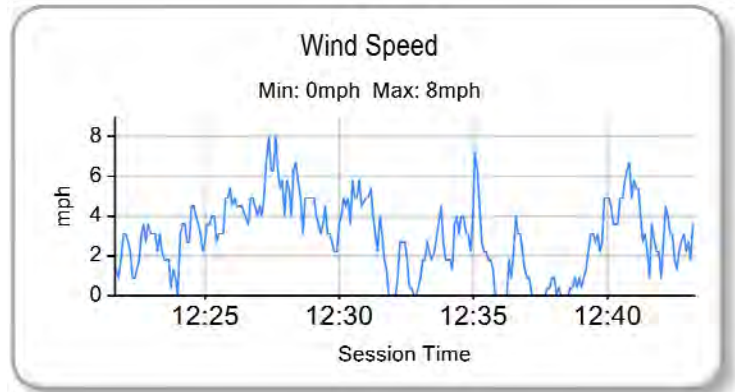
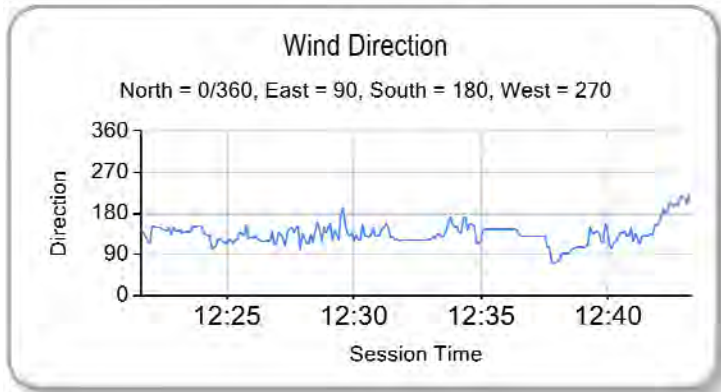
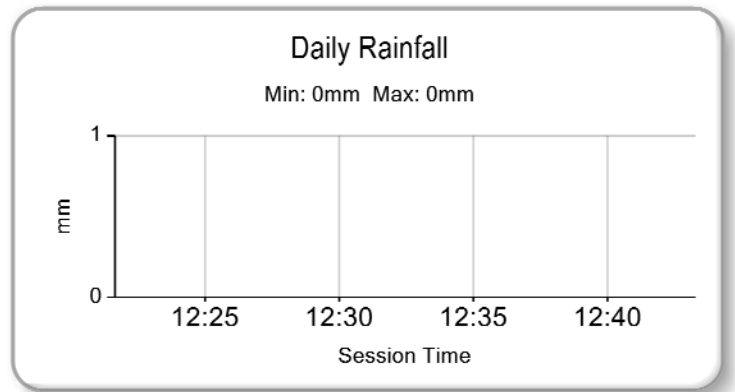
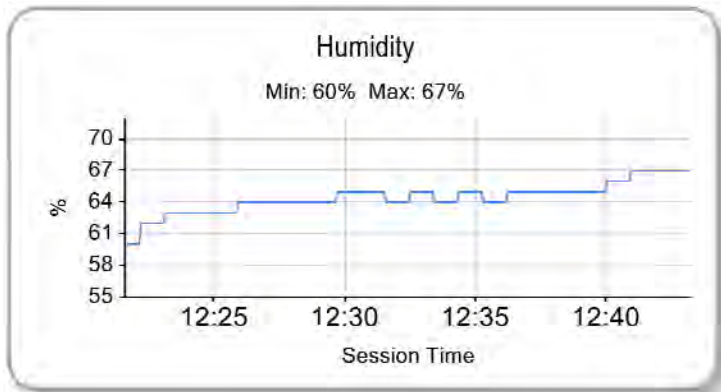
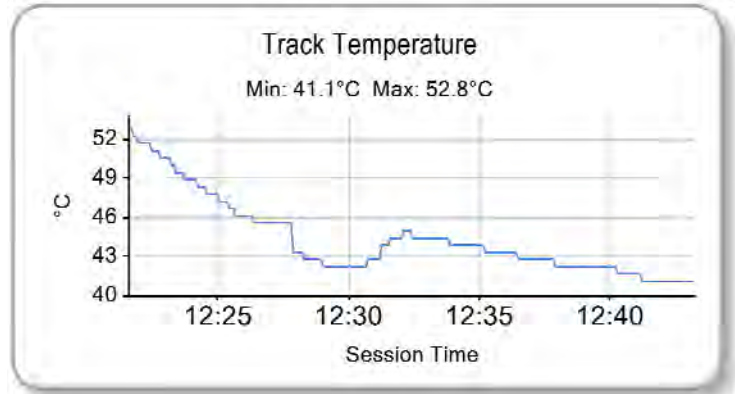
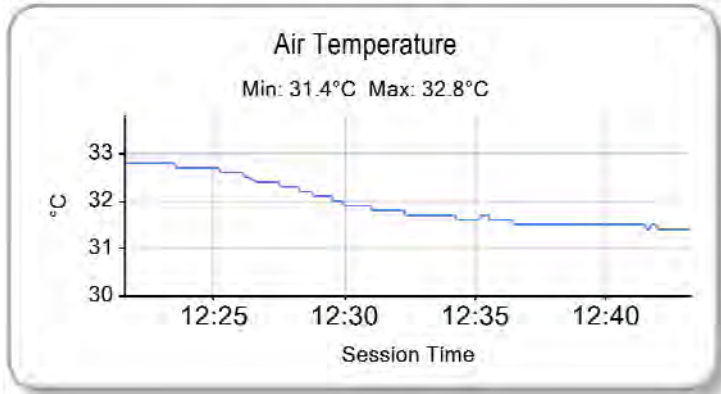
Results can be found at www.tsl-timing.com

Chang International
Circuit Length = 4.554 km
Start: 12:24 Flag 12:39 End: 12:43

Printed - 12:50 Saturday, 11 May 2019

Blancpain GT World Challenge Asia - GT3

QUALIFYING 2 - WEATHER CONDITIONS



Blancpain GT World Challenge Asia - GT3

QUALIFYING 2 - STATISTICS

Competitors Started	24
Planned Start	2019-05-11 @ 12:24:00.000
Actual Start	2019-05-11 @ 12:24:02.467
Finish Time	2019-05-11 @ 12:39:04.852
Track Length	4.554km
Total Laps	187
Total Distance Covered	851.598km

Session Fastest Lap History

NO	CL	NAME	LAP TIME	TIME OF DAY	LAP	VEHICLE
666	GT3PA	Vincenzo Sospiri Racing <i>F. SCHANDORFF</i>	1:35.391	12:27:27.174	2	Lamborghini Huracan GT3
75	GT3PA	T2 Motorsports <i>D. TJIPTOBIANTORO</i>	1:35.316	12:27:32.087	2	Ferrari 488 GT3
910	GT3PA	JRM <i>C. VAN DER DRIFT</i>	1:34.675	12:27:33.885	2	Porsche 911 GT3 R
59	GT3PA	Singha Plan-B by Absolute Racing <i>K. KUSIRI</i>	1:33.881	12:27:37.905	2	Audi R8 LMS GT3 2019
88	GT3PA	Craft-Bamboo Racing <i>A. PICARIELLO</i>	1:33.216	12:28:44.173	2	Mercedes-AMG GT3
88	GT3PA	Craft-Bamboo Racing <i>A. PICARIELLO</i>	1:32.866	12:34:48.544	5	Mercedes-AMG GT3
88	GT3PA	Craft-Bamboo Racing <i>A. PICARIELLO</i>	1:32.731	12:36:21.274	6	Mercedes-AMG GT3

Flag History

TYPE	TIME OF DAY
GREEN	12:24:02.467
FINISH	12:39:04.852

Flag Statistics

TYPE	COUNT	TOTAL LAPS	TOTAL TIME
Green	1	10	19:14.741
Red	0	0	0.000
Safety Car	0	0	0.000
FCY	0	0	0.000

Weather / Track : Sunny / Dry

These results are provisional until the conclusion of any judicial and technical matters.

Chang International
Circuit Length = 4.554 km
Start: 12:24 Flag 12:39 End: 12:43

Race Director : Ravin	Stewards :	Timekeeper :
-----------------------	------------	--------------

Blancpain GT World Challenge Asia - GT3

QUALIFYING 2 - STATISTICS

CLASS : GT3S

7 Starters

Fastest Lap History

NO	NAME	LAP TIME	TIME OF DAY	LAP	VEHICLE
97	Solite Indigo Racing <i>M. METZGER</i>	1:34.513	12:27:47.584	2	Mercedes-AMG GT3
911	Absolute Racing <i>P. HAMPRECHT</i>	1:33.954	12:29:10.031	3	Porsche 911 GT3 R
12	Audi Sport Asia Team Absolute Racing <i>M. RUMP</i>	1:33.904	12:30:15.978	3	Audi R8 LMS GT3 2019
97	Solite Indigo Racing <i>M. METZGER</i>	1:33.900	12:32:30.196	5	Mercedes-AMG GT3
12	Audi Sport Asia Team Absolute Racing <i>M. RUMP</i>	1:33.772	12:36:46.259	6	Audi R8 LMS GT3 2019

Weather / Track : Sunny / Dry

These results are provisional until the conclusion of any judicial and technical matters.

Chang International

Circuit Length = 4.554 km

Start: 12:24 Flag 12:39 End: 12:43

Race Director : Ravin

Stewards :

Timekeeper :

Blancpain GT World Challenge Asia - GT3

QUALIFYING 2 - STATISTICS

CLASS : GT3PA

13 Starters

Fastest Lap History

NO	NAME	LAP TIME	TIME OF DAY	LAP	VEHICLE
666	Vincenzo Sospiri Racing <i>F. SCHANDORFF</i>	1:35.391	12:27:27.174	2	Lamborghini Huracan GT3 EVO
75	T2 Motorsports <i>D. TJIPTOBIANTORO</i>	1:35.316	12:27:32.087	2	Ferrari 488 GT3
910	JRM <i>C. VAN DER DRIFT</i>	1:34.675	12:27:33.885	2	Porsche 911 GT3 R
59	Singha Plan-B by Absolute Racing <i>K. KUSIRI</i>	1:33.881	12:27:37.905	2	Audi R8 LMS GT3 2019
88	Craft-Bamboo Racing <i>A. PICARIELLO</i>	1:33.216	12:28:44.173	2	Mercedes-AMG GT3
88	Craft-Bamboo Racing <i>A. PICARIELLO</i>	1:32.866	12:34:48.544	5	Mercedes-AMG GT3
88	Craft-Bamboo Racing <i>A. PICARIELLO</i>	1:32.731	12:36:21.274	6	Mercedes-AMG GT3

Weather / Track : Sunny / Dry

These results are provisional until the conclusion of any judicial and technical matters.

Chang International

Circuit Length = 4.554 km

Start: 12:24 Flag 12:39 End: 12:43

Race Director : Ravin	Stewards :	Timekeeper :
-----------------------	------------	--------------

Blancpain GT World Challenge Asia - GT3

QUALIFYING 2 - STATISTICS

CLASS : GT3AM

4 Starters

Fastest Lap History

NO	NAME	LAP TIME	TIME OF DAY	LAP	VEHICLE
51	AMAC Motorsport <i>W. PORTER</i>	1:36.141	12:28:02.510	2	Lamborghini Huracan GT3 EVO
21	OpenRoad Racing <i>P. DESCOMBES</i>	1:35.855	12:29:49.868	3	Porsche 911 GT3 R
21	OpenRoad Racing <i>P. DESCOMBES</i>	1:35.549	12:31:25.416	4	Porsche 911 GT3 R
51	AMAC Motorsport <i>W. PORTER</i>	1:35.337	12:32:49.890	5	Lamborghini Huracan GT3 EVO

Weather / Track : Sunny / Dry

These results are provisional until the conclusion of any judicial and technical matters.

Chang International

Circuit Length = 4.554 km

Start: 12:24 Flag 12:39 End: 12:43

Race Director : Ravin

Stewards :

Timekeeper :

Blancpain GT World Challenge Asia

RACE 1 - GRID (60 minutes) - FINAL

ROW 15	29	199 Angelo NEGRO 1:45.618 Team iRace.Win	30	80 Munkong SATHIENTHIRAKUL 1:45.986 Racing Spirit Team
ROW 14	27	77 Frank YU 1:44.742 Craft-Bamboo Racing	28	111 Setiawan SANTOSO 1:45.193 Team iRace.Win
ROW 13	25	81 Takayuki KINOSHITA 1:44.358 BMW Team Studie	26	11 Brian LEE 1:44.522 GTO Racing with TTR
ROW 12	23	51 Andrew MACPHERSON 1:38.864 AMAC Motorsport	24	55 Daniel AU 1:39.751 Craft-Bamboo Racing
ROW 11	21	17 Xu WEI 1:37.845 Anstone Racing	22	16 John SHEN 1:37.871 Modena Motorsports
ROW 10	19	888 HH Prince Abdul Rahman IBRAHIM 1:37.124 Triple Eight Race Engineering Australia	20	13 Jingzu SUN 1:37.248 Audi Sport Asia Team Absolute Racing
ROW 9	17	910 Chao LI 1:36.908 JRM	18	128 Chonsawat ASAVAHAME 1:37.116 Vattana Motorsport
ROW 8	15	8 Hiroaki NAGAI 1:36.482 ARN Racing	16	26 Daniel BILSKI 1:36.528 B-Quik Racing
ROW 7	13	88 Jeffrey LEE 1:36.095 Craft-Bamboo Racing	14	75 David TJIPTOBIANTORO 1:36.436 T2 Motorsports
ROW 6	11	999 Weian CHEN 1:35.710 Audi Sport Asia Team TSRT	12	59 Bhurit BHIROMBHAKDI 1:35.752 Singha Plan-B by Absolute Racing
ROW 5	9	61 Piti BHIROMBHAKDI 1:35.396 ABSSA Motorsport	10	666 Alex AU 1:35.563 Vincenzo Sospiri Racing
ROW 4	7	97 Roelof BRUINS 1:34.855 Solite Indigo Racing	8	27 Yuya SAKAMOTO 1:35.048 HubAuto Corsa
ROW 3	5	12 Weiron TAN 1:34.787 Audi Sport Asia Team Absolute Racing	6	918 Vutthikorn INTHRAPHUVASAK 1:34.827 Panther/AAS Motorsport
ROW 2	3	912 Yuan BO 1:34.665 Absolute Racing	4	911 Tanart SATHIENTHIRAKUL 1:34.673 Absolute Racing
ROW 1	1	99 Darryl O'YOUNG 1:34.322 Craft-Bamboo Racing	2	21 Philippe DESCOMBES 1:34.479 OpenRoad Racing
Pole				

Chang International
Circuit Length = 4.554 km

Race Director : Ravin

Stewards :

Timekeeper :

Blancpain GT World Challenge Asia

RACE 1 - CLASSIFICATION - FINAL

POS	NO	CL	PIC	TEAM / DRIVERS	CAR	LAPS	TIME	GAP	DIFF	KPH	BEST	ON
1	97	GT3S	1	Solite Indigo Racing (KOR) Roelof BRUINS (KOR) / Manuel METZGER (DEU)	Mercedes-AMG GT3	37	1:00:59.334			165.61	1:35.361	26
2	911	GT3S	2	Absolute Racing (CHN) Tanart SATHIENTHIRAKUL (THA) / Philip HAMPRECHT (DEU)	Porsche 911 GT3 R	37	1:01:08.373	9.039	9.039	165.20	1:35.489	22
3	12	GT3S	3	Audi Sport Asia Team Absolute Racing (CHN) Weiron TAN (MYS) / Martin RUMP (EST)	Audi R8 LMS GT3 2019	37	1:01:09.425	10.091	1.052	165.15	1:35.370	23
4	27	GT3S	4	HubAuto Corsa (TPE) Yuya SAKAMOTO (JPN) / Andre HEIMGARTNER (NZL)	Ferrari 488 GT3	37	1:01:10.907	11.573	1.482	165.09	1:35.225	27
5	912	GT3S	5	Absolute Racing (CHN) Yuan BO (CHN) / Jono LESTER (NZL)	Porsche 911 GT3 R	37	1:01:20.989	21.655	10.082	164.63	1:35.623	24
6	666	GT3PA	1	Vincenzo Sospiri Racing (ITA) Alex AU (HKG) / Frederik SCHANDORFF (DNK)	Lamborghini Huracan GT3 EVO	37	1:01:24.225	24.891	3.236	164.49	1:35.376	20
7	75	GT3PA	2	T2 Motorsports (SGP) David TIPTOBIANTORO (IDN) / Rio HARYANTO (IDN)	Ferrari 488 GT3	37	1:01:28.618	29.284	4.393	164.29	1:35.608	30
8	910	GT3PA	3	JRM (CHN) Chao LI (CHN) / Chris VAN DER DRIFT (NZL)	Porsche 911 GT3 R	37	1:01:31.022	31.688	2.404	164.19	1:34.953	27
9	21	GT3PA	4	OpenRoad Racing (HKG) Philippe DESCOMBES (HKG) / Francis TJIA (HKG)	Porsche 911 GT3 R	37	1:01:37.473	38.139	6.451	163.90	1:36.007	3
10	59	GT3PA	5	Singha Plan-B by Absolute Racing (THA) Bhurit BHIROMBHAKDI (THA) / Kantasak KUSIRI (THA)	Audi R8 LMS GT3 2019	37	1:01:44.737	45.403	7.264	163.58	1:34.993	19
11	888	GT3PA	6	Triple Eight Race Engineering Australia (AUS) HH Prince Abdul Rahman IBRAHIM (MYS) / Jazeman JAAFAR (MYS)	Mercedes-AMG GT3	37	1:01:46.522	47.188	1.785	163.50	1:34.349	37
12	99	GT3S	6	Craft-Bamboo Racing (HKG) Darryl O'YOUNG (HKG) / Christina NIELSEN (DNK)	Mercedes-AMG GT3	37	1:01:52.358	53.024	5.836	163.24	1:35.641	31
13	88	GT3PA	7	Craft-Bamboo Racing (HKG) Jeffrey LEE (TPE) / Alessio PICARIELLO (BEL)	Mercedes-AMG GT3	37	1:02:04.677	1:05.343	12.319	162.70	1:35.492	32
14	8 *	GT3PA	8	ARN Racing (JPN) Hiroaki NAGAI (JPN) / Yuta KAMIMURA (JPN)	Porsche 911 GT3 R	37	1:02:13.632	1:14.298	8.955	162.31	1:35.356	36
15	17	GT3PA	9	Anstone Racing (CHN) Xu WEI (CHN) / Naoki YOKOMIZO (JPN)	Mercedes-AMG GT3	37	1:02:18.999	1:19.665	5.367	162.08	1:35.271	19
16	16	GT3PA	10	Modena Motorsports (HKG) John SHEN (HKG) / Benny SIMONSEN (DNK)	Porsche 911 GT3 R	37	1:02:23.865	1:24.531	4.866	161.87	1:35.337	34
17	128	GT3AM	1	Vattana Motorsport (THA) Chonsawat ASAVAHAHME (THA) / Akihiro ASAI (JPN)	Lamborghini Huracan GT3 EVO	36	1:01:06.371	1 Lap	1 Lap	160.82	1:36.721	24
18	918	GT3PA	11	Panther/AAS Motorsport (CHN) Vutthikorn INTHRAPHUVASAK (THA) / Alexandre IMPERATORI (CHE)	Porsche 911 GT3 R	36	1:01:10.364	1 Lap	3.993	160.64	1:35.245	33
19	51	GT3AM	2	AMAC Motorsport (AUS) Andrew MACPHERSON (AUS) / William Ben PORTER (AUS)	Lamborghini Huracan GT3 EVO	36	1:01:19.041	1 Lap	8.677	160.26	1:36.158	31
20	61	GT3PA	12	ABSSA Motorsport (JPN) Piti BHIROMBHAKDI (THA) / Keita SAWA (JPN)	McLaren 720S GT3	36	1:01:20.666	1 Lap	1.625	160.19	1:35.942	29
21	26	GT3AM	3	B-Quik Racing (THA) Daniel BILSKI (AUS) / Henk KIKS (NLD)	Audi R8 LMS GT3 2019	36	1:01:23.044	1 Lap	2.378	160.09	1:37.786	5
22	55	GT3PA	13	Craft-Bamboo Racing (HKG) Daniel AU (SGP) / Melvin MOH (MYS)	Mercedes-AMG GT3	35	1:06:00.965	2 Laps	1 Lap	144.72	1:35.136	34
23	13	GT3PA	14	Audi Sport Asia Team Absolute Racing (CHN) Jingzu SUN (CHN) / Congfu CHENG (CHN)	Audi R8 LMS GT3 2019	34	57:31.605	3 Laps	1 Lap	161.33	1:35.171	20
24	77	GT4AM	1	Craft-Bamboo Racing (HKG) Frank YU (HKG) / Jean-Marc MERLIN (FRA)	Mercedes-AMG GT4	34	1:02:24.536	3 Laps	4:52.931	148.70	1:45.838	32
25	81	GT4AM	2	BMW Team Studie (JPN) Takayuki KINOSHITA (JPN) / Sunako JUKUCHOU (JPN)	BMW M4 GT4	34	1:02:27.168	3 Laps	2.632	148.60	1:45.690	33
26	11	GT4AM	3	GTO Racing with TTR (JPN) Brian LEE (TPE) / Tony FONG (HKG)	Mercedes-AMG GT4	33	1:01:01.751	4 Laps	1 Lap	147.59	1:46.180	3
27	111	GT4AM	4	Team iRace.Win (TPE) Setiawan SANTOSO (IDN) / Ringo CHONG (SGP)	Mercedes-AMG GT4	33	1:01:30.619	4 Laps	28.868	146.43	1:46.100	27
28	199	GT4AM	5	Team iRace.Win (TPE) Angelo NEGRO (ITA) / Alan YEO (AUS)	Mercedes-AMG GT4	33	1:02:28.195	4 Laps	57.576	144.19	1:46.218	7
29	999	GT3S	7	Audi Sport Asia Team TSRT (CHN) Weian CHEN (CHN) / Andre COUTO (MAC)	Audi R8 LMS GT3 2019	32	53:18.546	5 Laps	1 Lap	163.84	1:35.711	28
30	80	GT4AM	6	Racing Spirit Team (THA) Munkong SATHIENTHIRAKUL (THA) / Preeda TANTEM SAPYA (THA)	Porsche Cayman GT4 Clubspor	32	1:01:16.944	5 Laps	7:58.398	142.52	1:47.429	7

FASTEST LAP

888	GT3PA	Triple Eight Race Engineering Australia (AUS) HH Prince Abdul Rahman IBRAHIM (MYS) / Jazeman JAAFAR (MYS)	Mercedes-AMG GT3	37	1:34.349	107.97 mph	173.76 kph
27	GT3S	HubAuto Corsa (TPE) Yuya SAKAMOTO (JPN) / Andre HEIMGARTNER (NZL)	Ferrari 488 GT3	27	1:35.225	106.97 mph	172.16 kph
51	GT3AM	AMAC Motorsport (AUS) Andrew MACPHERSON (AUS) / William Ben PORTER (AUS)	Lamborghini Huracan GT3 EVO	31	1:36.158	105.94 mph	170.49 kph
81	GT4AM	BMW Team Studie (JPN) Takayuki KINOSHITA (JPN) / Sunako JUKUCHOU (JPN)	BMW M4 GT4	33	1:45.690	96.38 mph	155.11 kph

*Car 8 - Stewards' Decision #19. Causing a collision - 30 seconds added to race in time in lieu of drive through penalty

Weather / Track : Sunny / Dry

Chang International
Circuit Length = 4.554 km
Start: 15:32 Flag 16:33 End: 16:39

Race Director : Ravin	Stewards :	Timekeeper :
-----------------------	------------	--------------

Results can be found at www.tsl-timing.com

Printed - 20:23 Saturday, 11 May 2019

Blancpain GT World Challenge Asia

RACE 1 - CLASSIFICATION BY CATEGORY - FINAL

CATEGORY : GT3

POS	NO	CL	NAME	ENTRY	LAPS	TIME	GAP	DIFF	KPH	BEST	ON
1	97	GT3S	Solite Indigo Racing	Mercedes-AMG GT3	37	1:00:59.334			171.91	1:35.361	26
2	911	GT3S	Absolute Racing	Porsche 911 GT3 R	37	1:01:08.373	9.039	9.039	171.68	1:35.489	22
3	12	GT3S	Audi Sport Asia Team Absolute F	Audi R8 LMS GT3 2019	37	1:01:09.425	10.091	1.052	171.90	1:35.370	23
4	27	GT3S	HubAuto Corsa	Ferrari 488 GT3	37	1:01:10.907	11.573	1.482	172.16	1:35.225	27
5	912	GT3S	Absolute Racing	Porsche 911 GT3 R	37	1:01:20.989	21.655	10.082	171.44	1:35.623	24
6	666	GT3PA	Vincenzo Sospiri Racing	Lamborghini Huracan GT3 EVO	37	1:01:24.225	24.891	3.236	171.89	1:35.376	20
7	75	GT3PA	T2 Motorsports	Ferrari 488 GT3	37	1:01:28.618	29.284	4.393	171.47	1:35.608	30
8	910	GT3PA	JRM	Porsche 911 GT3 R	37	1:01:31.022	31.688	2.404	172.65	1:34.953	27
9	21	GT3PA	OpenRoad Racing	Porsche 911 GT3 R	37	1:01:37.473	38.139	6.451	170.76	1:36.007	3
10	59	GT3PA	Singha Plan-B by Absolute Racir	Audi R8 LMS GT3 2019	37	1:01:44.737	45.403	7.264	172.58	1:34.993	19
11	888	GT3PA	Triple Eight Race Engineering At	Mercedes-AMG GT3	37	1:01:46.522	47.188	1.785	173.76	1:34.349	37
12	99	GT3S	Craft-Bamboo Racing	Mercedes-AMG GT3	37	1:01:52.358	53.024	5.836	171.41	1:35.641	31
13	88	GT3PA	Craft-Bamboo Racing	Mercedes-AMG GT3	37	1:02:04.677	1:05.343	12.319	171.68	1:35.492	32
14	8*	GT3PA	ARN Racing	Porsche 911 GT3 R	37	1:02:13.632	1:14.298	8.955	171.92	1:35.356	36
15	17	GT3PA	Anstone Racing	Mercedes-AMG GT3	37	1:02:18.999	1:19.665	5.367	172.08	1:35.271	19
16	16	GT3PA	Modena Motorsports	Porsche 911 GT3 R	37	1:02:23.865	1:24.531	4.866	171.96	1:35.337	34
17	128	GT3AM	Vattana Motorsport	Lamborghini Huracan GT3 EVO	36	1:01:06.371	1 Lap	1 Lap	169.50	1:36.721	24
18	918	GT3PA	Panther/AAS Motorsport	Porsche 911 GT3 R	36	1:01:10.364	1 Lap	3.993	172.12	1:35.245	33
19	51	GT3AM	AMAC Motorsport	Lamborghini Huracan GT3 EVO	36	1:01:19.041	1 Lap	8.677	170.49	1:36.158	31
20	61	GT3PA	ABSSA Motorsport	McLaren 720S GT3	36	1:01:20.666	1 Lap	1.625	170.87	1:35.942	29
21	26	GT3AM	B-Quik Racing	Audi R8 LMS GT3 2019	36	1:01:23.044	1 Lap	2.378	167.65	1:37.786	5
22	55	GT3PA	Craft-Bamboo Racing	Mercedes-AMG GT3	35	1:06:00.965	2 Laps	1 Lap	172.32	1:35.136	34
23	13	GT3PA	Audi Sport Asia Team Absolute F	Audi R8 LMS GT3 2019	34	57:31.605	3 Laps	1 Lap	172.26	1:35.171	20
24	999	GT3S	Audi Sport Asia Team TSRT	Audi R8 LMS GT3 2019	32	53:18.546	5 Laps	2 Laps	171.29	1:35.711	28

CATEGORY : GT4

POS	NO	CL	NAME	ENTRY	LAPS	TIME	GAP	DIFF	KPH	BEST	ON
1	77	GT4AM	Craft-Bamboo Racing	Mercedes-AMG GT4	34	1:02:24.536			154.90	1:45.838	32
2	81	GT4AM	BMW Team Studie	BMW M4 GT4	34	1:02:27.168	2.632	2.632	155.11	1:45.690	33
3	11	GT4AM	GTO Racing with TTR	Mercedes-AMG GT4	33	1:01:01.751	1 Lap	1 Lap	154.40	1:46.180	3
4	111	GT4AM	Team iRace.Win	Mercedes-AMG GT4	33	1:01:30.619	1 Lap	28.868	154.51	1:46.100	27
5	199	GT4AM	Team iRace.Win	Mercedes-AMG GT4	33	1:02:28.195	1 Lap	57.576	154.34	1:46.218	7
6	80	GT4AM	Racing Spirit Team	Porsche Cayman GT4 Clubsport MR	32	1:01:16.944	2 Laps	1 Lap	152.60	1:47.429	7

FASTEST LAP

888	GT3PA	Triple Eight Race Engineering Australia	Mercedes-AMG GT3 -	37	1:34.349	107.97 mph	173.76 kph
27	GT3S	HubAuto Corsa	Ferrari 488 GT3 -	27	1:35.225	106.97 mph	172.16 kph
51	GT3AM	AMAC Motorsport	Lamborghini Huracan GT3 EVO -	31	1:36.158	105.94 mph	170.49 kph
81	GT4AM	BMW Team Studie	BMW M4 GT4 -	33	1:45.690	96.38 mph	155.11 kph

*Car 8 - Stewards' Decision #19. Causing a collision - 30 seconds added to race in time in lieu of drive through penalty

Chang International
Circuit Length = 4.554 km
Start: 15:32 Flag 16:33 End: 16:39

Weather / Track : Sunny / Dry

Race Director : Ravin	Stewards :	Timekeeper :
-----------------------	------------	--------------

Results can be found at www.tsl-timing.com

Printed - 20:28 Saturday, 11 May 2019

Blancpain GT World Challenge Asia

RACE 1 - CLASSIFICATION BY CLASS - FINAL

CLASS : GT3 - GT3S

POS	NO	NAME	ENTRY	LAPS	TIME	GAP	DIFF	KPH	BEST	ON
1	97	Solite Indigo Racing	Mercedes-AMG GT3	37	1:00:59.334			165.61	1:35.361	26
2	911	Absolute Racing	Porsche 911 GT3 R	37	1:01:08.373	9.039	9.039	165.20	1:35.489	22
3	12	Audi Sport Asia Team Absolute F	Audi R8 LMS GT3 2019	37	1:01:09.425	10.091	1.052	165.15	1:35.370	23
4	27	HubAuto Corsa	Ferrari 488 GT3	37	1:01:10.907	11.573	1.482	165.09	1:35.225	27
5	912	Absolute Racing	Porsche 911 GT3 R	37	1:01:20.989	21.655	10.082	164.63	1:35.623	24
6	99	Craft-Bamboo Racing	Mercedes-AMG GT3	37	1:01:52.358	53.024	31.369	163.24	1:35.641	31
7	999	Audi Sport Asia Team TSRT	Audi R8 LMS GT3 2019	32	53:18.546	5 Laps	5 Laps	163.84	1:35.711	28

CLASS : GT3 - GT3PA

POS	NO	NAME	ENTRY	LAPS	TIME	GAP	DIFF	KPH	BEST	ON
1	666	Vincenzo Sospiri Racing	Lamborghini Huracan GT3 EVO	37	1:01:24.225			164.49	1:35.376	20
2	75	T2 Motorsports	Ferrari 488 GT3	37	1:01:28.618	4.393	4.393	164.29	1:35.608	30
3	910	JRM	Porsche 911 GT3 R	37	1:01:31.022	6.797	2.404	164.19	1:34.953	27
4	21	OpenRoad Racing	Porsche 911 GT3 R	37	1:01:37.473	13.248	6.451	163.90	1:36.007	3
5	59	Singha Plan-B by Absolute Racir	Audi R8 LMS GT3 2019	37	1:01:44.737	20.512	7.264	163.58	1:34.993	19
6	888	Triple Eight Race Engineering A	Mercedes-AMG GT3	37	1:01:46.522	22.297	1.785	163.50	1:34.349	37
7	88	Craft-Bamboo Racing	Mercedes-AMG GT3	37	1:02:04.677	40.452	18.155	162.70	1:35.492	32
8	8 *	ARN Racing	Porsche 911 GT3 R	37	1:02:13.632	49.407	8.955	162.31	1:35.356	36
9	17	Anstone Racing	Mercedes-AMG GT3	37	1:02:18.999	54.774	5.367	162.08	1:35.271	19
10	16	Modena Motorsports	Porsche 911 GT3 R	37	1:02:23.865	59.640	4.866	161.87	1:35.337	34
11	918	Panther/AAS Motorsport	Porsche 911 GT3 R	36	1:01:10.364	1 Lap	1 Lap	160.64	1:35.245	33
12	61	ABSSA Motorsport	McLaren 720S GT3	36	1:01:20.666	1 Lap	10.302	160.19	1:35.942	29
13	55	Craft-Bamboo Racing	Mercedes-AMG GT3	35	1:06:00.965	2 Laps	1 Lap	144.72	1:35.136	34
14	13	Audi Sport Asia Team Absolute F	Audi R8 LMS GT3 2019	34	57:31.605	3 Laps	1 Lap	161.33	1:35.171	20

CLASS : GT3 - GT3AM

POS	NO	NAME	ENTRY	LAPS	TIME	GAP	DIFF	KPH	BEST	ON
1	128	Vattana Motorsport	Lamborghini Huracan GT3 EVO	36	1:01:06.371			160.82	1:36.721	24
2	51	AMAC Motorsport	Lamborghini Huracan GT3 EVO	36	1:01:19.041	12.670	12.670	160.26	1:36.158	31
3	26	B-Quik Racing	Audi R8 LMS GT3 2019	36	1:01:23.044	16.673	4.003	160.09	1:37.786	5

CLASS : GT4 - GT4AM

POS	NO	NAME	ENTRY	LAPS	TIME	GAP	DIFF	KPH	BEST	ON
1	77	Craft-Bamboo Racing	Mercedes-AMG GT4	34	1:02:24.536			148.70	1:45.838	32
2	81	BMW Team Studie	BMW M4 GT4	34	1:02:27.168	2.632	2.632	148.60	1:45.690	33
3	11	GTO Racing with TTR	Mercedes-AMG GT4	33	1:01:01.751	1 Lap	1 Lap	147.59	1:46.180	3
4	111	Team iRace.Win	Mercedes-AMG GT4	33	1:01:30.619	1 Lap	28.868	146.43	1:46.100	27
5	199	Team iRace.Win	Mercedes-AMG GT4	33	1:02:28.195	1 Lap	57.576	144.19	1:46.218	7
6	80	Racing Spirit Team	Porsche Cayman GT4 Clubsport MR	32	1:01:16.944	2 Laps	1 Lap	142.52	1:47.429	7

FASTEST LAP

888	GT3PA	Triple Eight Race Engineering Australia	Mercedes-AMG GT3 -	37	1:34.349	107.97 mph	173.76 kph
27	GT3S	HubAuto Corsa	Ferrari 488 GT3 -	27	1:35.225	106.97 mph	172.16 kph
51	GT3AM	AMAC Motorsport	Lamborghini Huracan GT3 EVO -	31	1:36.158	105.94 mph	170.49 kph
81	GT4AM	BMW Team Studie	BMW M4 GT4 -	33	1:45.690	96.38 mph	155.11 kph

*Car 8 - Stewards' Decision #19. Causing a collision - 30 seconds added to race in time in lieu of drive through penalty

Chang International
Circuit Length = 4.554 km
Start: 15:32 Flag 16:33 End: 16:39

Weather / Track : Sunny / Dry

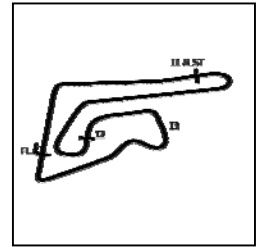
Race Director : Ravin	Stewards :	Timekeeper :
-----------------------	------------	--------------

Results can be found at www.tsl-timing.com

Printed - 20:26 Saturday, 11 May 2019

Blancpain GT World Challenge Asia

RACE 1 - SECTOR ANALYSIS



SECTOR 1 = FL to I1, SECTOR 2 = I1 to I2 SECTOR 3 = I2 to I3, SECTOR 4 = I3 to FL, DIFF = Difference To Personal Best Lap, P = Crossed Finish Line in Pit Lane, D = Time Disallowed

P1 97 GT3S Solite Indigo Racing				Mercedes-AMG GT3				
IDEAL LAP TIME : 1:35.199		BEST LAP TIME : 1:35.361		DIFFERENCE : 0.162				
D1: Roelof BRUINS		D2: Manuel METZGER						
LAP	SECTOR 1	SECTOR 2	SECTOR 3	SPEED TRAP	LAP TIME	KPH	DIFF	TIME OF DAY
1 - D1		36.978	39.052	240.0	1:46.027	154.62	10.666	15:34:40.236
2 - D1	23.400	35.298	37.302	246.0	1:36.000	170.77	0.639	15:36:16.236
3 - D1	23.429	35.211	37.407	245.4	1:36.047	170.69	0.686	15:37:52.283
4 - D1	23.424	35.295	37.236	244.8	1:35.955	170.85	0.594	15:39:28.238
5 - D1	23.377	35.384	37.491	245.4	1:36.252	170.32	0.891	15:41:04.490
6 - D1	23.353	35.505	37.596	246.5	1:36.454	169.97	1.093	15:42:40.944
7 - D1	23.451	35.305	37.532	245.4	1:36.288	170.26	0.927	15:44:17.232
8 - D1	23.362	35.464	37.424	247.1	1:36.250	170.33	0.889	15:45:53.482
9 - D1	23.510	35.469	37.595	245.4	1:36.574	169.75	1.213	15:47:30.056
10 - D1	23.275	36.223	38.971	248.8	1:38.469	166.49	3.108	15:49:08.525
11 - D1	23.431	36.399	37.556	247.1	1:37.386	168.34	2.025	15:50:45.911
12 - D1	23.343	35.733	37.351	247.7	1:36.427	170.01	1.066	15:52:22.338
13 - D1	23.329	35.674	37.537	246.5	1:36.540	169.81	1.179	15:53:58.878
14 - D1	23.292	35.761	37.312	247.7	1:36.365	170.12	1.004	15:55:35.243
15 - D1	23.326	35.332	37.374	244.3	1:36.032	170.71	0.671	15:57:11.275
16 - D1	23.436	35.140	37.369	244.3	1:35.945	170.87	0.584	15:58:47.220
17 - D1	23.370	35.209	37.527	244.8	1:36.106	170.58	0.745	16:00:23.326
18 - D1	23.397	35.090	37.423	244.3	1:35.910	170.93	0.549	16:01:59.236
19 - D1	23.378	35.425	37.532	245.4	1:36.335	170.18	0.974	16:03:35.571
20 - D1	23.673	35.201	IN PIT	243.7	1:37.770	P 167.68	2.409	16:05:13.341
21 - D2	OUTLAP	35.701	37.371	239.4	3:03.274	89.45	1:27.913	16:08:16.615
22 - D2	23.331	35.404	36.981	245.4	1:35.716	171.28	0.355	16:09:52.331
23 - D2	23.223	35.099	37.336	246.0	1:35.658	171.38	0.297	16:11:27.989
24 - D2	23.144	35.105	37.123	246.5	1:35.372	(2) 171.89	0.011	16:13:03.361
25 - D2	23.238	35.377	37.136	247.1	1:35.751	171.21	0.390	16:14:39.112
26 - D2	23.151	35.130	37.080	246.0	1:35.361	(1) 171.97		16:16:14.473
27 - D2	23.223	35.137	37.015	245.4	1:35.375	(3) 171.89	0.014	16:17:49.848
28 - D2	23.156	35.150	37.074	246.5	1:35.380	171.88	0.019	16:19:25.228
29 - D2	23.259	36.169	37.340	247.1	1:36.768	169.41	1.407	16:21:01.996
30 - D2	23.291	35.594	37.132	246.5	1:36.017	170.74	0.656	16:22:38.013
31 - D2	23.150	35.304	37.127	246.5	1:35.581	171.52	0.220	16:24:13.594
32 - D2	23.174	35.642	37.211	248.2	1:36.027	170.72	0.666	16:25:49.621
33 - D2	23.335	35.105	37.130	246.5	1:35.570	171.54	0.209	16:27:25.191
34 - D2	23.177	35.074	37.253	246.0	1:35.504	171.66	0.143	16:29:00.695
35 - D2	23.786	35.283	38.348	244.3	1:37.417	168.29	2.056	16:30:38.112
36 - D2	23.952	36.040	37.884	243.2	1:37.876	167.50	2.515	16:32:15.988
37 - D2	23.420	35.584	38.551	242.6	1:37.555	168.05	2.194	16:33:53.543

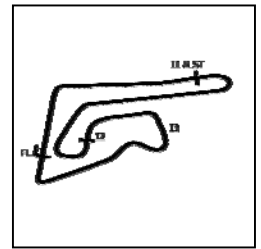
P2 911 GT3S Absolute Racing				Porsche 911 GT3 R				
IDEAL LAP TIME : 1:35.296		BEST LAP TIME : 1:35.489		DIFFERENCE : 0.193				
D1: Tanart SATHIENTHIRAKUI D2: Philip HAMPRECHT								
LAP	SECTOR 1	SECTOR 2	SECTOR 3	SPEED TRAP	LAP TIME	KPH	DIFF	TIME OF DAY
1 - D1		35.891	37.509	241.0	1:42.595	159.79	7.106	15:34:36.804
2 - D1	23.544	35.542	37.517	243.2	1:36.603	169.70	1.114	15:36:13.407
3 - D1	23.406	35.502	37.558	244.3	1:36.466	169.95	0.977	15:37:49.873
4 - D1	23.475	35.421	37.310	243.2	1:36.206	170.40	0.717	15:39:26.079
5 - D1	23.330	35.455	37.439	244.3	1:36.224	170.37	0.735	15:41:02.303
6 - D1	23.299	35.417	37.231	244.3	1:35.947	170.86	0.458	15:42:38.250
7 - D1	23.314	35.459	37.249	244.3	1:36.022	170.73	0.533	15:44:14.272
8 - D1	23.284	35.406	37.357	244.3	1:36.047	170.69	0.558	15:45:50.319
9 - D1	23.215	35.362	37.204	244.3	1:35.781	171.16	0.292	15:47:26.100
10 - D1	23.158	36.664	37.677	248.2	1:37.499	168.14	2.010	15:49:03.599
11 - D1	23.302	35.655	37.422	244.3	1:36.379	170.10	0.890	15:50:39.978
12 - D1	23.310	35.514	37.474	244.8	1:36.298	170.24	0.809	15:52:16.276
13 - D1	23.296	35.462	37.322	244.8	1:36.080	170.63	0.591	15:53:52.356
14 - D1	23.252	35.445	37.388	244.8	1:36.085	170.62	0.596	15:55:28.441
15 - D1	23.377	35.488	37.249	244.3	1:36.114	170.57	0.625	15:57:04.555
16 - D1	23.270	35.369	37.568	243.7	1:36.207	170.40	0.718	15:58:40.762
17 - D1	23.350	35.508	37.512	244.3	1:36.370	170.11	0.881	16:00:17.132

Weather / Track : Sunny / Dry

Chang International
Circuit Length = 4.554 km
Start: 15:32 Flag 16:33 End: 16:39

Blancpain GT World Challenge Asia

RACE 1 - SECTOR ANALYSIS



SECTOR 1 = FL to I1, SECTOR 2 = I1 to I2 SECTOR 3 = I2 to I3, SECTOR 4 = I3 to FL, DIFF = Difference To Personal Best Lap, P = Crossed Finish Line in Pit Lane, D = Time Disallowed

Lap	Driver	Sector 1	Sector 2	Sector 3	Speed Trap	Lap Time	KPH	Diff	Time of Day	
18 - D1		23.234	35.533	IN PIT	243.7	1:37.967	P	167.34	2.478	16:01:55.099
19 - D2	OUTLAP		35.618	37.680	241.0	3:17.803		82.88	1:42.314	16:05:12.902
20 - D2	23.296	35.743	37.783	244.3	1:36.822	169.32		1.333	16:06:49.724	
21 - D2	23.296	35.168	37.176	244.8	1:35.640	(2)	171.41	0.151	16:08:25.364	
22 - D2	23.324	34.989	37.176	244.3	1:35.489	(1)	171.68		16:10:00.853	
23 - D2	23.137	35.215	37.315	244.8	1:35.661	(3)	171.38	0.172	16:11:36.514	
24 - D2	23.176	35.296	37.227	246.5	1:35.699	171.31		0.210	16:13:12.213	
25 - D2	23.240	35.209	37.368	245.4	1:35.817	171.10		0.328	16:14:48.030	
26 - D2	23.257	35.141	37.312	246.0	1:35.710	171.29		0.221	16:16:23.740	
27 - D2	23.201	35.209	37.323	246.5	1:35.733	171.25		0.244	16:17:59.473	
28 - D2	23.408	35.362	37.210	244.3	1:35.980	170.81		0.491	16:19:35.453	
29 - D2	23.287	35.080	37.614	246.0	1:35.981	170.80		0.492	16:21:11.434	
30 - D2	23.208	35.837	37.777	247.7	1:36.822	169.32		1.333	16:22:48.256	
31 - D2	23.365	35.291	37.404	246.0	1:36.060	170.66		0.571	16:24:24.316	
32 - D2	23.307	35.346	37.927	245.4	1:36.580	169.74		1.091	16:26:00.896	
33 - D2	23.803	35.633	37.343	244.3	1:36.779	169.40		1.290	16:27:37.675	
34 - D2	23.187	35.249	37.417	245.4	1:35.853	171.03		0.364	16:29:13.528	
35 - D2	23.181	35.198	37.756	246.5	1:36.135	170.53		0.646	16:30:49.663	
36 - D2	23.334	35.586	37.411	246.0	1:36.331	170.18		0.842	16:32:25.994	
37 - D2	23.243	35.393	37.952	245.4	1:36.588	169.73		1.099	16:34:02.582	

P3 12 GT3S Audi Sport Asia Team Absolute Racing Audi R8 LMS GT3 2019

IDEAL LAP TIME : 1:35.029 BEST LAP TIME : 1:35.370 DIFFERENCE : 0.341

D1: Weiron TAN D2: Martin RUMP

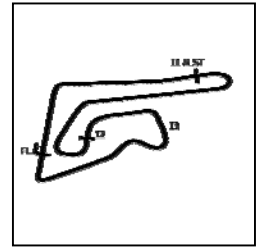
LAP	SECTOR 1	SECTOR 2	SECTOR 3	SPEED TRAP	LAP TIME	KPH	DIFF	TIME OF DAY	
1 - D1		37.287	38.932	230.7	1:46.485	153.95	11.115	15:34:40.694	
2 - D1	23.521	35.593	37.588	247.7	1:36.702	169.53	1.332	15:36:17.396	
3 - D1	23.402	35.397	37.514	247.7	1:36.313	170.22	0.943	15:37:53.709	
4 - D1	23.440	35.266	37.426	246.5	1:36.132	170.54	0.762	15:39:29.841	
5 - D1	23.292	35.325	37.452	247.7	1:36.069	170.65	0.699	15:41:05.910	
6 - D1	23.404	35.341	37.461	247.1	1:36.206	170.40	0.836	15:42:42.116	
7 - D1	23.341	35.271	37.513	247.1	1:36.125	170.55	0.755	15:44:18.241	
8 - D1	23.491	35.463	37.844	248.2	1:36.798	169.36	1.428	15:45:55.039	
9 - D1	23.275	35.633	38.082	248.8	1:36.990	169.03	1.620	15:47:32.029	
10 - D1	23.337	36.312	38.909	249.4	1:38.558	166.34	3.188	15:49:10.587	
11 - D1	23.602	35.817	38.767	247.1	1:38.186	166.97	2.816	15:50:48.773	
12 - D1	23.373	35.443	38.057	248.8	1:36.873	169.23	1.503	15:52:25.646	
13 - D1	23.421	35.477	38.086	248.2	1:36.984	169.04	1.614	15:54:02.630	
14 - D1	23.422	36.188	38.012	248.8	1:37.622	167.93	2.252	15:55:40.252	
15 - D1	23.476	36.805	38.079	248.2	1:38.360	166.67	2.990	15:57:18.612	
16 - D1	23.565	35.779	IN PIT	247.1	1:38.940	P	165.70	3.570	15:58:57.552
17 - D2	OUTLAP	35.874	37.249	243.2	3:03.086	89.54	1:27.716	16:02:00.638	
18 - D2	23.319	35.207	37.866	247.7	1:36.392	170.08	1.022	16:03:37.030	
19 - D2	23.265	35.245	37.689	248.2	1:36.199	170.42	0.829	16:05:13.229	
20 - D2	23.451	35.581	37.635	248.2	1:36.667	169.59	1.297	16:06:49.896	
21 - D2	23.299	36.275	37.480	249.4	1:37.054	168.92	1.684	16:08:26.950	
22 - D2	23.106	35.119	37.196	250.5	1:35.421	(2)	171.81	0.051	16:10:02.371
23 - D2	23.120	34.972	37.278	248.8	1:35.370	(1)	171.90		16:11:37.741
24 - D2	23.092	35.376	37.110	250.5	1:35.578	171.52	0.208	16:13:13.319	
25 - D2	23.066	35.168	37.319	251.1	1:35.553	(3)	171.57	0.183	16:14:48.872
26 - D2	23.400	35.289	37.104	248.8	1:35.793	171.14	0.423	16:16:24.665	
27 - D2	23.080	35.162	37.555	251.1	1:35.797	171.13	0.427	16:18:00.462	
28 - D2	23.261	35.186	37.635	249.4	1:36.082	170.62	0.712	16:19:36.544	
29 - D2	23.179	35.156	37.353	251.7	1:35.688	171.33	0.318	16:21:12.232	
30 - D2	23.458	35.808	37.581	248.8	1:36.847	169.28	1.477	16:22:49.079	
31 - D2	23.483	35.275	37.372	249.4	1:36.130	170.54	0.760	16:24:25.209	
32 - D2	23.215	35.223	37.661	250.0	1:36.099	170.59	0.729	16:26:01.308	
33 - D2	23.580	36.226	37.538	244.8	1:37.344	168.41	1.974	16:27:38.652	
34 - D2	23.197	35.367	36.991	248.8	1:35.555	171.57	0.185	16:29:14.207	
35 - D2	23.164	35.169	37.359	250.0	1:35.692	171.32	0.322	16:30:49.899	
36 - D2	23.248	35.912	37.861	250.5	1:37.021	168.97	1.651	16:32:26.920	
37 - D2	23.204	35.897	37.613	248.2	1:36.714	169.51	1.344	16:34:03.634	

Weather / Track : Sunny / Dry

Chang International
Circuit Length = 4.554 km
Start: 15:32 Flag 16:33 End: 16:39

Blancpain GT World Challenge Asia

RACE 1 - SECTOR ANALYSIS



SECTOR 1 = FL to I1, SECTOR 2 = I1 to I2 SECTOR 3 = I2 to I3, SECTOR 4 = I3 to FL, DIFF = Difference To Personal Best Lap, P = Crossed Finish Line in Pit Lane, D = Time Disallowed

P4 27 GT3S HubAuto Corsa				Ferrari 488 GT3				
IDEAL LAP TIME : 1:35.170		BEST LAP TIME : 1:35.225		DIFFERENCE : 0.055				
D1: Yuya SAKAMOTO		D2: Andre HEIMGARTNER						
LAP	SECTOR 1	SECTOR 2	SECTOR 3	SPEED TRAP	LAP TIME	KPH	DIFF	TIME OF DAY
1 - D1		37.671	39.527	241.0	1:47.260	152.84	12.035	15:34:41.469
2 - D1	23.492	35.429	37.392	248.8	1:36.313	170.22	1.088	15:36:17.782
3 - D1	23.277	35.592	37.445	250.0	1:36.314	170.21	1.089	15:37:54.096
4 - D1	23.547	35.393	37.405	248.2	1:36.345	170.16	1.120	15:39:30.441
5 - D1	23.325	35.378	37.219	248.8	1:35.922	170.91	0.697	15:41:06.363
6 - D1	23.238	35.470	37.465	250.0	1:36.173	170.46	0.948	15:42:42.536
7 - D1	23.310	35.376	37.626	248.8	1:36.312	170.22	1.087	15:44:18.848
8 - D1	23.326	35.436	37.707	250.0	1:36.469	169.94	1.244	15:45:55.317
9 - D1	23.407	35.683	37.821	248.2	1:36.911	169.16	1.686	15:47:32.228
10 - D1	23.306	37.571	38.266	251.7	1:39.143	165.36	3.918	15:49:11.371
11 - D1	23.712	35.585	38.892	248.2	1:38.189	166.96	2.964	15:50:49.560
12 - D1	23.803	35.708	37.661	248.8	1:37.172	168.71	1.947	15:52:26.732
13 - D1	23.249	35.446	37.764	250.0	1:36.459	169.96	1.234	15:54:03.191
14 - D1	23.271	36.119	38.693	251.7	1:38.083	167.14	2.858	15:55:41.274
15 - D1	23.551	35.880	38.287	248.8	1:37.718	167.77	2.493	15:57:18.992
16 - D1	23.467	35.752	IN PIT	248.2	1:39.279	P 165.13	4.054	15:58:58.271
17 - D2	OUTLAP	36.572	37.733	243.2	3:05.045	88.59	1:29.820	16:02:03.316
18 - D2	23.442	35.860	39.114	247.1	1:38.416	166.58	3.191	16:03:41.732
19 - D2	23.295	35.392	37.206	248.8	1:35.893	170.96	0.668	16:05:17.625
20 - D2	23.275	35.146	37.372	248.2	1:35.793	171.14	0.568	16:06:53.418
21 - D2	23.502	35.377	37.663	247.7	1:36.542	169.81	1.317	16:08:29.960
22 - D2	23.343	35.223	37.097	247.1	1:35.663	171.37	0.438	16:10:05.623
23 - D2	23.215	35.162	37.226	247.7	1:35.603	171.48	0.378	16:11:41.226
24 - D2	23.195	35.628	37.451	248.2	1:36.274	170.28	1.049	16:13:17.500
25 - D2	23.158	35.194	37.143	248.2	1:35.495	171.67	0.270	16:14:52.995
26 - D2	23.161	35.314	37.390	250.0	1:35.865	171.01	0.640	16:16:28.860
27 - D2	23.161	35.076	36.988	249.4	1:35.225 (1)	172.16		16:18:04.085
28 - D2	23.147	35.106	37.105	248.8	1:35.358	(2) 171.92	0.133	16:19:39.443
29 - D2	23.190	35.144	37.033	248.8	1:35.367	(3) 171.90	0.142	16:21:14.810
30 - D2	23.238	35.461	37.540	251.1	1:36.239	170.35	1.014	16:22:51.049
31 - D2	23.429	35.309	37.005	250.0	1:35.743	171.23	0.518	16:24:26.792
32 - D2	23.106	35.077	37.355	249.4	1:35.538	171.60	0.313	16:26:02.330
33 - D2	23.271	35.913	37.540	251.1	1:36.724	169.49	1.499	16:27:39.054
34 - D2	23.134	35.395	37.231	249.4	1:35.760	171.20	0.535	16:29:14.814
35 - D2	23.116	35.108	37.641	250.5	1:35.865	171.01	0.640	16:30:50.679
36 - D2	23.264	35.492	37.697	250.0	1:36.453	169.97	1.228	16:32:27.132
37 - D2	23.202	36.944	37.838	248.8	1:37.984	167.31	2.759	16:34:05.116

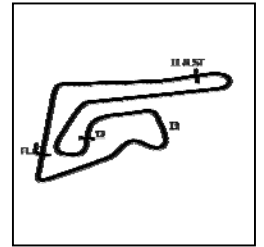
P5 912 GT3S Absolute Racing				Porsche 911 GT3 R				
IDEAL LAP TIME : 1:35.287		BEST LAP TIME : 1:35.623		DIFFERENCE : 0.336				
D1: Yuan BO		D2: Jono LESTER						
LAP	SECTOR 1	SECTOR 2	SECTOR 3	SPEED TRAP	LAP TIME	KPH	DIFF	TIME OF DAY
1 - D1		37.541	37.959	242.6	1:44.842	156.37	9.219	15:34:39.051
2 - D1	23.309	35.446	37.242	244.3	1:35.997	170.78	0.374	15:36:15.048
3 - D1	23.404	35.324	37.326	246.0	1:36.054	170.67	0.431	15:37:51.102
4 - D1	23.430	35.293	37.541	246.5	1:36.264	170.30	0.641	15:39:27.366
5 - D1	23.431	35.443	37.347	246.5	1:36.221	170.38	0.598	15:41:03.587
6 - D1	23.281	35.580	37.661	247.7	1:36.522	169.85	0.899	15:42:40.109
7 - D1	23.260	35.430	37.534	247.1	1:36.224	170.37	0.601	15:44:16.333
8 - D1	23.217	36.152	37.352	247.1	1:36.721	169.50	1.098	15:45:53.054
9 - D1	23.327	35.316	37.934	246.5	1:36.577	169.75	0.954	15:47:29.631
10 - D1	23.373	36.780	39.026	250.5	1:39.179	165.30	3.556	15:49:08.810
11 - D1	23.546	36.239	37.897	248.2	1:37.682	167.83	2.059	15:50:46.492
12 - D1	23.351	35.543	37.491	247.1	1:36.385	170.09	0.762	15:52:22.877
13 - D1	23.317	35.457	37.750	247.1	1:36.524	169.84	0.901	15:53:59.401
14 - D1	23.330	35.685	38.521	247.1	1:37.536	168.08	1.913	15:55:36.937
15 - D1	23.331	35.752	37.765	247.7	1:36.848	169.27	1.225	15:57:13.785
16 - D1	23.811	36.038	37.711	246.0	1:37.560	168.04	1.937	15:58:51.345
17 - D1	23.248	35.359	IN PIT	247.1	1:37.648	P 167.89	2.025	16:00:28.993

Weather / Track : Sunny / Dry

Chang International
Circuit Length = 4.554 km
Start: 15:32 Flag 16:33 End: 16:39

Blancpain GT World Challenge Asia

RACE 1 - SECTOR ANALYSIS



SECTOR 1 = FL to I1, SECTOR 2 = I1 to I2 SECTOR 3 = I2 to I3, SECTOR 4 = I3 to FL, DIFF = Difference To Personal Best Lap, P = Crossed Finish Line in Pit Lane, D = Time Disallowed

Lap	Time	Sector 1	Sector 2	Sector 3	Sector 4	Speed Trap	Lap Time	Diff	Time of Day
18 - D2	OUTLAP	35.952	39.613	242.1	3:12.869	85.00	1:37.246		16:03:41.862
19 - D2	23.724	35.674	37.397	246.0	1:36.795	169.37	1.172		16:05:18.657
20 - D2	23.303	35.468	37.497	246.0	1:36.268	170.29	0.645		16:06:54.925
21 - D2	23.251	35.075	38.043	246.0	1:36.309	170.22	0.686		16:08:31.234
22 - D2	23.172	36.465	37.752	247.1	1:37.389	168.33	1.766		16:10:08.623
23 - D2	23.388	35.302	37.100	244.8	1:35.790	171.14	0.167		16:11:44.413
24 - D2	23.316	35.040	37.267	246.5	1:35.623 (1)	171.44			16:13:20.036
25 - D2	23.266	35.167	37.299	246.5	1:35.732 (2)	171.25	0.109		16:14:55.768
26 - D2	23.240	35.488	37.505	247.1	1:36.233	170.36	0.610		16:16:32.001
27 - D2	23.272	35.366	37.378	246.5	1:36.016	170.74	0.393		16:18:08.017
28 - D2	23.344	35.256	37.412	246.0	1:36.012	170.75	0.389		16:19:44.029
29 - D2	23.295	35.138	37.335	246.5	1:35.768 (3)	171.18	0.145		16:21:19.797
30 - D2	23.363	35.376	37.770	246.5	1:36.509	169.87	0.886		16:22:56.306
31 - D2	23.418	35.579	37.371	247.1	1:36.368	170.12	0.745		16:24:32.674
32 - D2	23.479	35.250	37.886	245.4	1:36.615	169.68	0.992		16:26:09.289
33 - D2	23.575	35.437	38.625	246.5	1:37.637	167.91	2.014		16:27:46.926
34 - D2	23.336	35.454	38.466	246.5	1:37.256	168.56	1.633		16:29:24.182
35 - D2	23.359	35.608	37.475	247.7	1:36.442	169.99	0.819		16:31:00.624
36 - D2	23.551	35.404	37.905	245.4	1:36.860	169.25	1.237		16:32:37.484
37 - D2	23.781	35.849	38.084	245.4	1:37.714	167.77	2.091		16:34:15.198

P6 666 GT3PA Vincenzo Sospiri Racing

Lamborghini Huracan GT3 EVO

IDEAL LAP TIME : 1:35.289

BEST LAP TIME : 1:35.376

DIFFERENCE : 0.087

D1: Alex AU

D2: Frederik SCHANDORFF

LAP	SECTOR 1	SECTOR 2	SECTOR 3	SPEED TRAP	LAP TIME	KPH	DIFF	TIME OF DAY
1 - D1		37.680	41.912	216.4	1:50.081	148.93	14.705	15:34:44.290
2 - D1		36.378	38.243	245.4	1:38.348	166.69	2.972	15:36:22.638
3 - D1	23.453	35.830	37.942	247.7	1:37.225	168.62	1.849	15:37:59.863
4 - D1	23.432	35.680	37.845	246.5	1:36.957	169.08	1.581	15:39:36.820
5 - D1	23.453	35.723	37.431	247.7	1:36.607	169.70	1.231	15:41:13.427
6 - D1	23.400	35.609	37.578	247.1	1:36.587	169.73	1.211	15:42:50.014
7 - D1	24.015	35.421	37.807	246.0	1:37.243	168.59	1.867	15:44:27.257
8 - D1	23.355	35.401	37.940	247.7	1:36.696	169.54	1.320	15:46:03.953
9 - D1	23.259	35.567	37.762	247.7	1:36.588	169.73	1.212	15:47:40.541
10 - D1	23.570	35.984	37.771	247.1	1:37.325	168.45	1.949	15:49:17.866
11 - D1	23.448	36.782	37.809	249.4	1:38.039	167.22	2.663	15:50:55.905
12 - D1	23.775	36.916	39.417	247.7	1:40.108	163.76	4.732	15:52:36.013
13 - D1	23.415	36.167	38.272	247.7	1:37.854	167.53	2.478	15:54:13.867
14 - D1	23.491	35.855	39.160	246.5	1:38.506	166.43	3.130	15:55:52.373
15 - D1	23.506	36.488	38.216	246.5	1:38.210	166.93	2.834	15:57:30.583
16 - D1	23.434	35.925	38.132	246.5	1:37.491	168.16	2.115	15:59:08.074
17 - D1	23.473	36.086	IN PIT	246.0	1:39.099 P	165.43	3.723	16:00:47.173
18 - D2	OUTLAP	35.937	37.398	241.6	3:03.392	89.39	1:28.016	16:03:50.565
19 - D2	23.318	35.212	37.085	246.0	1:35.615 (2)	171.46	0.239	16:05:26.180
20 - D2	23.172	35.083	37.121	247.1	1:35.376 (1)	171.89		16:07:01.556
21 - D2	23.172	35.308	37.455	247.7	1:35.935	170.89	0.559	16:08:37.491
22 - D2	23.194	35.681	37.583	248.8	1:36.458	169.96	1.082	16:10:13.949
23 - D2	23.144	35.196	37.361	248.2	1:35.701 (3)	171.30	0.325	16:11:49.650
24 - D2	23.187	35.323	37.582	249.4	1:36.092	170.61	0.716	16:13:25.742
25 - D2	23.491	35.551	37.975	250.0	1:37.017	168.98	1.641	16:15:02.759
26 - D2	23.418	35.840	37.721	250.0	1:36.979	169.05	1.603	16:16:39.738
27 - D2	23.382	35.559	37.915	248.8	1:36.856	169.26	1.480	16:18:16.594
28 - D2	23.146	35.335	37.346	250.0	1:35.827	171.08	0.451	16:19:52.421
29 - D2	23.127	35.401	37.418	250.0	1:35.940	170.88	0.564	16:21:28.361
30 - D2	23.202	35.436	37.320	248.8	1:35.958	170.84	0.582	16:23:04.319
31 - D2	23.196	35.668	37.701	251.7	1:36.565	169.77	1.189	16:24:40.884
32 - D2	23.275	35.235	37.364	248.8	1:35.874	170.99	0.498	16:26:16.758
33 - D2	23.359	35.309	37.514	248.2	1:36.182	170.45	0.806	16:27:52.940
34 - D2	23.548	35.290	37.514	248.8	1:36.352	170.15	0.976	16:29:29.292
35 - D2	23.194	35.402	37.355	248.8	1:35.951	170.86	0.575	16:31:05.243
36 - D2	23.290	35.410	37.442	247.7	1:36.142	170.52	0.766	16:32:41.385
37 - D2	23.272	35.793	37.984	249.4	1:37.049	168.92	1.673	16:34:18.434

Weather / Track : Sunny / Dry

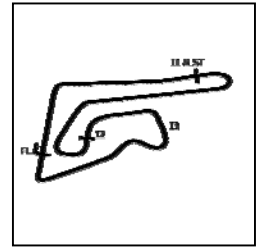
Chang International

Circuit Length = 4.554 km

Start: 15:32 Flag 16:33 End: 16:39

Blancpain GT World Challenge Asia

RACE 1 - SECTOR ANALYSIS



SECTOR 1 = FL to I1, SECTOR 2 = I1 to I2 SECTOR 3 = I2 to I3, SECTOR 4 = I3 to FL, DIFF = Difference To Personal Best Lap, P = Crossed Finish Line in Pit Lane, D = Time Disallowed

P7 75 GT3PA T2 Motorsports				Ferrari 488 GT3				
IDEAL LAP TIME : 1:35.334		BEST LAP TIME : 1:35.608		DIFFERENCE : 0.274				
D1: David TJIPTOBIANTORO		D2: Rio HARYANTO						
LAP	SECTOR 1	SECTOR 2	SECTOR 3	SPEED TRAP	LAP TIME	KPH	DIFF	TIME OF DAY
1 - D1		37.809	41.291	232.2	1:50.550	148.29	14.942	15:34:44.759
2 - D1	24.328	36.480	38.921	246.5	1:39.729	164.38	4.121	15:36:24.488
3 - D1	23.441	35.949	38.135	248.2	1:37.525	168.10	1.917	15:38:02.013
4 - D1	23.391	36.241	37.833	246.5	1:37.465	168.20	1.857	15:39:39.478
5 - D1	23.333	36.445	37.896	248.2	1:37.674	167.84	2.066	15:41:17.152
6 - D1	23.504	36.029	37.868	247.7	1:37.401	168.31	1.793	15:42:54.553
7 - D1	23.442	35.682	37.879	247.7	1:37.003	169.00	1.395	15:44:31.556
8 - D1	23.356	35.783	37.743	247.7	1:36.882	169.22	1.274	15:46:08.438
9 - D1	23.314	35.882	38.365	247.1	1:37.561	168.04	1.953	15:47:45.999
10 - D1	23.566	36.010	38.078	248.2	1:37.654	167.88	2.046	15:49:23.653
11 - D1	23.728	35.720	38.407	247.7	1:37.855	167.53	2.247	15:51:01.508
12 - D1	23.569	36.847	38.493	248.8	1:38.909	165.75	3.301	15:52:40.417
13 - D1	24.221	35.961	38.176	246.5	1:38.358	166.68	2.750	15:54:18.775
14 - D1	23.304	35.880	38.206	248.8	1:37.390	168.33	1.782	15:55:56.165
15 - D1	23.491	35.949	38.019	247.7	1:37.459	168.21	1.851	15:57:33.624
16 - D1	23.314	35.857	IN PIT	248.2	1:41.075	P 162.20	5.467	15:59:14.699
17 - D2	OUTLAP	35.678	37.805	245.4	3:03.523	89.33	1:27.915	16:02:18.222
18 - D2	23.069	35.422	37.243	249.4	1:35.734	171.24	0.126	16:03:53.956
19 - D2	23.130	35.416	37.755	248.8	1:36.301	170.24	0.693	16:05:30.257
20 - D2	23.146	35.360	37.247	250.0	1:35.753	171.21	0.145	16:07:06.010
21 - D2	23.110	35.475	37.620	248.8	1:36.205	170.41	0.597	16:08:42.215
22 - D2	22.947	35.216	37.543	250.5	1:35.706	(3) 171.29	0.098	16:10:17.921
23 - D2	23.136	35.336	37.281	249.4	1:35.753	171.21	0.145	16:11:53.674
24 - D2	23.063	35.265	37.446	250.5	1:35.774	171.17	0.166	16:13:29.448
25 - D2	23.029	35.273	37.340	251.1	1:35.642	(2) 171.41	0.034	16:15:05.090
26 - D2	23.048	35.418	37.727	250.0	1:36.193	170.43	0.585	16:16:41.283
27 - D2	23.571	35.435	38.442	250.5	1:37.448	168.23	1.840	16:18:18.731
28 - D2	23.173	36.002	38.192	251.1	1:37.367	168.37	1.759	16:19:56.098
29 - D2	23.030	35.654	37.672	251.7	1:36.356	170.14	0.748	16:21:32.454
30 - D2	23.008	35.226	37.374	250.0	1:35.608	(1) 171.47		16:23:08.062
31 - D2	23.017	35.845	37.206	251.7	1:36.068	170.65	0.460	16:24:44.130
32 - D2	23.352	35.494	37.663	249.4	1:36.509	169.87	0.901	16:26:20.639
33 - D2	23.186	35.181	38.000	250.0	1:36.367	170.12	0.759	16:27:57.006
34 - D2	23.119	35.219	37.658	252.3	1:35.996	170.78	0.388	16:29:33.002
35 - D2	23.178	35.326	37.573	249.4	1:36.077	170.63	0.469	16:31:09.079
36 - D2	23.508	35.485	37.798	248.8	1:36.791	169.37	1.183	16:32:45.870
37 - D2	23.318	35.318	38.321	248.8	1:36.957	169.08	1.349	16:34:22.827

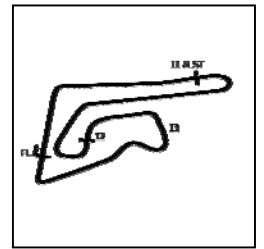
P8 910 GT3PA JRM				Porsche 911 GT3 R				
IDEAL LAP TIME : 1:34.680		BEST LAP TIME : 1:34.953		DIFFERENCE : 0.273				
D1: Chao LI		D2: Chris VAN DER DRIFT						
LAP	SECTOR 1	SECTOR 2	SECTOR 3	SPEED TRAP	LAP TIME	KPH	DIFF	TIME OF DAY
1 - D1		37.573	40.803	242.6	1:49.628	149.54	14.675	15:34:43.837
2 - D1	23.865	36.351	40.586	244.3	1:40.802	162.63	5.849	15:36:24.639
3 - D1	23.953	36.238	38.317	246.0	1:38.508	166.42	3.555	15:38:03.147
4 - D1	24.261	36.566	38.413	242.1	1:39.240	165.19	4.287	15:39:42.387
5 - D1	23.616	35.901	38.233	244.3	1:37.750	167.71	2.797	15:41:20.137
6 - D1	23.579	36.431	38.121	244.3	1:38.131	167.06	3.178	15:42:58.268
7 - D1	23.495	36.366	38.580	244.3	1:38.441	166.54	3.488	15:44:36.709
8 - D1	23.807	37.016	39.068	243.7	1:39.891	164.12	4.938	15:46:16.600
9 - D1	23.804	36.461	38.710	243.7	1:38.975	165.64	4.022	15:47:55.575
10 - D1	23.722	36.579	38.669	244.8	1:38.970	165.65	4.017	15:49:34.545
11 - D1	23.893	36.413	38.623	243.2	1:38.929	165.71	3.976	15:51:13.474
12 - D1	23.865	36.357	38.454	244.3	1:38.676	166.14	3.723	15:52:52.150
13 - D1	23.749	37.732	39.023	244.3	1:40.504	163.12	5.551	15:54:32.654
14 - D1	23.822	36.579	38.742	246.0	1:39.143	165.36	4.190	15:56:11.797
15 - D1	23.725	36.375	38.981	242.6	1:39.081	165.46	4.128	15:57:50.878
16 - D1	23.668	37.491	IN PIT	243.2	1:41.747	P 161.12	6.794	15:59:32.625
17 - D2	OUTLAP	35.561	37.264	238.9	3:06.012	88.13	1:31.059	16:02:38.637

Weather / Track : Sunny / Dry

Chang International
Circuit Length = 4.554 km
Start: 15:32 Flag 16:33 End: 16:39

Blancpain GT World Challenge Asia

RACE 1 - SECTOR ANALYSIS



SECTOR 1 = FL to I1, SECTOR 2 = I1 to I2 SECTOR 3 = I2 to I3, SECTOR 4 = I3 to FL, DIFF = Difference To Personal Best Lap, P = Crossed Finish Line in Pit Lane, D = Time Disallowed

Lap	Time	Sector 1	Sector 2	Sector 3	Sector 4	Diff	P	D	Total Time
18 - D2	23.210	34.913	36.932	241.6	1:35.055	172.47		0.102	16:04:13.692
19 - D2	23.172	34.811	37.018	243.7	1:35.001 (2)	172.57		0.048	16:05:48.693
20 - D2	23.402	35.269	36.968	243.7	1:35.639	171.41		0.686	16:07:24.332
21 - D2	23.111	35.033	37.024	245.4	1:35.168	172.26		0.215	16:08:59.500
22 - D2	23.165	35.008	37.043	244.8	1:35.216	172.18		0.263	16:10:34.716
23 - D2	23.102	35.472	37.024	246.0	1:35.598	171.49		0.645	16:12:10.314
24 - D2	23.089	34.936	37.073	245.4	1:35.098	172.39		0.145	16:13:45.412
25 - D2	23.067	35.074	36.860	245.4	1:35.001 (2)	172.57		0.048	16:15:20.413
26 - D2	23.075	35.204	37.013	245.4	1:35.292	172.04		0.339	16:16:55.705
27 - D2	23.123	34.917	36.913	246.0	1:34.953 (1)	172.65			16:18:30.658
28 - D2	23.269	34.790	37.094	245.4	1:35.153	172.29		0.200	16:20:05.811
29 - D2	23.214	34.946	37.268	244.8	1:35.428	171.79		0.475	16:21:41.239
30 - D2	23.143	35.046	37.029	246.0	1:35.218	172.17		0.265	16:23:16.457
31 - D2	23.065	35.078	37.110	246.5	1:35.253	172.11		0.300	16:24:51.710
32 - D2	23.840	35.008	37.321	245.4	1:36.169	170.47		1.216	16:26:27.879
33 - D2	23.117	34.847	37.185	246.5	1:35.149	172.30		0.196	16:28:03.028
34 - D2	23.090	34.995	37.903	247.1	1:35.988	170.79		1.035	16:29:39.016
35 - D2	23.537	34.879	37.313	246.0	1:35.729	171.25		0.776	16:31:14.745
36 - D2	23.106	34.974	37.161	245.4	1:35.241	172.13		0.288	16:32:49.986
37 - D2	23.030	34.996	37.219	246.0	1:35.245	172.12		0.292	16:34:25.231

P9 21 GT3PA OpenRoad Racing

Porsche 911 GT3 R

IDEAL LAP TIME : 1:35.809

BEST LAP TIME : 1:36.007

DIFFERENCE : 0.198

D1: Philippe DESCOMBES D2: Francis TJIA

LAP	SECTOR 1	SECTOR 2	SECTOR 3	SPEED TRAP	LAP TIME	KPH	DIFF	TIME OF DAY
1 - D1		37.162	38.162	241.0	1:45.417	155.51	9.410	15:34:39.626
2 - D1	23.272	35.305	37.512	246.0	1:36.089 (2)	170.61	0.082	15:36:15.715
3 - D1	23.139	35.361	37.507	247.1	1:36.007 (1)	170.76		15:37:51.722
4 - D1	23.223	35.202	37.664	246.5	1:36.089 (2)	170.61	0.082	15:39:27.811
5 - D1	23.240	35.639	37.468	247.1	1:36.347	170.15	0.340	15:41:04.158
6 - D1	23.201	35.479	37.514	247.1	1:36.194	170.43	0.187	15:42:40.352
7 - D1	23.318	35.515	37.721	247.7	1:36.554	169.79	0.547	15:44:16.906
8 - D1	23.334	36.164	38.040	246.0	1:37.538	168.08	1.531	15:45:54.444
9 - D1	23.315	35.403	37.869	246.5	1:36.587	169.73	0.580	15:47:31.031
10 - D1	23.215	35.663	39.521	249.4	1:38.399	166.61	2.392	15:49:09.430
11 - D1	23.693	35.882	38.047	246.5	1:37.622	167.93	1.615	15:50:47.052
12 - D1	23.222	35.688	38.005	248.2	1:36.915	169.16	0.908	15:52:23.967
13 - D1	23.356	35.395	37.699	246.5	1:36.450	169.97	0.443	15:54:00.417
14 - D1	23.293	35.489	38.017	246.0	1:36.799	169.36	0.792	15:55:37.216
15 - D1	23.391	35.826	37.832	248.2	1:37.049	168.92	1.042	15:57:14.265
16 - D1	23.298	35.369	37.688	242.1	1:36.355	170.14	0.348	15:58:50.620
17 - D1	23.386	35.373	37.644	246.0	1:36.403	170.06	0.396	16:00:27.023
18 - D1	23.383	36.184	37.841	244.8	1:37.408	168.30	1.401	16:02:04.431
19 - D1	23.272	36.169	38.247	238.4	1:37.688	167.82	1.681	16:03:42.119
20 - D1	23.686	36.071	IN PIT	245.4	1:39.603	P 164.59	3.596	16:05:21.722
21 - D2	OUTLAP	37.644	39.638	241.0	3:09.916	86.32	1:33.909	16:08:31.638
22 - D2	23.554	36.269	38.970	244.8	1:38.793	165.94	2.786	16:10:10.431
23 - D2	24.115	35.901	37.821	243.2	1:37.837	167.56	1.830	16:11:48.268
24 - D2	23.565	35.495	38.133	246.0	1:37.193	168.67	1.186	16:13:25.461
25 - D2	23.440	35.559	37.986	247.7	1:36.985	169.04	0.978	16:15:02.446
26 - D2	23.394	35.753	38.046	247.7	1:37.193	168.67	1.186	16:16:39.639
27 - D2	24.132	35.685	38.791	247.1	1:38.608	166.25	2.601	16:18:18.247
28 - D2	23.448	35.911	37.826	246.5	1:37.185	168.69	1.178	16:19:55.432
29 - D2	23.309	35.791	38.466	247.7	1:37.566	168.03	1.559	16:21:32.998
30 - D2	23.373	35.490	37.616	247.7	1:36.479	169.92	0.472	16:23:09.477
31 - D2	23.300	35.665	38.187	247.7	1:37.152	168.75	1.145	16:24:46.629
32 - D2	23.320	36.688	38.254	249.4	1:38.262	166.84	2.255	16:26:24.891
33 - D2	23.301	35.466	38.180	245.4	1:36.947	169.10	0.940	16:28:01.838
34 - D2	23.405	35.401	38.241	246.5	1:37.047	168.93	1.040	16:29:38.885
35 - D2	23.802	35.328	38.024	246.5	1:37.154	168.74	1.147	16:31:16.039
36 - D2	23.307	36.066	38.658	245.4	1:38.031	167.23	2.024	16:32:54.070
37 - D2	23.512	35.846	38.254	244.8	1:37.612	167.95	1.605	16:34:31.682

Weather / Track : Sunny / Dry

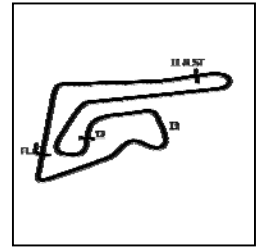
Chang International

Circuit Length = 4.554 km

Start: 15:32 Flag 16:33 End: 16:39

Blancpain GT World Challenge Asia

RACE 1 - SECTOR ANALYSIS



SECTOR 1 = FL to I1, SECTOR 2 = I1 to I2 SECTOR 3 = I2 to I3, SECTOR 4 = I3 to FL, DIFF = Difference To Personal Best Lap, P = Crossed Finish Line in Pit Lane, D = Time Disallowed

P10 8 GT3PA ARN Racing				Porsche 911 GT3 R					
IDEAL LAP TIME : 1:35.020		BEST LAP TIME : 1:35.356		DIFFERENCE : 0.336					
D1: Hiroaki NAGAI		D2: Yuta KAMIMURA							
LAP	SECTOR 1	SECTOR 2	SECTOR 3	SPEED TRAP	LAP TIME	KPH	DIFF	TIME OF DAY	
1 - D1		40.610	40.144	241.0	1:53.174	144.85	17.818	15:34:47.383	
2 - D1	24.197	36.612	40.344	246.5	1:41.153	162.07	5.797	15:36:28.536	
3 - D1	23.984	36.355	38.637	245.4	1:38.976	165.64	3.620	15:38:07.512	
4 - D1	24.315	36.067	38.301	243.2	1:38.683	166.13	3.327	15:39:46.195	
5 - D1	23.830	35.939	38.534	244.8	1:38.303	166.77	2.947	15:41:24.498	
6 - D1	25.155	36.326	38.132	241.6	1:39.613	164.58	4.257	15:43:04.111	
7 - D1	23.847	35.924	38.467	244.3	1:38.238	166.88	2.882	15:44:42.349	
8 - D1	23.762	36.064	38.567	244.8	1:38.393	166.62	3.037	15:46:20.742	
9 - D1	23.546	36.415	38.483	244.8	1:38.444	166.53	3.088	15:47:59.186	
10 - D1	23.694	35.920	38.602	245.4	1:38.216	166.92	2.860	15:49:37.402	
11 - D1	23.709	35.944	38.394	245.4	1:38.047	167.20	2.691	15:51:15.449	
12 - D1	23.680	36.037	38.217	246.0	1:37.934	167.40	2.578	15:52:53.383	
13 - D1	23.767	36.738	38.913	244.8	1:39.418	164.90	4.062	15:54:32.801	
14 - D1	24.045	36.549	39.102	246.5	1:39.696	164.44	4.340	15:56:12.497	
15 - D1	23.801	35.896	38.933	244.3	1:38.630	166.22	3.274	15:57:51.127	
16 - D1	23.754	36.903	38.417	244.8	1:39.074	165.47	3.718	15:59:30.201	
17 - D1	23.644	36.132	IN PIT	244.3	1:41.019	P 162.29	5.663	16:01:11.220	
18 - D2	OUTLAP	35.975	37.435	238.4	3:04.102	89.05	1:28.746	16:04:15.322	
19 - D2	23.337	35.366	37.323	244.8	1:36.026	170.72	0.670	16:05:51.348	
20 - D2	23.241	35.130	37.435	244.3	1:35.806	171.12	0.450	16:07:27.154	
21 - D2	23.332	35.538	37.371	245.4	1:36.241	170.34	0.885	16:09:03.395	
22 - D2	23.239	34.980	37.490	246.0	1:35.709	171.29	0.353	16:10:39.104	
23 - D2	23.635	35.126	37.765	245.4	1:36.526	169.84	1.170	16:12:15.630	
24 - D2	23.241	35.744	37.931	248.2	1:36.916	169.16	1.560	16:13:52.546	
25 - D2	23.248	35.274	37.322	245.4	1:35.844	171.05	0.488	16:15:28.390	
26 - D2	23.280	35.174	37.439	246.0	1:35.893	170.96	0.537	16:17:04.283	
27 - D2	23.448	35.033	37.095	245.4	1:35.576	(3) 171.53	0.220	16:18:39.859	
28 - D2	23.378	35.073	37.320	246.0	1:35.771	171.18	0.415	16:20:15.630	
29 - D2	23.170	35.078	37.627	246.5	1:35.875	170.99	0.519	16:21:51.505	
30 - D2	23.169	35.306	37.003	246.0	1:35.478	(2) 171.70	0.122	16:23:26.983	
31 - D2	23.126	35.133	37.528	246.0	1:35.787	171.15	0.431	16:25:02.770	
32 - D2	23.186	35.195	37.526	246.5	1:35.907	170.94	0.551	16:26:38.677	
33 - D2	23.179	35.129	37.819	246.5	1:36.127	170.54	0.771	16:28:14.804	
34 - D2	23.578	35.049	37.437	245.4	1:36.064	170.66	0.708	16:29:50.868	
35 - D2	23.103	35.222	37.533	246.0	1:35.858	171.02	0.502	16:31:26.726	
36 - D2	23.037	35.091	37.228	246.0	1:35.356 (1)	171.92		16:33:02.082	
37 - D2	23.084	35.045	37.630	246.0	1:35.759	171.20	0.403	16:34:37.841	

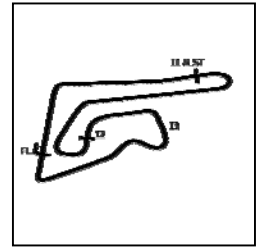
P11 59 GT3PA Singha Plan-B by Absolute Racing				Audi R8 LMS GT3 2019					
IDEAL LAP TIME : 1:34.788		BEST LAP TIME : 1:34.993		DIFFERENCE : 0.205					
D1: Bhurit BHIROMBHAKDI		D2: Kantasak KUSIRI							
LAP	SECTOR 1	SECTOR 2	SECTOR 3	SPEED TRAP	LAP TIME	KPH	DIFF	TIME OF DAY	
1 - D1		47.896	40.915	246.0	1:59.461	137.23	24.468	15:34:53.670	
2 - D1	23.965	36.190	38.511	246.5	1:38.666	166.16	3.673	15:36:32.336	
3 - D1	23.343	39.150	39.022	250.0	1:41.515	161.49	6.522	15:38:13.851	
4 - D1	24.380	36.390	38.329	245.4	1:39.099	165.43	4.106	15:39:52.950	
5 - D1	23.631	36.221	37.766	246.5	1:37.618	167.94	2.625	15:41:30.568	
6 - D1	23.621	36.587	38.657	249.4	1:38.865	165.82	3.872	15:43:09.433	
7 - D1	24.883	36.234	38.092	243.7	1:39.209	165.25	4.216	15:44:48.642	
8 - D1	23.405	36.402	38.161	247.1	1:37.968	167.34	2.975	15:46:26.610	
9 - D1	23.528	36.550	38.834	247.7	1:38.912	165.74	3.919	15:48:05.522	
10 - D1	23.606	35.949	38.024	247.1	1:37.579	168.01	2.586	15:49:43.101	
11 - D1	23.420	35.978	38.197	247.7	1:37.595	167.98	2.602	15:51:20.696	
12 - D1	23.359	35.789	38.098	248.2	1:37.246	168.58	2.253	15:52:57.942	
13 - D1	23.455	36.950	38.615	248.8	1:39.020	165.56	4.027	15:54:36.962	
14 - D1	24.603	36.081	39.630	244.3	1:40.314	163.43	5.321	15:56:17.276	
15 - D1	24.124	36.836	38.185	246.5	1:39.145	165.35	4.152	15:57:56.421	
16 - D1	23.469	37.008	IN PIT	247.7	1:43.023	P 159.13	8.030	15:59:39.444	
17 - D2	OUTLAP	36.524	37.234	241.6	3:06.539	87.88	1:31.546	16:02:45.983	

Weather / Track : Sunny / Dry

Chang International
Circuit Length = 4.554 km
Start: 15:32 Flag 16:33 End: 16:39

Blancpain GT World Challenge Asia

RACE 1 - SECTOR ANALYSIS



SECTOR 1 = FL to I1, SECTOR 2 = I1 to I2 SECTOR 3 = I2 to I3, SECTOR 4 = I3 to FL, DIFF = Difference To Personal Best Lap, P = Crossed Finish Line in Pit Lane, D = Time Disallowed

Lap	Time	S1	S2	S3	S4	Diff	P	D	Total
18 - D2	23.282	35.338	37.012	247.7	1:35.632	171.43		0.639	16:04:21.615
19 - D2	23.029	35.117	36.847	248.8	1:34.993 (1)	172.58			16:05:56.608
20 - D2	23.028	35.043	36.934	249.4	1:35.005 (2)	172.56		0.012	16:07:31.613
21 - D2	22.927	35.162	37.715	250.0	1:35.804	171.12		0.811	16:09:07.417
22 - D2	22.997	35.351	36.906	250.0	1:35.254	172.11		0.261	16:10:42.671
23 - D2	23.099	35.014	36.974	248.8	1:35.087 (3)	172.41		0.094	16:12:17.758
24 - D2	22.980	35.688	38.006	250.0	1:36.674	169.58		1.681	16:13:54.432
25 - D2	23.227	35.192	37.453	249.4	1:35.872	171.00		0.879	16:15:30.304
26 - D2	23.069	35.167	37.134	251.1	1:35.370	171.90		0.377	16:17:05.674
27 - D2	23.032	35.148	37.127	250.5	1:35.307	172.01		0.314	16:18:40.981
28 - D2	23.019	35.268	37.438	250.5	1:35.725	171.26		0.732	16:20:16.706
29 - D2	23.065	35.231	37.710	251.1	1:36.006	170.76		1.013	16:21:52.712
30 - D2	23.101	35.221	37.211	250.5	1:35.533	171.60		0.540	16:23:28.245
31 - D2	23.147	35.141	37.065	250.5	1:35.353	171.93		0.360	16:25:03.598
32 - D2	23.117	35.203	37.180	250.5	1:35.500	171.66		0.507	16:26:39.098
33 - D2	23.140	35.283	37.540	250.5	1:35.963	170.84		0.970	16:28:15.061
34 - D2	23.544	35.526	37.147	251.1	1:36.217	170.38		1.224	16:29:51.278
35 - D2	23.156	35.491	37.121	251.7	1:35.768	171.18		0.775	16:31:27.046
36 - D2	23.034	35.344	37.444	251.7	1:35.822	171.09		0.829	16:33:02.868
37 - D2	23.036	35.453	37.589	250.5	1:36.078	170.63		1.085	16:34:38.946

P12 888 GT3PA Triple Eight Race Engineering Australia Mercedes-AMG GT3

IDEAL LAP TIME : 1:34.113 BEST LAP TIME : 1:34.349 DIFFERENCE : 0.236

D1: HH Prince Abdul Rahman D2: Jazeman JAAFAR

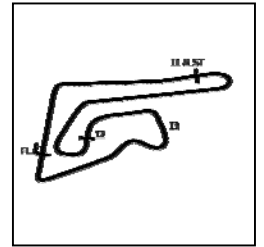
LAP	SECTOR 1	SECTOR 2	SECTOR 3	SPEED TRAP	LAP TIME	KPH	DIFF	TIME OF DAY
1 - D1		39.422	40.656	234.2	1:52.300	145.98	17.951	15:34:46.509
2 - D1	23.873	37.132	58.160	247.7	1:59.165	137.57	24.816	15:36:45.674
3 - D1	24.197	37.962	39.819	246.5	1:41.978	160.76	7.629	15:38:27.652
4 - D1	24.256	37.688	39.070	245.4	1:41.014	162.29	6.665	15:40:08.666
5 - D1	24.052	36.986	38.858	246.0	1:39.896	164.11	5.547	15:41:48.562
6 - D1	23.778	36.705	39.265	247.1	1:39.748	164.35	5.399	15:43:28.310
7 - D1	23.750	36.917	38.294	247.1	1:38.961	165.66	4.612	15:45:07.271
8 - D1	23.486	36.505	38.798	247.7	1:38.789	165.95	4.440	15:46:46.060
9 - D1	23.695	36.145	38.342	247.1	1:38.182	166.97	3.833	15:48:24.242
10 - D1	23.486	36.233	38.226	248.2	1:37.945	167.38	3.596	15:50:02.187
11 - D1	23.440	36.205	38.171	247.7	1:37.816	167.60	3.467	15:51:40.003
12 - D1	23.499	37.390	38.462	247.7	1:39.351	165.01	5.002	15:53:19.354
13 - D1	23.613	36.291	38.549	247.1	1:38.453	166.52	4.104	15:54:57.807
14 - D1	23.452	36.207	38.263	247.7	1:37.922	167.42	3.573	15:56:35.729
15 - D1	23.782	36.146	IN PIT	247.7	1:42.195 P	160.42	7.846	15:58:17.924
16 - D2	OUTLAP	35.898	37.057	243.2	3:05.815	88.22	1:31.466	16:01:23.739
17 - D2	23.047	35.147	36.750	247.7	1:34.944	172.67	0.595	16:02:58.683
18 - D2	23.051	35.603	37.117	250.0	1:35.771	171.18	1.422	16:04:34.454
19 - D2	22.960	34.953	36.846	248.8	1:34.759	173.01	0.410	16:06:09.213
20 - D2	22.908	35.319	37.210	251.1	1:35.437	171.78	1.088	16:07:44.650
21 - D2	23.229	34.702	36.623	248.2	1:34.554	173.38	0.205	16:09:19.204
22 - D2	22.953	35.241	36.992	248.8	1:35.186	172.23	0.837	16:10:54.390
23 - D2	23.038	35.093	37.053	248.2	1:35.184	172.23	0.835	16:12:29.574
24 - D2	23.381	34.889	36.802	247.7	1:35.072	172.44	0.723	16:14:04.646
25 - D2	23.243	35.871	37.315	249.4	1:36.429	170.01	2.080	16:15:41.075
26 - D2	22.987	34.753	36.848	248.8	1:34.588	173.32	0.239	16:17:15.663
27 - D2	22.992	34.706	36.808	249.4	1:34.506 (3)	173.47	0.157	16:18:50.169
28 - D2	22.985	34.772	36.714	249.4	1:34.471 (2)	173.53	0.122	16:20:24.640
29 - D2	23.553	34.903	36.812	247.1	1:35.268	172.08	0.919	16:21:59.908
30 - D2	22.946	35.320	36.977	250.5	1:35.243	172.13	0.894	16:23:35.151
31 - D2	23.072	34.904	36.744	248.8	1:34.720	173.08	0.371	16:25:09.871
32 - D2	23.097	35.060	36.823	249.4	1:34.980	172.60	0.631	16:26:44.851
33 - D2	23.012	36.110	36.883	251.1	1:36.005	170.76	1.656	16:28:20.856
34 - D2	22.945	35.143	37.764	251.7	1:35.852	171.03	1.503	16:29:56.708
35 - D2	23.013	34.895	37.005	248.8	1:34.913	172.73	0.564	16:31:31.621
36 - D2	23.064	34.815	36.882	248.2	1:34.761	173.00	0.412	16:33:06.382
37 - D2	23.012	34.582	36.755	248.2	1:34.349 (1)	173.76		16:34:40.731

Weather / Track : Sunny / Dry

Chang International
Circuit Length = 4.554 km
Start: 15:32 Flag 16:33 End: 16:39

Blancpain GT World Challenge Asia

RACE 1 - SECTOR ANALYSIS



SECTOR 1 = FL to I1, SECTOR 2 = I1 to I2 SECTOR 3 = I2 to I3, SECTOR 4 = I3 to FL, DIFF = Difference To Personal Best Lap, P = Crossed Finish Line in Pit Lane, D = Time Disallowed

P13 99 GT3S Craft-Bamboo Racing				Mercedes-AMG GT3				
IDEAL LAP TIME : 1:35.587		BEST LAP TIME : 1:35.641		DIFFERENCE : 0.054				
D1: Darryl O'YOUNG		D2: Christina NIELSEN						
LAP	SECTOR 1	SECTOR 2	SECTOR 3	SPEED TRAP	LAP TIME	KPH	DIFF	TIME OF DAY
1 - D1		36.322	37.584	238.4	1:43.136	158.95	7.495	15:34:37.345
2 - D1	23.506	35.491	37.571	244.3	1:36.568	169.77	0.927	15:36:13.913
3 - D1	23.471	35.536	37.518	245.4	1:36.525	169.84	0.884	15:37:50.438
4 - D1	23.551	35.373	37.513	244.8	1:36.437	170.00	0.796	15:39:26.875
5 - D1	23.455	35.529	37.296	245.4	1:36.280	170.27	0.639	15:41:03.155
6 - D1	23.510	35.394	37.400	246.0	1:36.304	170.23	0.663	15:42:39.459
7 - D1	23.585	35.378	37.502	244.8	1:36.465	169.95	0.824	15:44:15.924
8 - D1	23.559	35.642	37.302	246.0	1:36.503	169.88	0.862	15:45:52.427
9 - D1	23.541	35.547	37.608	245.4	1:36.696	169.54	1.055	15:47:29.123
10 - D1	23.385	36.835	38.793	248.2	1:39.013	165.57	3.372	15:49:08.136
11 - D1	23.522	36.299	37.560	244.8	1:37.381	168.35	1.740	15:50:45.517
12 - D1	23.437	35.604	37.403	246.0	1:36.444	169.98	0.803	15:52:21.961
13 - D1	23.525	35.609	37.370	245.4	1:36.504	169.88	0.863	15:53:58.465
14 - D1	23.529	36.204	38.406	246.5	1:38.139	167.05	2.498	15:55:36.604
15 - D1	23.529	35.466	37.728	246.5	1:36.723	169.49	1.082	15:57:13.327
16 - D1	23.463	35.356	37.461	246.0	1:36.280	170.27	0.639	15:58:49.607
17 - D1	23.460	35.367	37.779	246.0	1:36.606	169.70	0.965	16:00:26.213
18 - D1	23.584	36.407	37.773	244.8	1:37.764	167.69	2.123	16:02:03.977
19 - D1	23.557	35.947	38.610	247.1	1:38.114	167.09	2.473	16:03:42.091
20 - D1	23.890	36.479	37.930	249.4	1:38.299	166.78	2.658	16:05:20.390
21 - D1	23.390	35.507	IN PIT	246.0	1:38.051	P 167.20	2.410	16:06:58.441
22 - D2	OUTLAP	37.751	38.418	235.8	3:11.145	85.76	1:35.504	16:10:09.586
23 - D2	23.640	35.971	38.037	245.4	1:37.648	167.89	2.007	16:11:47.234
24 - D2	23.475	36.093	38.269	247.7	1:37.837	167.56	2.196	16:13:25.071
25 - D2	23.488	35.442	37.732	246.0	1:36.662	169.60	1.021	16:15:01.733
26 - D2	23.501	35.482	37.542	246.5	1:36.525	169.84	0.884	16:16:38.258
27 - D2	23.424	36.012	37.414	247.7	1:36.850	169.27	1.209	16:18:15.108
28 - D2	23.316	35.204	37.413	246.5	1:35.933	(3) 170.89	0.292	16:19:51.041
29 - D2	23.412	35.156	IN PIT	247.1	1:38.364	P 166.67	2.723	16:21:29.405
30 - D2	OUTLAP	35.565	37.454	244.8	2:01.771	134.63	26.130	16:23:31.176
31 - D2	23.217	35.210	37.214	247.1	1:35.641 (1)	171.41		16:25:06.817
32 - D2	23.245	35.213	37.446	247.7	1:35.904	(2) 170.94	0.263	16:26:42.721
33 - D2	23.377	35.977	37.657	248.8	1:37.011	168.99	1.370	16:28:19.732
34 - D2	23.328	35.472	38.750	248.2	1:37.550	168.06	1.909	16:29:57.282
35 - D2	23.501	35.412	37.848	246.5	1:36.761	169.43	1.120	16:31:34.043
36 - D2	23.227	35.320	37.396	247.7	1:35.943	170.87	0.302	16:33:09.986
37 - D2	23.421	35.354	37.806	246.5	1:36.581	169.74	0.940	16:34:46.567

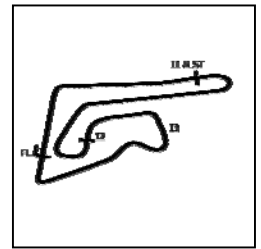
P14 88 GT3PA Craft-Bamboo Racing				Mercedes-AMG GT3				
IDEAL LAP TIME : 1:35.181		BEST LAP TIME : 1:35.492		DIFFERENCE : 0.311				
D1: Jeffrey LEE		D2: Alessio PICARIELLO						
LAP	SECTOR 1	SECTOR 2	SECTOR 3	SPEED TRAP	LAP TIME	KPH	DIFF	TIME OF DAY
1 - D1		40.096	40.376	240.5	1:52.446	145.79	16.954	15:34:46.655
2 - D1	24.259	36.980	40.938	243.7	1:42.177	160.45	6.685	15:36:28.832
3 - D1	24.438	36.134	38.377	244.3	1:38.949	165.68	3.457	15:38:07.781
4 - D1	24.244	36.514	38.334	242.1	1:39.092	165.44	3.600	15:39:46.873
5 - D1	23.968	36.087	38.014	243.7	1:38.069	167.17	2.577	15:41:24.942
6 - D1	24.850	36.766	39.197	223.6	1:40.813	162.62	5.321	15:43:05.755
7 - D1	23.726	36.538	38.556	243.2	1:38.820	165.90	3.328	15:44:44.575
8 - D1	23.790	36.469	38.662	241.6	1:38.921	165.73	3.429	15:46:23.496
9 - D1	25.953	36.898	40.231	236.3	1:43.082	159.04	7.590	15:48:06.578
10 - D1	24.220	37.139	38.751	241.0	1:40.110	163.76	4.618	15:49:46.688
11 - D1	23.948	36.534	38.775	242.1	1:39.257	165.17	3.765	15:51:25.945
12 - D1	24.074	36.540	38.940	241.6	1:39.554	164.67	4.062	15:53:05.499
13 - D1	24.482	36.925	38.969	241.6	1:40.376	163.32	4.884	15:54:45.875
14 - D1	24.215	37.195	40.021	242.1	1:41.431	161.63	5.939	15:56:27.306
15 - D1	25.007	37.490	IN PIT	240.0	1:44.925	P 156.24	9.433	15:58:12.231
16 - D2	OUTLAP	35.955	37.607	238.9	3:07.951	87.22	1:32.459	16:01:20.182
17 - D2	23.366	35.056	37.692	244.3	1:36.114	170.57	0.622	16:02:56.296

Weather / Track : Sunny / Dry

Chang International
Circuit Length = 4.554 km
Start: 15:32 Flag 16:33 End: 16:39

Blancpain GT World Challenge Asia

RACE 1 - SECTOR ANALYSIS



SECTOR 1 = FL to I1, SECTOR 2 = I1 to I2 SECTOR 3 = I2 to I3, SECTOR 4 = I3 to FL, DIFF = Difference To Personal Best Lap, P = Crossed Finish Line in Pit Lane, D = Time Disallowed

Lap	Driver	S1	S2	S3	S4	Speed	Lap Time	Diff	Time of Day
18 - D2		24.199	35.079	37.032	241.6	1:36.310	170.22	0.818	16:04:32.606
19 - D2		23.566	35.049	37.114	244.3	1:35.729 (3)	171.25	0.237	16:06:08.335
20 - D2		23.281	35.280	37.485	244.8	1:36.046	170.69	0.554	16:07:44.381
21 - D2		23.930	35.335	37.250	244.3	1:36.515	169.86	1.023	16:09:20.896
22 - D2		23.344	35.349	37.486	245.4	1:36.179	170.45	0.687	16:10:57.075
23 - D2		23.601	35.245	37.438	244.8	1:36.284	170.27	0.792	16:12:33.359
24 - D2		23.396	35.228	37.296	245.4	1:35.920	170.91	0.428	16:14:09.279
25 - D2		23.544	35.226	38.019	246.0	1:36.789	169.38	1.297	16:15:46.068
26 - D2		23.403	35.322	37.160	245.4	1:35.885	170.97	0.393	16:17:21.953
27 - D2		23.303	35.172	37.385	244.8	1:35.860	171.02	0.368	16:18:57.813
28 - D2		23.369	35.087	37.323	245.4	1:35.779	171.16	0.287	16:20:33.592
29 - D2		23.571	35.103	37.730	244.8	1:36.404	170.05	0.912	16:22:09.996
30 - D2		23.382	35.070	37.283	245.4	1:35.735	171.24	0.243	16:23:45.731
31 - D2		23.387	35.487	37.190	246.0	1:36.064	170.66	0.572	16:25:21.795
32 - D2		23.267	34.956	37.269	246.0	1:35.492 (1)	171.68		16:26:57.287
33 - D2		23.193	35.196	37.251	246.0	1:35.640 (2)	171.41	0.148	16:28:32.927
34 - D2		23.576	35.913	37.556	246.5	1:37.045	168.93	1.553	16:30:09.972
35 - D2		23.385	35.045	37.905	244.8	1:36.335	170.18	0.843	16:31:46.307
36 - D2		23.424	35.171	37.680	245.4	1:36.275	170.28	0.783	16:33:22.582
37 - D2		23.350	35.140	37.814	244.8	1:36.304	170.23	0.812	16:34:58.886

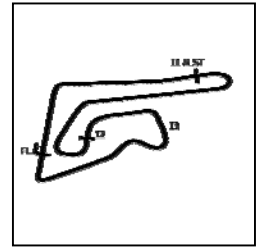
P15 17 GT3PA Anstone Racing				Mercedes-AMG GT3					
IDEAL LAP TIME : 1:35.233		BEST LAP TIME : 1:35.271		DIFFERENCE : 0.038					
D1: Xu WEI		D2: Naoki YOKOMIZO							
LAP	SECTOR 1	SECTOR 2	SECTOR 3	SPEED TRAP	LAP TIME	KPH	DIFF	TIME OF DAY	
1 - D1		41.431	41.414	233.7	1:56.056	141.26	20.785	15:34:50.265	
2 - D1		24.625	36.989	39.151	1:40.765	162.69	5.494	15:36:31.030	
3 - D1		23.877	39.598	39.219	1:42.694	159.64	7.423	15:38:13.724	
4 - D1		24.473	37.191	38.787	1:40.451	163.20	5.180	15:39:54.175	
5 - D1		23.889	37.696	38.685	1:40.270	163.50	4.999	15:41:34.445	
6 - D1		23.495	36.985	38.383	1:38.863	165.82	3.592	15:43:13.308	
7 - D1		23.951	36.340	38.963	1:39.254	165.17	3.983	15:44:52.562	
8 - D1		23.844	37.065	38.258	1:39.167	165.32	3.896	15:46:31.729	
9 - D1		23.614	37.219	39.314	1:40.147	163.70	4.876	15:48:11.876	
10 - D1		23.758	38.725	38.998	1:41.481	161.55	6.210	15:49:53.357	
11 - D1		23.693	36.268	39.713	1:39.674	164.48	4.403	15:51:33.031	
12 - D1		23.748	36.330	39.167	1:39.245	165.19	3.974	15:53:12.276	
13 - D1		23.700	36.924	39.165	1:39.789	164.29	4.518	15:54:52.065	
14 - D1		23.630	36.508	38.759	1:38.897	165.77	3.626	15:56:30.962	
15 - D1		24.083	36.561	39.491	1:40.135	163.72	4.864	15:58:11.097	
16 - D1		24.160	36.534	IN PIT	1:43.527 P	158.35	8.256	15:59:54.624	
17 - D2	OUTLAP	36.269	37.637	242.6	3:14.631	84.23	1:39.360	16:03:09.255	
18 - D2		23.339	35.200	37.354	1:35.893	170.96	0.622	16:04:45.148	
19 - D2		23.074	34.993	37.204	1:35.271 (1)	172.08		16:06:20.419	
20 - D2		23.100	34.983	37.215	1:35.298 (2)	172.03	0.027	16:07:55.717	
21 - D2		23.162	35.374	37.636	1:36.172	170.46	0.901	16:09:31.889	
22 - D2		23.200	35.507	37.230	1:35.937	170.88	0.666	16:11:07.826	
23 - D2		23.239	35.067	37.551	1:35.857	171.02	0.586	16:12:43.683	
24 - D2		23.068	35.109	37.435	1:35.612 (3)	171.46	0.341	16:14:19.295	
25 - D2		23.099	35.113	37.539	1:35.751	171.21	0.480	16:15:55.046	
26 - D2		23.275	35.774	39.451	1:38.500	166.44	3.229	16:17:33.546	
27 - D2		23.306	35.271	38.006	1:36.583	169.74	1.312	16:19:10.129	
28 - D2		23.140	35.297	37.574	1:36.011	170.75	0.740	16:20:46.140	
29 - D2		23.112	35.285	37.494	1:35.891	170.96	0.620	16:22:22.031	
30 - D2		23.272	35.979	37.558	1:36.809	169.34	1.538	16:23:58.840	
31 - D2		23.122	35.395	37.201	1:35.718	171.27	0.447	16:25:34.558	
32 - D2		23.061	35.127	37.660	250.5	1:35.848	0.577	16:27:10.406	
33 - D2		23.106	35.289	37.499	249.4	1:35.894	0.623	16:28:46.300	
34 - D2		23.049	35.013	37.726	250.5	1:35.788	0.517	16:30:22.088	
35 - D2		23.158	36.579	37.400	249.4	1:37.137	1.866	16:31:59.225	
36 - D2		23.181	35.270	37.461	249.4	1:35.912	0.641	16:33:35.137	
37 - D2		23.805	36.347	37.919	248.2	1:38.071	2.800	16:35:13.208	

Weather / Track : Sunny / Dry

Chang International
Circuit Length = 4.554 km
Start: 15:32 Flag 16:33 End: 16:39

Blancpain GT World Challenge Asia

RACE 1 - SECTOR ANALYSIS



SECTOR 1 = FL to I1, SECTOR 2 = I1 to I2 SECTOR 3 = I2 to I3, SECTOR 4 = I3 to FL, DIFF = Difference To Personal Best Lap, P = Crossed Finish Line in Pit Lane, D = Time Disallowed

P16 16 GT3PA Modena Motorsports				Porsche 911 GT3 R				
IDEAL LAP TIME : 1:34.895		BEST LAP TIME : 1:35.337		DIFFERENCE : 0.442				
D1: John SHEN		D2: Benny SIMONSEN						
LAP	SECTOR 1	SECTOR 2	SECTOR 3	SPEED TRAP	LAP TIME	KPH	DIFF	TIME OF DAY
1 - D1		37.837	40.838	232.2	1:50.817	147.94	15.480	15:34:45.026
2 - D1	24.438	36.898	39.269	246.0	1:40.605	162.95	5.268	15:36:25.631
3 - D1	24.131	38.160	39.437	238.4	1:41.728	161.15	6.391	15:38:07.359
4 - D1	24.624	37.522	39.078	240.0	1:41.224	161.96	5.887	15:39:48.583
5 - D1	24.301	37.010	39.274	243.7	1:40.585	162.99	5.248	15:41:29.168
6 - D1	24.172	36.825	39.129	244.3	1:40.126	163.73	4.789	15:43:09.294
7 - D1	25.458	37.232	38.794	226.8	1:41.484	161.54	6.147	15:44:50.778
8 - D1	24.134	36.269	39.012	243.2	1:39.415	164.90	4.078	15:46:30.193
9 - D1	24.014	37.558	39.140	243.2	1:40.712	162.78	5.375	15:48:10.905
10 - D1	24.082	38.898	38.789	243.7	1:41.769	161.09	6.432	15:49:52.674
11 - D1	23.701	36.528	38.898	244.3	1:39.127	165.38	3.790	15:51:31.801
12 - D1	23.778	36.690	39.281	244.3	1:39.749	164.35	4.412	15:53:11.550
13 - D1	24.248	37.472	39.342	240.0	1:41.062	162.22	5.725	15:54:52.612
14 - D1	23.939	36.259	38.710	245.4	1:38.908	165.75	3.571	15:56:31.520
15 - D1	23.906	36.862	IN PIT	242.6	1:42.764	P 159.53	7.427	15:58:14.284
16 - D2	OUTLAP	36.003	37.347	240.5	3:04.969	88.63	1:29.632	16:01:19.253
17 - D2	23.265	35.349	37.819	244.8	1:36.433	170.00	1.096	16:02:55.686
18 - D2	23.341	35.213	36.826	243.7	1:35.380	(3) 171.88	0.043	16:04:31.066
19 - D2	23.282	35.049	37.133	244.3	1:35.464	171.73	0.127	16:06:06.530
20 - D2	23.144	35.073	37.282	245.4	1:35.499	171.67	0.162	16:07:42.029
21 - D2	23.070	35.173	37.294	246.0	1:35.537	171.60	0.200	16:09:17.566
22 - D2	23.315	35.111	37.237	247.1	1:35.663	171.37	0.326	16:10:53.229
23 - D2	23.227	35.199	37.375	246.0	1:35.801	171.12	0.464	16:12:29.030
24 - D2	23.370	36.439	37.320	246.0	1:37.129	168.78	1.792	16:14:06.159
25 - D2	23.175	35.629	38.066	248.8	1:36.870	169.24	1.533	16:15:43.029
26 - D2	23.285	35.110	IN PIT	247.1	1:36.588	P 169.73	1.251	16:17:19.617
27 - D2	OUTLAP	36.194	38.168	248.2	1:57.979	138.96	22.642	16:19:17.596
28 - D2	23.394	35.151	37.532	248.8	1:36.077	170.63	0.740	16:20:53.673
29 - D2	23.229	35.387	37.335	247.7	1:35.951	170.86	0.614	16:22:29.624
30 - D2	23.171	35.412	37.589	248.2	1:36.172	170.46	0.835	16:24:05.796
31 - D2	23.221	35.168	37.109	247.7	1:35.498	171.67	0.161	16:25:41.294
32 - D2	23.132	35.143	37.148	247.1	1:35.423	171.80	0.086	16:27:16.717
33 - D2	23.165	35.354	37.499	248.8	1:36.018	170.74	0.681	16:28:52.735
34 - D2	23.138	34.999	37.200	248.2	1:35.337 (1)	171.96		16:30:28.072
35 - D2	23.714	35.639	37.689	246.5	1:37.042	168.94	1.705	16:32:05.114
36 - D2	23.191	35.016	37.171	246.5	1:35.378	(2) 171.88	0.041	16:33:40.492
37 - D2	23.307	35.727	38.548	246.0	1:37.582	168.00	2.245	16:35:18.074

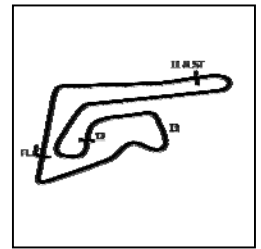
P17 128 GT3AM Vattana Motorsport				Lamborghini Huracan GT3 EVO				
IDEAL LAP TIME : 1:36.576		BEST LAP TIME : 1:36.721		DIFFERENCE : 0.145				
D1: Chonsawat ASAVAHAAME		D2: Akihiro ASAI						
LAP	SECTOR 1	SECTOR 2	SECTOR 3	SPEED TRAP	LAP TIME	KPH	DIFF	TIME OF DAY
1 - D1		39.176	40.158		1:51.298	147.30	14.577	15:34:45.507
2 - D1	24.774	36.856	39.036	240.5	1:40.666	162.85	3.945	15:36:26.173
3 - D1	24.033	37.323	38.478	242.6	1:39.834	164.21	3.113	15:38:06.007
4 - D1	23.688	36.692	38.352	242.1	1:38.732	166.04	2.011	15:39:44.739
5 - D1	23.669	36.594	38.306	244.3	1:38.569	166.32	1.848	15:41:23.308
6 - D1	23.845	36.620	38.502	244.8	1:38.967	165.65	2.246	15:43:02.275
7 - D1	23.726	36.893	38.476	242.6	1:39.095	165.44	2.374	15:44:41.370
8 - D1	23.742	36.538	38.339	241.0	1:38.619	166.23	1.898	15:46:19.989
9 - D1	23.787	37.617	38.445	241.6	1:39.849	164.19	3.128	15:47:59.838
10 - D1	23.670	36.816	38.252	248.8	1:38.738	166.03	2.017	15:49:38.576
11 - D1	23.690	36.300	38.891	244.3	1:38.881	165.79	2.160	15:51:17.457
12 - D1	23.910	37.095	38.921	247.1	1:39.926	164.06	3.205	15:52:57.383
13 - D1	23.699	37.746	38.663		1:40.108	163.76	3.387	15:54:37.491
14 - D1	24.566	36.335	38.480	243.7	1:39.381	164.96	2.660	15:56:16.872
15 - D1	23.612	36.974	38.554	245.4	1:39.140	165.36	2.419	15:57:56.012
16 - D1	23.842	36.605	IN PIT	243.7	1:42.849	P 159.40	6.128	15:59:38.861
17 - D2	OUTLAP	36.931	38.732	237.3	3:17.209	83.13	1:40.488	16:02:56.070

Weather / Track : Sunny / Dry

Chang International
Circuit Length = 4.554 km
Start: 15:32 Flag 16:33 End: 16:39

Blancpain GT World Challenge Asia

RACE 1 - SECTOR ANALYSIS



SECTOR 1 = FL to I1, SECTOR 2 = I1 to I2, SECTOR 3 = I2 to I3, SECTOR 4 = I3 to FL, DIFF = Difference To Personal Best Lap, P = Crossed Finish Line in Pit Lane, D = Time Disallowed

Lap	Time	Diff	Time of Day					
18 - D2	24.642	37.077	38.270	229.7	1:39.989	163.96	3.268	16:04:36.059
19 - D2	23.673	35.858	38.113	246.0	1:37.644	167.89	0.923	16:06:13.703
20 - D2	23.945	35.907	37.884	243.7	1:37.736	167.74	1.015	16:07:51.439
21 - D2	24.488	37.293	37.706	239.4	1:39.487	164.78	2.766	16:09:30.926
22 - D2	23.865	36.455	37.593	244.3	1:37.913	167.43	1.192	16:11:08.839
23 - D2	23.532	35.934	37.600	246.5	1:37.066 (2)	168.89	0.345	16:12:45.905
24 - D2	23.550	35.456	37.715	244.8	1:36.721 (1)	169.50		16:14:22.626
25 - D2	23.917	35.739	37.967	241.6	1:37.623	167.93	0.902	16:16:00.249
26 - D2	23.680	35.882	38.032	244.8	1:37.594	167.98	0.873	16:17:37.843
27 - D2	24.015	37.111	38.340	242.6	1:39.466	164.82	2.745	16:19:17.309
28 - D2	23.598	35.964	37.876	247.7	1:37.438	168.25	0.717	16:20:54.747
29 - D2	23.667	35.659	37.989	247.1	1:37.315 (3)	168.46	0.594	16:22:32.062
30 - D2	24.621	36.068	37.588	238.9	1:38.277	166.81	1.556	16:24:10.339
31 - D2	23.830	35.776	37.963	248.8	1:37.569	168.02	0.848	16:25:47.908
32 - D2	23.911	35.579	38.131		1:37.621	167.93	0.900	16:27:25.529
33 - D2	23.684	35.830	38.524	244.8	1:38.038	167.22	1.317	16:29:03.567
34 - D2	23.639	35.835	38.117	244.8	1:37.591	167.99	0.870	16:30:41.158
35 - D2	24.199	36.103	38.513	246.5	1:38.815	165.91	2.094	16:32:19.973
36 - D2	23.886	37.462	39.259	238.9	1:40.607	162.95	3.886	16:34:00.580

P18 918 GT3PA Panther/AAS Motorsport	Porsche 911 GT3 R
IDEAL LAP TIME : 1:35.152	BEST LAP TIME : 1:35.245
DIFFERENCE : 0.093	
D1: Vutthikorn INTHRAPHUVA D2: Alexandre IMPERATORI	

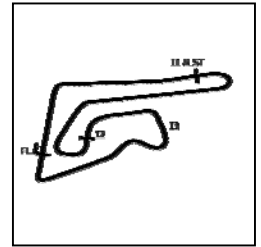
LAP	SECTOR 1	SECTOR 2	SECTOR 3	SPEED TRAP	LAP TIME	KPH	DIFF	TIME OF DAY
1 - D1		37.644	IN PIT	243.2	1:54.510 P	143.16	19.265	15:34:48.719
2 - D1	OUTLAP	35.978	37.456	241.6	2:31.988	107.86	56.743	15:37:20.707
3 - D1	23.290	35.690	37.364	244.8	1:36.344	170.16	1.099	15:38:57.051
4 - D1	23.355	35.427	37.239	244.8	1:36.021	170.73	0.776	15:40:33.072
5 - D1	23.272	35.471	37.451	245.4	1:36.194	170.43	0.949	15:42:09.266
6 - D1	23.205	35.793	38.369	247.1	1:37.367	168.37	2.122	15:43:46.633
7 - D1	23.230	35.573	37.196	247.7	1:35.999	170.77	0.754	15:45:22.632
8 - D1	23.340	35.212	37.262	244.8	1:35.814	171.10	0.569	15:46:58.446
9 - D1	23.208	35.395	37.344	247.1	1:35.947	170.86	0.702	15:48:34.393
10 - D1	23.248	35.667	IN PIT	246.5	1:38.032 P	167.23	2.787	15:50:12.425
11 - D1	OUTLAP	35.484	37.434	244.3	2:06.742	129.35	31.497	15:52:19.167
12 - D1	23.279	35.341	37.561	246.0	1:36.181	170.45	0.936	15:53:55.348
13 - D1	23.215	35.425	37.191	246.5	1:35.831	171.07	0.586	15:55:31.179
14 - D1	23.462	35.516	37.479	245.4	1:36.457	169.96	1.212	15:57:07.636
15 - D1	23.389	35.703	IN PIT	246.0	1:38.730 P	166.05	3.485	15:58:46.366
16 - D2	OUTLAP	35.850	37.509	242.1	3:15.026	84.06	1:39.781	16:02:01.392
17 - D2	23.269	35.164	37.623	246.5	1:36.056	170.67	0.811	16:03:37.448
18 - D2	23.227	35.316	37.655	246.5	1:36.198	170.42	0.953	16:05:13.646
19 - D2	23.471	35.569	37.551	247.1	1:36.591	169.73	1.346	16:06:50.237
20 - D2	23.225	35.811	37.252	248.8	1:36.288	170.26	1.043	16:08:26.525
21 - D2	23.175	35.004	37.097	246.5	1:35.276 (2)	172.07	0.031	16:10:01.801
22 - D2	23.058	35.077	37.461	246.5	1:35.596	171.49	0.351	16:11:37.397
23 - D2	23.054	35.175	37.353	248.2	1:35.582 (3)	171.52	0.337	16:13:12.979
24 - D2	23.185	35.080	37.363	247.1	1:35.628	171.43	0.383	16:14:48.607
25 - D2	23.332	35.119	37.278	246.5	1:35.729	171.25	0.484	16:16:24.336
26 - D2	23.112	35.225	37.337	248.2	1:35.674	171.35	0.429	16:18:00.010
27 - D2	23.115	35.601	37.382	247.7	1:36.098	170.60	0.853	16:19:36.108
28 - D2	23.307	35.049	37.240	248.8	1:35.596	171.49	0.351	16:21:11.704
29 - D2	23.204	36.387	37.367	249.4	1:36.958	169.08	1.713	16:22:48.662
30 - D2	23.375	35.398	37.255	248.8	1:36.028	170.72	0.783	16:24:24.690
31 - D2	23.255	36.066	37.635	248.2	1:36.956	169.09	1.711	16:26:01.646
32 - D2	23.364	35.805	39.856	247.1	1:39.025	165.55	3.780	16:27:40.671
33 - D2	23.127	35.024	37.094	248.8	1:35.245 (1)	172.12		16:29:15.916
34 - D2	23.093	35.087	37.457	249.4	1:35.637	171.42	0.392	16:30:51.553
35 - D2	23.125	35.277	37.522	250.5	1:35.924	170.91	0.679	16:32:27.477
36 - D2	23.132	36.269	37.695	249.4	1:37.096	168.84	1.851	16:34:04.573

Weather / Track : Sunny / Dry

Chang International
Circuit Length = 4.554 km
Start: 15:32 Flag 16:33 End: 16:39

Blancpain GT World Challenge Asia

RACE 1 - SECTOR ANALYSIS



SECTOR 1 = FL to I1, SECTOR 2 = I1 to I2 SECTOR 3 = I2 to I3, SECTOR 4 = I3 to FL, DIFF = Difference To Personal Best Lap, P = Crossed Finish Line in Pit Lane, D = Time Disallowed

P19 51 GT3AM AMAC Motorsport				Lamborghini Huracan GT3 EVO				
IDEAL LAP TIME : 1:36.126		BEST LAP TIME : 1:36.158		DIFFERENCE : 0.032				
D1: Andrew MACPHERSON		D2: William Ben PORTER						
LAP	SECTOR 1	SECTOR 2	SECTOR 3	SPEED TRAP	LAP TIME	KPH	DIFF	TIME OF DAY
1 - D1		41.946	40.517	242.6	1:55.199	142.31	19.041	15:34:49.408
2 - D1	24.134	37.294	39.469	243.7	1:40.897	162.48	4.739	15:36:30.305
3 - D1	24.307	38.346	38.867	243.7	1:41.520	161.48	5.362	15:38:11.825
4 - D1	24.013	37.681	39.893	243.2	1:41.587	161.38	5.429	15:39:53.412
5 - D1	24.242	37.244	39.008	242.6	1:40.494	163.13	4.336	15:41:33.906
6 - D1	23.851	37.901	39.145	243.7	1:40.897	162.48	4.739	15:43:14.803
7 - D1	24.067	37.330	39.587	245.4	1:40.984	162.34	4.826	15:44:55.787
8 - D1	23.922	37.059	39.801	243.7	1:40.782	162.67	4.624	15:46:36.569
9 - D1	24.032	37.537	39.626	242.6	1:41.195	162.00	5.037	15:48:17.764
10 - D1	24.066	37.237	39.638	243.2	1:40.941	162.41	4.783	15:49:58.705
11 - D1	23.927	37.109	39.371	244.3	1:40.407	163.27	4.249	15:51:39.112
12 - D1	23.822	38.329	39.612	243.7	1:41.763	161.10	5.605	15:53:20.875
13 - D1	23.934	36.909	39.938	244.8	1:40.781	162.67	4.623	15:55:01.656
14 - D1	24.013	36.946	40.850	244.3	1:41.809	161.03	5.651	15:56:43.465
15 - D1	24.067	37.867	IN PIT	242.6	1:44.120	P 157.45	7.962	15:58:27.585
16 - D2	OUTLAP	36.408	38.380	241.0	3:12.302	85.25	1:36.144	16:01:39.887
17 - D2	23.713	35.957	38.587	244.8	1:38.257	166.85	2.099	16:03:18.144
18 - D2	23.707	35.517	37.668	243.7	1:36.892	(3) 169.20	0.734	16:04:55.036
19 - D2	23.647	35.727	37.978	243.2	1:37.352	168.40	1.194	16:06:32.388
20 - D2	24.261	35.738	37.761	244.8	1:37.760	167.70	1.602	16:08:10.148
21 - D2	23.546	35.626	37.546	245.4	1:36.718	(2) 169.50	0.560	16:09:46.866
22 - D2	23.751	36.351	38.053	244.3	1:38.155	167.02	1.997	16:11:25.021
23 - D2	23.695	36.005	37.810	245.4	1:37.510	168.13	1.352	16:13:02.531
24 - D2	23.573	36.539	38.506	246.5	1:38.618	166.24	2.460	16:14:41.149
25 - D2	23.422	35.855	37.660	246.0	1:36.937	169.12	0.779	16:16:18.086
26 - D2	23.576	35.647	37.857	245.4	1:37.080	168.87	0.922	16:17:55.166
27 - D2	23.601	35.796	37.868	244.8	1:37.265	168.55	1.107	16:19:32.431
28 - D2	23.581	36.215	38.184	246.5	1:37.980	167.32	1.822	16:21:10.411
29 - D2	23.514	37.963	38.388	247.7	1:39.865	164.16	3.707	16:22:50.276
30 - D2	23.894	36.078	37.809	246.5	1:37.781	167.66	1.623	16:24:28.057
31 - D2	23.230	35.350	37.578	247.7	1:36.158	(1) 170.49		16:26:04.215
32 - D2	23.516	36.073	38.052	247.1	1:37.641	167.90	1.483	16:27:41.856
33 - D2	23.419	35.938	38.033	247.1	1:37.390	168.33	1.232	16:29:19.246
34 - D2	23.589	35.775	37.905	246.0	1:37.269	168.54	1.111	16:30:56.515
35 - D2	23.552	35.943	38.196	245.4	1:37.691	167.81	1.533	16:32:34.206
36 - D2	24.518	36.315	38.211	241.6	1:39.044	165.52	2.886	16:34:13.250

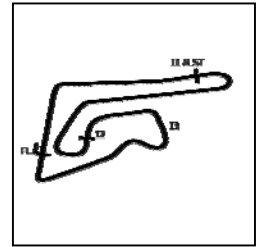
P20 61 GT3PA ABSSA Motorsport				McLaren 720S GT3				
IDEAL LAP TIME : 1:35.769		BEST LAP TIME : 1:35.942		DIFFERENCE : 0.173				
D1: Piti BHIROMBHAKDI		D2: Keita SAWA						
LAP	SECTOR 1	SECTOR 2	SECTOR 3	SPEED TRAP	LAP TIME	KPH	DIFF	TIME OF DAY
1 - D1		39.368	40.344	226.8	1:50.591	148.24	14.649	15:34:44.800
2 - D1	23.717	36.123	38.926	248.8	1:38.766	165.99	2.824	15:36:23.566
3 - D1	23.555	36.224	37.949	249.4	1:37.728	167.75	1.786	15:38:01.294
4 - D1	23.497	1:08.187	39.266	248.2	2:10.950	125.19	35.008	15:40:12.244
5 - D1	23.427	35.773	38.277	248.8	1:37.477	168.18	1.535	15:41:49.721
6 - D1	23.435	36.286	39.109	250.5	1:38.830	165.88	2.888	15:43:28.551
7 - D1	23.600	36.324	38.176	251.1	1:38.100	167.11	2.158	15:45:06.651
8 - D1	23.307	36.555	39.988	250.5	1:39.850	164.19	3.908	15:46:46.501
9 - D1	23.463	36.371	38.329	251.7	1:38.163	167.01	2.221	15:48:24.664
10 - D1	23.278	36.250	39.161	252.9	1:38.689	166.12	2.747	15:50:03.353
11 - D1	23.790	37.032	38.433	249.4	1:39.255	165.17	3.313	15:51:42.608
12 - D1	24.491	36.239	38.278	247.1	1:39.008	165.58	3.066	15:53:21.616
13 - D1	23.243	36.099	38.316	251.1	1:37.658	167.87	1.716	15:54:59.274
14 - D1	23.303	36.414	38.641	251.1	1:38.358	166.68	2.416	15:56:37.632
15 - D1	23.520	36.081	38.903	250.5	1:38.504	166.43	2.562	15:58:16.136
16 - D1	23.663	36.414	IN PIT	248.2	1:41.773	P 161.08	5.831	15:59:57.909
17 - D2	OUTLAP	35.998	37.567	245.4	3:06.207	88.04	1:30.265	16:03:04.116
18 - D2	23.288	35.311	37.393	248.2	1:35.992	(2) 170.78	0.050	16:04:40.108

Weather / Track : Sunny / Dry

Chang International
Circuit Length = 4.554 km
Start: 15:32 Flag 16:33 End: 16:39

Blancpain GT World Challenge Asia

RACE 1 - SECTOR ANALYSIS



SECTOR 1 = FL to I1, SECTOR 2 = I1 to I2 SECTOR 3 = I2 to I3, SECTOR 4 = I3 to FL, DIFF = Difference To Personal Best Lap, P = Crossed Finish Line in Pit Lane, D = Time Disallowed

Lap	S1	S2	S3	S4	Diff	P	KPH	Time
19 - D2	23.366	35.304	37.327	248.8	1:35.997	(3)	170.78	0.055 16:06:16.105
20 - D2	23.237	35.372	37.513	250.5	1:36.122		170.55	0.180 16:07:52.227
21 - D2	23.402	35.324	37.614	248.8	1:36.340		170.17	0.398 16:09:28.567
22 - D2	23.336	35.459	37.641	250.0	1:36.436		170.00	0.494 16:11:05.003
23 - D2	23.946	35.411	37.468	248.2	1:36.825		169.31	0.883 16:12:41.828
24 - D2	23.326	35.357	37.513	249.4	1:36.196		170.42	0.254 16:14:18.024
25 - D2	23.193	35.334	38.154	250.5	1:36.681		169.57	0.739 16:15:54.705
26 - D2	23.309	35.764	38.731	250.5	1:37.804		167.62	1.862 16:17:32.509
27 - D2	23.341	35.426	37.762	250.5	1:36.529		169.83	0.587 16:19:09.038
28 - D2	23.284	35.588	37.659	250.5	1:36.531		169.83	0.589 16:20:45.569
29 - D2	23.138	35.381	37.423	251.1	1:35.942	(1)	170.87	16:22:21.511
30 - D2	23.289	36.108	37.651	251.1	1:37.048		168.93	1.106 16:23:58.559
31 - D2	23.256	36.144	37.476	252.3	1:36.876		169.23	0.934 16:25:35.435
32 - D2	23.141	35.380	37.815	252.9	1:36.336		170.17	0.394 16:27:11.771
33 - D2	23.343	35.746	38.140	251.7	1:37.229		168.61	1.287 16:28:49.000
34 - D2	23.237	35.445	38.282	251.7	1:36.964		169.07	1.022 16:30:25.964
35 - D2	55.278	36.011	38.164	242.1	2:09.453		126.64	33.511 16:32:35.417
36 - D2	23.469	37.329	38.660	250.0	1:39.458		164.83	3.516 16:34:14.875

P21 26 GT3AM B-Quik Racing

Audi R8 LMS GT3 2019

IDEAL LAP TIME : 1:37.350

BEST LAP TIME : 1:37.786

DIFFERENCE : 0.436

D1: Daniel BILSKI D2: Henk KIKS

LAP	SECTOR 1	SECTOR 2	SECTOR 3	SPEED TRAP	LAP TIME	KPH	DIFF	TIME OF DAY
1 - D1		39.396	40.595	234.2	1:51.160	147.48	13.374	15:34:45.369
2 - D1	24.630	36.692	39.249	245.4	1:40.571	163.01	2.785	15:36:25.940
3 - D1	24.129	36.410	38.037	214.7	1:38.576	166.31	0.790	15:38:04.516
4 - D1	23.299	36.578	38.319	248.8	1:38.196	166.95	0.410	15:39:42.712
5 - D1	23.627	36.014	38.145	247.7	1:37.786	(1)	167.65	15:41:20.498
6 - D1	23.945	36.064	38.435	247.7	1:38.444	166.53	0.658	15:42:58.942
7 - D1	23.572	36.294	38.407	248.2	1:38.273	166.82	0.487	15:44:37.215
8 - D1	23.495	36.039	38.392	248.2	1:37.926	167.41	0.140	15:46:15.141
9 - D1	23.589	36.201	38.341	246.5	1:38.131	167.06	0.345	15:47:53.272
10 - D1	23.501	36.118	38.214	248.2	1:37.833	(2)	0.047	15:49:31.105
11 - D1	23.575	36.121	38.222	247.7	1:37.918	(3)	0.132	15:51:09.023
12 - D1	23.463	36.338	39.280	249.4	1:39.081	165.46	1.295	15:52:48.104
13 - D1	23.591	36.923	38.892	248.2	1:39.406	164.92	1.620	15:54:27.510
14 - D1	23.586	36.110	38.511	247.1	1:38.207	166.93	0.421	15:56:05.717
15 - D1	23.528	36.513	38.581	247.1	1:38.622	166.23	0.836	15:57:44.339
16 - D1	23.598	36.323	38.400	247.1	1:38.321	166.74	0.535	15:59:22.660
17 - D1	23.636	36.106	38.449	247.1	1:38.191	166.96	0.405	16:01:00.851
18 - D1	23.529	36.337	38.613	247.1	1:38.479	166.47	0.693	16:02:39.330
19 - D1	23.342	36.242	IN PIT	249.4	1:40.207	P	2.421	16:04:19.537
20 - D2	OUTLAP	37.874	39.200	243.2	3:07.510	87.43	1:29.724	16:07:27.047
21 - D2	24.055	37.087	40.756	248.2	1:41.898	160.89	4.112	16:09:08.945
22 - D2	23.849	37.124	39.026	247.7	1:39.999	163.94	2.213	16:10:48.944
23 - D2	23.900	37.037	39.555	246.0	1:40.492	163.14	2.706	16:12:29.436
24 - D2	24.215	36.780	38.452	248.2	1:39.447	164.85	1.661	16:14:08.883
25 - D2	23.815	37.254	38.577	237.3	1:39.646	164.52	1.860	16:15:48.529
26 - D2	24.287	37.546	39.176	248.8	1:41.009	162.30	3.223	16:17:29.538
27 - D2	23.857	36.988	40.268	246.5	1:41.113	162.13	3.327	16:19:10.651
28 - D2	23.675	37.259	39.155	248.2	1:40.089	163.79	2.303	16:20:50.740
29 - D2	23.838	37.245	40.112	246.5	1:41.195	162.00	3.409	16:22:31.935
30 - D2	24.899	37.012	38.415	247.1	1:40.326	163.41	2.540	16:24:12.261
31 - D2	23.438	37.083	39.079	249.4	1:39.600	164.60	1.814	16:25:51.861
32 - D2	23.630	36.955	38.803	248.8	1:39.388	164.95	1.602	16:27:31.249
33 - D2	23.741	36.813	39.412	247.7	1:39.966	163.99	2.180	16:29:11.215
34 - D2	23.674	36.774	41.079	247.7	1:41.527	161.47	3.741	16:30:52.742
35 - D2	24.033	37.282	39.846	246.5	1:41.161	162.06	3.375	16:32:33.903
36 - D2	24.777	38.812	39.761	245.4	1:43.350	158.62	5.564	16:34:17.253

Weather / Track : Sunny / Dry

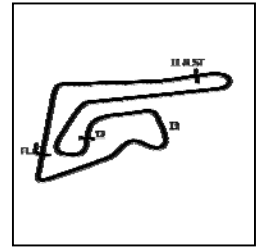
Chang International

Circuit Length = 4.554 km

Start: 15:32 Flag 16:33 End: 16:39

Blancpain GT World Challenge Asia

RACE 1 - SECTOR ANALYSIS



SECTOR 1 = FL to I1, SECTOR 2 = I1 to I2 SECTOR 3 = I2 to I3, SECTOR 4 = I3 to FL, DIFF = Difference To Personal Best Lap, P = Crossed Finish Line in Pit Lane, D = Time Disallowed

P22 55 GT3PA Craft-Bamboo Racing				Mercedes-AMG GT3				
IDEAL LAP TIME : 1:35.100		BEST LAP TIME : 1:35.136		DIFFERENCE : 0.036				
D1: Daniel AU		D2: Melvin MOH						
LAP	SECTOR 1	SECTOR 2	SECTOR 3	SPEED TRAP	LAP TIME	KPH	DIFF	TIME OF DAY
1 - D1		41.811	41.758	236.8	1:56.902	140.24	21.766	15:34:51.111
2 - D1	24.126	38.122	41.108	242.6	1:43.356	158.62	8.220	15:36:34.467
3 - D1	24.242	37.947	39.894	243.2	1:42.083	160.59	6.947	15:38:16.550
4 - D1	24.195	37.748	40.097	244.3	1:42.040	160.66	6.904	15:39:58.590
5 - D1	23.991	37.840	40.579	242.1	1:42.410	160.08	7.274	15:41:41.000
6 - D1	24.203	38.162	39.843	242.1	1:42.208	160.40	7.072	15:43:23.208
7 - D1	24.109	37.688	40.001	242.6	1:41.798	161.04	6.662	15:45:05.006
8 - D1	24.156	38.569	39.892	242.6	1:42.617	159.76	7.481	15:46:47.623
9 - D1	23.782	37.179	39.925	244.8	1:40.886	162.50	5.750	15:48:28.509
10 - D1	23.893	37.491	39.741	243.7	1:41.125	162.12	5.989	15:50:09.634
11 - D1	24.021	37.924	39.538	242.6	1:41.483	161.54	6.347	15:51:51.117
12 - D1	23.931	37.051	39.622	243.2	1:40.604	162.95	5.468	15:53:31.721
13 - D1	23.938	37.573	39.447	242.6	1:40.958	162.38	5.822	15:55:12.679
14 - D1	23.851	37.321	40.282	243.2	1:41.454	161.59	6.318	15:56:54.133
15 - D1	24.027	37.613	IN PIT	241.6	1:44.134	P 157.43	8.998	15:58:38.267
16 - D2	OUTLAP	36.513	37.878	236.8	3:03.781	89.20	1:28.645	16:01:42.048
17 - D2	23.484	35.777	38.636	243.7	1:37.897	167.46	2.761	16:03:19.945
18 - D2	23.435	35.893	37.383	243.7	1:36.711	169.51	1.575	16:04:56.656
19 - D2	23.288	35.400	37.239	244.8	1:35.927	170.90	0.791	16:06:32.583
20 - D2	23.847	35.320	37.188	243.7	1:36.355	170.14	1.219	16:08:08.938
21 - D2	23.273	35.169	37.136	244.8	1:35.578	171.52	0.442	16:09:44.516
22 - D2	23.285	35.465	37.189	244.8	1:35.939	170.88	0.803	16:11:20.455
23 - D2	23.244	35.111	37.751	246.0	1:36.106	170.58	0.970	16:12:56.561
24 - D2	23.389	35.052	37.118	244.8	1:35.559	171.56	0.423	16:14:32.120
25 - D2	23.199	35.118	IN PIT	245.4	1:37.691	P 167.81	2.555	16:16:09.811
26 - D2	OUTLAP	35.313	37.147	243.2	2:00.412	136.15	25.276	16:18:10.223
27 - D2	23.223	35.103	37.084	246.5	1:35.410	(3) 171.83	0.274	16:19:45.633
28 - D2	23.284	35.043	37.011	245.4	1:35.338	(2) 171.96	0.202	16:21:20.971
29 - D2	23.291	35.057	38.165	246.0	1:36.513	169.86	1.377	16:22:57.484
30 - D2	23.223	35.541	37.184	247.1	1:35.948	170.86	0.812	16:24:33.432
31 - D2	23.282	35.191	37.521	246.0	1:35.994	170.78	0.858	16:26:09.426
32 - D2	23.672	35.613	38.450	246.5	1:37.735	167.74	2.599	16:27:47.161
33 - D2	23.265	35.667	37.571	247.7	1:36.503	169.88	1.367	16:29:23.664
34 - D2	23.235	35.023	36.878	245.4	1:35.136	(1) 172.32		16:30:58.800
35 - D2	48.919	3:16.915	IN PIT	60.7	7:56.374	P 34.41	6:21.238	16:38:55.174

P23 13 GT3PA Audi Sport Asia Team Absolute Racing				Audi R8 LMS GT3 2019				
IDEAL LAP TIME : 1:34.911		BEST LAP TIME : 1:35.171		DIFFERENCE : 0.260				
D1: Jingzu SUN		D2: Congfu CHENG						
LAP	SECTOR 1	SECTOR 2	SECTOR 3	SPEED TRAP	LAP TIME	KPH	DIFF	TIME OF DAY
1 - D1		40.860	40.139	242.6	1:52.972	145.11	17.801	15:34:47.181
2 - D1	24.584	37.105	40.061	244.8	1:41.750	161.12	6.579	15:36:28.931
3 - D1	24.663	36.774	39.430	245.4	1:40.867	162.53	5.696	15:38:09.798
4 - D1	23.769	36.961	39.185	246.0	1:39.915	164.08	4.744	15:39:49.713
5 - D1	23.953	36.652	39.325	246.5	1:39.930	164.05	4.759	15:41:29.643
6 - D1	23.885	36.975	39.785	247.1	1:40.645	162.89	5.474	15:43:10.288
7 - D1	24.915	37.224	39.129	221.7	1:41.268	161.89	6.097	15:44:51.556
8 - D1	23.693	36.699	39.009	247.1	1:39.401	164.93	4.230	15:46:30.957
9 - D1	23.650	37.730	39.194	246.5	1:40.574	163.00	5.403	15:48:11.531
10 - D1	23.544	37.740	39.138	247.1	1:40.422	163.25	5.251	15:49:51.953
11 - D1	23.756	36.944	38.721	245.4	1:39.421	164.89	4.250	15:51:31.374
12 - D1	23.633	36.460	38.746	246.5	1:38.839	165.86	3.668	15:53:10.213
13 - D1	23.764	36.641	39.289	246.0	1:39.694	164.44	4.523	15:54:49.907
14 - D1	23.815	36.489	39.104	246.0	1:39.408	164.92	4.237	15:56:29.315
15 - D1	23.997	37.490	IN PIT	246.0	1:43.840	P 157.88	8.669	15:58:13.155
16 - D2	OUTLAP	36.053	37.613	241.0	3:06.727	87.79	1:31.556	16:01:19.882
17 - D2	23.279	35.103	37.881	246.0	1:36.263	170.30	1.092	16:02:56.145
18 - D2	23.583	34.993	36.993	246.0	1:35.569	171.54	0.398	16:04:31.714
19 - D2	23.294	35.139	37.110	247.1	1:35.543	171.59	0.372	16:06:07.257

Weather / Track : Sunny / Dry

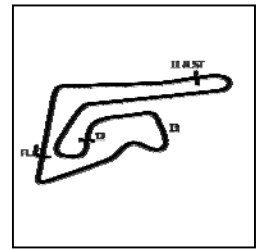
Chang International

Circuit Length = 4.554 km

Start: 15:32 Flag 16:33 End: 16:39

Blancpain GT World Challenge Asia

RACE 1 - SECTOR ANALYSIS



SECTOR 1 = FL to I1, SECTOR 2 = I1 to I2 SECTOR 3 = I2 to I3, SECTOR 4 = I3 to FL, DIFF = Difference To Personal Best Lap, P = Crossed Finish Line in Pit Lane, D = Time Disallowed

20 - D2	23.168	34.937	37.066	247.7	1:35.171 (1)	172.26			16:07:42.428
21 - D2	23.145	35.082	37.386	248.8	1:35.613	171.46	0.442		16:09:18.041
22 - D2	23.277	35.120	37.160	248.8	1:35.557	171.56	0.386		16:10:53.598
23 - D2	23.207	35.224	IN PIT	248.8	1:37.794	P	167.64	2.623	16:12:31.392
24 - D2	OUTLAP	35.133	37.381	246.0	1:56.474	140.75	21.303		16:14:27.866
25 - D2	23.077	34.981	37.352	248.2	1:35.410	171.83	0.239		16:16:03.276
26 - D2	23.266	35.083	37.551	247.7	1:35.900	170.95	0.729		16:17:39.176
27 - D2	23.115	35.967	37.753	251.1	1:36.835	169.30	1.664		16:19:16.011
28 - D2	23.012	34.906	37.459	248.8	1:35.377	171.89	0.206		16:20:51.388
29 - D2	23.200	35.113	37.210	247.7	1:35.523	171.62	0.352		16:22:26.911
30 - D2	23.085	34.979	37.145	249.4	1:35.209	(2)	172.19	0.038	16:24:02.120
31 - D2	23.150	35.068	37.105	248.8	1:35.323	(3)	171.98	0.152	16:25:37.443
32 - D2	23.137	35.007	37.299	249.4	1:35.443	171.77	0.272		16:27:12.886
33 - D2	23.029	35.027	38.831	251.1	1:36.887	169.21	1.716		16:28:49.773
34 - D2	23.181	35.165	37.695	250.0	1:36.041	170.70	0.870		16:30:25.814

P24 77 GT4AM Craft-Bamboo Racing

Mercedes-AMG GT4

IDEAL LAP TIME : 1:45.569

BEST LAP TIME : 1:45.838

DIFFERENCE : 0.269

D1: Frank YU

D2: Jean-Marc MERLIN

LAP	SECTOR 1	SECTOR 2	SECTOR 3	SPEED TRAP	LAP TIME	KPH	DIFF	TIME OF DAY	
1 - D1		40.778	42.922	226.8	1:59.224	137.50	13.386	15:34:53.433	
2 - D1	26.112	40.716	42.135	226.8	1:48.963	150.45	3.125	15:36:42.396	
3 - D1	25.618	39.335	41.780	231.7	1:46.733	153.60	0.895	15:38:29.129	
4 - D1	25.741	39.273	41.370	230.7	1:46.384	154.10	0.546	15:40:15.513	
5 - D1	25.586	39.226	41.342	231.7	1:46.154	154.43	0.316	15:42:01.667	
6 - D1	25.580	39.505	41.800	229.2	1:46.885	153.38	1.047	15:43:48.552	
7 - D1	25.563	39.381	41.205	230.2	1:46.149	154.44	0.311	15:45:34.701	
8 - D1	25.379	39.029	41.677	231.2	1:46.085	154.54	0.247	15:47:20.786	
9 - D1	25.450	40.209	42.261	231.2	1:47.920	151.91	2.082	15:49:08.706	
10 - D1	25.959	39.503	41.542	230.2	1:47.004	153.21	1.166	15:50:55.710	
11 - D1	25.716	39.261	41.909	229.7	1:46.886	153.38	1.048	15:52:42.596	
12 - D1	25.450	39.367	42.287	229.2	1:47.104	153.06	1.266	15:54:29.700	
13 - D1	25.534	39.654	41.676	229.2	1:46.864	153.41	1.026	15:56:16.564	
14 - D1	26.109	39.312	41.767	228.8	1:47.188	152.94	1.350	15:58:03.752	
15 - D1	25.950	39.445	41.820	227.8	1:47.215	152.91	1.377	15:59:50.967	
16 - D1	25.798	39.457	IN PIT	227.8	1:49.604	P	149.57	3.766	16:01:40.571
17 - D2	OUTLAP	40.405	41.386	222.6	3:23.895	80.40	1:38.057		16:05:04.466
18 - D2	25.858	39.646	42.761	227.3	1:48.265	151.42	2.427		16:06:52.731
19 - D2	25.966	39.376	41.722	229.7	1:47.064	153.12	1.226		16:08:39.795
20 - D2	25.485	39.060	41.455	229.7	1:46.000	(3)	154.66	0.162	16:10:25.795
21 - D2	25.511	39.630	41.704	230.2	1:46.845	153.44	1.007		16:12:12.640
22 - D2	25.632	39.853	41.547	230.2	1:47.032	153.17	1.194		16:13:59.672
23 - D2	25.574	39.347	41.996	230.7	1:46.917	153.33	1.079		16:15:46.589
24 - D2	25.699	39.383	41.720	229.7	1:46.802	153.50	0.964		16:17:33.391
25 - D2	25.612	39.161	42.167	231.2	1:46.940	153.30	1.102		16:19:20.331
26 - D2	25.645	39.099	41.252	230.2	1:45.996	(2)	154.66	0.158	16:21:06.327
27 - D2	25.664	39.703	42.576	230.2	1:47.943	151.88	2.105		16:22:54.270
28 - D2	25.501	39.491	41.460	230.7	1:46.452	154.00	0.614		16:24:40.722
29 - D2	25.587	39.382	41.768	231.2	1:46.737	153.59	0.899		16:26:27.459
30 - D2	25.670	39.167	41.427	229.7	1:46.264	154.27	0.426		16:28:13.723
31 - D2	25.591	39.063	41.699	230.7	1:46.353	154.15	0.515		16:30:00.076
32 - D2	25.539	39.123	41.176	230.2	1:45.838 (1)	154.90			16:31:45.914
33 - D2	25.649	39.126	41.242	230.2	1:46.017	154.63	0.179		16:33:31.931
34 - D2	25.364	39.653	41.797	231.2	1:46.814	153.48	0.976		16:35:18.745

P25 81 GT4AM BMW Team Studie

BMW M4 GT4

IDEAL LAP TIME : 1:45.214

BEST LAP TIME : 1:45.690

DIFFERENCE : 0.476

D1: Takayuki KINOSHITA

D2: Sunako JUKUCHOU

LAP	SECTOR 1	SECTOR 2	SECTOR 3	SPEED TRAP	LAP TIME	KPH	DIFF	TIME OF DAY
1 - D1		40.925	42.817	231.2	1:58.282	138.60	12.592	15:34:52.491
2 - D1	25.555	39.319	41.569	230.7	1:46.443	154.02	0.753	15:36:38.934
3 - D1	25.540	39.511	41.337	229.7	1:46.388	154.10	0.698	15:38:25.322
4 - D1	25.570	39.578	41.621	229.7	1:46.769	153.55	1.079	15:40:12.091

Weather / Track : Sunny / Dry

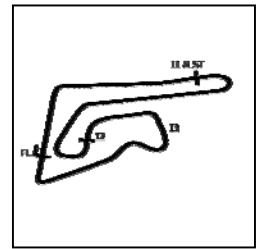
Chang International

Circuit Length = 4.554 km

Start: 15:32 Flag 16:33 End: 16:39

Blancpain GT World Challenge Asia

RACE 1 - SECTOR ANALYSIS



SECTOR 1 = FL to I1, SECTOR 2 = I1 to I2, SECTOR 3 = I2 to I3, SECTOR 4 = I3 to FL, DIFF = Difference To Personal Best Lap, P = Crossed Finish Line in Pit Lane, D = Time Disallowed									
5 - D1	25.619	39.020	41.093	230.7	1:45.732	(2)	155.05	0.042	15:41:57.823
6 - D1	25.596	39.165	41.290	230.2	1:46.051		154.58	0.361	15:43:43.874
7 - D1	25.672	39.546	41.495	230.7	1:46.713		153.63	1.023	15:45:30.587
8 - D1	25.453	39.287	41.431	230.2	1:46.171		154.41	0.481	15:47:16.758
9 - D1	25.589	39.296	41.595	230.7	1:46.480		153.96	0.790	15:49:03.238
10 - D1	25.790	40.503	42.859	230.7	1:49.152		150.19	3.462	15:50:52.390
11 - D1	25.566	39.760	41.836	232.2	1:47.162		152.98	1.472	15:52:39.552
12 - D1	25.856	39.180	41.390	231.2	1:46.426		154.04	0.736	15:54:25.978
13 - D1	25.824	38.973	42.514	231.7	1:47.311		152.77	1.621	15:56:13.289
14 - D1	25.713	40.012	41.867	230.7	1:47.592		152.37	1.902	15:58:00.881
15 - D1	25.561	39.237	41.804	230.7	1:46.602		153.79	0.912	15:59:47.483
16 - D1	25.731	39.057	41.438	230.7	1:46.226		154.33	0.536	16:01:33.709
17 - D1	25.743	39.594	IN PIT	231.2	1:50.284	P	148.65	4.594	16:03:23.993
18 - D2	OUTLAP	40.697	42.567	219.5	3:31.877		77.37	1:46.187	16:06:55.870
19 - D2	25.462	39.531	41.562	233.2	1:46.555		153.85	0.865	16:08:42.425
20 - D2	26.037	39.063	41.705	231.2	1:46.805		153.49	1.115	16:10:29.230
21 - D2	25.765	39.186	41.389	231.2	1:46.340		154.16	0.650	16:12:15.570
22 - D2	25.524	39.004	41.321	234.2	1:45.849	(3)	154.88	0.159	16:14:01.419
23 - D2	25.442	39.148	42.002	233.7	1:46.592		153.80	0.902	16:15:48.011
24 - D2	26.287	39.092	41.998	232.7	1:47.377		152.68	1.687	16:17:35.388
25 - D2	25.441	39.465	41.483	233.7	1:46.389		154.09	0.699	16:19:21.777
26 - D2	25.373	39.008	41.527	234.2	1:45.908		154.79	0.218	16:21:07.685
27 - D2	25.517	39.872	42.081	233.2	1:47.470		152.54	1.780	16:22:55.155
28 - D2	25.383	39.318	42.109	235.8	1:46.810		153.49	1.120	16:24:41.965
29 - D2	25.582	39.807	41.831	233.7	1:47.220		152.90	1.530	16:26:29.185
30 - D2	25.415	38.770	42.850	233.7	1:47.035		153.16	1.345	16:28:16.220
31 - D2	25.505	39.201	41.722	233.2	1:46.428		154.04	0.738	16:30:02.648
32 - D2	25.351	39.145	41.435	232.7	1:45.931		154.76	0.241	16:31:48.579
33 - D2	25.537	38.919	41.234	232.7	1:45.690	(1)	155.11		16:33:34.269
34 - D2	25.398	38.978	42.732	233.7	1:47.108		153.06	1.418	16:35:21.377

P26 11 GT4AM GTO Racing with TTR

Mercedes-AMG GT4

IDEAL LAP TIME : 1:45.830

BEST LAP TIME : 1:46.180

DIFFERENCE : 0.350

D1: Brian LEE

D2: Tony FONG

LAP	SECTOR 1	SECTOR 2	SECTOR 3	SPEED TRAP	LAP TIME	KPH	DIFF	TIME OF DAY	
1 - D1		41.022	42.944	225.9	1:59.548	137.13	13.368	15:34:53.757	
2 - D1	25.869	40.075	41.327	228.3	1:47.271	152.83	1.091	15:36:41.028	
3 - D1	25.863	39.341	40.976	227.3	1:46.180	154.40		15:38:27.208	
4 - D1	26.016	39.549	41.167	227.8	1:46.732	153.60	0.552	15:40:13.940	
5 - D1	25.776	39.387	41.231	228.8	1:46.394	(3)	154.09	0.214	15:42:00.334
6 - D1	25.769	39.223	41.266	228.3	1:46.258	(2)	154.28	0.078	15:43:46.592
7 - D1	25.770	39.702	41.664	228.3	1:47.136	153.02	0.956	15:45:33.728	
8 - D1	25.719	39.456	41.411	227.3	1:46.586	153.81	0.406	15:47:20.314	
9 - D1	25.861	40.746	42.238	229.2	1:48.845	150.62	2.665	15:49:09.159	
10 - D1	25.885	40.431	41.463	231.7	1:47.779	152.11	1.599	15:50:56.938	
11 - D1	25.658	39.798	41.302	229.7	1:46.758	153.56	0.578	15:52:43.696	
12 - D1	25.738	39.844	41.360	227.8	1:46.942	153.30	0.762	15:54:30.638	
13 - D1	25.634	39.643	42.127	229.7	1:47.404	152.64	1.224	15:56:18.042	
14 - D1	25.850	39.623	41.537	227.8	1:47.010	153.20	0.830	15:58:05.052	
15 - D1	26.197	39.360	41.929	226.4	1:47.486	152.52	1.306	15:59:52.538	
16 - D1	25.918	39.436	41.660	226.8	1:47.014	153.19	0.834	16:01:39.552	
17 - D1	25.868	39.220	41.338	228.3	1:46.426	154.04	0.246	16:03:25.978	
18 - D1	25.888	39.572	41.357	226.8	1:46.817	153.48	0.637	16:05:12.795	
19 - D1	26.170	39.615	IN PIT	227.8	1:51.464	P	147.08	5.284	16:07:04.259
20 - D2	OUTLAP	40.619	42.901	227.3	3:15.056	84.04	1:28.876	16:10:19.315	
21 - D2	26.152	40.217	42.199	227.3	1:48.568	151.00	2.388	16:12:07.883	
22 - D2	26.468	39.902	43.207	226.4	1:49.577	149.61	3.397	16:13:57.460	
23 - D2	26.192	39.949	42.600	226.8	1:48.741	150.76	2.561	16:15:46.201	
24 - D2	26.293	39.892	42.237	226.8	1:48.422	151.20	2.242	16:17:34.623	
25 - D2	26.199	40.255	42.126	227.8	1:48.580	150.98	2.400	16:19:23.203	
26 - D2	26.138	39.523	42.545	228.8	1:48.206	151.51	2.026	16:21:11.409	
27 - D2	26.421	39.943	43.344	227.8	1:49.708	149.43	3.528	16:23:01.117	
28 - D2	26.335	40.597	42.423	228.3	1:49.355	149.91	3.175	16:24:50.472	
29 - D2	26.125	39.807	42.245	228.3	1:48.177	151.55	1.997	16:26:38.649	

Chang International

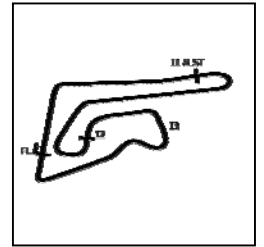
Circuit Length = 4.554 km

Start: 15:32 Flag 16:33 End: 16:39

Weather / Track : Sunny / Dry

Blancpain GT World Challenge Asia

RACE 1 - SECTOR ANALYSIS



SECTOR 1 = FL to I1, SECTOR 2 = I1 to I2 SECTOR 3 = I2 to I3, SECTOR 4 = I3 to FL, DIFF = Difference To Personal Best Lap, P = Crossed Finish Line in Pit Lane, D = Time Disallowed

30 - D2	25.984	40.350	42.179	229.2	1:48.513	151.08	2.333	16:28:27.162
31 - D2	26.270	40.296	42.314	227.8	1:48.880	150.57	2.700	16:30:16.042
32 - D2	26.174	40.894	43.354	227.8	1:50.422	148.47	4.242	16:32:06.464
33 - D2	26.446	40.027	43.023	226.8	1:49.496	149.72	3.316	16:33:55.960

P27 111 GT4AM Team iRace.Win

Mercedes-AMG GT4

IDEAL LAP TIME : 1:45.639 BEST LAP TIME : 1:46.100 DIFFERENCE : 0.461
 D1: Setiawan SANTOSO D2: Ringo CHONG

LAP	SECTOR 1	SECTOR 2	SECTOR 3	SPEED TRAP	LAP TIME	KPH	DIFF	TIME OF DAY
1 - D1		40.952	43.142	228.8	2:00.023	136.59	13.923	15:34:54.232
2 - D1	25.984	39.726	41.817	229.7	1:47.527	152.46	1.427	15:36:41.759
3 - D1	25.667	39.131	41.644	229.7	1:46.442	154.02	0.342	15:38:28.201
4 - D1	25.737	39.529	41.498	229.7	1:46.764	153.55	0.664	15:40:14.965
5 - D1	25.680	39.219	41.429	229.7	1:46.328 (3)	154.18	0.228	15:42:01.293
6 - D1	26.080	39.995	41.918	227.3	1:47.993	151.80	1.893	15:43:49.286
7 - D1	25.747	39.497	41.888	230.2	1:47.132	153.02	1.032	15:45:36.418
8 - D1	25.797	39.593	41.520	229.2	1:46.910	153.34	0.810	15:47:23.328
9 - D1	25.731	39.758	44.063	230.2	1:49.552	149.64	3.452	15:49:12.880
10 - D1	26.173	40.464	41.532	227.3	1:48.169	151.56	2.069	15:51:01.049
11 - D1	25.925	39.391	41.385	229.7	1:46.701	153.64	0.601	15:52:47.750
12 - D1	26.105	41.044	41.514	228.3	1:48.663	150.87	2.563	15:54:36.413
13 - D1	26.336	39.660	41.785	227.8	1:47.781	152.10	1.681	15:56:24.194
14 - D1	25.940	41.155	42.647	227.8	1:49.742	149.39	3.642	15:58:13.936
15 - D1	26.186	40.208	IN PIT	226.8	1:50.964 P	147.74	4.864	16:00:04.900
16 - D2	OUTLAP	40.507	42.878	215.1	3:33.748	76.69	1:47.648	16:03:38.648
17 - D2	26.135	40.633	41.805	226.8	1:48.573	150.99	2.473	16:05:27.221
18 - D2	26.047	39.425	41.312	228.3	1:46.784	153.52	0.684	16:07:14.005
19 - D2	26.386	38.925	41.490	226.8	1:46.801	153.50	0.701	16:09:00.806
20 - D2	26.166	39.685	IN PIT	227.3	1:50.694 P	148.10	4.594	16:10:51.500
21 - D2	OUTLAP	39.661	42.676	227.3	2:07.952	128.12	21.852	16:12:59.452
22 - D2	25.816	39.242	41.776	229.7	1:46.834	153.45	0.734	16:14:46.286
23 - D2	25.974	39.273	41.613	228.3	1:46.860	153.41	0.760	16:16:33.146
24 - D2	26.064	39.530	42.206	229.2	1:47.800	152.08	1.700	16:18:20.946
25 - D2	26.006	38.824	41.362	227.3	1:46.192 (2)	154.38	0.092	16:20:07.138
26 - D2	26.125	38.913	42.204	228.3	1:47.242	152.87	1.142	16:21:54.380
27 - D2	25.827	39.000	41.273	229.7	1:46.100 (1)	154.51		16:23:40.480
28 - D2	25.932	39.129	41.512	228.3	1:46.573	153.83	0.473	16:25:27.053
29 - D2	25.855	38.699	41.945	228.8	1:46.499	153.93	0.399	16:27:13.552
30 - D2	25.680	39.154	41.605	229.7	1:46.439	154.02	0.339	16:28:59.991
31 - D2	26.129	39.127	41.408	229.7	1:46.664	153.70	0.564	16:30:46.655
32 - D2	26.350	40.503	43.078	227.3	1:49.931	149.13	3.831	16:32:36.586
33 - D2	26.319	39.517	42.406	229.7	1:48.242	151.46	2.142	16:34:24.828

P28 199 GT4AM Team iRace.Win

Mercedes-AMG GT4

IDEAL LAP TIME : 1:46.015 BEST LAP TIME : 1:46.218 DIFFERENCE : 0.203
 D1: Angelo NEGRO D2: Alan YEO

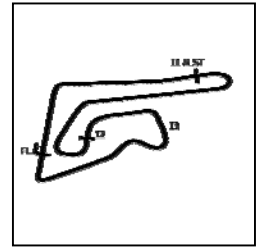
LAP	SECTOR 1	SECTOR 2	SECTOR 3	SPEED TRAP	LAP TIME	KPH	DIFF	TIME OF DAY
1 - D1		41.210	42.938	216.8	2:00.575	135.96	14.357	15:34:54.784
2 - D1		40.016	41.929	227.8	1:48.017	151.77	1.799	15:36:42.801
3 - D1	25.916	40.183	41.226	228.3	1:47.325	152.75	1.107	15:38:30.126
4 - D1	25.896	39.007	41.381	227.3	1:46.284 (2)	154.25	0.066	15:40:16.410
5 - D1	26.003	39.497	41.115	227.8	1:46.615 (3)	153.77	0.397	15:42:03.025
6 - D1	26.145	39.934	41.570	226.8	1:47.649	152.29	1.431	15:43:50.674
7 - D1	25.917	39.032	41.269	228.3	1:46.218 (1)	154.34		15:45:36.892
8 - D1	26.069	39.171	41.816	227.8	1:47.056	153.13	0.838	15:47:23.948
9 - D1	25.893	41.100	42.614	228.8	1:49.607	149.57	3.389	15:49:13.555
10 - D1	26.598	40.345	42.265	225.0	1:49.208	150.12	2.990	15:51:02.763
11 - D1	26.008	39.809	42.261	227.3	1:48.078	151.69	1.860	15:52:50.841
12 - D1	27.392	39.604	42.724	224.0	1:49.720	149.42	3.502	15:54:40.561
13 - D1	26.012	39.239	42.319	226.8	1:47.570	152.40	1.352	15:56:28.131
14 - D1	26.924	40.120	42.227	224.5	1:49.271	150.03	3.053	15:58:17.402
15 - D1	25.997	39.521	41.681	226.8	1:47.199	152.93	0.981	16:00:04.601
16 - D1	26.086	39.673	41.826	225.9	1:47.585	152.38	1.367	16:01:52.186

Weather / Track : Sunny / Dry

Chang International
 Circuit Length = 4.554 km
 Start: 15:32 Flag 16:33 End: 16:39

Blancpain GT World Challenge Asia

RACE 1 - SECTOR ANALYSIS



SECTOR 1 = FL to I1, SECTOR 2 = I1 to I2 SECTOR 3 = I2 to I3, SECTOR 4 = I3 to FL, DIFF = Difference To Personal Best Lap, P = Crossed Finish Line in Pit Lane, D = Time Disallowed

LAP	SECTOR 1	SECTOR 2	SECTOR 3	SECTOR 4	SPEED TRAP	LAP TIME	KPH	DIFF	TIME OF DAY
17 - D1	26.702	40.117	IN PIT		225.0	1:54.555	P 143.11	8.337	16:03:46.741
18 - D2	OUTLAP	41.377	43.871		215.5	3:33.146	76.91	1:46.928	16:07:19.887
19 - D2	26.513	41.397	44.594		225.9	1:52.504	145.72	6.286	16:09:12.391
20 - D2	26.552	41.450	43.250		225.0	1:51.252	147.36	5.034	16:11:03.643
21 - D2	27.220	40.666	42.988		224.5	1:50.874	147.86	4.656	16:12:54.517
22 - D2	26.563	41.500	45.242		226.8	1:53.305	144.69	7.087	16:14:47.822
23 - D2	27.212	40.547	43.483		226.8	1:51.242	147.37	5.024	16:16:39.064
24 - D2	27.086	40.206	42.820		226.8	1:50.112	148.88	3.894	16:18:29.176
25 - D2	27.825	40.295	45.271		224.0	1:53.391	144.58	7.173	16:20:22.567
26 - D2	27.084	40.727	43.749		225.9	1:51.560	146.95	5.342	16:22:14.127
27 - D2	26.983	41.377	44.010		224.0	1:52.370	145.89	6.152	16:24:06.497
28 - D2	27.103	41.179	43.855		226.4	1:52.137	146.19	5.919	16:25:58.634
29 - D2	27.433	40.748	44.137		221.7	1:52.318	145.96	6.100	16:27:50.952
30 - D2	27.315	40.488	44.957		225.9	1:52.760	145.39	6.542	16:29:43.712
31 - D2	27.235	41.755	44.793		225.0	1:53.783	144.08	7.565	16:31:37.495
32 - D2	26.403	41.304	44.046		226.4	1:51.753	146.70	5.535	16:33:29.248
33 - D2	26.501	41.011	45.644		226.4	1:53.156	144.88	6.938	16:35:22.404

P29 999 GT3S Audi Sport Asia Team TSRT

Audi R8 LMS GT3 2019

IDEAL LAP TIME : 1:35.442 BEST LAP TIME : 1:35.711 DIFFERENCE : 0.269

D1: Weian CHEN D2: Andre COUTO

LAP	SECTOR 1	SECTOR 2	SECTOR 3	SPEED TRAP	LAP TIME	KPH	DIFF	TIME OF DAY
1 - D1		37.075	39.641	245.4	1:47.542	152.44	11.831	15:34:41.751
2 - D1	23.565	35.728	37.841	249.4	1:37.134	168.78	1.423	15:36:18.885
3 - D1	23.605	35.535	37.512	247.1	1:36.652	169.62	0.941	15:37:55.537
4 - D1	23.475	35.342	37.407	247.1	1:36.224	170.37	0.513	15:39:31.761
5 - D1	23.337	35.203	37.189	247.7	1:35.729 (2)	171.25	0.018	15:41:07.490
6 - D1	23.397	35.283	37.400	248.2	1:36.080	170.63	0.369	15:42:43.570
7 - D1	23.330	35.158	37.795	247.7	1:36.283	170.27	0.572	15:44:19.853
8 - D1	23.406	35.273	37.605	249.4	1:36.284	170.27	0.573	15:45:56.137
9 - D1	23.333	35.358	37.922	250.0	1:36.613	169.69	0.902	15:47:32.750
10 - D1	23.405	36.211	38.571	250.5	1:38.187	166.97	2.476	15:49:10.937
11 - D1	23.467	35.961	39.037	248.2	1:38.465	166.49	2.754	15:50:49.402
12 - D1	23.830	35.318	37.729	246.5	1:36.877	169.22	1.166	15:52:26.279
13 - D1	23.235	35.390	37.940	250.5	1:36.565	169.77	0.854	15:54:02.844
14 - D1	23.322	36.227	38.209	250.5	1:37.758	167.70	2.047	15:55:40.602
15 - D1	23.229	36.406	37.912	250.0	1:37.547	168.06	1.836	15:57:18.149
16 - D1	23.398	35.319	37.561	247.1	1:36.278	170.28	0.567	15:58:54.427
17 - D1	23.334	35.355	IN PIT	247.1	1:37.625	P 167.93	1.914	16:00:32.052
18 - D2	OUTLAP	37.395	38.258	240.5	3:11.250	85.72	1:35.539	16:03:43.302
19 - D2	23.756	35.755	37.949	246.0	1:37.460	168.21	1.749	16:05:20.762
20 - D2	23.268	35.565	38.143	249.4	1:36.976	169.05	1.265	16:06:57.738
21 - D2	23.180	35.563	37.471	247.7	1:36.214	170.39	0.503	16:08:33.952
22 - D2	23.302	35.255	37.694	248.8	1:36.251	170.32	0.540	16:10:10.203
23 - D2	23.272	35.943	38.142	249.4	1:37.357	168.39	1.646	16:11:47.560
24 - D2	23.222	35.089	37.522	251.1	1:35.833	171.07	0.122	16:13:23.393
25 - D2	23.201	35.203	37.425	247.7	1:35.829	171.07	0.118	16:14:59.222
26 - D2	23.227	35.363	37.424	247.7	1:36.014	170.75	0.303	16:16:35.236
27 - D2	23.216	35.239	37.334	248.2	1:35.789 (3)	171.15	0.078	16:18:11.025
28 - D2	23.186	35.152	37.373	248.8	1:35.711 (1)	171.29		16:19:46.736
29 - D2	23.164	35.289	37.353	250.0	1:35.806	171.12	0.095	16:21:22.542
30 - D2	23.317	35.268	38.034	248.2	1:36.619	169.68	0.908	16:22:59.161
31 - D2	23.356	36.036	37.757	250.0	1:37.149	168.75	1.438	16:24:36.310
32 - D2	23.234	35.665	37.546	248.2	1:36.445	169.98	0.734	16:26:12.755

P30 80 GT4AM Racing Spirit Team

Porsche Cayman GT4 Clubsport MR

IDEAL LAP TIME : 1:47.359 BEST LAP TIME : 1:47.429 DIFFERENCE : 0.070

D1: Munkong SATHIENTHIRAI D2: Preeda TANTEMSAPYA

LAP	SECTOR 1	SECTOR 2	SECTOR 3	SPEED TRAP	LAP TIME	KPH	DIFF	TIME OF DAY
1 - D1		41.335	43.123	220.8	2:01.261	135.19	13.832	15:34:55.470
2 - D1	26.423	39.877	41.757		1:48.057	151.71	0.628	15:36:43.527
3 - D1	26.129	39.999	41.744	227.8	1:47.872 (3)	151.98	0.443	15:38:31.399
4 - D1	26.194	39.894	41.832	222.6	1:47.920	151.91	0.491	15:40:19.319

Weather / Track : Sunny / Dry

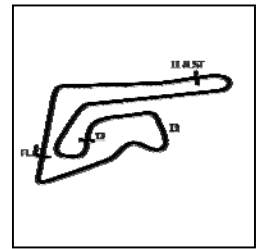
Chang International

Circuit Length = 4.554 km

Start: 15:32 Flag 16:33 End: 16:39

Blancpain GT World Challenge Asia

RACE 1 - SECTOR ANALYSIS



SECTOR 1 = FL to I1, SECTOR 2 = I1 to I2 SECTOR 3 = I2 to I3, SECTOR 4 = I3 to FL, DIFF = Difference To Personal Best Lap, P = Crossed Finish Line in Pit Lane, D = Time Disallowed

5 - D1	26.198	39.740	41.974			1:47.912	151.92	0.483	15:42:07.231
6 - D1	26.216	39.759	41.755	223.6		1:47.730 (2)	152.18	0.301	15:43:54.961
7 - D1	26.199	39.669	41.561			1:47.429 (1)	152.60		15:45:42.390
8 - D1	26.140	40.689	44.790	223.1		1:51.619	146.87	4.190	15:47:34.009
9 - D1	26.403	40.535	42.333			1:49.271	150.03	1.842	15:49:23.280
10 - D1	26.173	39.880	42.474			1:48.527	151.06	1.098	15:51:11.807
11 - D1	26.384	42.753	41.835	221.3		1:50.972	147.73	3.543	15:53:02.779
12 - D1	26.447	41.875	43.535	226.4		1:51.857	146.56	4.428	15:54:54.636
13 - D1	26.367	40.987	43.236	224.5		1:50.590	148.24	3.161	15:56:45.226
14 - D1	26.502	40.462	42.438	223.6		1:49.402	149.85	1.973	15:58:34.628
15 - D1	26.461	40.884	42.285	222.6		1:49.630	149.54	2.201	16:00:24.258
16 - D1	26.359	40.399	IN PIT	225.4		1:52.279	P 146.01	4.850	16:02:16.537
17 - D2	OUTLAP	41.771	44.471	219.0		3:36.073	75.87	1:48.644	16:05:52.610
18 - D2	27.152	41.542	44.452			1:53.146	144.89	5.717	16:07:45.756
19 - D2	26.763	42.584	44.362	222.6		1:53.709	144.17	6.280	16:09:39.465
20 - D2	26.802	41.888	43.942	221.7		1:52.632	145.55	5.203	16:11:32.097
21 - D2	26.505	42.452	44.556	224.0		1:53.513	144.42	6.084	16:13:25.610
22 - D2	26.815	40.903	43.522	223.1		1:51.240	147.37	3.811	16:15:16.850
23 - D2	26.711	41.082	44.656			1:52.449	145.79	5.020	16:17:09.299
24 - D2	26.888	41.424	43.843			1:52.155	146.17	4.726	16:19:01.454
25 - D2	26.684	41.879	45.067	225.0		1:53.630	144.27	6.201	16:20:55.084
26 - D2	26.739	42.173	43.550	223.1		1:52.462	145.77	5.033	16:22:47.546
27 - D2	27.920	41.754	44.627			1:54.301	143.43	6.872	16:24:41.847
28 - D2	27.104	42.264	44.115	227.3		1:53.483	144.46	6.054	16:26:35.330
29 - D2	27.127	45.002	43.865	225.9		1:55.994	141.33	8.565	16:28:31.324
30 - D2	27.195	41.343	43.479	220.8		1:52.017	146.35	4.588	16:30:23.341
31 - D2	27.247	41.676	43.873	224.5		1:52.796	145.34	5.367	16:32:16.137
32 - D2	26.877	41.600	46.539	220.4		1:55.016	142.54	7.587	16:34:11.153

Weather / Track : Sunny / Dry

Results can be found at www.tsl-timing.com

Page 20 of 20

Chang International
Circuit Length = 4.554 km
Start: 15:32 Flag 16:33 End: 16:39

Printed - 16:53 Saturday, 11 May 2019

Blancpain GT World Challenge Asia

RACE 1 - LAP CHART

LAP 1 @ 15:34:36.804			LAP 2 @ 15:36:13.407			LAP 3 @ 15:37:49.873			LAP 4 @ 15:39:26.079			LAP 5 @ 15:41:02.303		
NO	BEHIND	LAP TIME	NO	BEHIND	LAP TIME	NO	BEHIND	LAP TIME	NO	BEHIND	LAP TIME	NO	BEHIND	LAP TIME
911		1:42.595	911		1:36.603	911		1:36.466	911		1:36.206	911		1:36.224
99	0.541	1:43.136	99	0.506	1:36.568	99	0.565	1:36.525	99	0.796	1:36.437	99	0.852	1:36.280
912	2.247	1:44.842	912	1.641	1:35.997	912	1.229	1:36.054	912	1.287	1:36.264	912	1.284	1:36.221
21	2.822	1:45.417	21	2.308	1:36.089	21	1.849	1:36.007	21	1.732	1:36.089	21	1.855	1:36.347
97	3.432	1:46.027	97	2.829	1:36.000	97	2.410	1:36.047	97	2.159	1:35.955	97	2.187	1:36.252
12	3.890	1:46.485	12	3.989	1:36.702	12	3.836	1:36.313	12	3.762	1:36.132	12	3.607	1:36.069
27	4.665	1:47.260	27	4.375	1:36.313	27	4.223	1:36.314	27	4.362	1:36.345	27	4.060	1:35.922
999	4.947	1:47.542	999	5.478	1:37.134	999	5.664	1:36.652	999	5.682	1:36.224	999	5.187	1:35.729
910	7.033	1:49.628	666	9.231	1:38.348	666	9.990	1:37.225	666	10.741	1:36.957	666	11.124	1:36.607
666	7.486	1:50.081	61	10.159	1:38.766	61	11.421	1:37.728	75	13.399	1:37.465	75	14.849	1:37.674
75	7.955	1:50.550	75	11.081	1:39.729	75	12.140	1:37.525	910	16.308	1:39.240	910	17.834	1:37.750
61	7.996	1:50.591	910	11.232	1:40.802	910	13.274	1:38.508	26	16.633	1:38.196	26	18.195	1:37.786
16	8.222	1:50.817	16	12.224	1:40.605	26	14.643	1:38.576	128	18.660	1:38.732	128	21.005	1:38.569
26	8.565	1:51.160	26	12.533	1:40.571	128	16.134	1:39.834	8	20.116	1:38.683	8	22.195	1:38.303
128	8.703	1:51.298	128	12.766	1:40.666	16	17.486	1:41.728	88	20.794	1:39.092	88	22.639	1:38.069
888	9.705	1:52.300	8	15.129	1:41.153	8	17.639	1:38.976	16	22.504	1:41.224	16	26.865	1:40.585
88	9.851	1:52.446	88	15.425	1:42.177	88	17.908	1:38.949	13	23.634	1:39.915	13	27.340	1:39.930
13	10.377	1:52.972	13	15.524	1:41.750	13	19.925	1:40.867	59	26.871	1:39.099	59	28.265	1:37.618
8	10.579	1:53.174	51	16.898	1:40.897	51	21.952	1:41.520	51	27.333	1:41.587	51	31.603	1:40.494
918	11.915	1:54.510 P	17	17.623	1:40.765	17	23.851	1:42.694	17	28.096	1:40.451	17	32.142	1:40.270
51	12.604	1:55.199	59	18.929	1:38.666	59	23.978	1:41.515	55	32.511	1:42.040	55	38.697	1:42.410
17	13.461	1:56.056	55	21.060	1:43.356	55	26.677	1:42.083	888	42.587	1:41.014	888	46.259	1:39.896
55	14.307	1:56.902	81	25.527	1:46.443	81	35.449	1:46.388	81	46.012	1:46.769	61	47.418	1:37.477
81	15.687	1:58.282	11	27.621	1:47.271	11	37.335	1:46.180	61	46.165	2:10.950	81	55.520	1:45.732
77	16.629	1:59.224	111	28.352	1:47.527	888	37.779	1:41.978	11	47.861	1:46.732	11	58.031	1:46.394
59	16.866	1:59.461	77	28.989	1:48.963	111	38.328	1:46.442	111	48.886	1:46.764	111	58.990	1:46.328
11	16.953	1:59.548	199	29.394	1:48.017	77	39.256	1:46.733	77	49.434	1:46.384	77	59.364	1:46.154
111	17.428	2:00.023	80	30.120	1:48.057	199	40.253	1:47.325	199	50.331	1:46.284	199	1:00.722	1:46.615
199	17.980	2:00.575	888	32.267	1:59.165	80	41.526	1:47.872	80	53.240	1:47.920	80	1:04.928	1:47.912
80	18.666	2:01.261	918	1:07.300	2:31.988	918	1:07.178	1:36.344	918	1:06.993	1:36.021	918	1:06.963	1:36.194

Weather / Track : Sunny / Dry

Chang International
Circuit Length = 4.554 km
Start: 15:32 Flag 16:33 End: 16:39

Blancpain GT World Challenge Asia

RACE 1 - LAP CHART

LAP 6 @ 15:42:38.250			LAP 7 @ 15:44:14.272			LAP 8 @ 15:45:50.319			LAP 9 @ 15:47:26.100			LAP 10 @ 15:49:03.599		
NO	BEHIND	LAP TIME	NO	BEHIND	LAP TIME	NO	BEHIND	LAP TIME	NO	BEHIND	LAP TIME	NO	BEHIND	LAP TIME
911		1:35.947	911		1:36.022	911		1:36.047	911		1:35.781	911		1:37.499
99	1.209	1:36.304	99	1.652	1:36.465	99	2.108	1:36.503	99	3.023	1:36.696	99	4.537	1:39.013
912	1.859	1:36.522	912	2.061	1:36.224	912	2.735	1:36.721	912	3.531	1:36.577	97	4.926	1:38.469
21	2.102	1:36.194	21	2.634	1:36.554	97	3.163	1:36.250	97	3.956	1:36.574	77	1 Lap	1:47.920
97	2.694	1:36.454	97	2.960	1:36.288	21	4.125	1:37.538	21	4.931	1:36.587	912	5.211	1:39.179
12	3.866	1:36.206	12	3.969	1:36.125	12	4.720	1:36.798	12	5.929	1:36.990	11	1 Lap	1:48.845
27	4.286	1:36.173	27	4.576	1:36.312	27	4.998	1:36.469	27	6.128	1:36.911	21	5.831	1:38.399
999	5.320	1:36.080	999	5.581	1:36.283	999	5.818	1:36.284	999	6.650	1:36.613	12	6.988	1:38.558
666	11.764	1:36.587	666	12.985	1:37.243	666	13.634	1:36.696	80	1 Lap	1:51.619	999	7.338	1:38.187
75	16.303	1:37.401	75	17.284	1:37.003	75	18.119	1:36.882	666	14.441	1:36.588	27	7.772	1:39.143
910	20.018	1:38.131	910	22.437	1:38.441	26	24.822	1:37.926	75	19.899	1:37.561	111	1 Lap	1:49.552
26	20.692	1:38.444	26	22.943	1:38.273	910	26.281	1:39.891	26	27.172	1:38.131	199	1 Lap	1:49.607
128	24.025	1:38.967	128	27.098	1:39.095	128	29.670	1:38.619	910	29.475	1:38.975	666	14.267	1:37.325
8	25.861	1:39.613	8	28.077	1:38.238	8	30.423	1:38.393	8	33.086	1:38.444	80	1 Lap	1:49.271
88	27.505	1:40.813	88	30.303	1:38.820	88	33.177	1:38.921	128	33.738	1:39.849	75	20.054	1:37.654
16	31.044	1:40.126	59	34.370	1:39.209	59	36.291	1:37.968	59	39.422	1:38.912	26	27.506	1:37.833
59	31.183	1:38.865	16	36.506	1:41.484	16	39.874	1:39.415	88	40.478	1:43.082	910	30.946	1:38.970
13	32.038	1:40.645	13	37.284	1:41.268	13	40.638	1:39.401	16	44.805	1:40.712	8	33.803	1:38.216
17	35.058	1:38.863	17	38.290	1:39.254	17	41.410	1:39.167	13	45.431	1:40.574	128	34.977	1:38.738
51	36.553	1:40.897	51	41.515	1:40.984	51	46.250	1:40.782	17	45.776	1:40.147	59	39.502	1:37.579
55	44.958	1:42.208	55	50.734	1:41.798	888	55.741	1:38.789	51	51.664	1:41.195	88	43.089	1:40.110
888	50.060	1:39.748	61	52.379	1:38.100	61	56.182	1:39.850	888	58.142	1:38.182	13	48.354	1:40.422
61	50.301	1:38.830	888	52.999	1:38.961	55	57.304	1:42.617	61	58.564	1:38.163	16	49.075	1:41.769
81	1:05.624	1:46.051	918	1:08.360	1:35.999	918	1:08.127	1:35.814	55	1:02.409	1:40.886	17	49.758	1:41.481
11	1:08.342	1:46.258	81	1:16.315	1:46.713	81	1:26.439	1:46.171	918	1:08.293	1:35.947	51	55.106	1:40.941
918	1:08.383	1:37.367	11	1:19.456	1:47.136	11	1:29.995	1:46.586	81	1:37.138	1:46.480	888	58.588	1:37.945
77	1:10.302	1:46.885	77	1:20.429	1:46.149	77	1:30.467	1:46.085				61	59.754	1:38.689
111	1:11.036	1:47.993	111	1:22.146	1:47.132	111	1:33.009	1:46.910				55	1:06.035	1:41.125
199	1:12.424	1:47.649	199	1:22.620	1:46.218	199	1:33.629	1:47.056				918	1:08.826	1:38.032 P
80	1:16.711	1:47.730	80	1:28.118	1:47.429									

Weather / Track : Sunny / Dry

Chang International
Circuit Length = 4.554 km
Start: 15:32 Flag 16:33 End: 16:39

Blancpain GT World Challenge Asia

RACE 1 - LAP CHART

LAP 11 @ 15:50:39.978			LAP 12 @ 15:52:16.276			LAP 13 @ 15:53:52.356			LAP 14 @ 15:55:28.441			LAP 15 @ 15:57:04.555		
NO	BEHIND	LAP TIME	NO	BEHIND	LAP TIME	NO	BEHIND	LAP TIME	NO	BEHIND	LAP TIME	NO	BEHIND	LAP TIME
911		1:36.379	911		1:36.298	911		1:36.080	911		1:36.085	911		1:36.114
99	5.539	1:37.381	918	1 Lap	2:06.742	918	1 Lap	1:36.181	918	1 Lap	1:35.831	918	1 Lap	1:36.457
97	5.933	1:37.386	99	5.685	1:36.444	99	6.109	1:36.504	97	6.802	1:36.365	97	6.720	1:36.032
912	6.514	1:37.682	97	6.062	1:36.427	97	6.522	1:36.540	99	8.163	1:38.139	99	8.772	1:36.723
21	7.074	1:37.622	912	6.601	1:36.385	912	7.045	1:36.524	912	8.496	1:37.536	912	9.230	1:36.848
12	8.795	1:38.186	21	7.691	1:36.915	21	8.061	1:36.450	21	8.775	1:36.799	21	9.710	1:37.049
999	9.424	1:38.465	12	9.370	1:36.873	12	10.274	1:36.984	12	11.811	1:37.622	999	13.594	1:37.547
27	9.582	1:38.189	999	10.003	1:36.877	999	10.488	1:36.565	999	12.161	1:37.758	12	14.057	1:38.360
81	1 Lap	1:49.152	27	10.456	1:37.172	27	10.835	1:36.459	27	12.833	1:38.083	27	14.437	1:37.718
77	1 Lap	1:47.004	666	19.737	1:40.108	666	21.511	1:37.854	666	23.932	1:38.506	666	26.028	1:38.210
666	15.927	1:38.039	81	1 Lap	1:47.162	75	26.419	1:38.358	75	27.724	1:37.390	75	29.069	1:37.459
11	1 Lap	1:47.779	75	24.141	1:38.909	81	1 Lap	1:46.426	26	37.276	1:38.207	26	39.784	1:38.622
111	1 Lap	1:48.169	77	1 Lap	1:46.886	26	35.154	1:39.406	910	43.356	1:39.143	910	46.323	1:39.081
75	21.530	1:37.855	11	1 Lap	1:46.758	77	1 Lap	1:47.104	8	44.056	1:39.696	8	46.572	1:38.630
199	1 Lap	1:49.208	111	1 Lap	1:46.701	11	1 Lap	1:46.942	81	1 Lap	1:47.311	128	51.457	1:39.140
26	29.045	1:37.918	26	31.828	1:39.081	910	40.298	1:40.504	77	1 Lap	1:46.864	59	51.866	1:39.145
80	1 Lap	1:48.527	199	1 Lap	1:48.078	8	40.445	1:39.418	128	48.431	1:39.381	81	1 Lap	1:47.592
910	33.496	1:38.929	910	35.874	1:38.676	111	1 Lap	1:48.663	59	48.835	1:40.314	77	1 Lap	1:47.188
8	35.471	1:38.047	8	37.107	1:37.934	59	44.606	1:39.020	11	1 Lap	1:47.404	11	1 Lap	1:47.010
128	37.479	1:38.881	128	41.107	1:39.926	128	45.135	1:40.108	111	1 Lap	1:47.781	17	1:06.542	1:40.135
59	40.718	1:37.595	59	41.666	1:37.246	199	1 Lap	1:49.720	88	58.865	1:41.431	88	1:07.676	1:44.925 P
88	45.967	1:39.257	80	1 Lap	1:50.972	88	53.519	1:40.376	199	1 Lap	1:47.570	13	1:08.600	1:43.840 P
13	51.396	1:39.421	88	49.223	1:39.554	13	57.551	1:39.694	13	1:00.874	1:39.408	111	1 Lap	1:49.742
16	51.823	1:39.127	13	53.937	1:38.839	17	59.709	1:39.789	17	1:02.521	1:38.897	16	1:09.729	1:42.764 P
17	53.053	1:39.674	16	55.274	1:39.749	16	1:00.256	1:41.062	16	1:03.079	1:38.908	61	1:11.581	1:38.504
51	59.134	1:40.407	17	56.000	1:39.245	80	1 Lap	1:51.857	888	1:07.288	1:37.922	199	1 Lap	1:49.271
888	1:00.025	1:37.816	888	1:03.078	1:39.351	888	1:05.451	1:38.453	61	1:09.191	1:38.358	888	1:13.369	1:42.195 P
61	1:02.630	1:39.255	51	1:04.599	1:41.763	61	1:06.918	1:37.658	51	1:15.024	1:41.809	51	1:23.030	1:44.120 P
55	1:11.139	1:41.483	61	1:05.340	1:39.008	51	1:09.300	1:40.781	80	1 Lap	1:50.590	80	1 Lap	1:49.402
			55	1:15.445	1:40.604	55	1:20.323	1:40.958	55	1:25.692	1:41.454	55	1:33.712	1:44.134 P

Weather / Track : Sunny / Dry

Chang International
Circuit Length = 4.554 km
Start: 15:32 Flag 16:33 End: 16:39

Blancpain GT World Challenge Asia

RACE 1 - LAP CHART

LAP 16 @ 15:58:40.762			LAP 17 @ 16:00:17.132			LAP 18 @ 16:01:55.099			LAP 19 @ 16:03:35.571			LAP 20 @ 16:05:13.341		
NO	BEHIND	LAP TIME	NO	BEHIND	LAP TIME	NO	BEHIND	LAP TIME	NO	BEHIND	LAP TIME	NO	BEHIND	LAP TIME
911		1:36.207	911		1:36.370	911		1:37.967 P	97		1:36.335	97		1:37.770 P
918	1 Lap	1:38.730 P	97	6.194	1:36.106	97	4.137	1:35.910	12	1 Lap	1:36.392	918	2 Laps	1:36.198
97	6.458	1:35.945	80	2 Laps	1:49.630	12	1 Lap	3:03.086	918	2 Laps	1:36.056	27	1 Lap	1:35.893
99	8.845	1:36.280	99	9.081	1:36.606	918	2 Laps	3:15.026	111	3 Laps	3:33.748	912	1 Lap	1:36.795
21	9.858	1:36.355	21	9.891	1:36.403	27	1 Lap	3:05.045	27	1 Lap	1:38.416	99	7.049	1:38.299
912	10.583	1:37.560	912	11.861	1:37.648 P	99	8.878	1:37.764	912	1 Lap	3:12.869	999	1 Lap	1:37.460
999	13.665	1:36.278	999	14.920	1:37.625 P	21	9.332	1:37.408	99	6.520	1:38.114	21	8.381	1:39.603 P
12	16.790	1:38.940 P	666	30.041	1:39.099 P	80	2 Laps	1:52.279 P	21	6.548	1:37.688	666	1 Lap	1:35.615
27	17.509	1:39.279 P	26	43.719	1:38.191	75	1 Lap	3:03.523	999	1 Lap	3:11.250	111	3 Laps	1:48.573
666	27.312	1:37.491	8	54.088	1:41.019 P	910	1 Lap	3:06.012	199	2 Laps	1:54.555 P	75	1 Lap	1:36.301
75	33.937	1:41.075 P	16	1 Lap	3:04.969	26	44.231	1:38.479	666	1 Lap	3:03.392	910	1 Lap	1:35.001
26	41.898	1:38.321	13	1 Lap	3:06.727	59	1 Lap	3:06.539	75	1 Lap	1:35.734	8	1 Lap	1:36.026
8	49.439	1:39.074	88	1 Lap	3:07.951	16	1 Lap	1:36.433	910	1 Lap	1:35.055	80	3 Laps	3:36.073
910	51.863	1:41.747 P	888	1 Lap	3:05.815	128	1 Lap	3:17.209	8	1 Lap	3:04.102	59	1 Lap	1:34.993
128	58.099	1:42.849 P	81	1 Lap	1:46.226	13	1 Lap	1:36.263	26	43.966	1:40.207 P	16	1 Lap	1:35.464
59	58.682	1:43.023 P	11	1 Lap	1:47.014	88	1 Lap	1:36.114	59	1 Lap	1:35.632	13	1 Lap	1:35.543
81	1 Lap	1:46.602	51	1 Lap	3:12.302	888	1 Lap	1:34.944	16	1 Lap	1:35.380	88	1 Lap	1:35.729
77	1 Lap	1:47.215	77	1 Lap	1:49.604 P	61	1 Lap	3:06.207	13	1 Lap	1:35.569	888	1 Lap	1:34.759
11	1 Lap	1:47.486	55	1 Lap	3:03.781	17	1 Lap	3:14.631	88	1 Lap	1:36.310	128	1 Lap	1:37.644
17	1:13.862	1:43.527 P	199	1 Lap	1:47.585	51	1 Lap	1:38.257	888	1 Lap	1:35.771	61	1 Lap	1:35.997
61	1:17.147	1:41.773 P				55	1 Lap	1:37.897	128	1 Lap	1:39.989	17	1 Lap	1:35.271
199	1 Lap	1:47.199				81	1 Lap	1:50.284 P	61	1 Lap	1:35.992	51	1 Lap	1:37.352
111	1 Lap	1:50.964 P				11	1 Lap	1:46.426	17	1 Lap	1:35.893	55	1 Lap	1:35.927
									51	1 Lap	1:36.892	911	1:36.383	1:36.822
									55	1 Lap	1:36.711	12	1:36.555	1:36.667
									77	2 Laps	3:23.895	918	1 Lap	1:36.591
									11	1 Lap	1:46.817	77	2 Laps	1:48.265
									911	1:37.331	3:17.803	27	1:40.077	1:35.793
									12	1:37.658	1:36.199	912	1:41.584	1:36.268
												81	2 Laps	3:31.877
												999	1:44.397	1:36.976

Weather / Track : Sunny / Dry

Blancpain GT World Challenge Asia

RACE 1 - LAP CHART

LAP 21 @ 16:06:58.441			LAP 22 @ 16:09:52.331			LAP 23 @ 16:11:27.989			LAP 24 @ 16:13:03.361			LAP 25 @ 16:14:39.112		
NO	BEHIND	LAP TIME	NO	BEHIND	LAP TIME	NO	BEHIND	LAP TIME	NO	BEHIND	LAP TIME	NO	BEHIND	LAP TIME
99		1:38.051 P	97		1:35.716	97		1:35.658	97		1:35.372	97		1:35.751
666	1 Lap	1:35.376	911	8.522	1:35.489	80	3 Laps	1:52.632	911	8.852	1:35.699	51	1 Lap	1:38.618
11	2 Laps	1:51.464 P	918	1 Lap	1:35.276	911	8.525	1:35.661	918	1 Lap	1:35.582	111	3 Laps	1:46.834
75	1 Lap	1:35.753	12	10.040	1:35.421	918	1 Lap	1:35.596	12	9.958	1:35.578	199	3 Laps	1:53.305
111	3 Laps	1:46.784	27	13.292	1:35.663	12	9.752	1:35.370	27	14.139	1:36.274	911	8.918	1:35.817
199	3 Laps	3:33.146	912	16.292	1:37.389	27	13.237	1:35.603	912	16.675	1:35.623	918	1 Lap	1:35.628
910	1 Lap	1:35.639	99	17.255	3:11.145	912	16.424	1:35.790	999	20.032	1:35.833	12	9.760	1:35.553
26	1 Lap	3:07.510	999	17.872	1:36.251	99	19.245	1:37.648	99	21.710	1:37.837	27	13.883	1:35.495
8	1 Lap	1:35.806	21	18.100	1:38.793	999	19.571	1:37.357	21	22.100	1:37.193	912	16.656	1:35.732
59	1 Lap	1:35.005	666	21.618	1:36.458	21	20.279	1:37.837	80	3 Laps	1:53.513	999	20.110	1:35.829
16	1 Lap	1:35.499	75	25.590	1:35.706	666	21.661	1:35.701	666	22.381	1:36.092	99	22.621	1:36.662
13	1 Lap	1:35.171	11	2 Laps	3:15.056	75	25.685	1:35.753	75	26.087	1:35.774	21	23.334	1:36.985
88	1 Lap	1:36.046	77	2 Laps	1:46.000	11	2 Laps	1:48.568	910	42.051	1:35.098	666	23.647	1:37.017
888	1 Lap	1:35.437	81	2 Laps	1:46.805	910	42.325	1:35.598	8	49.185	1:36.916	75	25.978	1:35.642
80	3 Laps	1:53.146	910	42.385	1:35.216	77	2 Laps	1:46.845	59	51.071	1:36.674	80	3 Laps	1:51.240
128	1 Lap	1:37.736	8	46.773	1:35.709	81	2 Laps	1:46.340	11	2 Laps	1:49.577	910	41.301	1:35.001
61	1 Lap	1:36.122	59	50.340	1:35.254	8	47.641	1:36.526	77	2 Laps	1:47.032	8	49.278	1:35.844
17	1 Lap	1:35.298	26	56.613	1:39.999	59	49.769	1:35.087	81	2 Laps	1:45.849	59	51.192	1:35.872
55	1 Lap	1:36.355	111	2 Laps	1:50.694 P	16	1:01.041	1:35.801	888	1:01.285	1:35.072	888	1:01.963	1:36.429
51	1 Lap	1:37.760	16	1:00.898	1:35.663	26	1:01.447	1:40.492	16	1:02.798	1:37.129	16	1:03.917	1:36.870
97	1:18.174	3:03.274	13	1:01.267	1:35.557	888	1:01.585	1:35.184	26	1:05.522	1:39.447	88	1:06.956	1:36.789
911	1:26.923	1:35.640	888	1:02.059	1:35.186	13	1:03.403	1:37.794 P	88	1:05.918	1:35.920	11	2 Laps	1:48.741
918	1 Lap	1:36.288	88	1:04.744	1:36.179	88	1:05.370	1:36.284	61	1:14.663	1:36.196	77	2 Laps	1:46.917
12	1:28.509	1:37.054	199	2 Laps	1:51.252	61	1:13.839	1:36.825	17	1:15.934	1:35.612	81	2 Laps	1:46.592
27	1:31.519	1:36.542	61	1:12.672	1:36.436	17	1:15.694	1:35.857	128	1:19.265	1:36.721	26	1:09.417	1:39.646
912	1:32.793	1:36.309	17	1:15.495	1:35.937	128	1:17.916	1:37.066	13	1:24.505	1:56.474	61	1:15.593	1:36.681
21	1:33.197	3:09.916	128	1:16.508	1:37.913	199	2 Laps	1:50.874	55	1:28.759	1:35.559	17	1:15.934	1:35.751
999	1:35.511	1:36.214	55	1:28.124	1:35.939	55	1:28.572	1:36.106	128	1:21.137	1:37.623	13	1:24.164	1:35.410
666	1:39.050	1:35.935	51	1:32.690	1:38.155	111	2 Laps	2:07.952	55	1:30.699	1:37.691 P			
77	2 Laps	1:47.064				51	1:34.542	1:37.510						
75	1:43.774	1:36.205												
81	2 Laps	1:46.555												
910	2:01.059	1:35.168												
111	2 Laps	1:46.801												
8	2:04.954	1:36.241												
59	2:08.976	1:35.804												
26	2:10.504	1:41.898												
199	2 Laps	1:52.504												
16	2:19.125	1:35.537												
13	2:19.600	1:35.613												
888	2:20.763	1:34.554												
88	2:22.455	1:36.515												
61	2:30.126	1:36.340												
128	2:32.485	1:39.487												
17	2:33.448	1:36.172												
80	2 Laps	1:53.709												
55	2:46.075	1:35.578												
51	2:48.425	1:36.718												

Weather / Track : Sunny / Dry

Chang International

Circuit Length = 4.554 km

Start: 15:32 Flag 16:33 End: 16:39

Blancpain GT World Challenge Asia

RACE 1 - LAP CHART

LAP 26 @ 16:16:14.473			LAP 27 @ 16:17:49.848			LAP 28 @ 16:19:25.228			LAP 29 @ 16:21:01.996			LAP 30 @ 16:22:38.013		
NO	BEHIND	LAP TIME	NO	BEHIND	LAP TIME	NO	BEHIND	LAP TIME	NO	BEHIND	LAP TIME	NO	BEHIND	LAP TIME
97		1:35.361	97		1:35.375	97		1:35.380	97		1:36.768	97		1:36.017
51	1 Lap	1:36.937	51	1 Lap	1:37.080	51	1 Lap	1:37.265	77	3 Laps	1:45.996	80	4 Laps	1:52.462
911	9.267	1:35.710	911	9.625	1:35.733	911	10.225	1:35.980	81	3 Laps	1:45.908	911	10.243	1:36.822
918	1 Lap	1:35.729	918	1 Lap	1:35.674	918	1 Lap	1:36.098	51	1 Lap	1:37.980	918	1 Lap	1:36.958
12	10.192	1:35.793	12	10.614	1:35.797	12	11.316	1:36.082	11	3 Laps	1:48.206	12	11.066	1:36.847
27	14.387	1:35.865	27	14.237	1:35.225	27	14.215	1:35.358	911	9.438	1:35.981	51	1 Lap	1:39.865
912	17.528	1:36.233	912	18.169	1:36.016	912	18.801	1:36.012	918	1 Lap	1:35.596	27	13.036	1:36.239
111	3 Laps	1:46.860	55	1 Lap	2:00.412	55	1 Lap	1:35.410	12	10.236	1:35.688	77	3 Laps	1:47.943
999	20.763	1:36.014	999	21.177	1:35.789	999	21.508	1:35.711	27	12.814	1:35.367	81	3 Laps	1:47.470
99	23.785	1:36.525	99	25.260	1:36.850	99	25.813	1:35.933	912	17.801	1:35.768	912	18.293	1:36.509
199	3 Laps	1:51.242	666	26.746	1:36.856	666	27.193	1:35.827	55	1 Lap	1:35.338	55	1 Lap	1:36.513
21	25.166	1:37.193	21	28.399	1:38.608	21	30.204	1:37.185	999	20.546	1:35.806	999	21.148	1:36.619
666	25.265	1:36.979	75	28.883	1:37.448	75	30.870	1:37.367	666	26.365	1:35.940	11	3 Laps	1:49.708
75	26.810	1:36.193	111	3 Laps	1:47.800	910	40.583	1:35.153	99	27.409	1:38.364 P	666	26.306	1:35.958
910	41.232	1:35.292	199	3 Laps	1:50.112	111	3 Laps	1:46.192	75	30.458	1:36.356	75	30.049	1:35.608
8	49.810	1:35.893	910	40.810	1:34.953	8	50.402	1:35.771	21	31.002	1:37.566	21	31.464	1:36.479
59	51.201	1:35.370	8	50.011	1:35.576	59	51.478	1:35.725	910	39.243	1:35.428	910	38.444	1:35.218
80	3 Laps	1:52.449	59	51.133	1:35.307	199	3 Laps	1:53.391	8	49.509	1:35.875	8	48.970	1:35.478
888	1:01.190	1:34.588	888	1:00.321	1:34.506	888	59.412	1:34.471	59	50.716	1:36.006	59	50.232	1:35.533
16	1:05.144	1:36.588 P	88	1:07.965	1:35.860	88	1:08.364	1:35.779	111	3 Laps	1:47.242	99	53.163	2:01.771
88	1:07.480	1:35.885	80	3 Laps	1:52.155	61	1:20.341	1:36.531	888	57.912	1:35.268	888	57.138	1:35.243
26	1:15.065	1:41.009	61	1:19.190	1:36.529	17	1:20.912	1:36.011	88	1:08.000	1:36.404	111	3 Laps	1:46.100
61	1:18.036	1:37.804	17	1:20.281	1:36.583	26	1:25.512	1:40.089	199	3 Laps	1:51.560	88	1:07.718	1:35.735
77	2 Laps	1:46.802	26	1:20.803	1:41.113	13	1:26.160	1:35.377	61	1:19.515	1:35.942	61	1:20.546	1:37.048
17	1:19.073	1:38.500	13	1:26.163	1:36.835	16	1:28.445	1:36.077	17	1:20.035	1:35.891	17	1:20.827	1:36.809
11	2 Laps	1:48.422	128	1:27.461	1:39.466	128	1:29.519	1:37.438	13	1:24.915	1:35.523	13	1:24.107	1:35.209
81	2 Laps	1:47.377	16	1:27.748	1:57.979	80	3 Laps	1:53.630	16	1:27.628	1:35.951	16	1:27.783	1:36.172
128	1:23.370	1:37.594	77	2 Laps	1:46.940				26	1:29.939	1:41.195	199	3 Laps	1:52.370
13	1:24.703	1:35.900	81	2 Laps	1:46.389				128	1:30.066	1:37.315	128	1:32.326	1:38.277
			11	2 Laps	1:48.580							26	1:34.248	1:40.326

Weather / Track : Sunny / Dry

Blancpain GT World Challenge Asia

RACE 1 - LAP CHART

LAP 31 @ 16:24:13.594			LAP 32 @ 16:25:49.621			LAP 33 @ 16:27:25.191			LAP 34 @ 16:29:00.695			LAP 35 @ 16:30:38.112		
NO	BEHIND	LAP TIME	NO	BEHIND	LAP TIME	NO	BEHIND	LAP TIME	NO	BEHIND	LAP TIME	NO	BEHIND	LAP TIME
97		1:35.581	97		1:36.027	97		1:35.570	97		1:35.504	97		1:37.417
911	10.722	1:36.060	26	1 Lap	1:39.600	128	1 Lap	1:37.621	128	1 Lap	1:38.038	128	1 Lap	1:37.591
918	1 Lap	1:36.028	199	4 Laps	1:52.137	26	1 Lap	1:39.388	26	1 Lap	1:39.966	111	4 Laps	1:46.664
12	11.615	1:36.130	911	11.275	1:36.580	911	12.484	1:36.779	911	12.833	1:35.853	911	11.551	1:36.135
27	13.198	1:35.743	12	11.687	1:36.099	12	13.461	1:37.344	12	13.512	1:35.555	12	11.787	1:35.692
51	1 Lap	1:37.781	918	1 Lap	1:36.956	27	13.863	1:36.724	27	14.119	1:35.760	27	12.567	1:35.865
912	19.080	1:36.368	27	12.709	1:35.538	918	1 Lap	1:39.025	918	1 Lap	1:35.245	918	1 Lap	1:35.637
55	1 Lap	1:35.948	51	1 Lap	1:36.158	51	1 Lap	1:37.641	51	1 Lap	1:37.390	26	1 Lap	1:41.527
999	22.716	1:37.149	912	19.668	1:36.615	912	21.735	1:37.637	55	1 Lap	1:36.503	51	1 Lap	1:37.269
77	3 Laps	1:46.452	55	1 Lap	1:35.994	55	1 Lap	1:37.735	912	23.487	1:37.256	55	1 Lap	1:35.136
666	27.290	1:36.565	999	23.134	1:36.445	199	4 Laps	1:52.318	666	28.597	1:36.352	912	22.512	1:36.442
80	4 Laps	1:54.301	666	27.137	1:35.874	666	27.749	1:36.182	75	32.307	1:35.996	666	27.131	1:35.951
81	3 Laps	1:46.810	75	31.018	1:36.509	75	31.815	1:36.367	21	38.190	1:37.047	75	30.967	1:36.077
75	30.536	1:36.068	21	35.270	1:38.262	21	36.647	1:36.947	910	38.321	1:35.988	910	36.633	1:35.729
21	33.035	1:37.152	77	3 Laps	1:46.737	910	37.837	1:35.149	199	4 Laps	1:52.760	21	37.927	1:37.154
11	3 Laps	1:49.355	910	38.258	1:36.169	77	3 Laps	1:46.264	8	50.173	1:36.064	8	48.614	1:35.858
910	38.116	1:35.253	81	3 Laps	1:47.220	8	49.613	1:36.127	59	50.583	1:36.217	59	48.934	1:35.768
8	49.176	1:35.787	80	4 Laps	1:53.483	59	49.870	1:35.963	888	56.013	1:35.852	888	53.509	1:34.913
59	50.004	1:35.353	11	3 Laps	1:48.177	81	3 Laps	1:47.035	99	56.587	1:37.550	99	55.931	1:36.761
99	53.223	1:35.641	8	49.056	1:35.907	99	54.541	1:37.011	77	3 Laps	1:46.353	199	4 Laps	1:53.783
888	56.277	1:34.720	59	49.477	1:35.500	888	55.665	1:36.005	81	3 Laps	1:46.428	77	3 Laps	1:45.838
88	1:08.201	1:36.064	99	53.100	1:35.904	11	3 Laps	1:48.513	88	1:09.277	1:37.045	88	1:08.195	1:36.335
111	3 Laps	1:46.573	888	55.230	1:34.980	80	4 Laps	1:55.994	11	3 Laps	1:48.880	81	3 Laps	1:45.931
17	1:20.964	1:35.718	88	1:07.666	1:35.492	88	1:07.736	1:35.640	17	1:21.393	1:35.788	17	1:21.113	1:37.137
61	1:21.841	1:36.876	17	1:20.785	1:35.848	17	1:21.109	1:35.894	80	4 Laps	1:52.017	16	1:27.002	1:37.042
13	1:23.849	1:35.323	61	1:22.150	1:36.336	61	1:23.809	1:37.229	13	1:25.119	1:36.041	11	3 Laps	1:50.422
16	1:27.700	1:35.498	13	1:23.265	1:35.443	13	1:24.582	1:36.887	61	1:25.269	1:36.964			
128	1:34.314	1:37.569	111	3 Laps	1:46.499	16	1:27.544	1:36.018	16	1:27.377	1:35.337			
			16	1:27.096	1:35.423	111	3 Laps	1:46.439						

Weather / Track : Sunny / Dry

Chang International
Circuit Length = 4.554 km
Start: 15:32 Flag 16:33 End: 16:39

Blancpain GT World Challenge Asia

RACE 1 - LAP CHART

LAP 36 @ 16:32:15.988			LAP 37 @ 16:33:53.543		
NO	BEHIND	LAP TIME	NO	BEHIND	LAP TIME
97		1:37.876	97		1:37.555
80	5 Laps	1:52.796	11	4 Laps	1:49.496
128	1 Lap	1:38.815	128	1 Lap	1:40.607
911	10.006	1:36.331	911	9.039	1:36.588
12	10.932	1:37.021	12	10.091	1:36.714
27	11.144	1:36.453	918	1 Lap	1:37.096
918	1 Lap	1:35.924	27	11.573	1:37.984
26	1 Lap	1:41.161	80	5 Laps	1:55.016
51	1 Lap	1:37.691	51	1 Lap	1:39.044
61	1 Lap	2:09.453	61	1 Lap	1:39.458
111	4 Laps	1:49.931	912	21.655	1:37.714
912	21.496	1:36.860	26	1 Lap	1:43.350
666	25.397	1:36.142	666	24.891	1:37.049
75	29.882	1:36.791	75	29.284	1:36.957
910	33.998	1:35.241	111	4 Laps	1:48.242
21	38.082	1:38.031	910	31.688	1:35.245
8	46.094	1:35.356	21	38.139	1:37.612
59	46.880	1:35.822	8	44.298	1:35.759
888	50.394	1:34.761	59	45.403	1:36.078
99	53.998	1:35.943	888	47.188	1:34.349
88	1:06.594	1:36.275	99	53.024	1:36.581
199	4 Laps	1:51.753	88	1:05.343	1:36.304
77	3 Laps	1:46.017	17	1:19.665	1:38.071
81	3 Laps	1:45.690	16	1:24.531	1:37.582
17	1:19.149	1:35.912	77	3 Laps	1:46.814
16	1:24.504	1:35.378	81	3 Laps	1:47.108
			199	4 Laps	1:53.156
			55	2 Laps	7:56.374 P

Weather / Track : Sunny / Dry

Results can be found at www.tsl-timing.com

Page 8 of 8

Chang International
Circuit Length = 4.554 km
Start: 15:32 Flag 16:33 End: 16:39

Printed - 16:55 Saturday, 11 May 2019

Blancpain GT World Challenge Asia

RACE 1 - POSITION CHART

No	Name	Lap																																			
		Pos	1	2	3	4	5	6	7	8	9	10	11	12	13	14	15	16	17	18	19	20	21	22	23	24	25	26	27	28	29	30	31	32			
99	Craft-Bamboo Racing	1	911	911	911	911	911	911	911	911	911	911	911	911	911	911	911	911	911	911	911	911	911	911	911	911	911	911	911	911	911	911	911	911	911		
21	OpenRoad Racing	2	99	99	99	99	99	99	99	99	99	99	99	99	99	99	99	99	99	99	99	99	99	99	99	99	99	99	99	99	99	99	99	99	99		
912	Absolute Racing	3	912	912	912	912	912	912	912	912	912	912	912	912	912	912	912	912	912	912	912	912	912	912	912	912	912	912	912	912	912	912	912	912	912		
911	Absolute Racing	4	21	21	21	21	21	21	21	21	21	21	21	21	21	21	21	21	21	21	21	21	21	21	21	21	21	21	21	21	21	21	21	21	21		
12	Audi Sport Asia Team A	5	97	97	97	97	97	97	97	97	97	97	97	97	97	97	97	97	97	97	97	97	97	97	97	97	97	97	97	97	97	97	97	97	97		
918	Panther/AAS Motorsport	6	12	12	12	12	12	12	12	12	12	12	12	12	12	12	12	12	12	12	12	12	12	12	12	12	12	12	12	12	12	12	12	12	12		
97	Solite Indigo Racing	7	27	27	27	27	27	27	27	27	27	27	27	27	27	27	27	27	27	27	27	27	27	27	27	27	27	27	27	27	27	27	27	27	27	27	
27	HubAuto Corsa	8	999	999	999	999	999	999	999	999	999	999	999	999	999	999	999	999	999	999	999	999	999	999	999	999	999	999	999	999	999	999	999	999	999		
61	ABSSA Motorsport	9	910	666	666	666	666	666	666	666	666	666	666	666	666	666	666	666	666	666	666	666	666	666	666	666	666	666	666	666	666	666	666	666	666		
666	Vincenzo Sospiri Racing	10	666	61	61	75	75	75	75	75	75	75	75	75	75	75	75	75	75	75	75	75	75	75	75	75	75	75	75	75	75	75	75	75	75	75	
999	Audi Sport Asia Team T	11	75	75	75	910	910	910	910	26	26	26	26	26	26	26	26	26	26	26	26	26	26	26	26	26	26	26	26	26	26	26	26	26	26	26	
59	Singha Plan-B by Absol	12	61	910	910	26	26	26	26	910	910	910	910	910	910	910	910	910	910	910	910	910	910	910	910	910	910	910	910	910	910	910	910	910	910		
88	Craft-Bamboo Racing	13	16	16	26	128	128	128	128	8	8	8	8	8	8	8	8	8	8	8	8	8	8	8	8	8	8	8	8	8	8	8	8	8	8	8	
75	T2 Motorsports	14	26	26	128	8	8	8	8	8	128	128	128	128	59	128	128	128	128	59	59	59	59	59	59	59	59	59	59	59	59	59	59	59	59	59	
8	ARN Racing	15	128	128	16	88	88	88	88	88	59	59	59	59	59	128	59	59	59	59	16	16	16	16	16	16	16	16	16	16	16	16	16	16	16	16	
26	B-Quik Racing	16	888	8	8	16	16	16	59	59	88	88	88	88	88	88	88	88	88	88	17	17	128	13	13	13	13	13	888	26	88	88	61	61	61	61	
910	JRM	17	88	88	88	13	13	59	16	16	16	13	13	13	13	13	13	13	88	61	13	88	88	88	888	888	13	88	26	26	17	17	17	17	61	61	
128	Vattana Motorsport	18	13	13	13	59	59	13	13	13	13	16	16	16	17	17	13	16	88	888	888	888	88	88	88	88	88	61	61	61	61	26	26	13	13	13	13
888	Triple Eight Race Engin	19	8	51	51	51	51	17	17	17	17	17	17	17	17	16	16	16	13	888	128	128	128	61	61	61	17	17	17	13	13	16	16	16	16	16	
13	Audi Sport Asia Team A	20	918	17	17	17	17	51	51	51	51	51	51	51	888	888	888	61	88	61	61	61	61	61	128	17	17	128	128	128	128	16	26	128	128	128	128
17	Anstone Racing	21	51	59	59	55	55	55	55	888	888	888	888	51	61	61	888	888	17	17	17	17	17	17	128	128	13	13	13	16	128	128	26	26	26	26	
16	Modena Motorsports	22	17	55	55	888	888	888	61	61	61	61	61	61	61	51	51	51	51	51	51	51	51	55	55	55	55	55	55	55	55	55	55	55	55	55	55
51	AMAC Motorsport	23	55	81	81	81	61	61	888	55	55	55	55	55	55	55	55	55	55	11	55	55	55	51	51	51	51	51	51	51	51	51	51	51	51	51	51
55	Craft-Bamboo Racing	24	81	11	11	61	81	81	918	918	918	918	918	918	918	918	918	918	918	918	918	918	918	918	918	918	918	918	918	918	918	918	918	918	918	918	918
81	BMW Team Studie	25	77	111	888	11	11	11	81	81	81	81	81	81	81	81	81	81	81	81	81	81	81	81	81	81	81	81	81	81	81	81	81	81	81	81	81
11	GTO Racing with TTR	26	59	77	111	111	111	918	11	11	77	77	77	77	77	77	77	77	77	77	77	77	77	77	77	77	77	77	77	77	77	77	77	77	77	77	77
77	Craft-Bamboo Racing	27	11	199	77	77	77	77	77	77	77	77	77	77	77	77	77	77	77	77	77	77	77	77	77	77	77	77	77	77	77	77	77	77	77	77	77
111	Team iRace.Win	28	111	80	199	199	199	111	111	111	111	111	111	111	111	111	111	111	111	111	111	111	111	111	111	111	111	111	111	111	111	111	111	111	111	111	111
199	Team iRace.Win	29	199	888	80	80	80	199	199	199	199	199	199	199	199	199	199	199	199	199	199	199	199	199	199	199	199	199	199	199	199	199	199	199	199	199	199
80	Racing Spirit Team	30	80	918	918	918	918	80	80	80	80	80	80	80	80	80	80	80	80	80	80	80	80	80	80	80	80	80	80	80	80	80	80	80	80	80	80

Weather / Track : Sunny / Dry

Chang International
Circuit Length = 4.554 km
Start: 15:32 Flag 16:33 End: 16:39

Blancpain GT World Challenge Asia

RACE 1 - POSITION CHART

No	Name	Lap Pos	Lap				
			33	34	35	36	37
99	Craft-Bamboo Racing	1	97	97	97	97	97
21	OpenRoad Racing	2	911	911	911	911	911
912	Absolute Racing	3	12	12	12	12	12
911	Absolute Racing	4	27	27	27	27	27
12	Audi Sport Asia Team A	5	912	912	912	912	912
918	Panther/AAS Motorsport	6	666	666	666	666	666
97	Solite Indigo Racing	7	75	75	75	75	75
27	HubAuto Corsa	8	21	21	910	910	910
61	ABSSA Motorsport	9	910	910	21	21	21
666	Vincenzo Sospiri Racing	10	8	8	8	8	8
999	Audi Sport Asia Team T	11	59	59	59	59	59
59	Singha Plan-B by Absol	12	99	888	888	888	888
88	Craft-Bamboo Racing	13	888	99	99	99	99
75	T2 Motorsports	14	88	88	88	88	88
8	ARN Racing	15	17	17	17	17	17
26	B-Quik Racing	16	61	13	16	16	16
910	JRM	17	13	61	128	128	
128	Vattana Motorsport	18	16	16	918	918	
888	Triple Eight Race Engin	19	128	128	26	51	
13	Audi Sport Asia Team A	20	26	918	51	61	
17	Anstone Racing	21	918	26	61	26	
16	Modena Motorsports	22	51	51	55		
51	AMAC Motorsport	23	55	55			
55	Craft-Bamboo Racing	24	77	77			
81	BMW Team Studie	25	81	81			
11	GTO Racing with TTR	26	11				
77	Craft-Bamboo Racing	27	111				
111	Team iRace.Win	28	199				
199	Team iRace.Win	29					
80	Racing Spirit Team	30					

Weather / Track : Sunny / Dry

Results can be found at www.tsl-timing.com

Page 2 of 2

Chang International
Circuit Length = 4.554 km
Start: 15:32 Flag 16:33 End: 16:39

Printed - 16:56 Saturday, 11 May 2019

Blancpain GT World Challenge Asia

RACE 1 - BEST SECTORS

SECTOR 1				SECTOR 2				SECTOR 3				IDEAL / BEST COMPARISON			
POS	NO	NAME	TIME	NO	NAME	TIME	NO	NAME	TIME	POS	NO	NAME	IDEAL	BEST	DIFF
													PERFECT LAP	1:34.113	
1	888	Triple Eight Race Er	22.908	888	Triple Eight Race Er	34.582	888	Triple Eight Race Er	36.623	1	888	Triple Eight Race Eng	1:34.113	1:34.349	0.236
2	59	Singha Plan-B by Al	22.927	910	JRM	34.790	16	Modena Motorsport	36.826	2	910	JRM	1:34.680	1:34.953	0.273
3	75	T2 Motorsports	22.947	13	Audi Sport Asia Tea	34.906	59	Singha Plan-B by Al	36.847	3	59	Singha Plan-B by Abs	1:34.788	1:34.993	0.205
4	13	Audi Sport Asia Tea	23.012	88	Craft-Bamboo Racir	34.956	910	JRM	36.860	4	16	Modena Motorsports	1:34.895	1:35.337	0.442
5	910	JRM	23.030	12	Audi Sport Asia Tea	34.972	55	Craft-Bamboo Racir	36.878	5	13	Audi Sport Asia Team	1:34.911	1:35.171	0.260
6	8	ARN Racing	23.037	8	ARN Racing	34.980	97	Solite Indigo Racing	36.981	6	8	ARN Racing	1:35.020	1:35.356	0.336
7	17	Anstone Racing	23.049	17	Anstone Racing	34.983	27	HubAuto Corsa	36.988	7	12	Audi Sport Asia Team	1:35.029	1:35.370	0.341
8	918	Panther/AAS Motors	23.054	911	Absolute Racing	34.989	12	Audi Sport Asia Tea	36.991	8	55	Craft-Bamboo Racing	1:35.100	1:35.136	0.036
9	12	Audi Sport Asia Tea	23.066	16	Modena Motorsport	34.999	13	Audi Sport Asia Tea	36.993	9	918	Panther/AAS Motors	1:35.152	1:35.245	0.093
10	16	Modena Motorsport	23.070	918	Panther/AAS Motors	35.004	8	ARN Racing	37.003	10	27	HubAuto Corsa	1:35.170	1:35.225	0.055
11	27	HubAuto Corsa	23.106	59	Singha Plan-B by Al	35.014	88	Craft-Bamboo Racir	37.032	11	88	Craft-Bamboo Racing	1:35.181	1:35.492	0.311
12	666	Vincenzo Sospiri Ra	23.121	912	Absolute Racing	35.015	666	Vincenzo Sospiri Ra	37.085	12	97	Solite Indigo Racing	1:35.199	1:35.361	0.162
13	911	Absolute Racing	23.131	55	Craft-Bamboo Racir	35.023	918	Panther/AAS Motors	37.094	13	17	Anstone Racing	1:35.233	1:35.271	0.038
14	61	ABSSA Motorsport	23.138	97	Solite Indigo Racing	35.074	912	Absolute Racing	37.100	14	912	Absolute Racing	1:35.287	1:35.623	0.336
15	21	OpenRoad Racing	23.139	27	HubAuto Corsa	35.076	911	Absolute Racing	37.176	15	666	Vincenzo Sospiri Raci	1:35.289	1:35.376	0.087
16	97	Solite Indigo Racing	23.144	666	Vincenzo Sospiri Ra	35.083	999	Audi Sport Asia Tea	37.189	16	911	Absolute Racing	1:35.296	1:35.489	0.193
17	999	Audi Sport Asia Tea	23.164	999	Audi Sport Asia Tea	35.089	17	Anstone Racing	37.201	17	75	T2 Motorsports	1:35.334	1:35.608	0.274
18	912	Absolute Racing	23.172	99	Craft-Bamboo Racir	35.156	75	T2 Motorsports	37.206	18	999	Audi Sport Asia Team	1:35.442	1:35.711	0.269
19	88	Craft-Bamboo Racir	23.193	75	T2 Motorsports	35.181	99	Craft-Bamboo Racir	37.214	19	99	Craft-Bamboo Racing	1:35.587	1:35.641	0.054
20	55	Craft-Bamboo Racir	23.199	21	OpenRoad Racing	35.202	61	ABSSA Motorsport	37.327	20	61	ABSSA Motorsport	1:35.769	1:35.942	0.173
21	99	Craft-Bamboo Racir	23.217	61	ABSSA Motorsport	35.304	21	OpenRoad Racing	37.468	21	21	OpenRoad Racing	1:35.809	1:36.007	0.198
22	51	AMAC Motorsport	23.230	51	AMAC Motorsport	35.350	51	AMAC Motorsport	37.546	22	51	AMAC Motorsport	1:36.126	1:36.158	0.032
23	26	B-Quik Racing	23.299	128	Vattana Motorsport	35.456	128	Vattana Motorsport	37.588	23	128	Vattana Motorsport	1:36.576	1:36.721	0.145
24	128	Vattana Motorsport	23.532	26	B-Quik Racing	36.014	26	B-Quik Racing	38.037	24	26	B-Quik Racing	1:37.350	1:37.786	0.436
25	81	BMW Team Studie	25.351	111	Team iRace.Win	38.699	11	GTO Racing with TT	40.976	25	81	BMW Team Studie	1:45.214	1:45.690	0.476
26	77	Craft-Bamboo Racir	25.364	81	BMW Team Studie	38.770	81	BMW Team Studie	41.093	26	77	Craft-Bamboo Racing	1:45.569	1:45.838	0.269
27	11	GTO Racing with TT	25.634	199	Team iRace.Win	39.007	199	Team iRace.Win	41.115	27	111	Team iRace.Win	1:45.639	1:46.100	0.461
28	111	Team iRace.Win	25.667	77	Craft-Bamboo Racir	39.029	77	Craft-Bamboo Racir	41.176	28	11	GTO Racing with TTR	1:45.830	1:46.180	0.350
29	199	Team iRace.Win	25.893	11	GTO Racing with TT	39.220	111	Team iRace.Win	41.273	29	199	Team iRace.Win	1:46.015	1:46.218	0.203
30	80	Racing Spirit Team	26.129	80	Racing Spirit Team	39.669	80	Racing Spirit Team	41.561	30	80	Racing Spirit Team	1:47.359	1:47.429	0.070

Weather / Track : Sunny / Dry

Chang International

Circuit Length = 4.554 km

Start: 15:32 Flag 16:33 End: 16:39

Results can be found at www.tsl-timing.com

Printed - 16:53 Saturday, 11 May 2019

Blancpain GT World Challenge Asia

RACE 1 - BEST SPEEDS

POS	NO	NAME	VMAX	KPH
1	61	ABSSA Motorsport		252.9
2	75	T2 Motorsports		252.3
3	12	Audi Sport Asia Team Absolute Racing		251.7
4	27	HubAuto Corsa		251.7
5	59	Singha Plan-B by Absolute Racing		251.7
6	888	Triple Eight Race Engineering Australia		251.7
7	666	Vincenzo Sospiri Racing		251.1
8	13	Audi Sport Asia Team Absolute Racing		251.1
9	999	Audi Sport Asia Team TSRT		251.1
10	912	Absolute Racing		250.5
11	17	Anstone Racing		250.5
12	918	Panther/AAS Motorsport		250.5
13	21	OpenRoad Racing		249.4
14	99	Craft-Bamboo Racing		249.4
15	26	B-Quik Racing		249.4
16	97	Solite Indigo Racing		248.8
17	16	Modena Motorsports		248.8
18	128	Vattana Motorsport		248.8
19	911	Absolute Racing		248.2
20	8	ARN Racing		248.2
21	51	AMAC Motorsport		247.7
22	55	Craft-Bamboo Racing		247.7
23	910	JRM		247.1
24	88	Craft-Bamboo Racing		246.5
25	81	BMW Team Studie		235.8
26	77	Craft-Bamboo Racing		231.7
27	11	GTO Racing with TTR		231.7
28	111	Team iRace.Win		230.2
29	199	Team iRace.Win		228.8
30	80	Racing Spirit Team		227.8

Weather / Track : Sunny / Dry

Results can be found at www.tsl-timing.com

Chang International
Circuit Length = 4.554 km
Start: 15:32 Flag 16:33 End: 16:39

Printed - 16:54 Saturday, 11 May 2019

Blancpain GT World Challenge Asia

RACE 1 - DRIVER STATISTICS

POS	NO	CL	PIC	TEAM / DRIVERS	CAR	LAPS	RACE TIME	%	BEST	ON	KPH
1	97	GT3S	1	Solite Indigo Racing (KOR)	Mercedes-AMG GT3	37	1:00:59.334				
				20		33:49.965	55.47	1:35.910	18	170.93	
				17		27:09.369	44.53	1:35.361	26	171.91	
2	911	GT3S	2	Absolute Racing (CHN)	Porsche 911 GT3 R	37	1:01:08.373				
				18		30:46.162	50.33	1:35.781	9	171.16	
				19		30:22.211	49.67	1:35.489	22	171.68	
3	12	GT3S	3	Audi Sport Asia Team Absolute Racing	Audi R8 LMS GT3 2019	37	1:01:09.425				
				16		27:34.048	45.08	1:36.069	5	170.65	
				21		33:35.377	54.92	1:35.370	23	171.90	
4	27	GT3S	4	HubAuto Corsa (TPE)	Ferrari 488 GT3	37	1:01:10.907				
				16		27:35.553	45.10	1:35.922	5	170.91	
				21		33:35.354	54.90	1:35.225	27	172.16	
5	912	GT3S	5	Absolute Racing (CHN)	Porsche 911 GT3 R	37	1:01:20.989				
				17		29:10.927	47.57	1:35.997	2	170.78	
				20		32:10.062	52.43	1:35.623	24	171.44	
6	666	GT3PA	1	Vincenzo Sospiri Racing (ITA)	Lamborghini Huracan GT3 EVO	37	1:01:24.225				
				17		29:24.242	47.89	1:36.587	6	169.73	
				20		31:59.983	52.11	1:35.376	20	171.89	
7	75	GT3PA	2	T2 Motorsports (SGP)	Ferrari 488 GT3	37	1:01:28.618				
				16		27:51.530	45.32	1:36.882	8	169.22	
				21		33:37.088	54.68	1:35.608	30	171.47	
8	910	GT3PA	3	JRM (CHN)	Porsche 911 GT3 R	37	1:01:31.022				
				16		28:12.295	45.85	1:37.750	5	167.71	
				21		33:18.727	54.15	1:34.953	27	172.65	
9	21	GT3PA	4	OpenRoad Racing (HKG)	Porsche 911 GT3 R	37	1:01:37.473				
				20		33:59.814	55.17	1:36.007	3	170.76	
				17		27:37.659	44.83	1:36.479	30	169.92	
10	8	GT3PA	5	ARN Racing (JPN)	Porsche 911 GT3 R	37	1:01:43.632				
				17		29:47.646	48.27	1:37.934	12	167.40	
				20		31:55.986	51.73	1:35.356	36	171.92	
11	59	GT3PA	6	Singha Plan-B by Absolute Racing (THA)	Audi R8 LMS GT3 2019	37	1:01:44.737				
				16		28:18.444	45.85	1:37.246	12	168.58	
				21		33:26.293	54.15	1:34.993	19	172.58	
12	888	GT3PA	7	Triple Eight Race Engineering Australia	Mercedes-AMG GT3	37	1:01:46.522				
				15		26:57.537	43.64	1:37.816	11	167.60	
				22		34:48.985	56.36	1:34.349	37	173.76	
13	99	GT3S	6	Craft-Bamboo Racing (HKG)	Mercedes-AMG GT3	37	1:01:52.358				
				21		35:38.992	57.62	1:36.280	5	170.27	
				16		25:43.430	41.58	1:35.641	31	171.41	
14	88	GT3PA	8	Craft-Bamboo Racing (HKG)	Mercedes-AMG GT3	37	1:02:04.677				
				15		26:51.526	43.27	1:38.069	5	167.17	
				22		35:13.151	56.73	1:35.492	32	171.68	
15	17	GT3PA	9	Anstone Racing (CHN)	Mercedes-AMG GT3	37	1:02:18.999				
				16		28:41.545	46.04	1:38.863	6	165.82	
				21		33:37.454	53.96	1:35.271	19	172.08	
16	16	GT3PA	10	Modena Motorsports (HKG)	Porsche 911 GT3 R	37	1:02:23.865				
				15		26:50.223	43.01	1:38.908	14	165.75	
				22		35:08.588	56.32	1:35.337	34	171.96	
17	128	GT3AM	1	Vattana Motorsport (THA)	Lamborghini Huracan GT3 EVO	36	1:01:06.371				
				16		28:25.863	46.53	1:38.569	5	166.32	
				20		32:40.508	53.47	1:36.721	24	169.50	
18	918	GT3PA	11	Panther/AAS Motorsport (CHN)	Porsche 911 GT3 R	36	1:01:10.364				
				15		26:00.030	42.50	1:35.814	8	171.10	
				21		33:35.658	54.92	1:35.245	33	172.12	
19	51	GT3AM	2	AMAC Motorsport (AUS)	Lamborghini Huracan GT3 EVO	36	1:01:19.041				
				15		27:11.050	44.33	1:40.407	11	163.27	
				21		34:07.991	55.67	1:36.158	31	170.49	

Chang International

Circuit Length = 4.554 km

Start: 15:32 Flag 16:33 End: 16:39

Weather / Track : Sunny / Dry

Blancpain GT World Challenge Asia

RACE 1 - DRIVER STATISTICS

POS	NO	CL	PIC	TEAM / DRIVERS	CAR	LAPS	RACE TIME	%	BEST	ON	KPH
20	61	GT3PA	12	ABSSA Motorsport (JPN)	McLaren 720S GT3	36	1:01:20.666				
				Piti BHIROMBHAUDI (THA)		16	28:36.886	46.65	1:37.477	5	168.18
				Keita SAWA (JPN)		20	32:43.780	53.35	1:35.942	29	170.87
21	26	GT3AM	3	B-Quik Racing (THA)	Audi R8 LMS GT3 2019	36	1:01:23.044				
				Daniel BILSKI (AUS)		19	32:55.920	53.65	1:37.786	5	167.65
				Henk KIKS (NLD)		17	28:27.124	46.35	1:39.388	32	164.95
22	55	GT3PA	13	Craft-Bamboo Racing (HKG)	Mercedes-AMG GT3	35	1:06:00.965				
				Daniel AU (SGP)		15	27:13.615	41.24	1:40.604	12	162.95
				Melvin MOH (MYS)		20	38:18.469	58.03	1:35.136	34	172.32
23	13	GT3PA	14	Audi Sport Asia Team Absolute Racing	Audi R8 LMS GT3 2019	34	57:31.605				
				Jingzu SUN (CHN)		15	26:50.954	46.67	1:38.839	12	165.86
				Congfu CHENG (CHN)		19	30:15.359	52.59	1:35.171	20	172.26
24	77	GT4AM	1	Craft-Bamboo Racing (HKG)	Mercedes-AMG GT4	34	1:02:24.536				
				Frank YU (HKG)		16	30:26.594	48.78	1:46.085	8	154.54
				Jean-Marc MERLIN (FRA)		18	31:57.942	51.22	1:45.838	32	154.90
25	81	GT4AM	2	BMW Team Studie (JPN)	BMW M4 GT4	34	1:02:27.168				
				Takayuki KINOSHITA (JPN)		17	32:16.840	51.69	1:45.732	5	155.05
				Sunako JUKUCHOU (JPN)		17	30:10.328	48.31	1:45.690	33	155.11
26	11	GT4AM	3	GTO Racing with TTR (JPN)	Mercedes-AMG GT4	33	1:01:01.751				
				Brian LEE (TPE)		19	35:40.424	58.45	1:46.180	3	154.40
				Tony FONG (HKG)		14	25:21.327	41.55	1:48.177	29	151.55
27	111	GT4AM	4	Team iRace.Win (TPE)	Mercedes-AMG GT4	33	1:01:30.619				
				Setiawan SANTOSO (IDN)		15	28:59.008	47.12	1:46.328	5	154.18
				Ringo CHONG (SGP)		18	32:06.538	52.20	1:46.100	27	154.51
28	199	GT4AM	5	Team iRace.Win (TPE)	Mercedes-AMG GT4	33	1:02:28.195				
				Angelo NEGRO (ITA)		17	32:38.094	52.24	1:46.218	7	154.34
				Alan YEO (AUS)		16	29:50.101	47.76	1:50.112	24	148.88
29	999	GT3S	7	Audi Sport Asia Team TSRT (CHN)	Audi R8 LMS GT3 2019	32	53:18.546				
				Weian CHEN (CHN)		17	29:10.360	54.72	1:35.729	5	171.25
				Andre COUTO (MAC)		15	24:08.186	45.28	1:35.711	28	171.29
30	80	GT4AM	6	Racing Spirit Team (THA)	Porsche Cayman GT4 Clubsport MR	32	1:01:16.944				
				Munkong SATHIENTHIRAKUL (THA)		16	31:09.555	50.85	1:47.429	7	152.60
				Preeda TANTEMASAPYA (THA)		16	30:07.389	49.15	1:51.240	22	147.37

Weather / Track : Sunny / Dry

Chang International
 Circuit Length = 4.554 km
 Start: 15:32 Flag 16:33 End: 16:39

Blancpain GT World Challenge Asia

RACE 1 - PIT STOP ANALYSIS

P1	97 GT3S	Solite Indigo Racing	Mercedes-AMG GT3				
D1: Roelof BRUINS	Total Stint: 20 Laps - 33:49.965 (55.47%)		Best Lap: 1:35.910 On Lap 18 @ 170.93 kph				
D2: Manuel METZGER	Total Stint: 17 Laps - 27:09.369 (44.53%)		Best Lap: 1:35.361 On Lap 26 @ 171.91 kph				
STOP	IN TIME	DRIVER IN	STINT TIME	STOP TIME	TOTAL STOP TIME	OUT TIME	DRIVER OUT
1 -	16:05:13.341	Roelof BRUINS	32:19.132	1:30.833	1:30.833	16:06:44.174	Manuel METZGER
-	Finish	Manuel METZGER	27:09.369				
P2	911 GT3S	Absolute Racing	Porsche 911 GT3 R				
D1: Tanart SATHIENTHIRAKUL	Total Stint: 18 Laps - 30:46.162 (50.33%)		Best Lap: 1:35.781 On Lap 9 @ 171.16 kph				
D2: Philip HAMPRECHT	Total Stint: 19 Laps - 30:22.211 (49.67%)		Best Lap: 1:35.489 On Lap 22 @ 171.68 kph				
STOP	IN TIME	DRIVER IN	STINT TIME	STOP TIME	TOTAL STOP TIME	OUT TIME	DRIVER OUT
1 -	16:01:55.099	Tanart SATHIENTHIRAKI	29:00.890	1:45.272	1:45.272	16:03:40.371	Philip HAMPRECHT
-	Finish	Philip HAMPRECHT	30:22.211				
P3	12 GT3S	Audi Sport Asia Team Absolute Racing	Audi R8 LMS GT3 2019				
D1: Weiron TAN	Total Stint: 16 Laps - 27:34.048 (45.08%)		Best Lap: 1:36.069 On Lap 5 @ 170.65 kph				
D2: Martin RUMP	Total Stint: 21 Laps - 33:35.377 (54.92%)		Best Lap: 1:35.370 On Lap 23 @ 171.90 kph				
STOP	IN TIME	DRIVER IN	STINT TIME	STOP TIME	TOTAL STOP TIME	OUT TIME	DRIVER OUT
1 -	15:58:57.552	Weiron TAN	26:03.343	1:30.705	1:30.705	16:00:28.257	Martin RUMP
-	Finish	Martin RUMP	33:35.377				
P4	27 GT3S	HubAuto Corsa	Ferrari 488 GT3				
D1: Yuya SAKAMOTO	Total Stint: 16 Laps - 27:35.553 (45.1%)		Best Lap: 1:35.922 On Lap 5 @ 170.91 kph				
D2: Andre HEIMGARTNER	Total Stint: 21 Laps - 33:35.354 (54.9%)		Best Lap: 1:35.225 On Lap 27 @ 172.16 kph				
STOP	IN TIME	DRIVER IN	STINT TIME	STOP TIME	TOTAL STOP TIME	OUT TIME	DRIVER OUT
1 -	15:58:58.271	Yuya SAKAMOTO	26:04.062	1:31.491	1:31.491	16:00:29.762	Andre HEIMGARTNER
-	Finish	Andre HEIMGARTNER	33:35.354				
P5	912 GT3S	Absolute Racing	Porsche 911 GT3 R				
D1: Yuan BO	Total Stint: 17 Laps - 29:10.927 (47.57%)		Best Lap: 1:35.997 On Lap 2 @ 170.78 kph				
D2: Jono LESTER	Total Stint: 20 Laps - 32:10.062 (52.43%)		Best Lap: 1:35.623 On Lap 24 @ 171.44 kph				
STOP	IN TIME	DRIVER IN	STINT TIME	STOP TIME	TOTAL STOP TIME	OUT TIME	DRIVER OUT
1 -	16:00:28.993	Yuan BO	27:34.784	1:36.143	1:36.143	16:02:05.136	Jono LESTER
-	Finish	Jono LESTER	32:10.062				
P6	666 GT3PA	Vincenzo Sospiri Racing	Lamborghini Huracan GT3 EVO				
D1: Alex AU	Total Stint: 17 Laps - 29:24.242 (47.89%)		Best Lap: 1:36.587 On Lap 6 @ 169.73 kph				
D2: Frederik SCHANDORFF	Total Stint: 20 Laps - 31:59.983 (52.11%)		Best Lap: 1:35.376 On Lap 20 @ 171.89 kph				
STOP	IN TIME	DRIVER IN	STINT TIME	STOP TIME	TOTAL STOP TIME	OUT TIME	DRIVER OUT
1 -	16:00:47.173	Alex AU	27:52.964	1:31.278	1:31.278	16:02:18.451	Frederik SCHANDORFF
-	Finish	Frederik SCHANDORFF	31:59.983				
P7	75 GT3PA	T2 Motorsports	Ferrari 488 GT3				
D1: David TJIPTOBIANTORO	Total Stint: 16 Laps - 27:51.530 (45.32%)		Best Lap: 1:36.882 On Lap 8 @ 169.22 kph				
D2: Rio HARYANTO	Total Stint: 23 Laps - 33:37.088 (54.68%)		Best Lap: 1:35.608 On Lap 30 @ 171.47 kph				
STOP	IN TIME	DRIVER IN	STINT TIME	STOP TIME	TOTAL STOP TIME	OUT TIME	DRIVER OUT
1 -	15:59:14.699	David TJIPTOBIANTORC	26:20.490	1:31.040	1:31.040	16:00:45.739	Rio HARYANTO
-	Finish	Rio HARYANTO	33:37.088				
P8	910 GT3PA	JRM	Porsche 911 GT3 R				
D1: Chao LI	Total Stint: 16 Laps - 28:12.295 (45.85%)		Best Lap: 1:37.750 On Lap 5 @ 167.71 kph				
D2: Chris VAN DER DRIFT	Total Stint: 21 Laps - 33:18.727 (54.15%)		Best Lap: 1:34.953 On Lap 27 @ 172.65 kph				
STOP	IN TIME	DRIVER IN	STINT TIME	STOP TIME	TOTAL STOP TIME	OUT TIME	DRIVER OUT
1 -	15:59:32.625	Chao LI	26:38.416	1:33.879	1:33.879	16:01:06.504	Chris VAN DER DRIFT
-	Finish	Chris VAN DER DRIFT	33:18.727				
P9	21 GT3PA	OpenRoad Racing	Porsche 911 GT3 R				
D1: Philippe DESCOMBES	Total Stint: 20 Laps - 33:59.814 (55.17%)		Best Lap: 1:36.007 On Lap 3 @ 170.76 kph				
D2: Francis TJJA	Total Stint: 17 Laps - 27:37.659 (44.83%)		Best Lap: 1:36.479 On Lap 30 @ 169.92 kph				
STOP	IN TIME	DRIVER IN	STINT TIME	STOP TIME	TOTAL STOP TIME	OUT TIME	DRIVER OUT

Weather / Track : Sunny / Dry

Chang International
Circuit Length = 4.554 km
Start: 15:32 Flag 16:33 End: 16:39

Blancpain GT World Challenge Asia

RACE 1 - PIT STOP ANALYSIS

1 - 16:05:21.722 Philippe DESCOMBES 32:27.513 1:32.301 1:32.301 16:06:54.023 Francis TJIA
 - Finish Francis TJIA 27:37.659

P10	8 GT3PA	ARN Racing	Porsche 911 GT3 R				
D1: Hiroaki NAGAI	Total Stint: 17 Laps - 29:47.646 (48.27%)		Best Lap: 1:37.934 On Lap 12 @ 167.40 kph				
D2: Yuta KAMIMURA	Total Stint: 20 Laps - 31:55.986 (51.73%)		Best Lap: 1:35.356 On Lap 36 @ 171.92 kph				
STOP	IN TIME	DRIVER IN	STINT TIME	STOP TIME	TOTAL STOP TIME	OUT TIME	DRIVER OUT

1 - 16:01:11.220 Hiroaki NAGAI 28:17.011 1:30.635 1:30.635 16:02:41.855 Yuta KAMIMURA
 - Finish Yuta KAMIMURA 31:55.986

P11	59 GT3PA	Singha Plan-B by Absolute Racing	Audi R8 LMS GT3 2019				
D1: Bhurit BHIROMBHAKDI	Total Stint: 16 Laps - 28:18.444 (45.85%)		Best Lap: 1:37.246 On Lap 12 @ 168.58 kph				
D2: Kantasak KUSIRI	Total Stint: 21 Laps - 33:26.293 (54.15%)		Best Lap: 1:34.993 On Lap 19 @ 172.58 kph				
STOP	IN TIME	DRIVER IN	STINT TIME	STOP TIME	TOTAL STOP TIME	OUT TIME	DRIVER OUT

1 - 15:59:39.444 Bhurit BHIROMBHAKDI 26:45.235 1:33.209 1:33.209 16:01:12.653 Kantasak KUSIRI
 - Finish Kantasak KUSIRI 33:26.293

P12	888 GT3PA	Triple Eight Race Engineering Australia	Mercedes-AMG GT3				
D1: HH Prince Abdul Rahman IBR	Total Stint: 15 Laps - 26:57.537 (43.64%)		Best Lap: 1:37.816 On Lap 11 @ 167.60 kph				
D2: Jazeman JAAFAR	Total Stint: 22 Laps - 34:48.985 (56.36%)		Best Lap: 1:34.349 On Lap 37 @ 173.76 kph				
STOP	IN TIME	DRIVER IN	STINT TIME	STOP TIME	TOTAL STOP TIME	OUT TIME	DRIVER OUT

1 - 15:58:17.924 HH Prince Abdul Rahman 25:23.715 1:33.822 1:33.822 15:59:51.746 Jazeman JAAFAR
 - Finish Jazeman JAAFAR 34:48.985

P13	99 GT3S	Craft-Bamboo Racing	Mercedes-AMG GT3				
D1: Darryl O'YOUNG	Total Stint: 21 Laps - 35:38.992 (57.62%)		Best Lap: 1:36.280 On Lap 5 @ 170.27 kph				
D2: Christina NIELSEN	Total Stint: 16 Laps - 25:43.430 (41.58%)		Best Lap: 1:35.641 On Lap 31 @ 171.41 kph				
STOP	IN TIME	DRIVER IN	STINT TIME	STOP TIME	TOTAL STOP TIME	OUT TIME	DRIVER OUT

1 - 16:06:58.441 Darryl O'YOUNG 34:04.232 1:34.760 1:34.760 16:08:33.201 Christina NIELSEN
 2 - 16:21:29.405 Christina NIELSEN 12:56.204 29.936 2:04.696 16:21:59.341 Christina NIELSEN
 - Finish Christina NIELSEN 12:47.226

P14	88 GT3PA	Craft-Bamboo Racing	Mercedes-AMG GT3				
D1: Jeffrey LEE	Total Stint: 15 Laps - 26:51.526 (43.27%)		Best Lap: 1:38.069 On Lap 5 @ 167.17 kph				
D2: Alessio PICARIELLO	Total Stint: 22 Laps - 35:13.151 (56.73%)		Best Lap: 1:35.492 On Lap 32 @ 171.68 kph				
STOP	IN TIME	DRIVER IN	STINT TIME	STOP TIME	TOTAL STOP TIME	OUT TIME	DRIVER OUT

1 - 15:58:12.231 Jeffrey LEE 25:18.022 1:33.504 1:33.504 15:59:45.735 Alessio PICARIELLO
 - Finish Alessio PICARIELLO 35:13.151

P15	17 GT3PA	Anstone Racing	Mercedes-AMG GT3				
D1: Xu WEI	Total Stint: 16 Laps - 28:41.545 (46.04%)		Best Lap: 1:38.863 On Lap 6 @ 165.82 kph				
D2: Naoki YOKOMIZO	Total Stint: 21 Laps - 33:37.454 (53.96%)		Best Lap: 1:35.271 On Lap 19 @ 172.08 kph				
STOP	IN TIME	DRIVER IN	STINT TIME	STOP TIME	TOTAL STOP TIME	OUT TIME	DRIVER OUT

1 - 15:59:54.624 Xu WEI 27:00.415 1:41.130 1:41.130 16:01:35.754 Naoki YOKOMIZO
 - Finish Naoki YOKOMIZO 33:37.454

P16	16 GT3PA	Modena Motorsports	Porsche 911 GT3 R				
D1: John SHEN	Total Stint: 15 Laps - 26:50.223 (43.01%)		Best Lap: 1:38.908 On Lap 14 @ 165.75 kph				
D2: Benny SIMONSEN	Total Stint: 22 Laps - 35:08.588 (56.32%)		Best Lap: 1:35.337 On Lap 34 @ 171.96 kph				
STOP	IN TIME	DRIVER IN	STINT TIME	STOP TIME	TOTAL STOP TIME	OUT TIME	DRIVER OUT

1 - 15:58:14.284 John SHEN 25:20.075 1:30.148 1:30.148 15:59:44.432 Benny SIMONSEN
 2 - 16:17:19.617 Benny SIMONSEN 17:35.185 25.054 1:55.202 16:17:44.671 Benny SIMONSEN
 - Finish Benny SIMONSEN 17:33.403

P17	128 GT3AM	Vattana Motorsport	Lamborghini Huracan GT3 EVO				
D1: Chonsawat ASAVAHAAME	Total Stint: 16 Laps - 28:25.863 (46.53%)		Best Lap: 1:38.569 On Lap 5 @ 166.32 kph				
D2: Akihiro ASAI	Total Stint: 20 Laps - 32:40.508 (53.47%)		Best Lap: 1:36.721 On Lap 24 @ 169.50 kph				
STOP	IN TIME	DRIVER IN	STINT TIME	STOP TIME	TOTAL STOP TIME	OUT TIME	DRIVER OUT

1 - 15:59:38.861 Chonsawat ASAVAHAAME 26:44.652 1:41.211 1:41.211 16:01:20.072 Akihiro ASAI
 - Finish Akihiro ASAI 32:40.508

Blancpain GT World Challenge Asia

RACE 1 - PIT STOP ANALYSIS

P18 918 GT3PA Panther/AAS Motorsport	Porsche 911 GT3 R
D1: Vutthikorn INTHRAPHUVASAK Total Stint: 15 Laps - 26:00.030 (42.5%)	Best Lap: 1:35.814 On Lap 8 @ 171.10 kph
D2: Alexandre IMPERATORI Total Stint: 21 Laps - 33:35.658 (54.92%)	Best Lap: 1:35.245 On Lap 33 @ 172.12 kph

STOP	IN TIME	DRIVER IN	STINT TIME	STOP TIME	TOTAL STOP TIME	OUT TIME	DRIVER OUT
1 -	15:34:48.719	Vutthikorn INTHRAPHUV.	1:54.510	59.388	59.388	15:35:48.107	Vutthikorn INTHRAPHUVASAK
2 -	15:50:12.425	Vutthikorn INTHRAPHUV.	14:24.318	35.288	1:34.676	15:50:47.713	Vutthikorn INTHRAPHUVASAK
3 -	15:58:46.366	Vutthikorn INTHRAPHUV.	7:58.653	1:42.549	3:17.225	16:00:28.915	Alexandre IMPERATORI
-	Finish	Alexandre IMPERATOR	33:35.658				

P19 51 GT3AM AMAC Motorsport	Lamborghini Huracan GT3 EVO
D1: Andrew MACPHERSON Total Stint: 15 Laps - 27:11.050 (44.33%)	Best Lap: 1:40.407 On Lap 11 @ 163.27 kph
D2: William Ben PORTER Total Stint: 21 Laps - 34:07.991 (55.67%)	Best Lap: 1:36.158 On Lap 31 @ 170.49 kph

STOP	IN TIME	DRIVER IN	STINT TIME	STOP TIME	TOTAL STOP TIME	OUT TIME	DRIVER OUT
1 -	15:58:27.585	Andrew MACPHERSON	25:33.376	1:37.674	1:37.674	16:00:05.259	William Ben PORTER
-	Finish	William Ben PORTER	34:07.991				

P20 61 GT3PA ABSSA Motorsport	McLaren 720S GT3
D1: Piti BHIROMBHAKDI Total Stint: 16 Laps - 28:36.886 (46.65%)	Best Lap: 1:37.477 On Lap 5 @ 168.18 kph
D2: Keita SAWA Total Stint: 20 Laps - 32:43.780 (53.35%)	Best Lap: 1:35.942 On Lap 29 @ 170.87 kph

STOP	IN TIME	DRIVER IN	STINT TIME	STOP TIME	TOTAL STOP TIME	OUT TIME	DRIVER OUT
1 -	15:59:57.909	Piti BHIROMBHAKDI	27:03.700	1:33.186	1:33.186	16:01:31.095	Keita SAWA
-	Finish	Keita SAWA	32:43.780				

P21 26 GT3AM B-Quik Racing	Audi R8 LMS GT3 2019
D1: Daniel BILSKI Total Stint: 19 Laps - 32:55.920 (53.65%)	Best Lap: 1:37.786 On Lap 5 @ 167.65 kph
D2: Henk KIKS Total Stint: 17 Laps - 28:27.124 (46.35%)	Best Lap: 1:39.388 On Lap 32 @ 164.95 kph

STOP	IN TIME	DRIVER IN	STINT TIME	STOP TIME	TOTAL STOP TIME	OUT TIME	DRIVER OUT
1 -	16:04:19.537	Daniel BILSKI	31:25.328	1:30.592	1:30.592	16:05:50.129	Henk KIKS
-	Finish	Henk KIKS	28:27.124				

P22 55 GT3PA Craft-Bamboo Racing	Mercedes-AMG GT3
D1: Daniel AU Total Stint: 15 Laps - 27:13.615 (41.24%)	Best Lap: 1:40.604 On Lap 12 @ 162.95 kph
D2: Melvin MOH Total Stint: 20 Laps - 38:18.469 (58.03%)	Best Lap: 1:35.136 On Lap 34 @ 172.32 kph

STOP	IN TIME	DRIVER IN	STINT TIME	STOP TIME	TOTAL STOP TIME	OUT TIME	DRIVER OUT
1 -	15:58:38.267	Daniel AU	25:44.058	1:29.557	1:29.557	16:00:07.824	Melvin MOH
2 -	16:16:09.811	Melvin MOH	16:01.987	28.881	1:58.438	16:16:38.692	Melvin MOH
3 -	16:38:55.174	Melvin MOH					

P23 13 GT3PA Audi Sport Asia Team Absolute Racing	Audi R8 LMS GT3 2019
D1: Jingzu SUN Total Stint: 15 Laps - 26:50.954 (46.67%)	Best Lap: 1:38.839 On Lap 12 @ 165.86 kph
D2: Congfu CHENG Total Stint: 19 Laps - 30:15.359 (52.59%)	Best Lap: 1:35.171 On Lap 20 @ 172.26 kph

STOP	IN TIME	DRIVER IN	STINT TIME	STOP TIME	TOTAL STOP TIME	OUT TIME	DRIVER OUT
1 -	15:58:13.155	Jingzu SUN	25:18.946	1:32.008	1:32.008	15:59:45.163	Congfu CHENG
2 -	16:12:31.392	Congfu CHENG	12:46.229	25.292	1:57.300	16:12:56.684	Congfu CHENG
-	Finish	Congfu CHENG	17:29.130				

P24 77 GT4AM Craft-Bamboo Racing	Mercedes-AMG GT4
D1: Frank YU Total Stint: 16 Laps - 30:26.594 (48.78%)	Best Lap: 1:46.085 On Lap 8 @ 154.54 kph
D2: Jean-Marc MERLIN Total Stint: 18 Laps - 31:57.942 (51.22%)	Best Lap: 1:45.838 On Lap 32 @ 154.90 kph

STOP	IN TIME	DRIVER IN	STINT TIME	STOP TIME	TOTAL STOP TIME	OUT TIME	DRIVER OUT
1 -	16:01:40.571	Frank YU	28:46.362	1:40.232	1:40.232	16:03:20.803	Jean-Marc MERLIN
-	Finish	Jean-Marc MERLIN	31:57.942				

P25 81 GT4AM BMW Team Studie	BMW M4 GT4
D1: Takayuki KINOSHITA Total Stint: 17 Laps - 32:16.840 (51.69%)	Best Lap: 1:45.732 On Lap 5 @ 155.05 kph
D2: Sunako JUKUCHOU Total Stint: 17 Laps - 30:10.328 (48.31%)	Best Lap: 1:45.690 On Lap 33 @ 155.11 kph

STOP	IN TIME	DRIVER IN	STINT TIME	STOP TIME	TOTAL STOP TIME	OUT TIME	DRIVER OUT
1 -	16:03:23.993	Takayuki KINOSHITA	30:29.784	1:47.056	1:47.056	16:05:11.049	Sunako JUKUCHOU
-	Finish	Sunako JUKUCHOU	30:10.328				

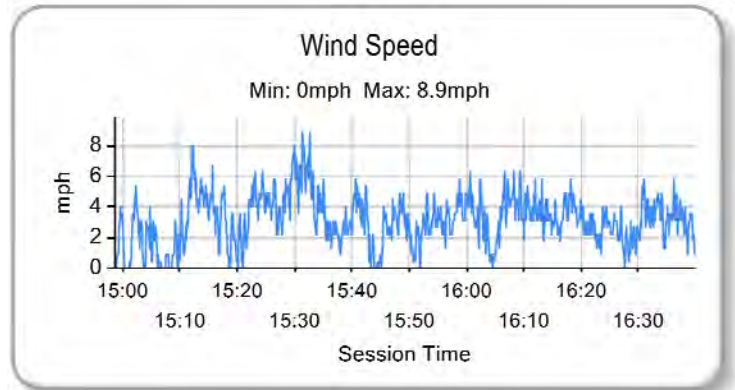
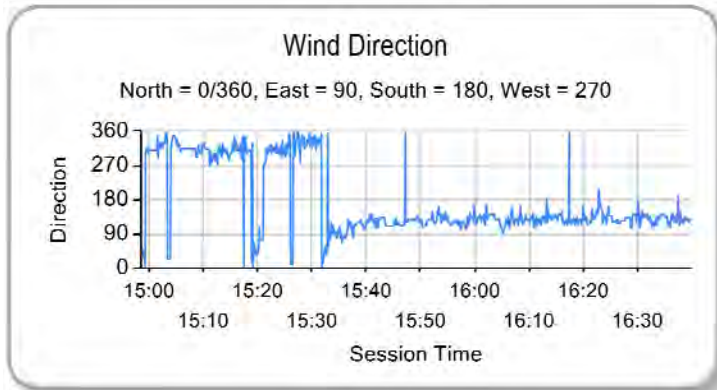
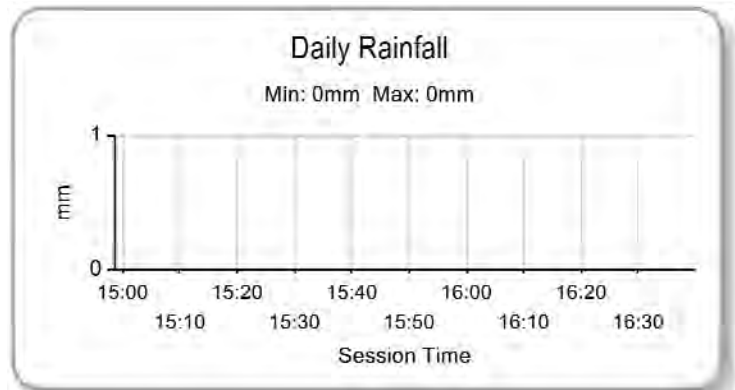
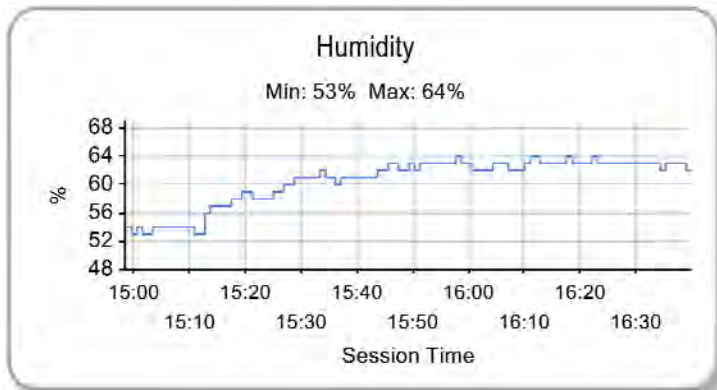
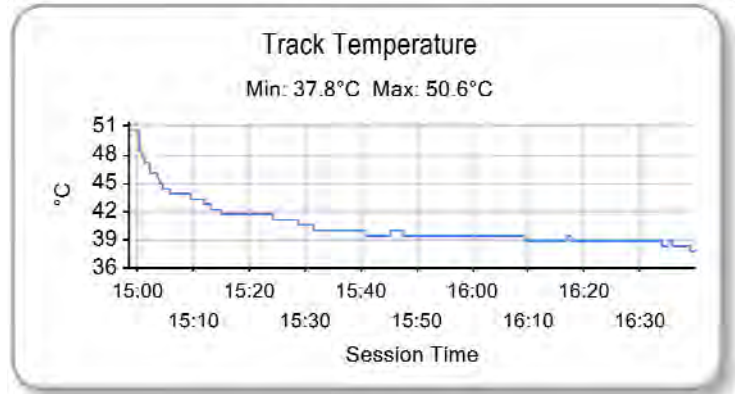
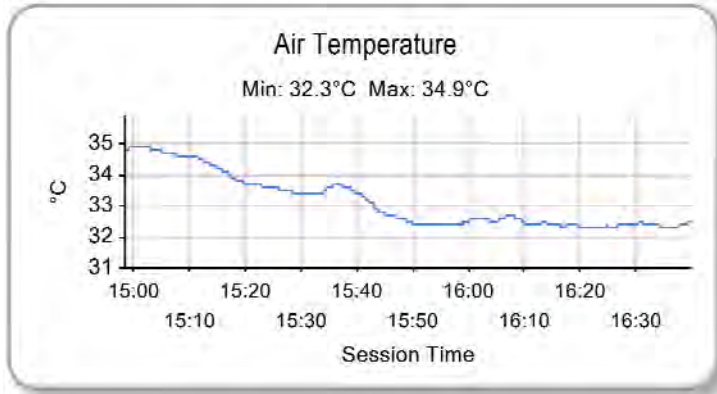
Blancpain GT World Challenge Asia

RACE 1 - PIT STOP ANALYSIS

STOP	IN TIME	DRIVER IN	STINT TIME	STOP TIME	TOTAL STOP TIME	OUT TIME	DRIVER OUT
P26 11 GT4AM GTO Racing with TTR Mercedes-AMG GT4 D1: Brian LEE Total Stint: 19 Laps - 35:40.424 (58.45%) Best Lap: 1:46.180 On Lap 3 @ 154.40 kph D2: Tony FONG Total Stint: 14 Laps - 25:21.327 (41.55%) Best Lap: 1:48.177 On Lap 29 @ 151.55 kph							
1 -	16:07:04.259	Brian LEE	34:10.050	1:30.374	1:30.374	16:08:34.633	Tony FONG
-	Finish	Tony FONG	25:21.327				
P27 111 GT4AM Team iRace.Win Mercedes-AMG GT4 D1: Setiawan SANTOSO Total Stint: 15 Laps - 28:59.008 (47.12%) Best Lap: 1:46.328 On Lap 5 @ 154.18 kph D2: Ringo CHONG Total Stint: 18 Laps - 32:06.538 (52.2%) Best Lap: 1:46.100 On Lap 27 @ 154.51 kph							
1 -	16:00:04.900	Setiawan SANTOSO	27:10.691	1:48.317	1:48.317	16:01:53.217	Ringo CHONG
2 -	16:10:51.500	Ringo CHONG	8:58.283	25.073	2:13.390	16:11:16.573	Ringo CHONG
-	Finish	Ringo CHONG	23:08.255				
P28 199 GT4AM Team iRace.Win Mercedes-AMG GT4 D1: Angelo NEGRO Total Stint: 17 Laps - 32:38.094 (52.24%) Best Lap: 1:46.218 On Lap 7 @ 154.34 kph D2: Alan YEO Total Stint: 16 Laps - 29:50.101 (47.76%) Best Lap: 1:50.112 On Lap 24 @ 148.88 kph							
1 -	16:03:46.741	Angelo NEGRO	30:52.532	1:45.562	1:45.562	16:05:32.303	Alan YEO
-	Finish	Alan YEO	29:50.101				
P29 999 GT3S Audi Sport Asia Team TSRT Audi R8 LMS GT3 2019 D1: Weian CHEN Total Stint: 17 Laps - 29:10.360 (54.72%) Best Lap: 1:35.729 On Lap 5 @ 171.25 kph D2: Andre COUTO Total Stint: 15 Laps - 24:08.186 (45.28%) Best Lap: 1:35.711 On Lap 28 @ 171.29 kph							
1 -	16:00:32.052	Weian CHEN	27:37.843	1:32.517	1:32.517	16:02:04.569	Andre COUTO
-	Finish	Andre COUTO	24:08.186				
P30 80 GT4AM Racing Spirit Team Porsche Cayman GT4 Clubsport MR D1: Munkong SATHIENTHIRAKUL Total Stint: 16 Laps - 31:09.555 (50.85%) Best Lap: 1:47.429 On Lap 7 @ 152.60 kph D2: Preeda TANTEM SAPYA Total Stint: 16 Laps - 30:07.389 (49.15%) Best Lap: 1:51.240 On Lap 22 @ 147.37 kph							
1 -	16:02:16.537	Munkong SATHIENTHIRAKUL	29:22.328	1:47.227	1:47.227	16:04:03.764	Preeda TANTEM SAPYA
-	Finish	Preeda TANTEM SAPYA	30:07.389				

Blancpain GT World Challenge Asia

RACE 1 - WEATHER CONDITIONS



Blancpain GT World Challenge Asia

RACE 1 - STATISTICS

Competitors Started	30
Planned Start	2019-05-11 @ 15:30:00.000
Actual Start	2019-05-11 @ 15:32:54.208
Finish Time	2019-05-11 @ 16:33:50.674
Track Length	4.554km
Total Laps	1072
Total Distance Covered	4881.888km

Session Fastest Lap History

NO	CL	NAME	LAP TIME	TIME OF DAY	LAP	VEHICLE
911	GT3S	Absolute Racing <i>T. SATHIENTHIRAKUL</i>	1:42.595	15:34:36.829	1	Porsche 911 GT3 R
911	GT3S	Absolute Racing <i>T. SATHIENTHIRAKUL</i>	1:36.603	15:36:13.432	2	Porsche 911 GT3 R
99	GT3S	Craft-Bamboo Racing <i>C. NIELSEN</i>	1:36.568	15:36:13.937	2	Mercedes-AMG GT3
912	GT3S	Absolute Racing <i>Y. BO</i>	1:35.997	15:36:15.072	2	Porsche 911 GT3 R
97	GT3S	Solite Indigo Racing <i>R. BRUINS</i>	1:35.955	15:39:28.262	4	Mercedes-AMG GT3
27	GT3S	HubAuto Corsa <i>Y. SAKAMOTO</i>	1:35.922	15:41:06.392	5	Ferrari 488 GT3
999	GT3S	Audi Sport Asia Team TSRT <i>W. CHEN</i>	1:35.729	15:41:07.509	5	Audi R8 LMS GT3 2019
888	GT3PA	Triple Eight Race Engineering Australia <i>H. IBRAHIM</i>	1:34.944	16:02:58.707	17	Mercedes-AMG GT3
888	GT3PA	Triple Eight Race Engineering Australia <i>H. IBRAHIM</i>	1:34.759	16:06:09.236	19	Mercedes-AMG GT3
888	GT3PA	Triple Eight Race Engineering Australia <i>H. IBRAHIM</i>	1:34.554	16:09:19.227	21	Mercedes-AMG GT3
888	GT3PA	Triple Eight Race Engineering Australia <i>H. IBRAHIM</i>	1:34.506	16:18:50.192	27	Mercedes-AMG GT3
888	GT3PA	Triple Eight Race Engineering Australia <i>H. IBRAHIM</i>	1:34.471	16:20:24.663	28	Mercedes-AMG GT3
888	GT3PA	Triple Eight Race Engineering Australia <i>H. IBRAHIM</i>	1:34.349	16:34:40.754	37	Mercedes-AMG GT3

Session Leader History

NO	CL	NAME	FROM LAP	LAPS LED	DISTANCE	VEHICLE
911	GT3S	Absolute Racing <i>T. SATHIENTHIRAKUL</i>	1	18	81.81 km	Porsche 911 GT3 R
97	GT3S	Solite Indigo Racing <i>R. BRUINS</i>	19	2	9.10 km	Mercedes-AMG GT3
99	GT3S	Craft-Bamboo Racing <i>C. NIELSEN</i>	21	1	4.55 km	Mercedes-AMG GT3
97	GT3S	Solite Indigo Racing <i>M. METZGER</i>	22	16	72.86 km	Mercedes-AMG GT3

Weather / Track : Sunny / Dry

These results are provisional until the conclusion of any judicial and technical matters.

Chang International
Circuit Length = 4.554 km
Start: 15:32 Flag 16:33 End: 16:39

Race Director : Ravin	Stewards :	Timekeeper :
-----------------------	------------	--------------

Blancpain GT World Challenge Asia

RACE 1 - STATISTICS

Flag History

TYPE	TIME OF DAY
GREEN	15:32:54.208
FINISH	16:33:50.674

Flag Statistics

TYPE	COUNT	TOTAL LAPS	TOTAL TIME
Green	1	37	1:06:57.240
Red	0	0	0.000
Safety Car	0	0	0.000
FCY	0	0	0.000

Weather / Track : Sunny / Dry

These results are provisional until the conclusion of any judicial and technical matters.

Chang International

Circuit Length = 4.554 km

Start: 15:32 Flag 16:33 End: 16:39

Race Director : Ravin

Stewards :

Timekeeper :

Blancpain GT World Challenge Asia

RACE 1 - STATISTICS

CLASS : GT3S

7 Starters

Fastest Lap History

NO	NAME	LAP TIME	TIME OF DAY	LAP	VEHICLE
911	Absolute Racing <i>T. SATHIENTHIRAKUL</i>	1:42.595	15:34:36.829	1	Porsche 911 GT3 R
911	Absolute Racing <i>T. SATHIENTHIRAKUL</i>	1:36.603	15:36:13.432	2	Porsche 911 GT3 R
99	Craft-Bamboo Racing <i>C. NIELSEN</i>	1:36.568	15:36:13.937	2	Mercedes-AMG GT3
912	Absolute Racing <i>Y. BO</i>	1:35.997	15:36:15.072	2	Porsche 911 GT3 R
97	Solite Indigo Racing <i>R. BRUINS</i>	1:35.955	15:39:28.262	4	Mercedes-AMG GT3
27	HubAuto Corsa <i>Y. SAKAMOTO</i>	1:35.922	15:41:06.392	5	Ferrari 488 GT3
999	Audi Sport Asia Team TSRT <i>W. CHEN</i>	1:35.729	15:41:07.509	5	Audi R8 LMS GT3 2019
911	Absolute Racing <i>P. HAMPRECHT</i>	1:35.640	16:08:25.387	21	Porsche 911 GT3 R
911	Absolute Racing <i>P. HAMPRECHT</i>	1:35.489	16:10:00.877	22	Porsche 911 GT3 R
12	Audi Sport Asia Team Absolute Racing <i>M. RUMP</i>	1:35.421	16:10:02.394	22	Audi R8 LMS GT3 2019
12	Audi Sport Asia Team Absolute Racing <i>M. RUMP</i>	1:35.370	16:11:37.764	23	Audi R8 LMS GT3 2019
97	Solite Indigo Racing <i>M. METZGER</i>	1:35.361	16:16:14.498	26	Mercedes-AMG GT3
27	HubAuto Corsa <i>A. HEIMGARTNER</i>	1:35.225	16:18:04.114	27	Ferrari 488 GT3

Leader History

NO	NAME	FROM LAP	LAPS LED	DISTANCE	VEHICLE
911	Absolute Racing <i>T. SATHIENTHIRAKUL</i>	1	18	81.81 km	Porsche 911 GT3 R
97	Solite Indigo Racing <i>R. BRUINS</i>	19	2	9.10 km	Mercedes-AMG GT3
99	Craft-Bamboo Racing <i>C. NIELSEN</i>	21	1	4.55 km	Mercedes-AMG GT3
97	Solite Indigo Racing <i>M. METZGER</i>	22	16	72.86 km	Mercedes-AMG GT3

Weather / Track : Sunny / Dry

These results are provisional until the conclusion of any judicial and technical matters.

Chang International

Circuit Length = 4.554 km

Start: 15:32 Flag 16:33 End: 16:39

Race Director : Ravin	Stewards :	Timekeeper :
-----------------------	------------	--------------

Blancpain GT World Challenge Asia

RACE 1 - STATISTICS

CLASS : GT3PA

14 Starters

Fastest Lap History

NO	NAME	LAP TIME	TIME OF DAY	LAP	VEHICLE
21	OpenRoad Racing <i>F. TJIA</i>	1:45.417	15:34:39.652	1	Porsche 911 GT3 R
21	OpenRoad Racing <i>F. TJIA</i>	1:36.089	15:36:15.741	2	Porsche 911 GT3 R
21	OpenRoad Racing <i>F. TJIA</i>	1:36.007	15:37:51.748	3	Porsche 911 GT3 R
918	Panther/AAS Motorsport <i>V. INTHRAPHUVASAK</i>	1:35.999	15:45:22.656	7	Porsche 911 GT3 R
918	Panther/AAS Motorsport <i>V. INTHRAPHUVASAK</i>	1:35.814	15:46:58.470	8	Porsche 911 GT3 R
888	Triple Eight Race Engineering Australia <i>H. IBRAHIM</i>	1:34.944	16:02:58.707	17	Mercedes-AMG GT3
888	Triple Eight Race Engineering Australia <i>H. IBRAHIM</i>	1:34.759	16:06:09.236	19	Mercedes-AMG GT3
888	Triple Eight Race Engineering Australia <i>H. IBRAHIM</i>	1:34.554	16:09:19.227	21	Mercedes-AMG GT3
888	Triple Eight Race Engineering Australia <i>H. IBRAHIM</i>	1:34.506	16:18:50.192	27	Mercedes-AMG GT3
888	Triple Eight Race Engineering Australia <i>H. IBRAHIM</i>	1:34.471	16:20:24.663	28	Mercedes-AMG GT3
888	Triple Eight Race Engineering Australia <i>H. IBRAHIM</i>	1:34.349	16:34:40.754	37	Mercedes-AMG GT3

Leader History

NO	NAME	FROM LAP	LAPS LED	DISTANCE	VEHICLE
21	OpenRoad Racing <i>F. TJIA</i>	1	26	118.24 km	Porsche 911 GT3 R
666	Vincenzo Sospiri Racing <i>F. SCHANDORFF</i>	27	11	50.09 km	Lamborghini Huracan GT3 EVO

Weather / Track : Sunny / Dry

These results are provisional until the conclusion of any judicial and technical matters.

Chang International

Circuit Length = 4.554 km

Start: 15:32 Flag 16:33 End: 16:39

Race Director : Ravin	Stewards :	Timekeeper :
-----------------------	------------	--------------

Blancpain GT World Challenge Asia

RACE 1 - STATISTICS

CLASS : GT3AM

3 Starters

Fastest Lap History

NO	NAME	LAP TIME	TIME OF DAY	LAP	VEHICLE
26	B-Quik Racing <i>H. KIKS</i>	1:51.160	15:34:45.393	1	Audi R8 LMS GT3 2019
26	B-Quik Racing <i>H. KIKS</i>	1:40.571	15:36:25.964	2	Audi R8 LMS GT3 2019
26	B-Quik Racing <i>H. KIKS</i>	1:38.576	15:38:04.539	3	Audi R8 LMS GT3 2019
26	B-Quik Racing <i>H. KIKS</i>	1:38.196	15:39:42.735	4	Audi R8 LMS GT3 2019
26	B-Quik Racing <i>H. KIKS</i>	1:37.786	15:41:20.521	5	Audi R8 LMS GT3 2019
51	AMAC Motorsport <i>W. PORTER</i>	1:36.892	16:04:55.061	18	Lamborghini Huracan GT3 EVO
51	AMAC Motorsport <i>W. PORTER</i>	1:36.718	16:09:46.891	21	Lamborghini Huracan GT3 EVO
51	AMAC Motorsport <i>W. PORTER</i>	1:36.158	16:26:04.239	31	Lamborghini Huracan GT3 EVO

Leader History

NO	NAME	FROM LAP	LAPS LED	DISTANCE	VEHICLE
26	B-Quik Racing <i>H. KIKS</i>	1	29	131.91 km	Audi R8 LMS GT3 2019
128	Vattana Motorsport <i>A. ASAI</i>	30	7	31.87 km	Lamborghini Huracan GT3 EVO

Weather / Track : Sunny / Dry

These results are provisional until the conclusion of any judicial and technical matters.

Chang International

Circuit Length = 4.554 km

Start: 15:32 Flag 16:33 End: 16:39

Race Director : Ravin	Stewards :	Timekeeper :
-----------------------	------------	--------------

Blancpain GT World Challenge Asia

RACE 1 - STATISTICS

CLASS : GT4AM

6 Starters

Fastest Lap History

NO	NAME	LAP TIME	TIME OF DAY	LAP	VEHICLE
81	BMW Team Studie <i>T. KINOSHITA</i>	1:58.282	15:34:52.511	1	BMW M4 GT4
81	BMW Team Studie <i>T. KINOSHITA</i>	1:46.443	15:36:38.954	2	BMW M4 GT4
81	BMW Team Studie <i>T. KINOSHITA</i>	1:46.388	15:38:25.342	3	BMW M4 GT4
11	GTO Racing with TTR <i>B. LEE</i>	1:46.180	15:38:27.293	3	Mercedes-AMG GT4
81	BMW Team Studie <i>T. KINOSHITA</i>	1:45.732	15:41:57.843	5	BMW M4 GT4
81	BMW Team Studie <i>S. JUKUCHOU</i>	1:45.690	16:33:34.289	33	BMW M4 GT4

Leader History

NO	NAME	FROM LAP	LAPS LED	DISTANCE	VEHICLE
81	BMW Team Studie <i>T. KINOSHITA</i>	1	17	77.26 km	BMW M4 GT4
11	GTO Racing with TTR <i>B. LEE</i>	18	6	27.32 km	Mercedes-AMG GT4
77	Craft-Bamboo Racing <i>J. MERLIN</i>	24	11	50.09 km	Mercedes-AMG GT4

Weather / Track : Sunny / Dry

These results are provisional until the conclusion of any judicial and technical matters.

Chang International

Circuit Length = 4.554 km

Start: 15:32 Flag 16:33 End: 16:39


Race Director : Ravin

Stewards :

Timekeeper :

Blancpain GT World Challenge Asia

RACE 2 - GRID (60 minutes) - FINAL

ROW 15	29	199 Alan YEO 1:47.468 Team iRace.Win	30	80 Preeda TANTEM SAPYA 1:47.732 Racing Spirit Team
ROW 14	27	77 Jean-Marc MERLIN 1:44.954 Craft-Bamboo Racing	28	11 Tony FONG 1:46.250 GTO Racing with TTR
ROW 13	25	111 Ringo CHONG 1:44.718 Team iRace.Win	26	81 Sunako JUKUCHOU 1:44.759 BMW Team Studie
ROW 12	23	21 Francis TJIA 1:35.549 OpenRoad Racing	24	26 Henk KIKS 1:37.898 B-Quik Racing
ROW 11	21	51 William Ben PORTER 1:35.337 AMAC Motorsport	22	128 Akihiro ASAI 1:35.483 Vattana Motorsport
ROW 10	19	99 Christina NIELSEN 1:34.948 Craft-Bamboo Racing	20	61 Keita SAWA 1:35.170 ABSSA Motorsport
ROW 9	17	27 Andre HEIMGARTNER 1:34.647 HubAuto Corsa	18	999 Andre COUTO 1:34.920 Audi Sport Asia Team TSRT
ROW 8	15	75 Rio HARYANTO 1:34.584 T2 Motorsports	16	8 Yuta KAMIMURA 1:34.607 ARN Racing
ROW 7	13	17 Naoki YOKOMIZO 1:34.363 Anstone Racing	14	912 Jono LESTER 1:34.571 Absolute Racing
ROW 6	11	55 Melvin MOH 1:34.185 Craft-Bamboo Racing	12	666 Frederik SCHANDORFF 1:34.361 Vincenzo Sospiri Racing
ROW 5	9	97 Manuel METZGER 1:33.900 Solite Indigo Racing	10	16 Benny SIMONSEN 1:34.102 Modena Motorsports
ROW 4	7	910 Chris VAN DER DRIFT 1:33.802 JRM	8	911 Philip HAMPRECHT 1:33.880 Absolute Racing
ROW 3	5	13 Congfu CHENG 1:33.756 Audi Sport Asia Team Absolute Racing	6	12 Martin RUMP 1:33.772 Audi Sport Asia Team Absolute Racing
ROW 2	3	918 Alexandre IMPERATORI 1:33.492 Panther/AAS Motorsport	4	59 Kantasak KUSIRI 1:33.675 Singha Plan-B by Absolute Racing
ROW 1	1	88 Alessio PICARIELLO 1:32.731 Craft-Bamboo Racing	2	888 Jazeman JAAFAR 1:33.468 Triple Eight Race Engineering Australia
Pole				
				

Chang International
 Circuit Length = 4.554 km

Race Director : Ravin	Stewards :	Timekeeper :
-----------------------	------------	--------------

Results can be found at www.tsl-timing.com

Printed - 20:31 Saturday, 11 May 2019

Blancpain GT World Challenge Asia

RACE 2 - CLASSIFICATION - PROVISIONAL

POS	NO	CL	PIC	TEAM / DRIVERS	CAR	LAPS	TIME	GAP	DIFF	KPH	BEST	ON
1	918	GT3PA	1	Panther/AAS Motorsport (CHN) Vutthikorn INTRAPHUVASAK (THA) / Alexandre IMPERATORI (CHE)	Porsche 911 GT3 R	36	1:01:25.770			159.97	1:34.759	16
2	912	GT3S	1	Absolute Racing (CHN) Yuan BO (CHN) / Jono LESTER (NZL)	Porsche 911 GT3 R	36	1:01:26.679	0.909	0.909	159.93	1:35.215	27
3	27	GT3S	2	HubAuto Corsa (TPE) Yuya SAKAMOTO (JPN) / Andre HEIMGARTNER (NZL)	Ferrari 488 GT3	36	1:01:31.760	5.990	5.081	159.71	1:35.257	20
4	999	GT3S	3	Audi Sport Asia Team TSRT (CHN) Weiran CHEN (CHN) / Andre COUTO (MAC)	Audi R8 LMS GT3 2019	36	1:01:32.462	6.692	0.702	159.68	1:35.692	36
5	666	GT3PA	2	Vincenzo Sospiri Racing (ITA) Alex AU (HKG) / Frederik SCHANDORFF (DNK)	Lamborghini Huracan GT3 EVO	36	1:01:35.598	9.828	3.136	159.55	1:35.691	14
6	97	GT3S	4	Solite Indigo Racing (KOR) Roelof BRUINS (KOR) / Manuel METZGER (DEU)	Mercedes-AMG GT3	36	1:01:36.067	10.297	0.469	159.53	1:35.716	17
7	59	GT3PA	3	Singha Plan-B by Absolute Racing (THA) Bhurit BHIROMBHAKDI (THA) / Kantasak KUSIRI (THA)	Audi R8 LMS GT3 2019	36	1:01:37.217	11.447	1.150	159.48	1:35.261	7
8	21	GT3PA	4	OpenRoad Racing (HKG) Phillippe DESCOMBES (HKG) / Francis TJIA (HKG)	Porsche 911 GT3 R	36	1:01:38.979	13.209	1.762	159.40	1:35.558	19
9	99	GT3S	5	Craft-Bamboo Racing (HKG) Darryl O'YOUNG (HKG) / Christina NIELSEN (DNK)	Mercedes-AMG GT3	36	1:01:43.598	17.828	4.619	159.20	1:35.559	24
10	61	GT3PA	5	ABSSA Motorsport (JPN) Pili BHIROMBHAKDI (THA) / Keita SAWA (JPN)	McLaren 720S GT3	36	1:01:47.201	21.431	3.603	159.05	1:36.281	4
11	26	GT3AM	1	B-Quik Racing (THA) Daniel BILSKI (AUS) / Henk KIKS (NLD)	Audi R8 LMS GT3 2019	36	1:01:51.193	25.423	3.992	158.88	1:37.390	23
12	911	GT3S	6	Absolute Racing (CHN) Tanart SATHIENTHIRAKUL (THA) / Philip HAMPRECHT (DEU)	Porsche 911 GT3 R	36	1:01:51.580	25.810	0.387	158.86	1:35.394	10
13	128	GT3AM	2	Vattana Motorsport (THA) Chonsawat ASAVAHAME (THA) / Akihiro ASAI (JPN)	Lamborghini Huracan GT3 EVO	36	1:01:53.387	27.617	1.807	158.78	1:36.500	16
14	16	GT3PA	6	Modena Motorsports (HKG) John SHEN (HKG) / Benny SIMONSEN (DNK)	Porsche 911 GT3 R	36	1:01:53.565	27.795	0.178	158.77	1:35.299	14
15	51	GT3AM	3	AMAC Motorsport (AUS) Andrew MACPHERSON (AUS) / William Ben PORTER (AUS)	Lamborghini Huracan GT3 EVO	36	1:02:04.934	39.164	11.369	158.29	1:36.335	16
16	88	GT3PA	7	Craft-Bamboo Racing (HKG) Jeffrey LEE (TPE) / Alessio PICARIELLO (BEL)	Mercedes-AMG GT3	35	1:01:42.864	1 Lap	1 Lap	154.81	1:34.615	17
17	75	GT3PA	8	T2 Motorsports (SGP) David TJIPTOBIANTORO (IDN) / Rio HARYANTO (IDN)	Ferrari 488 GT3	35	1:02:03.267	1 Lap	20.403	153.96	1:35.535	10
18	55	GT3PA	9	Craft-Bamboo Racing (HKG) Daniel AU (SGP) / Melvin MOH (MYS)	Mercedes-AMG GT3	35	1:02:13.111	1 Lap	9.844	153.55	1:35.583	15
19	888	GT3PA	10	Triple Eight Race Engineering Australia (AUS) HH Prince Abdul Rahman IBRAHIM (MYS) / Jazeman JAAFAR (MYS)	Mercedes-AMG GT3	34	1:01:47.067	2 Laps	1 Lap	150.21	1:34.521	13
20	8	GT3PA	11	ARN Racing (JPN) Hiroaki NAGAI (JPN) / Yuta KAMIMURA (JPN)	Porsche 911 GT3 R	33	57:22.494	3 Laps	1 Lap	156.99	1:35.542	10
21	81	GT4AM	1	BMW Team Studie (JPN) Takayuki KINOSHITA (JPN) / Sunako JUKUCHOU (JPN)	BMW M4 GT4	33	1:02:17.246	3 Laps	4:54.752	144.61	1:45.469	14
22	11	GT4AM	2	GTO Racing with TTR (JPN) Brian LEE (TPE) / Tony FONG (HKG)	Mercedes-AMG GT4	33	1:02:17.636	3 Laps	0.390	144.59	1:46.187	32
23	77	GT4AM	3	Craft-Bamboo Racing (HKG) Frank YU (HKG) / Jean-Marc MERLIN (FRA)	Mercedes-AMG GT4	33	1:02:20.747	3 Laps	3.111	144.47	1:45.829	13
24	111	GT4AM	4	Team iRace.Win (TPE) Setiawan SANTOSO (IDN) / Ringo CHONG (SGP)	Mercedes-AMG GT4	33	1:02:20.895	3 Laps	0.148	144.47	1:45.597	6
25	80	GT4AM	5	Racing Spirit Team (THA) Munkong SATHIENTHIRAKUL (THA) / Preeda TANTEM SAPYA (THA)	Porsche Cayman GT4 Clubspor	33	1:02:25.595	3 Laps	4.700	144.29	1:47.170	18
26	13	GT3PA	12	Audi Sport Asia Team Absolute Racing (CHN) Jingzu SUN (CHN) / Congfu CHENG (CHN)	Audi R8 LMS GT3 2019	32	55:06.480	4 Laps	1 Lap	158.49	1:35.305	17
27	199	GT4AM	6	Team iRace.Win (TPE) Angelo NEGRO (ITA) / Alan YEO (AUS)	Mercedes-AMG GT4	32	1:02:21.252	4 Laps	7:14.772	140.07	1:46.620	16
28	910	GT3PA	13	JRM (CHN) Chao LI (CHN) / Chris VAN DER DRIFT (NZL)	Porsche 911 GT3 R	27	44:53.256	9 Laps	5 Laps	164.14	1:34.962	13

NOT CLASSIFIED

NC	17	GT3PA		Anstone Racing (CHN) Xu WEI (CHN) / Naoki YOKOMIZO (JPN)	Mercedes-AMG GT3	17	27:32.455	19 Laps	10 Laps	168.32	1:35.293	15
NC	12	GT3S		Audi Sport Asia Team Absolute Racing (CHN) Weiron TAN (MYS) / Martin RUMP (EST)	Audi R8 LMS GT3 2019	1	2:09.730	35 Laps	16 Laps	122.04		

FASTEST LAP

888	GT3PA	Triple Eight Race Engineering Australia (AUS) HH Prince Abdul Rahman IBRAHIM (MYS) / Jazeman JAAFAR (MYS)	Mercedes-AMG GT3	13	1:34.521	107.77 mph	173.44 kph
912	GT3S	Absolute Racing (CHN) Yuan BO (CHN) / Jono LESTER (NZL)	Porsche 911 GT3 R	27	1:35.215	106.98 mph	172.18 kph

Chang International
Circuit Length = 4.554 km
Start: 11:47 Flag 12:49 End: 12:55

Weather / Track : Bright / Dry

These results are provisional until the conclusion of any judicial and technical matters.

Race Director : Ravin	Stewards :	Timekeeper :
-----------------------	------------	--------------

Blancpain GT World Challenge Asia

RACE 2 - CLASSIFICATION - PROVISIONAL

51	GT3AM	AMAC Motorsport (AUS) Andrew MACPHERSON (AUS) / William Ben PORTER (AUS)	Lamborghini Huracan GT3 EVO	16	1:36.335	105.74 mph	170.18 kph
81	GT4AM	BMW Team Studie (JPN) Takayuki KINOSHITA (JPN) / Sunako JUKUCHOU (JPN)	BMW M4 GT4	14	1:45.469	96.58 mph	155.44 kph

Weather / Track : Bright / Dry

These results are provisional until the conclusion of any judicial and technical matters.

Chang International

Circuit Length = 4.554 km

Start: 11:47 Flag 12:49 End: 12:55

Race Director : Ravin

Stewards :

Timekeeper :

Blancpain GT World Challenge Asia

RACE 2 - CLASSIFICATION BY CATEGORY - PROVISIONAL

CATEGORY : GT3

POS	NO	CL	NAME	ENTRY	LAPS	TIME	GAP	DIFF	KPH	BEST	ON
1	918	GT3PA	Panther/AAS Motorsport	Porsche 911 GT3 R	36	1:01:25.770			173.01	1:34.759	16
2	912	GT3S	Absolute Racing	Porsche 911 GT3 R	36	1:01:26.679	0.909	0.909	172.18	1:35.215	27
3	27	GT3S	HubAuto Corsa	Ferrari 488 GT3	36	1:01:31.760	5.990	5.081	172.10	1:35.257	20
4	999	GT3S	Audi Sport Asia Team TSRT	Audi R8 LMS GT3 2019	36	1:01:32.462	6.692	0.702	171.32	1:35.692	36
5	666	GT3PA	Vincenzo Sospiri Racing	Lamborghini Huracan GT3 EVO	36	1:01:35.598	9.828	3.136	171.32	1:35.691	14
6	97	GT3S	Solite Indigo Racing	Mercedes-AMG GT3	36	1:01:36.067	10.297	0.469	171.28	1:35.716	17
7	59	GT3PA	Singha Plan-B by Absolute Racir	Audi R8 LMS GT3 2019	36	1:01:37.217	11.447	1.150	172.09	1:35.261	7
8	21	GT3PA	OpenRoad Racing	Porsche 911 GT3 R	36	1:01:38.979	13.209	1.762	171.56	1:35.558	19
9	99	GT3S	Craft-Bamboo Racing	Mercedes-AMG GT3	36	1:01:43.598	17.828	4.619	171.56	1:35.559	24
10	61	GT3PA	ABSSA Motorsport	McLaren 720S GT3	36	1:01:47.201	21.431	3.603	170.27	1:36.281	4
11	26	GT3AM	B-Quik Racing	Audi R8 LMS GT3 2019	36	1:01:51.193	25.423	3.992	168.33	1:37.390	23
12	911	GT3S	Absolute Racing	Porsche 911 GT3 R	36	1:01:51.580	25.810	0.387	171.85	1:35.394	10
13	128	GT3AM	Vattana Motorsport	Lamborghini Huracan GT3 EVO	36	1:01:53.387	27.617	1.807	169.89	1:36.500	16
14	16	GT3PA	Modena Motorsports	Porsche 911 GT3 R	36	1:01:53.565	27.795	0.178	172.03	1:35.299	14
15	51	GT3AM	AMAC Motorsport	Lamborghini Huracan GT3 EVO	36	1:02:04.934	39.164	11.369	170.18	1:36.335	16
16	88	GT3PA	Craft-Bamboo Racing	Mercedes-AMG GT3	35	1:01:42.864	1 Lap	1 Lap	173.27	1:34.615	17
17	75	GT3PA	T2 Motorsports	Ferrari 488 GT3	35	1:02:03.267	1 Lap	20.403	171.60	1:35.535	10
18	55	GT3PA	Craft-Bamboo Racing	Mercedes-AMG GT3	35	1:02:13.111	1 Lap	9.844	171.52	1:35.583	15
19	888	GT3PA	Triple Eight Race Engineering Au	Mercedes-AMG GT3	34	1:01:47.067	2 Laps	1 Lap	173.44	1:34.521	13
20	8	GT3PA	ARN Racing	Porsche 911 GT3 R	33	57:22.494	3 Laps	1 Lap	171.59	1:35.542	10
21	13	GT3PA	Audi Sport Asia Team Absolute F	Audi R8 LMS GT3 2019	32	55:06.480	4 Laps	1 Lap	172.02	1:35.305	17
22	910	GT3PA	JRM	Porsche 911 GT3 R	27	44:53.256	9 Laps	5 Laps	172.64	1:34.962	13
NC	17	GT3PA	Anstone Racing	Mercedes-AMG GT3	17	27:32.455	19 Laps	10 Laps	172.04	1:35.293	15
NC	12	GT3S	Audi Sport Asia Team Absolute F	Audi R8 LMS GT3 2019	1	2:09.730	35 Laps	16 Laps			

CATEGORY : GT4

POS	NO	CL	NAME	ENTRY	LAPS	TIME	GAP	DIFF	KPH	BEST	ON
1	81	GT4AM	BMW Team Studie	BMW M4 GT4	33	1:02:17.246			155.44	1:45.469	14
2	11	GT4AM	GTO Racing with TTR	Mercedes-AMG GT4	33	1:02:17.636	0.390	0.390	154.39	1:46.187	32
3	77	GT4AM	Craft-Bamboo Racing	Mercedes-AMG GT4	33	1:02:20.747	3.501	3.111	154.91	1:45.829	13
4	111	GT4AM	Team iRace.Win	Mercedes-AMG GT4	33	1:02:20.895	3.649	0.148	155.25	1:45.597	6
5	80	GT4AM	Racing Spirit Team	Porsche Cayman GT4 Clubsport MR	33	1:02:25.595	8.349	4.700	152.97	1:47.170	18
6	199	GT4AM	Team iRace.Win	Mercedes-AMG GT4	32	1:02:21.252	1 Lap	1 Lap	153.76	1:46.620	16

FASTEST LAP

888	GT3PA	Triple Eight Race Engineering Australia	Mercedes-AMG GT3 -	13	1:34.521	107.77 mph	173.44 kph
912	GT3S	Absolute Racing	Porsche 911 GT3 R -	27	1:35.215	106.98 mph	172.18 kph
51	GT3AM	AMAC Motorsport	Lamborghini Huracan GT3 EVO -	16	1:36.335	105.74 mph	170.18 kph
81	GT4AM	BMW Team Studie	BMW M4 GT4 -	14	1:45.469	96.58 mph	155.44 kph

Chang International

Circuit Length = 4.554 km

Start: 11:47 Flag 12:49 End: 12:55

Weather / Track : Bright / Dry

These results are provisional until the conclusion of any judicial and technical matters.

Race Director : Ravin	Stewards :	Timekeeper :
-----------------------	------------	--------------

Results can be found at www.tsl-timing.com

Printed - 12:59 Sunday, 12 May 2019

Blancpain GT World Challenge Asia

RACE 2 - CLASSIFICATION BY CLASS - PROVISIONAL

CLASS : GT3 - GT3S

POS	NO	NAME	ENTRY	LAPS	TIME	GAP	DIFF	KPH	BEST	ON
1	912	Absolute Racing	Porsche 911 GT3 R	36	1:01:26.679			159.93	1:35.215	27
2	27	HubAuto Corsa	Ferrari 488 GT3	36	1:01:31.760	5.081	5.081	159.71	1:35.257	20
3	999	Audi Sport Asia Team TSRT	Audi R8 LMS GT3 2019	36	1:01:32.462	5.783	0.702	159.68	1:35.692	36
4	97	Solite Indigo Racing	Mercedes-AMG GT3	36	1:01:36.067	9.388	3.605	159.53	1:35.716	17
5	99	Craft-Bamboo Racing	Mercedes-AMG GT3	36	1:01:43.598	16.919	7.531	159.20	1:35.559	24
6	911	Absolute Racing	Porsche 911 GT3 R	36	1:01:51.580	24.901	7.982	158.86	1:35.394	10
NC	12	Audi Sport Asia Team Absolute F	Audi R8 LMS GT3 2019	1	2:09.730	35 Laps	35 Laps	122.04		

CLASS : GT3 - GT3PA

POS	NO	NAME	ENTRY	LAPS	TIME	GAP	DIFF	KPH	BEST	ON
1	918	Panther/AAS Motorsport	Porsche 911 GT3 R	36	1:01:25.770			159.97	1:34.759	16
2	666	Vincenzo Sospiri Racing	Lamborghini Huracan GT3 EVO	36	1:01:35.598	9.828	9.828	159.55	1:35.691	14
3	59	Singha Plan-B by Absolute Racir	Audi R8 LMS GT3 2019	36	1:01:37.217	11.447	1.619	159.48	1:35.261	7
4	21	OpenRoad Racing	Porsche 911 GT3 R	36	1:01:38.979	13.209	1.762	159.40	1:35.558	19
5	61	ABSSA Motorsport	McLaren 720S GT3	36	1:01:47.201	21.431	8.222	159.05	1:36.281	4
6	16	Modena Motorsports	Porsche 911 GT3 R	36	1:01:53.565	27.795	6.364	158.77	1:35.299	14
7	88	Craft-Bamboo Racing	Mercedes-AMG GT3	35	1:01:42.864	1 Lap	1 Lap	154.81	1:34.615	17
8	75	T2 Motorsports	Ferrari 488 GT3	35	1:02:03.267	1 Lap	20.403	153.96	1:35.535	10
9	55	Craft-Bamboo Racing	Mercedes-AMG GT3	35	1:02:13.111	1 Lap	9.844	153.55	1:35.583	15
10	888	Triple Eight Race Engineering Au	Mercedes-AMG GT3	34	1:01:47.067	2 Laps	1 Lap	150.21	1:34.521	13
11	8	ARN Racing	Porsche 911 GT3 R	33	57:22.494	3 Laps	1 Lap	156.99	1:35.542	10
12	13	Audi Sport Asia Team Absolute F	Audi R8 LMS GT3 2019	32	55:06.480	4 Laps	1 Lap	158.49	1:35.305	17
13	910	JRM	Porsche 911 GT3 R	27	44:53.256	9 Laps	5 Laps	164.14	1:34.962	13
NC	17	Anstone Racing	Mercedes-AMG GT3	17	27:32.455	19 Laps	10 Laps	168.32	1:35.293	15

CLASS : GT3 - GT3AM

POS	NO	NAME	ENTRY	LAPS	TIME	GAP	DIFF	KPH	BEST	ON
1	26	B-Quik Racing	Audi R8 LMS GT3 2019	36	1:01:51.193			158.88	1:37.390	23
2	128	Vattana Motorsport	Lamborghini Huracan GT3 EVO	36	1:01:53.387	2.194	2.194	158.78	1:36.500	16
3	51	AMAC Motorsport	Lamborghini Huracan GT3 EVO	36	1:02:04.934	13.741	11.547	158.29	1:36.335	16

CLASS : GT4 - GT4AM

POS	NO	NAME	ENTRY	LAPS	TIME	GAP	DIFF	KPH	BEST	ON
1	81	BMW Team Studie	BMW M4 GT4	33	1:02:17.246			144.61	1:45.469	14
2	11	GTO Racing with TTR	Mercedes-AMG GT4	33	1:02:17.636	0.390	0.390	144.59	1:46.187	32
3	77	Craft-Bamboo Racing	Mercedes-AMG GT4	33	1:02:20.747	3.501	3.111	144.47	1:45.829	13
4	111	Team iRace.Win	Mercedes-AMG GT4	33	1:02:20.895	3.649	0.148	144.47	1:45.597	6
5	80	Racing Spirit Team	Porsche Cayman GT4 Clubsport MR	33	1:02:25.595	8.349	4.700	144.29	1:47.170	18
6	199	Team iRace.Win	Mercedes-AMG GT4	32	1:02:21.252	1 Lap	1 Lap	140.07	1:46.620	16

FASTEST LAP

888	GT3PA	Triple Eight Race Engineering Australia	Mercedes-AMG GT3 -	13	1:34.521	107.77 mph	173.44 kph
912	GT3S	Absolute Racing	Porsche 911 GT3 R -	27	1:35.215	106.98 mph	172.18 kph
51	GT3AM	AMAC Motorsport	Lamborghini Huracan GT3 EVO -	16	1:36.335	105.74 mph	170.18 kph
81	GT4AM	BMW Team Studie	BMW M4 GT4 -	14	1:45.469	96.58 mph	155.44 kph

Weather / Track : Bright / Dry

These results are provisional until the conclusion of any judicial and technical matters.

Chang International
Circuit Length = 4.554 km
Start: 11:47 Flag 12:49 End: 12:55

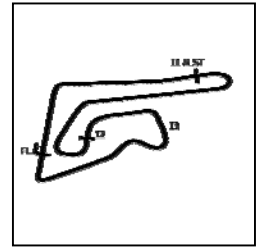
Race Director : Ravin	Stewards :	Timekeeper :
-----------------------	------------	--------------

Results can be found at www.tsl-timing.com

Printed - 12:58 Sunday, 12 May 2019

Blancpain GT World Challenge Asia

RACE 2 - SECTOR ANALYSIS



SECTOR 1 = FL to I1, SECTOR 2 = I1 to I2 SECTOR 3 = I2 to I3, SECTOR 4 = I3 to FL, DIFF = Difference To Personal Best Lap, P = Crossed Finish Line in Pit Lane, D = Time Disallowed

P1 918 GT3PA Panther/AAS Motorsport				Porsche 911 GT3 R				
IDEAL LAP TIME : 1:34.654		BEST LAP TIME : 1:34.759		DIFFERENCE : 0.105				
D1: Vutthikorn INTHRAPHUVA		D2: Alexandre IMPERATORI						
LAP	SECTOR 1	SECTOR 2	SECTOR 3	SPEED TRAP	LAP TIME	KPH	DIFF	TIME OF DAY
1 - D2		35.746	37.027	244.8	1:40.825	162.60	6.066	11:49:40.153
2 - D2	23.129	34.997	37.125	247.7	1:35.251	172.11	0.492	11:51:15.404
3 - D2	23.137	35.018	37.049	247.1	1:35.204	172.20	0.445	11:52:50.608
4 - D2	23.220	35.073	36.965	245.4	1:35.258	172.10	0.499	11:54:25.866
5 - D2	23.266	35.077	37.171	246.0	1:35.514	171.64	0.755	11:56:01.380
6 - D2	23.315	35.031	36.920	246.0	1:35.266	172.09	0.507	11:57:36.646
7 - D2	23.326	35.026	36.996	246.0	1:35.348	171.94	0.589	11:59:11.994
8 - D2	23.162	35.764	37.098	246.0	1:36.024	170.73	1.265	12:00:48.018
9 - D2	23.160	35.607	37.088	247.7	1:35.855	171.03	1.096	12:02:23.873
10 - D2	23.219	35.519	37.109	248.2	1:35.847	171.04	1.088	12:03:59.720
11 - D2	23.131	34.927	36.970	247.1	1:35.028	172.52	0.269	12:05:34.748
12 - D2	23.149	34.967	36.922	246.5	1:35.038	172.50	0.279	12:07:09.786
13 - D2	23.040	34.842	36.929	247.7	1:34.811 (2)	172.91	0.052	12:08:44.597
14 - D2	23.148	34.769	36.964	246.5	1:34.881	172.78	0.122	12:10:19.478
15 - D2	23.048	34.963	37.213	245.4	1:35.224	172.16	0.465	12:11:54.702
16 - D2	23.112	34.802	36.845	247.1	1:34.759 (1)	173.01		12:13:29.461
17 - D2	23.220	34.779	36.864	246.0	1:34.863 (3)	172.82	0.104	12:15:04.324
18 - D2	23.061	34.774	37.073	246.5	1:34.908	172.73	0.149	12:16:39.232
19 - D2	23.138	35.229	37.411	246.5	1:35.778	171.17	1.019	12:18:15.010
20 - D2	23.562	34.928	IN PIT	244.3	1:37.604 P	167.96	2.845	12:19:52.614
21 - D1	OUTLAP	36.217	37.623	241.6	3:03.375	89.40	1:28.616	12:22:55.989
22 - D1	23.467	35.729	38.287	243.7	1:37.483	168.17	2.724	12:24:33.472
23 - D1	23.727	35.608	37.112	243.7	1:36.447	169.98	1.688	12:26:09.919
24 - D1	24.071	36.275	37.739	243.2	1:38.085	167.14	3.326	12:27:48.004
25 - D1	24.402	36.066	37.168	240.0	1:37.636	167.91	2.877	12:29:25.640
26 - D1	23.576	35.408	37.561	244.8	1:36.545	169.81	1.786	12:31:02.185
27 - D1	23.267	35.780	37.861	244.8	1:36.908	169.17	2.149	12:32:39.093
28 - D1	23.947	35.175	37.741	243.2	1:36.863	169.25	2.104	12:34:15.956
29 - D1	23.439	36.380	37.800	244.3	1:37.619	167.94	2.860	12:35:53.575
30 - D1	24.674	37.599	40.348	227.8	1:42.621	159.75	7.862	12:37:36.196
31 - D1	24.451	41.498	1:35.032	233.7	2:40.981	101.84	1:06.222	12:40:17.177
32 - D1	51.870	1:01.345	48.735	77.6	2:41.950	101.23	1:07.191	12:42:59.127
33 - D1	23.741	35.618	37.704	242.6	1:37.063	168.90	2.304	12:44:36.190
34 - D1	23.388	35.615	37.364	243.7	1:36.367	170.12	1.608	12:46:12.557
35 - D1	23.323	35.669	37.292	244.3	1:36.284	170.27	1.525	12:47:48.841
36 - D1	23.176	35.595	37.486	244.8	1:36.257	170.31	1.498	12:49:25.098

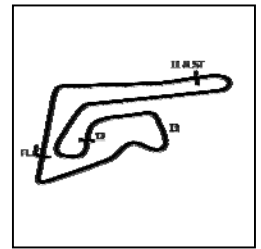
P2 912 GT3S Absolute Racing				Porsche 911 GT3 R				
IDEAL LAP TIME : 1:34.983		BEST LAP TIME : 1:35.215		DIFFERENCE : 0.232				
D1: Yuan BO		D2: Jono LESTER						
LAP	SECTOR 1	SECTOR 2	SECTOR 3	SPEED TRAP	LAP TIME	KPH	DIFF	TIME OF DAY
1 - D2		36.894	38.515	246.5	1:44.854	156.35	9.639	11:49:44.182
2 - D2	23.555	35.781	37.738	250.5	1:37.074	168.88	1.859	11:51:21.256
3 - D2	23.447	35.266	37.481	245.4	1:36.194	170.43	0.979	11:52:57.450
4 - D2	23.538	35.587	37.513	243.2	1:36.638	169.64	1.423	11:54:34.088
5 - D2	23.506	35.231	37.255	243.7	1:35.992	170.78	0.777	11:56:10.080
6 - D2	23.547	35.024	37.579	243.2	1:36.150	170.50	0.935	11:57:46.230
7 - D2	23.395	35.154	37.436	244.3	1:35.985	170.80	0.770	11:59:22.215
8 - D2	23.427	35.084	37.323	243.2	1:35.834	171.07	0.619	12:00:58.049
9 - D2	23.831	35.092	37.382	244.3	1:36.305	170.23	1.090	12:02:34.354
10 - D2	23.413	35.227	37.451	244.8	1:36.091	170.61	0.876	12:04:10.445
11 - D2	23.254	35.706	37.338	244.8	1:36.298	170.24	1.083	12:05:46.743
12 - D2	23.309	35.071	37.406	246.0	1:35.786	171.15	0.571	12:07:22.529
13 - D2	23.649	35.052	37.401	244.8	1:36.102	170.59	0.887	12:08:58.631
14 - D2	23.351	35.016	37.207	245.4	1:35.574	171.53	0.359	12:10:34.205
15 - D2	23.309	35.110	37.370	245.4	1:35.789	171.15	0.574	12:12:09.994
16 - D2	23.379	35.432	37.596	245.4	1:36.407	170.05	1.192	12:13:46.401
17 - D2	23.551	35.345	37.245	246.5	1:36.141	170.52	0.926	12:15:22.542
18 - D2	23.521	35.177	37.357	243.7	1:36.055	170.67	0.840	12:16:58.597

Weather / Track : Bright / Dry

Chang International
Circuit Length = 4.554 km
Start: 11:47 Flag 12:49 End: 12:55

Blancpain GT World Challenge Asia

RACE 2 - SECTOR ANALYSIS



SECTOR 1 = FL to I1, SECTOR 2 = I1 to I2 SECTOR 3 = I2 to I3, SECTOR 4 = I3 to FL, DIFF = Difference To Personal Best Lap, P = Crossed Finish Line in Pit Lane, D = Time Disallowed

LAP	SECTOR 1	SECTOR 2	SECTOR 3	SECTOR 4	DIFF	P	TIME
19 - D2	23.569	35.354	IN PIT	243.7	1:38.743	P	12:18:37.340
20 - D1	OUTLAP	35.434	37.107	240.5	3:02.266		12:21:39.606
21 - D1	23.441	35.516	36.809	242.1	1:35.766		12:23:15.372
22 - D1	23.207	36.485	36.998	246.5	1:36.690		12:24:52.062
23 - D1	23.347	35.078	36.871	243.2	1:35.296	(2)	12:26:27.358
24 - D1	23.295	35.088	36.979	244.3	1:35.362	(3)	12:28:02.720
25 - D1	23.233	35.284	38.368	244.8	1:36.885		12:29:39.605
26 - D1	23.375	34.995	37.148	243.7	1:35.518		12:31:15.123
27 - D1	23.179	35.094	36.942	246.0	1:35.215	(1)	12:32:50.338
28 - D1	23.216	35.893	37.316	244.3	1:36.425		12:34:26.763
29 - D1	23.310	35.452	38.457	244.3	1:37.219		12:36:03.982
30 - D1	38.096	1:03.352	41.288	60.7	2:22.736		12:38:26.718
31 - D1	24.551	36.414	53.522	238.4	1:54.487		12:40:21.205
32 - D1	51.509	1:00.172	48.198	75.7	2:39.879		12:43:01.084
33 - D1	24.177	35.290	36.996	243.2	1:36.463		12:44:37.547
34 - D1	23.264	35.190	37.269	244.3	1:35.723		12:46:13.270
35 - D1	23.287	35.366	37.735	244.8	1:36.388		12:47:49.658
36 - D1	23.631	35.331	37.387	243.7	1:36.349		12:49:26.007

P3 27 GT3S HubAuto Corsa

Ferrari 488 GT3

IDEAL LAP TIME : 1:34.880

BEST LAP TIME : 1:35.257

DIFFERENCE : 0.377

D1: Yuya SAKAMOTO D2: Andre HEIMGARTNER

LAP	SECTOR 1	SECTOR 2	SECTOR 3	SPEED TRAP	LAP TIME	KPH	DIFF	TIME OF DAY
1 - D2		37.679	38.321	246.0	1:45.811	154.93	10.554	11:49:45.139
2 - D2	23.676	36.036	37.904	248.8	1:37.616	167.94	2.359	11:51:22.755
3 - D2	23.361	35.700	37.603	250.5	1:36.664	169.60	1.407	11:52:59.419
4 - D2	23.208	35.763	37.271	248.8	1:36.242	170.34	0.985	11:54:35.661
5 - D2	23.558	35.737	37.178	246.5	1:36.473	169.93	1.216	11:56:12.134
6 - D2	23.259	34.969	37.153	246.5	1:35.381	(2)	0.124	11:57:47.515
7 - D2	23.268	35.143	37.553	248.2	1:35.964	170.83	0.707	11:59:23.479
8 - D2	23.175	35.193	37.547	248.2	1:35.915	170.92	0.658	12:00:59.394
9 - D2	23.296	35.370	37.651	248.8	1:36.317	170.21	1.060	12:02:35.711
10 - D2	23.344	35.267	37.845	248.8	1:36.456	169.96	1.199	12:04:12.167
11 - D2	23.149	36.429	38.075	250.0	1:37.653	167.88	2.396	12:05:49.820
12 - D2	23.053	35.283	37.544	248.8	1:35.880	170.98	0.623	12:07:25.700
13 - D2	23.194	35.301	37.436	248.2	1:35.931	170.89	0.674	12:09:01.631
14 - D2	23.115	35.340	37.455	247.1	1:35.910	170.93	0.653	12:10:37.541
15 - D2	23.232	35.350	37.024	248.2	1:35.606	171.47	0.349	12:12:13.147
16 - D2	23.152	35.340	IN PIT	248.2	1:36.984	P	1.727	12:13:50.131
17 - D1	OUTLAP	35.475	37.346	242.6	3:04.347	88.93	1:29.090	12:16:54.478
18 - D1	23.511	34.865	37.013	243.2	1:35.389	(3)	0.132	12:18:29.867
19 - D1	23.425	34.910	37.671	244.8	1:36.006	170.76	0.749	12:20:05.873
20 - D1	23.186	34.949	37.122	247.1	1:35.257	(1)	172.10	12:21:41.130
21 - D1	23.476	35.148	36.962	246.0	1:35.586	171.51	0.329	12:23:16.716
22 - D1	23.269	35.661	37.884	248.2	1:36.814	169.33	1.557	12:24:53.530
23 - D1	24.249	35.473	37.605	243.2	1:37.327	168.44	2.070	12:26:30.857
24 - D1	23.494	34.915	38.101	246.5	1:36.510	169.87	1.253	12:28:07.367
25 - D1	23.280	35.197	37.920	246.5	1:36.397	170.07	1.140	12:29:43.764
26 - D1	23.723	35.135	37.356	244.8	1:36.214	170.39	0.957	12:31:19.978
27 - D1	23.509	35.159	37.576	244.8	1:36.244	170.34	0.987	12:32:56.222
28 - D1	23.430	35.218	37.882	246.5	1:36.530	169.83	1.273	12:34:32.752
29 - D1	23.381	35.262	38.818	246.5	1:37.461	168.21	2.204	12:36:10.213
30 - D1	36.011	1:03.612	40.917	45.0	2:20.540	116.65	45.283	12:38:30.753
31 - D1	25.686	39.795	48.370	214.7	1:53.851	143.99	18.594	12:40:24.604
32 - D1	50.848	59.799	47.812	71.0	2:38.459	103.46	1:03.202	12:43:03.063
33 - D1	24.595	36.114	38.533	243.7	1:39.242	165.19	3.985	12:44:42.305
34 - D1	24.103	35.328	37.546	247.1	1:36.977	169.05	1.720	12:46:19.282
35 - D1	23.378	35.178	37.573	247.1	1:36.129	170.54	0.872	12:47:55.411
36 - D1	23.250	35.074	37.353	248.2	1:35.677	171.35	0.420	12:49:31.088

Weather / Track : Bright / Dry

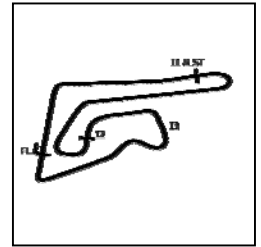
Chang International

Circuit Length = 4.554 km

Start: 11:47 Flag 12:49 End: 12:55

Blancpain GT World Challenge Asia

RACE 2 - SECTOR ANALYSIS



SECTOR 1 = FL to I1, SECTOR 2 = I1 to I2 SECTOR 3 = I2 to I3, SECTOR 4 = I3 to FL, DIFF = Difference To Personal Best Lap, P = Crossed Finish Line in Pit Lane, D = Time Disallowed

P4 999 GT3S Audi Sport Asia Team TSRT				Audi R8 LMS GT3 2019				
IDEAL LAP TIME : 1:35.386		BEST LAP TIME : 1:35.692		DIFFERENCE : 0.306				
D1: Weian CHEN		D2: Andre COUTO						
LAP	SECTOR 1	SECTOR 2	SECTOR 3	SPEED TRAP	LAP TIME	KPH	DIFF	TIME OF DAY
1 - D2		37.037	38.404	247.1	1:45.610	155.23	9.918	11:49:44.938
2 - D2	23.721	35.861	38.034	248.2	1:37.616	167.94	1.924	11:51:22.554
3 - D2	23.287	35.667	38.150	248.8	1:37.104	168.83	1.412	11:52:59.658
4 - D2	23.475	35.711	37.783	246.0	1:36.969	169.06	1.277	11:54:36.627
5 - D2	23.437	35.739	37.805	244.8	1:36.981	169.04	1.289	11:56:13.608
6 - D2	23.385	35.405	37.810	247.1	1:36.600	169.71	0.908	11:57:50.208
7 - D2	23.355	35.435	37.577	248.2	1:36.367	170.12	0.675	11:59:26.575
8 - D2	23.506	36.954	37.888	248.8	1:38.348	166.69	2.656	12:01:04.923
9 - D2	23.321	36.233	38.300	247.7	1:37.854	167.53	2.162	12:02:42.777
10 - D2	23.315	35.459	37.606	246.0	1:36.380	170.10	0.688	12:04:19.157
11 - D2	23.240	35.393	37.833	247.7	1:36.466	169.95	0.774	12:05:55.623
12 - D2	23.498	35.329	37.616	247.7	1:36.443	169.99	0.751	12:07:32.066
13 - D2	23.303	35.147	37.376	247.7	1:35.826 (3)	171.08	0.134	12:09:07.892
14 - D2	23.346	35.232	37.347	247.1	1:35.925	170.90	0.233	12:10:43.817
15 - D2	23.345	35.743	37.600	246.5	1:36.688	169.55	0.996	12:12:20.505
16 - D2	23.320	35.241	IN PIT	246.5	1:39.068 P	165.48	3.376	12:13:59.573
17 - D1	OUTLAP	36.141	37.427	240.0	3:04.397	88.90	1:28.705	12:17:03.970
18 - D1	23.425	35.322	37.247	243.7	1:35.994	170.78	0.302	12:18:39.964
19 - D1	23.483	35.136	37.138	244.8	1:35.757 (2)	171.20	0.065	12:20:15.721
20 - D1	23.420	35.212	37.611	245.4	1:36.243	170.34	0.551	12:21:51.964
21 - D1	23.235	35.261	38.769	248.2	1:37.265	168.55	1.573	12:23:29.229
22 - D1	23.472	36.616	37.762	247.7	1:37.850	167.54	2.158	12:25:07.079
23 - D1	23.353	36.464	38.158	248.2	1:37.975	167.33	2.283	12:26:45.054
24 - D1	23.283	35.524	37.286	247.1	1:36.093	170.60	0.401	12:28:21.147
25 - D1	23.224	35.363	37.475	248.8	1:36.062	170.66	0.370	12:29:57.209
26 - D1	23.353	35.043	37.528	246.5	1:35.924	170.91	0.232	12:31:33.133
27 - D1	23.351	35.597	37.644	246.5	1:36.592	169.72	0.900	12:33:09.725
28 - D1	23.364	35.240	37.313	247.1	1:35.917	170.92	0.225	12:34:45.642
29 - D1	23.314	35.249	39.579	245.4	1:38.142	167.04	2.450	12:36:23.784
30 - D1	27.650	1:02.340	41.960	70.0	2:11.950	124.24	36.258	12:38:35.734
31 - D1	25.463	40.134	46.665	202.6	1:52.262	146.03	16.570	12:40:27.996
32 - D1	50.496	59.403	47.305	62.5	2:37.204	104.28	1:01.512	12:43:05.200
33 - D1	24.379	36.199	37.670	246.0	1:38.248	166.86	2.556	12:44:43.448
34 - D1	23.306	35.476	37.561	247.7	1:36.343	170.16	0.651	12:46:19.791
35 - D1	23.276	35.132	37.899	247.7	1:36.307	170.23	0.615	12:47:56.098
36 - D1	23.445	35.128	37.119	247.1	1:35.692 (1)	171.32		12:49:31.790

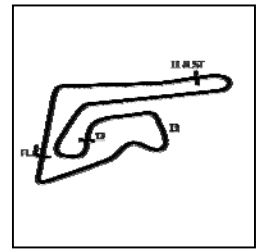
P5 666 GT3PA Vincenzo Sospiri Racing				Lamborghini Huracan GT3 EVO				
IDEAL LAP TIME : 1:35.418		BEST LAP TIME : 1:35.691		DIFFERENCE : 0.273				
D1: Alex AU		D2: Frederik SCHANDORFF						
LAP	SECTOR 1	SECTOR 2	SECTOR 3	SPEED TRAP	LAP TIME	KPH	DIFF	TIME OF DAY
1 - D2		36.383	38.165	248.8	1:43.451	158.47	7.760	11:49:42.779
2 - D2	23.303	35.280	37.568	248.8	1:36.151	170.50	0.460	11:51:18.930
3 - D2	23.398	35.297	37.404	247.1	1:36.099	170.59	0.408	11:52:55.029
4 - D2	23.412	35.382	37.388	245.4	1:36.182	170.45	0.491	11:54:31.211
5 - D2	23.467	35.295	37.356	245.4	1:36.118	170.56	0.427	11:56:07.329
6 - D2	23.535	35.182	37.484	245.4	1:36.201	170.41	0.510	11:57:43.530
7 - D2	23.460	35.236	37.776	246.0	1:36.472	169.93	0.781	11:59:20.002
8 - D2	23.484	35.160	37.789	245.4	1:36.433	170.00	0.742	12:00:56.435
9 - D2	23.580	35.866	37.418	246.0	1:36.864	169.25	1.173	12:02:33.299
10 - D2	23.315	35.361	37.601	247.7	1:36.277	170.28	0.586	12:04:09.576
11 - D2	23.539	35.275	37.478	247.7	1:36.292	170.25	0.601	12:05:45.868
12 - D2	23.288	35.200	37.636	247.1	1:36.124	170.55	0.433	12:07:21.992
13 - D2	23.292	35.318	37.263	247.1	1:35.873	171.00	0.182	12:08:57.865
14 - D2	23.195	34.999	37.497	247.1	1:35.691 (1)	171.32		12:10:33.556
15 - D2	23.205	35.235	37.383	246.5	1:35.823 (2)	171.09	0.132	12:12:09.379
16 - D2	23.170	35.392	37.480	247.7	1:36.042	170.70	0.351	12:13:45.421
17 - D2	23.558	35.146	37.335	246.5	1:36.039	170.70	0.348	12:15:21.460
18 - D2	23.199	35.249	37.377	247.7	1:35.825 (3)	171.08	0.134	12:16:57.285

Weather / Track : Bright / Dry

Chang International
Circuit Length = 4.554 km
Start: 11:47 Flag 12:49 End: 12:55

Blancpain GT World Challenge Asia

RACE 2 - SECTOR ANALYSIS



SECTOR 1 = FL to I1, SECTOR 2 = I1 to I2 SECTOR 3 = I2 to I3, SECTOR 4 = I3 to FL, DIFF = Difference To Personal Best Lap, P = Crossed Finish Line in Pit Lane, D = Time Disallowed

19 - D2	23.156	35.182	37.635	247.1	1:35.973	170.82	0.282	12:18:33.258
20 - D2	23.315	35.226	37.868	246.5	1:36.409	170.05	0.718	12:20:09.667
21 - D2	23.347	35.366	IN PIT	249.4	1:38.835	P 165.87	3.144	12:21:48.502
22 - D1	OUTLAP	39.874	38.813	242.6	3:08.587	86.93	1:32.896	12:24:57.089
23 - D1	23.659	35.671	37.845	244.8	1:37.175	168.71	1.484	12:26:34.264
24 - D1	23.561	35.722	37.507	246.5	1:36.790	169.38	1.099	12:28:11.054
25 - D1	23.447	35.557	37.957	247.1	1:36.961	169.08	1.270	12:29:48.015
26 - D1	23.531	35.659	37.626	248.2	1:36.816	169.33	1.125	12:31:24.831
27 - D1	23.391	35.445	37.756	247.1	1:36.592	169.72	0.901	12:33:01.423
28 - D1	23.516	35.902	37.313	246.5	1:36.731	169.48	1.040	12:34:38.154
29 - D1	23.329	37.505	38.520	247.7	1:39.534	165.00	3.663	12:36:17.508
30 - D1	29.588	1:03.313	40.891	42.6	2:13.792	122.53	38.101	12:38:31.300
31 - D1	25.619	39.685	48.937	209.7	1:54.241	143.50	18.550	12:40:25.541
32 - D1	50.496	59.825	47.732	68.7	2:38.053	103.72	1:02.362	12:43:03.594
33 - D1	24.455	36.551	38.237	248.2	1:39.243	165.19	3.552	12:44:42.837
34 - D1	23.668	36.999	38.745	248.8	1:39.412	164.91	3.721	12:46:22.249
35 - D1	23.334	35.464	37.467	247.7	1:36.265	170.30	0.574	12:47:58.514
36 - D1	23.440	35.451	37.521	247.7	1:36.412	170.04	0.721	12:49:34.926

P6 97 GT3S Solite Indigo Racing

Mercedes-AMG GT3

IDEAL LAP TIME : 1:35.361

BEST LAP TIME : 1:35.716

DIFFERENCE : 0.355

D1: Roelof BRUINS D2: Manuel METZGER

LAP	SECTOR 1	SECTOR 2	SECTOR 3	SPEED TRAP	LAP TIME	KPH	DIFF	TIME OF DAY
1 - D2		36.582	38.617	238.9	1:44.685	156.60	8.969	11:49:44.013
2 - D2	23.667	35.274	37.561	245.4	1:36.502	169.88	0.786	11:51:20.515
3 - D2	23.457	35.264	37.191	243.2	1:35.912	170.93	0.196	11:52:56.427
4 - D2	23.473	35.281	37.284	243.2	1:36.038	170.70	0.322	11:54:32.465
5 - D2	23.455	35.255	37.111	243.7	1:35.821	171.09	0.105	11:56:08.286
6 - D2	23.402	35.118	37.424	244.3	1:35.944	170.87	0.228	11:57:44.230
7 - D2	23.333	35.247	37.528	244.3	1:36.108	170.58	0.392	11:59:20.338
8 - D2	23.524	35.275	37.590	243.7	1:36.389	170.08	0.673	12:00:56.727
9 - D2	23.539	35.052	37.136	244.3	1:35.727	(2) 171.26	0.011	12:02:32.454
10 - D2	23.282	35.293	37.295	242.6	1:35.870	171.00	0.154	12:04:08.324
11 - D2	23.396	35.370	37.132	243.7	1:35.898	170.95	0.182	12:05:44.222
12 - D2	23.403	35.246	37.330	243.7	1:35.979	170.81	0.263	12:07:20.201
13 - D2	23.338	35.187	37.202	244.3	1:35.727	(2) 171.26	0.011	12:08:55.928
14 - D2	23.415	35.248	37.080	243.7	1:35.743	171.23	0.027	12:10:31.671
15 - D2	23.229	35.420	37.186	243.7	1:35.835	171.06	0.119	12:12:07.506
16 - D2	23.283	35.099	37.567	244.8	1:35.949	170.86	0.233	12:13:43.455
17 - D2	23.346	35.167	37.203	244.3	1:35.716	(1) 171.28		12:15:19.171
18 - D2	23.296	35.289	37.307	245.4	1:35.892	170.96	0.176	12:16:55.063
19 - D2	23.369	35.361	37.200	243.7	1:35.930	170.89	0.214	12:18:30.993
20 - D2	23.577	35.394	IN PIT	243.2	1:38.341	P 166.70	2.625	12:20:09.334
21 - D1	OUTLAP	35.618	38.804	239.4	3:19.604	82.13	1:43.888	12:23:28.938
22 - D1	23.593	35.474	38.567	245.4	1:37.634	167.91	1.918	12:25:06.572
23 - D1	23.435	36.992	38.508	245.4	1:38.935	165.70	3.219	12:26:45.507
24 - D1	23.423	35.720	37.279	245.4	1:36.422	170.02	0.706	12:28:21.929
25 - D1	23.421	35.271	37.398	244.8	1:36.090	170.61	0.374	12:29:58.019
26 - D1	23.563	35.094	37.088	244.3	1:35.745	171.22	0.029	12:31:33.764
27 - D1	23.317	35.513	37.575	247.1	1:36.405	170.05	0.689	12:33:10.169
28 - D1	23.422	35.420	37.440	245.4	1:36.282	170.27	0.566	12:34:46.451
29 - D1	23.373	35.357	40.674	244.3	1:39.404	164.92	3.688	12:36:25.855
30 - D1	26.577	1:01.845	42.345	75.7	2:10.767	125.37	35.051	12:38:36.622
31 - D1	25.136	39.919	47.028	198.5	1:52.083	146.27	16.367	12:40:28.705
32 - D1	50.933	58.695	47.073	52.1	2:36.701	104.62	1:00.985	12:43:05.406
33 - D1	24.676	36.456	37.657	243.7	1:38.789	165.95	3.073	12:44:44.195
34 - D1	23.348	36.231	38.918	248.2	1:38.497	166.44	2.781	12:46:22.692
35 - D1	23.268	35.624	37.516	245.4	1:36.408	170.05	0.692	12:47:59.100
36 - D1	23.389	35.656	37.250	244.3	1:36.295	170.25	0.579	12:49:35.395

Weather / Track : Bright / Dry

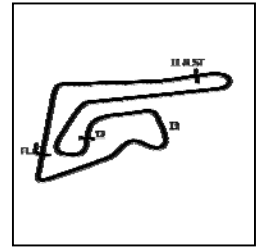
Chang International

Circuit Length = 4.554 km

Start: 11:47 Flag 12:49 End: 12:55

Blancpain GT World Challenge Asia

RACE 2 - SECTOR ANALYSIS



SECTOR 1 = FL to I1, SECTOR 2 = I1 to I2 SECTOR 3 = I2 to I3, SECTOR 4 = I3 to FL, DIFF = Difference To Personal Best Lap, P = Crossed Finish Line in Pit Lane, D = Time Disallowed

P7 59 GT3PA Singha Plan-B by Absolute Racing				Audi R8 LMS GT3 2019				
IDEAL LAP TIME : 1:35.050		BEST LAP TIME : 1:35.261		DIFFERENCE : 0.211				
D1: Bhurit BHIROMBHAKDI		D2: Kantasak KUSIRI						
LAP	SECTOR 1	SECTOR 2	SECTOR 3	SPEED TRAP	LAP TIME	KPH	DIFF	TIME OF DAY
1 - D2		36.475	37.195	245.4	1:41.954	160.80	6.693	11:49:41.282
2 - D2	23.063	35.097	37.338	249.4	1:35.498	171.67	0.237	11:51:16.780
3 - D2	23.120	35.102	37.330	249.4	1:35.552	171.57	0.291	11:52:52.332
4 - D2	23.302	35.269	37.201	246.5	1:35.772	171.18	0.511	11:54:28.104
5 - D2	23.374	35.084	37.207	246.5	1:35.665	171.37	0.404	11:56:03.769
6 - D2	23.235	35.095	37.002	247.1	1:35.332 (2)	171.97	0.071	11:57:39.101
7 - D2	23.273	35.073	36.915	247.1	1:35.261 (1)	172.09		11:59:14.362
8 - D2	23.141	35.422	38.561	247.1	1:37.124	168.79	1.863	12:00:51.486
9 - D2	23.447	35.373	37.507	248.8	1:36.327	170.19	1.066	12:02:27.813
10 - D2	23.122	35.276	38.233	248.2	1:36.631	169.65	1.370	12:04:04.444
11 - D2	23.088	35.147	37.455	249.4	1:35.690	171.32	0.429	12:05:40.134
12 - D2	23.152	35.198	37.209	248.2	1:35.559	171.56	0.298	12:07:15.693
13 - D2	23.131	35.135	37.253	249.4	1:35.519	171.63	0.258	12:08:51.212
14 - D2	23.212	35.193	37.075	248.8	1:35.480	171.70	0.219	12:10:26.692
15 - D2	23.106	35.254	37.196	247.7	1:35.556	171.56	0.295	12:12:02.248
16 - D2	23.212	35.375	38.202	250.5	1:36.789	169.38	1.528	12:13:39.037
17 - D2	23.214	35.178	37.343	249.4	1:35.735	171.24	0.474	12:15:14.772
18 - D2	23.118	35.139	37.213	248.2	1:35.470 (3)	171.72	0.209	12:16:50.242
19 - D2	23.062	35.169	37.367	247.1	1:35.598	171.49	0.337	12:18:25.840
20 - D2	23.112	35.272	37.378	249.4	1:35.762	171.19	0.501	12:20:01.602
21 - D2	23.262	35.483	IN PIT	248.8	1:38.124	P 167.07	2.863	12:21:39.726
22 - D1	OUTLAP	36.515	37.583	240.5	3:05.830	88.22	1:30.569	12:24:45.556
23 - D1	23.359	35.425	37.948	245.4	1:36.732	169.48	1.471	12:26:22.288
24 - D1	23.695	35.900	37.578	247.7	1:37.173	168.71	1.912	12:27:59.461
25 - D1	23.221	36.230	37.607	248.8	1:37.058	168.91	1.797	12:29:36.519
26 - D1	23.295	35.687	37.570	247.7	1:36.552	169.79	1.291	12:31:13.071
27 - D1	23.254	35.668	37.415	246.0	1:36.337	170.17	1.076	12:32:49.408
28 - D1	23.378	37.023	37.800	245.4	1:38.201	166.94	2.940	12:34:27.609
29 - D1	23.210	36.136	39.250	247.7	1:38.596	166.27	3.335	12:36:06.205
30 - D1	37.074	1:04.117	39.901	55.8	2:21.092	116.19	45.831	12:38:27.297
31 - D1	24.482	37.320	52.743	233.2	1:54.545	143.12	19.284	12:40:21.842
32 - D1	51.540	1:00.288	47.681	70.2	2:39.509	102.78	1:04.248	12:43:01.351
33 - D1	24.756	37.352	38.503	243.2	1:40.611	162.94	5.350	12:44:41.962
34 - D1	24.818	36.748	39.893	243.2	1:41.459	161.58	6.198	12:46:23.421
35 - D1	23.518	35.531	37.637	247.1	1:36.686	169.56	1.425	12:48:00.107
36 - D1	23.205	35.580	37.653	250.0	1:36.438	169.99	1.177	12:49:36.545

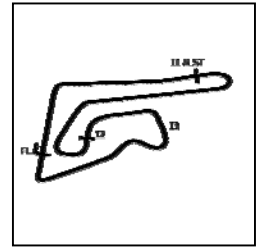
P8 21 GT3PA OpenRoad Racing				Porsche 911 GT3 R				
IDEAL LAP TIME : 1:35.369		BEST LAP TIME : 1:35.558		DIFFERENCE : 0.189				
D1: Philippe DESCOMBES		D2: Francis TJIA						
LAP	SECTOR 1	SECTOR 2	SECTOR 3	SPEED TRAP	LAP TIME	KPH	DIFF	TIME OF DAY
1 - D2		38.040	40.044	230.2	1:49.218	150.10	13.660	11:49:48.546
2 - D2	23.369	35.835	38.454	247.7	1:37.658	167.87	2.100	11:51:26.204
3 - D2	23.471	35.837	38.116	246.5	1:37.424	168.27	1.866	11:53:03.628
4 - D2	23.359	35.838	37.760	245.4	1:36.957	169.08	1.399	11:54:40.585
5 - D2	23.252	35.777	38.021	246.5	1:37.050	168.92	1.492	11:56:17.635
6 - D2	23.337	35.735	37.881	247.1	1:36.953	169.09	1.395	11:57:54.588
7 - D2	23.517	35.641	37.743	246.0	1:36.901	169.18	1.343	11:59:31.489
8 - D2	23.426	36.378	38.554	245.4	1:38.358	166.68	2.800	12:01:09.847
9 - D2	23.383	36.048	39.290	245.4	1:38.721	166.06	3.163	12:02:48.568
10 - D2	23.452	36.359	37.566	246.0	1:37.377	168.36	1.819	12:04:25.945
11 - D2	23.747	35.669	37.872	244.3	1:37.288	168.51	1.730	12:06:03.233
12 - D2	23.341	36.191	38.236	246.0	1:37.768	167.68	2.210	12:07:41.001
13 - D2	23.644	35.791	38.053	246.0	1:37.488	168.16	1.930	12:09:18.489
14 - D2	23.287	35.687	37.597	246.0	1:36.571	169.76	1.013	12:10:55.060
15 - D2	23.322	36.515	37.504	246.5	1:37.341	168.42	1.783	12:12:32.401
16 - D2	23.212	36.021	IN PIT	246.0	1:38.534	P 166.38	2.976	12:14:10.935
17 - D1	OUTLAP	38.072	37.851	197.8	3:07.528	87.42	1:31.970	12:17:18.463
18 - D1	23.580	36.076	37.471	241.0	1:37.127	168.79	1.569	12:18:55.590

Weather / Track : Bright / Dry

Chang International
Circuit Length = 4.554 km
Start: 11:47 Flag 12:49 End: 12:55

Blancpain GT World Challenge Asia

RACE 2 - SECTOR ANALYSIS



SECTOR 1 = FL to I1, SECTOR 2 = I1 to I2 SECTOR 3 = I2 to I3, SECTOR 4 = I3 to FL, DIFF = Difference To Personal Best Lap, P = Crossed Finish Line in Pit Lane, D = Time Disallowed

Lap	S1	S2	S3	S4	Speed	Lap Time	Diff	Time of Day
19 - D1	23.306	35.122	37.130	243.2	1:35.558 (1)	171.56		12:20:31.148
20 - D1	23.362	35.264	37.551	243.2	1:36.177	170.46	0.619	12:22:07.325
21 - D1	23.299	35.214	37.201	243.7	1:35.714 (2)	171.28	0.156	12:23:43.039
22 - D1	23.510	35.044	37.267	244.3	1:35.821 (3)	171.09	0.263	12:25:18.860
23 - D1	23.383	35.132	37.684	243.2	1:36.199	170.42	0.641	12:26:55.059
24 - D1	23.337	35.403	37.302	244.3	1:36.042	170.70	0.484	12:28:31.101
25 - D1	23.359	37.073	37.658	243.7	1:38.090	167.13	2.532	12:30:09.191
26 - D1	23.259	35.505	37.754	243.7	1:36.518	169.85	0.960	12:31:45.709
27 - D1	23.376	35.314	37.841	242.6	1:36.531	169.83	0.973	12:33:22.240
28 - D1	23.445	36.748	37.769	243.7	1:37.962	167.35	2.404	12:35:00.202
29 - D1	23.260	36.617	40.213	243.7	1:40.090	163.79	4.532	12:36:40.292
30 - D1	25.275	54.666	41.323	163.8	2:01.264	135.19	25.706	12:38:41.556
31 - D1	23.810	40.140	46.961	214.2	1:50.911	147.81	15.353	12:40:32.467
32 - D1	51.029	58.147	45.981	64.9	2:35.157	105.66	59.599	12:43:07.624
33 - D1	24.018	38.028	39.118	243.7	1:41.164	162.05	5.606	12:44:48.788
34 - D1	23.329	35.463	37.598	246.0	1:36.390	170.08	0.832	12:46:25.178
35 - D1	23.605	35.521	37.771	243.7	1:36.897	169.19	1.339	12:48:02.075
36 - D1	23.195	35.528	37.509	248.8	1:36.232	170.36	0.674	12:49:38.307

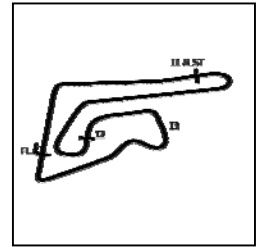
P9 99 GT3S Craft-Bamboo Racing				Mercedes-AMG GT3				
IDEAL LAP TIME : 1:35.389		BEST LAP TIME : 1:35.559		DIFFERENCE : 0.170				
D1: Darryl O'YOUNG		D2: Christina NIELSEN						
LAP	SECTOR 1	SECTOR 2	SECTOR 3	SPEED TRAP	LAP TIME	KPH	DIFF	TIME OF DAY
1 - D2		37.694	38.936	244.8	1:47.086	153.09	11.527	11:49:46.414
2 - D2	23.596	35.911	38.007	244.8	1:37.514	168.12	1.955	11:51:23.928
3 - D2	23.579	35.508	37.897	246.0	1:36.984	169.04	1.425	11:53:00.912
4 - D2	23.468	36.430	37.886	247.7	1:37.784	167.65	2.225	11:54:38.696
5 - D2	23.451	35.895	37.879	248.8	1:37.225	168.62	1.666	11:56:15.921
6 - D2	23.728	35.821	37.743	244.3	1:37.292	168.50	1.733	11:57:53.213
7 - D2	23.441	35.627	37.828	247.7	1:36.896	169.19	1.337	11:59:30.109
8 - D2	23.445	35.435	37.671	244.8	1:36.551	169.80	0.992	12:01:06.660
9 - D2	23.561	35.557	39.681	244.8	1:38.799	165.93	3.240	12:02:45.459
10 - D2	23.498	35.399	37.442	244.3	1:36.339	170.17	0.780	12:04:21.798
11 - D2	23.495	35.722	37.668	245.4	1:36.885	169.21	1.326	12:05:58.683
12 - D2	23.664	36.077	38.360	244.3	1:38.101	167.11	2.542	12:07:36.784
13 - D2	23.496	35.212	37.707	244.8	1:36.415	170.03	0.856	12:09:13.199
14 - D2	23.597	35.365	37.379	243.7	1:36.341	170.17	0.782	12:10:49.540
15 - D2	23.511	35.224	37.485	244.3	1:36.220	170.38	0.661	12:12:25.760
16 - D2	23.491	35.357	IN PIT	244.3	1:38.297	P 166.78	2.738	12:14:04.057
17 - D1	OUTLAP	37.168	39.799	232.7	3:08.089	87.16	1:32.530	12:17:12.146
18 - D1	24.628	37.109	IN PIT	238.4	1:41.550	P 161.44	5.991	12:18:53.696
19 - D1	OUTLAP	36.231	37.653	241.0	2:23.159	114.51	47.600	12:21:16.855
20 - D1	23.443	35.021	37.140	244.8	1:35.604 (2)	171.48	0.045	12:22:52.459
21 - D1	23.324	35.334	37.795	245.4	1:36.453	169.97	0.894	12:24:28.912
22 - D1	23.407	35.328	37.799	244.8	1:36.534	169.83	0.975	12:26:05.446
23 - D1	23.390	35.080	37.211	244.3	1:35.681 (3)	171.34	0.122	12:27:41.127
24 - D1	23.261	35.065	37.233	244.3	1:35.559 (1)	171.56		12:29:16.686
25 - D1	23.382	35.163	37.595	245.4	1:36.140	170.52	0.581	12:30:52.826
26 - D1	23.408	35.700	37.747	245.4	1:36.855	169.26	1.296	12:32:29.681
27 - D1	23.512	36.113	38.405	244.8	1:38.030	167.23	2.471	12:34:07.711
28 - D1	23.549	35.188	37.405	243.2	1:36.142	170.52	0.583	12:35:43.853
29 - D1	23.481	36.063	37.699	243.2	1:37.243	168.59	1.684	12:37:21.096
30 - D1	23.795	47.038	42.537	210.1	1:53.370	144.60	17.811	12:39:14.466
31 - D1	26.236	40.416	41.542	174.1	1:48.194	151.52	12.635	12:41:02.660
32 - D1	28.542	56.132	44.681	136.1	2:09.355	126.73	33.796	12:43:12.015
33 - D1	23.653	37.444	39.429	248.8	1:40.526	163.08	4.967	12:44:52.541
34 - D1	23.409	36.516	38.040	249.4	1:37.965	167.34	2.406	12:46:30.506
35 - D1	23.408	35.231	38.037	244.3	1:36.676	169.58	1.117	12:48:07.182
36 - D1	23.228	35.185	37.331	247.7	1:35.744	171.23	0.185	12:49:42.926

Weather / Track : Bright / Dry

Chang International
 Circuit Length = 4.554 km
 Start: 11:47 Flag 12:49 End: 12:55

Blancpain GT World Challenge Asia

RACE 2 - SECTOR ANALYSIS



SECTOR 1 = FL to I1, SECTOR 2 = I1 to I2 SECTOR 3 = I2 to I3, SECTOR 4 = I3 to FL, DIFF = Difference To Personal Best Lap, P = Crossed Finish Line in Pit Lane, D = Time Disallowed

P10 61 GT3PA ABSSA Motorsport				McLaren 720S GT3				
IDEAL LAP TIME : 1:35.911		BEST LAP TIME : 1:36.281		DIFFERENCE : 0.370				
D1: Piti BHIROMBHAKDI		D2: Keita SAWA						
LAP	SECTOR 1	SECTOR 2	SECTOR 3	SPEED TRAP	LAP TIME	KPH	DIFF	TIME OF DAY
1 - D2		38.433	56.982	250.5	2:05.960	130.15	29.679	11:50:05.288
2 - D2	23.341	35.815	38.207	248.2	1:37.363	168.38	1.082	11:51:42.651
3 - D2	24.139	35.468	37.599	244.3	1:37.206	168.65	0.925	11:53:19.857
4 - D2	23.484	35.370	37.427	245.4	1:36.281 (1)	170.27		11:54:56.138
5 - D2	23.594	35.294	37.713	246.0	1:36.601	169.71	0.320	11:56:32.739
6 - D2	23.539	35.312	37.803	246.0	1:36.654	169.61	0.373	11:58:09.393
7 - D2	23.424	35.279	37.678	247.1	1:36.381	(2) 170.09	0.100	11:59:45.774
8 - D2	23.525	35.311	37.772	246.0	1:36.608	169.70	0.327	12:01:22.382
9 - D2	24.080	35.732	37.883	244.3	1:37.695	167.81	1.414	12:03:00.077
10 - D2	23.439	36.444	37.947	248.8	1:37.830	167.58	1.549	12:04:37.907
11 - D2	23.419	35.542	37.652	247.7	1:36.613	169.69	0.332	12:06:14.520
12 - D2	23.463	35.462	37.694	246.5	1:36.619	169.68	0.338	12:07:51.139
13 - D2	23.349	35.860	37.934	248.2	1:37.143	168.76	0.862	12:09:28.282
14 - D2	23.964	35.629	37.598	247.1	1:37.191	168.68	0.910	12:11:05.473
15 - D2	23.456	35.398	37.717	247.7	1:36.571	169.76	0.290	12:12:42.044
16 - D2	23.444	35.490	37.823	247.7	1:36.757	169.43	0.476	12:14:18.801
17 - D2	23.355	35.427	37.720	248.8	1:36.502	(3) 169.88	0.221	12:15:55.303
18 - D2	23.294	35.365	37.872	247.7	1:36.531	169.83	0.250	12:17:31.834
19 - D2	23.525	35.396	37.962	246.5	1:36.883	169.21	0.602	12:19:08.717
20 - D2	23.459	35.673	IN PIT	247.7	1:40.845	P 162.57	4.564	12:20:49.562
21 - D1	OUTLAP	37.691	39.908	236.8	3:08.588	86.93	1:32.307	12:23:58.150
22 - D1	23.634	37.713	38.642	246.5	1:39.989	163.96	3.708	12:25:38.139
23 - D1	23.608	37.217	39.204	247.1	1:40.029	163.89	3.748	12:27:18.168
24 - D1	23.734	36.530	38.137	245.4	1:38.401	166.60	2.120	12:28:56.569
25 - D1	23.530	36.608	38.658	247.1	1:38.796	165.94	2.515	12:30:35.365
26 - D1	23.374	36.761	37.904	247.7	1:38.039	167.22	1.758	12:32:13.404
27 - D1	24.132	36.119	38.215	246.0	1:38.466	166.49	2.185	12:33:51.870
28 - D1	23.424	36.085	37.875	247.1	1:37.384	168.34	1.103	12:35:29.254
29 - D1	23.737	39.641	43.216	231.2	1:46.594	153.80	10.313	12:37:15.848
30 - D1	26.982	47.681	42.292	189.4	1:56.955	140.17	20.674	12:39:12.803
31 - D1	26.726	39.468	41.992	213.4	1:48.186	151.53	11.905	12:41:00.989
32 - D1	28.703	55.470	45.900	117.7	2:10.073	126.03	33.792	12:43:11.062
33 - D1	23.828	36.726	39.433	251.1	1:39.987	163.96	3.706	12:44:51.049
34 - D1	23.906	37.159	38.120	247.7	1:39.185	165.29	2.904	12:46:30.234
35 - D1	23.633	36.287	38.185	245.4	1:38.105	167.11	1.824	12:48:08.339
36 - D1	23.205	36.345	38.640	251.7	1:38.190	166.96	1.909	12:49:46.529

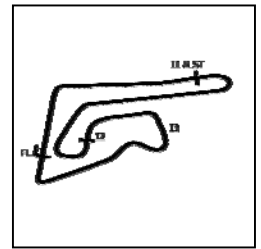
P11 26 GT3AM B-Quik Racing				Audi R8 LMS GT3 2019				
IDEAL LAP TIME : 1:37.008		BEST LAP TIME : 1:37.390		DIFFERENCE : 0.382				
D1: Daniel BILSKI		D2: Henk KIKS						
LAP	SECTOR 1	SECTOR 2	SECTOR 3	SPEED TRAP	LAP TIME	KPH	DIFF	TIME OF DAY
1 - D2		38.717	41.292	233.2	1:51.474	147.06	14.084	11:49:50.802
2 - D2	23.864	36.899	38.846	247.1	1:39.609	164.58	2.219	11:51:30.411
3 - D2	23.918	37.174	39.055	246.0	1:40.147	163.70	2.757	11:53:10.558
4 - D2	24.186	37.020	39.096	243.7	1:40.302	163.45	2.912	11:54:50.860
5 - D2	23.980	36.656	38.685	244.8	1:39.321	165.06	1.931	11:56:30.181
6 - D2	23.892	36.323	39.547	244.8	1:39.762	164.33	2.372	11:58:09.943
7 - D2	23.785	36.345	38.360	246.0	1:38.490	166.45	1.100	11:59:48.433
8 - D2	23.651	36.869	38.585	246.0	1:39.105	165.42	1.715	12:01:27.538
9 - D2	23.790	36.787	38.179	245.4	1:38.756	166.00	1.366	12:03:06.294
10 - D2	23.606	36.600	38.448	246.5	1:38.654	166.18	1.264	12:04:44.948
11 - D2	23.745	37.567	38.470	247.7	1:39.782	164.30	2.392	12:06:24.730
12 - D2	23.744	36.653	38.040	245.4	1:38.437	166.54	1.047	12:08:03.167
13 - D2	23.713	36.178	38.086	245.4	1:37.977	167.32	0.587	12:09:41.144
14 - D2	23.488	36.472	37.975	246.0	1:37.935	167.40	0.545	12:11:19.079
15 - D2	24.099	36.067	39.139	246.0	1:39.305	165.09	1.915	12:12:58.384
16 - D2	23.555	36.426	IN PIT	246.5	1:40.500	P 163.12	3.110	12:14:38.884
17 - D1	OUTLAP	37.520	39.216	238.4	3:08.448	86.99	1:31.058	12:17:47.332
18 - D1	23.862	36.723	38.906	243.2	1:39.491	164.78	2.101	12:19:26.823

Weather / Track : Bright / Dry

Chang International
Circuit Length = 4.554 km
Start: 11:47 Flag 12:49 End: 12:55

Blancpain GT World Challenge Asia

RACE 2 - SECTOR ANALYSIS



SECTOR 1 = FL to I1, SECTOR 2 = I1 to I2 SECTOR 3 = I2 to I3, SECTOR 4 = I3 to FL, DIFF = Difference To Personal Best Lap, P = Crossed Finish Line in Pit Lane, D = Time Disallowed

19 - D1	23.921	36.596	38.220	244.3	1:38.737	166.04	1.347	12:21:05.560
20 - D1	23.761	35.850	38.072	245.4	1:37.683 (3)	167.83	0.293	12:22:43.243
21 - D1	23.616	35.786	38.358	246.0	1:37.760	167.70	0.370	12:24:21.003
22 - D1	23.665	36.052	38.016	245.4	1:37.733	167.74	0.343	12:25:58.736
23 - D1	23.499	35.799	38.092	245.4	1:37.390 (1)	168.33		12:27:36.126
24 - D1	23.515	35.942	38.016	246.0	1:37.473 (2)	168.19	0.083	12:29:13.599
25 - D1	23.507	35.952	38.336	246.0	1:37.795	167.64	0.405	12:30:51.394
26 - D1	23.441	35.901	38.351	247.7	1:37.693	167.81	0.303	12:32:29.087
27 - D1	23.597	36.192	38.971	246.0	1:38.760	166.00	1.370	12:34:07.847
28 - D1	23.740	36.278	38.179	246.5	1:38.197	166.95	0.807	12:35:46.044
29 - D1	23.785	37.109	38.444	244.8	1:39.338	165.03	1.948	12:37:25.382
30 - D1	23.624	43.717	42.386	247.7	1:49.727	149.41	12.337	12:39:15.109
31 - D1	26.440	40.397	41.358	194.2	1:48.195	151.52	10.805	12:41:03.304
32 - D1	29.283	55.563	44.331	122.3	2:09.177	126.91	31.787	12:43:12.481
33 - D1	23.706	38.184	41.720	248.8	1:43.610	158.23	6.220	12:44:56.091
34 - D1	24.027	35.832	38.356	239.4	1:38.215	166.92	0.825	12:46:34.306
35 - D1	23.247	36.740	38.064	249.4	1:38.051	167.20	0.661	12:48:12.357
36 - D1	23.442	36.645	38.077	247.7	1:38.164	167.01	0.774	12:49:50.521

P12 911 GT3S Absolute Racing

Porsche 911 GT3 R

IDEAL LAP TIME : 1:35.208

BEST LAP TIME : 1:35.394

DIFFERENCE : 0.186

D1: Tanart SATHIENTHIRAKUI D2: Philip HAMPRECHT

LAP	SECTOR 1	SECTOR 2	SECTOR 3	SPEED TRAP	LAP TIME	KPH	DIFF	TIME OF DAY
1 - D2		37.233	IN PIT	240.0	1:55.291 P	142.19	19.897	11:49:54.619
2 - D2	OUTLAP	35.780	37.638	238.9	2:40.050	102.43	1:04.656	11:52:34.669
3 - D2	23.348	35.169	37.056	243.2	1:35.573	171.53	0.179	11:54:10.242
4 - D2	23.305	35.207	36.982	242.1	1:35.494 (3)	171.67	0.100	11:55:45.736
5 - D2	23.495	35.047	37.084	242.6	1:35.626	171.44	0.232	11:57:21.362
6 - D2	23.208	35.369	37.102	244.3	1:35.679	171.34	0.285	11:58:57.041
7 - D2	23.245	35.127	37.164	244.3	1:35.536	171.60	0.142	12:00:32.577
8 - D2	23.584	35.139	37.015	242.6	1:35.738	171.24	0.344	12:02:08.315
9 - D2	23.296	35.167	37.053	243.2	1:35.516	171.64	0.122	12:03:43.831
10 - D2	23.231	35.043	37.120	244.3	1:35.394 (1)	171.85		12:05:19.225
11 - D2	23.255	35.320	37.227	244.3	1:35.802	171.12	0.408	12:06:55.027
12 - D2	23.330	35.146	37.344	243.7	1:35.820	171.09	0.426	12:08:30.847
13 - D2	23.325	35.078	37.535	244.3	1:35.878	170.99	0.484	12:10:06.725
14 - D2	23.381	35.124	37.122	243.2	1:35.627	171.44	0.233	12:11:42.352
15 - D2	23.369	35.139	IN PIT	243.2	1:37.018 P	168.98	1.624	12:13:19.370
16 - D1	OUTLAP	35.591	37.472	240.0	3:13.193	84.86	1:37.799	12:16:32.563
17 - D1	23.499	36.000	37.413	241.0	1:36.912	169.16	1.518	12:18:09.475
18 - D1	23.466	35.318	37.035	242.1	1:35.819	171.09	0.425	12:19:45.294
19 - D1	23.506	35.053	37.316	243.2	1:35.875	170.99	0.481	12:21:21.169
20 - D1	23.323	35.053	37.048	244.8	1:35.424 (2)	171.80	0.030	12:22:56.593
21 - D1	23.220	35.596	38.215	245.4	1:37.031	168.96	1.637	12:24:33.624
22 - D1	23.756	35.717	37.474	240.5	1:36.947	169.10	1.553	12:26:10.571
23 - D1	23.401	35.576	38.182	241.0	1:37.159	168.73	1.765	12:27:47.730
24 - D1	24.369	35.431	37.141	241.6	1:36.941	169.11	1.547	12:29:24.671
25 - D1	23.368	35.359	37.494	244.3	1:36.221	170.38	0.827	12:31:00.892
26 - D1	23.318	35.624	38.948	243.7	1:37.890	167.47	2.496	12:32:38.782
27 - D1	23.631	35.303	37.924	242.1	1:36.858	169.26	1.464	12:34:15.640
28 - D1	23.611	36.212	37.545	242.1	1:37.368	168.37	1.974	12:35:53.008
29 - D1	24.520	37.655	40.406	226.8	1:42.581	159.81	7.187	12:37:35.589
30 - D1	24.425	39.257	42.234	239.4	1:45.916	154.78	10.522	12:39:21.505
31 - D1	24.121	39.050	40.586	213.0	1:43.757	158.00	8.363	12:41:05.262
32 - D1	28.112	56.059	43.665	117.2	2:07.836	128.24	32.442	12:43:13.098
33 - D1	23.758	37.778	41.905	243.7	1:43.441	158.49	8.047	12:44:56.539
34 - D1	24.427	36.376	38.571	246.0	1:39.374	164.97	3.980	12:46:35.913
35 - D1	23.339	35.471	37.948	244.3	1:36.758	169.43	1.364	12:48:12.671
36 - D1	23.396	36.786	38.055	246.5	1:38.237	166.88	2.843	12:49:50.908

Weather / Track : Bright / Dry

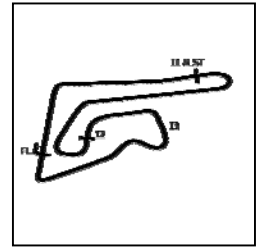
Chang International

Circuit Length = 4.554 km

Start: 11:47 Flag 12:49 End: 12:55

Blancpain GT World Challenge Asia

RACE 2 - SECTOR ANALYSIS



SECTOR 1 = FL to I1, SECTOR 2 = I1 to I2 SECTOR 3 = I2 to I3, SECTOR 4 = I3 to FL, DIFF = Difference To Personal Best Lap, P = Crossed Finish Line in Pit Lane, D = Time Disallowed

P13 128 GT3AM Vattana Motorsport				Lamborghini Huracan GT3 EVO				
IDEAL LAP TIME : 1:36.399		BEST LAP TIME : 1:36.500		DIFFERENCE : 0.101				
D1: Chonsawat ASAVAHAAME		D2: Akihiro ASAI						
LAP	SECTOR 1	SECTOR 2	SECTOR 3	SPEED TRAP	LAP TIME	KPH	DIFF	TIME OF DAY
1 - D2		38.129	38.986	245.4	1:48.076	151.69	11.576	11:49:47.404
2 - D2	23.668	35.925	37.729	247.7	1:37.322	168.45	0.822	11:51:24.726
3 - D2	23.605	35.670	37.705	247.7	1:36.980 (3)	169.04	0.480	11:53:01.706
4 - D2	23.608	36.235	38.179	248.8	1:38.022	167.25	1.522	11:54:39.728
5 - D2	23.671	35.630	37.790	243.7	1:37.091	168.85	0.591	11:56:16.819
6 - D2	23.623	35.726	37.706	244.8	1:37.055	168.91	0.555	11:57:53.874
7 - D2	23.486	35.783	37.809	246.5	1:37.078	168.87	0.578	11:59:30.952
8 - D2	23.729	36.136	37.585	244.8	1:37.450	168.23	0.950	12:01:08.402
9 - D2	23.647	35.565	40.523	244.8	1:39.735	164.37	3.235	12:02:48.137
10 - D2	23.669	35.561	37.924	244.3	1:37.154	168.74	0.654	12:04:25.291
11 - D2	23.487	35.578	37.697	246.0	1:36.762 (2)	169.43	0.262	12:06:02.053
12 - D2	23.574	36.697	37.827	243.7	1:38.098	167.12	1.598	12:07:40.151
13 - D2	23.970	35.766	37.508	244.3	1:37.244	168.59	0.744	12:09:17.395
14 - D2	23.663	35.757	37.797	243.7	1:37.217	168.63	0.717	12:10:54.612
15 - D2	23.560	36.048	37.483	247.1	1:37.091	168.85	0.591	12:12:31.703
16 - D2	23.460	35.627	37.413	247.7	1:36.500 (1)	169.89		12:14:08.203
17 - D2	23.425	35.804	37.753	247.1	1:36.982	169.04	0.482	12:15:45.185
18 - D2	23.940	35.702	37.640	242.1	1:37.282	168.52	0.782	12:17:22.467
19 - D2	23.436	35.910	38.437	244.3	1:37.783	167.66	1.283	12:19:00.250
20 - D2	23.991	36.183	IN PIT	241.0	1:40.081	163.81	3.581	12:20:40.331
21 - D1	OUTLAP	38.841	39.229	235.2	3:11.521	85.60	1:35.021	12:23:51.852
22 - D1	24.030	36.672	38.208	240.0	1:38.910	165.75	2.410	12:25:30.762
23 - D1	23.706	36.291	38.432	243.2	1:38.429	166.56	1.929	12:27:09.191
24 - D1	23.490	37.396	38.961	245.4	1:39.847	164.19	3.347	12:28:49.038
25 - D1	23.639	36.965	39.850	244.8	1:40.454	163.20	3.954	12:30:29.492
26 - D1	23.957	37.006	38.940	243.2	1:39.903	164.10	3.403	12:32:09.395
27 - D1	23.744	36.434	39.013	241.0	1:39.191	165.28	2.691	12:33:48.586
28 - D1	24.021	37.095	38.666	240.0	1:39.782	164.30	3.282	12:35:28.368
29 - D1	23.646	39.966	43.266	244.8	1:46.878	153.39	10.378	12:37:15.246
30 - D1	27.108	47.825	41.929	186.2	1:56.862	140.28	20.362	12:39:12.108
31 - D1	25.981	40.510	41.847	217.3	1:48.338	151.32	11.838	12:41:00.446
32 - D1	28.540	55.548	45.770	119.8	2:09.858	126.24	33.358	12:43:10.304
33 - D1	24.529	37.432	39.206	247.1	1:41.167	162.05	4.667	12:44:51.471
34 - D1	23.764	37.767	40.771	247.7	1:42.302	160.25	5.802	12:46:33.773
35 - D1	23.670	36.568	38.079	244.8	1:38.317	166.75	1.817	12:48:12.090
36 - D1	23.447	37.855	39.323	246.0	1:40.625	162.92	4.125	12:49:52.715

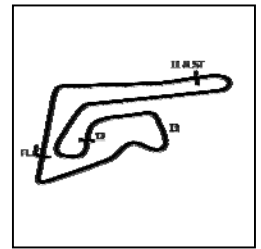
P14 16 GT3PA Modena Motorsports				Porsche 911 GT3 R				
IDEAL LAP TIME : 1:35.083		BEST LAP TIME : 1:35.299		DIFFERENCE : 0.216				
D1: John SHEN		D2: Benny SIMONSEN						
LAP	SECTOR 1	SECTOR 2	SECTOR 3	SPEED TRAP	LAP TIME	KPH	DIFF	TIME OF DAY
1 - D2		36.532	37.528	242.6	1:42.775	159.51	7.476	11:49:42.103
2 - D2	23.094	35.148	37.279	248.2	1:35.521	171.63	0.222	11:51:17.624
3 - D2	23.238	34.941	37.229	246.5	1:35.408 (3)	171.83	0.109	11:52:53.032
4 - D2	23.131	35.288	37.380	247.7	1:35.799	171.13	0.500	11:54:28.831
5 - D2	23.141	35.139	37.424	248.2	1:35.704	171.30	0.405	11:56:04.535
6 - D2	23.304	35.097	37.425	246.0	1:35.826	171.08	0.527	11:57:40.361
7 - D2	23.147	35.034	37.212	246.5	1:35.393 (2)	171.86	0.094	11:59:15.754
8 - D2	23.314	34.945	38.101	245.4	1:36.360	170.13	1.061	12:00:52.114
9 - D2	23.385	35.263	37.732	246.0	1:36.380	170.10	1.081	12:02:28.494
10 - D2	23.157	35.073	37.969	246.5	1:36.199	170.42	0.900	12:04:04.693
11 - D2	23.392	35.115	37.324	246.0	1:35.831	171.07	0.532	12:05:40.524
12 - D2	23.150	35.259	37.441	247.1	1:35.850	171.04	0.551	12:07:16.374
13 - D2	23.237	35.001	37.357	246.5	1:35.595	171.49	0.296	12:08:51.969
14 - D2	23.183	35.068	37.048	246.0	1:35.299 (1)	172.03		12:10:27.268
15 - D2	23.252	35.097	37.216	244.8	1:35.565	171.55	0.266	12:12:02.833
16 - D2	23.381	34.975	37.428	247.1	1:35.784	171.16	0.485	12:13:38.617
17 - D2	23.231	35.124	IN PIT	246.0	1:36.854	169.26	1.555	12:15:15.471
18 - D2	OUTLAP	35.413	37.611	243.7	1:56.910	140.23	21.611	12:17:12.381

Weather / Track : Bright / Dry

Chang International
Circuit Length = 4.554 km
Start: 11:47 Flag 12:49 End: 12:55

Blancpain GT World Challenge Asia

RACE 2 - SECTOR ANALYSIS



SECTOR 1 = FL to I1, SECTOR 2 = I1 to I2 SECTOR 3 = I2 to I3, SECTOR 4 = I3 to FL, DIFF = Difference To Personal Best Lap, P = Crossed Finish Line in Pit Lane, D = Time Disallowed

19 - D2	23.759	34.972	37.507	242.6	1:36.238	170.35	0.939	12:18:48.619
20 - D2	23.307	35.114	37.264	244.3	1:35.685	171.33	0.386	12:20:24.304
21 - D2	23.369	35.268	IN PIT	244.8	1:37.167	P 168.72	1.868	12:22:01.471
22 - D1	OUTLAP	38.718	38.589	210.5	3:36.299	75.79	2:01.000	12:25:37.770
23 - D1	23.875	37.021	39.347	243.7	1:40.243	163.54	4.944	12:27:18.013
24 - D1	24.201	36.793	38.899	243.7	1:39.893	164.11	4.594	12:28:57.906
25 - D1	23.939	37.284	40.344	244.3	1:41.567	161.41	6.268	12:30:39.473
26 - D1	24.332	36.213	38.613	240.0	1:39.158	165.33	3.859	12:32:18.631
27 - D1	24.029	35.948	38.526	242.1	1:38.503	166.43	3.204	12:33:57.134
28 - D1	23.583	36.171	38.392	241.6	1:38.146	167.04	2.847	12:35:35.280
29 - D1	24.422	39.141	39.276	238.9	1:42.839	159.41	7.540	12:37:18.119
30 - D1	25.497	47.810	42.287	182.7	1:55.594	141.82	20.295	12:39:13.713
31 - D1	26.529	40.292	41.721	175.3	1:48.542	151.04	13.243	12:41:02.255
32 - D1	28.361	55.882	45.013	129.1	2:09.256	126.83	33.957	12:43:11.511
33 - D1	23.908	38.730	41.742	248.8	1:44.380	157.06	9.081	12:44:55.891
34 - D1	24.202	37.024	39.065	240.5	1:40.291	163.46	4.992	12:46:36.182
35 - D1	23.338	36.322	38.339	246.5	1:37.999	167.29	2.700	12:48:14.181
36 - D1	23.483	36.028	39.201	246.5	1:38.712	166.08	3.413	12:49:52.893

P15 51 GT3AM AMAC Motorsport

Lamborghini Huracan GT3 EVO

IDEAL LAP TIME : 1:36.234

BEST LAP TIME : 1:36.335

DIFFERENCE : 0.101

D1: Andrew MACPHERSON D2: William Ben PORTER

LAP	SECTOR 1	SECTOR 2	SECTOR 3	SPEED TRAP	LAP TIME	KPH	DIFF	TIME OF DAY
1 - D2		37.743	38.820	245.4	1:47.558	152.42	11.223	11:49:46.886
2 - D2	23.547	35.710	38.046	247.1	1:37.303	168.48	0.968	11:51:24.189
3 - D2	23.585	35.499	37.910	248.2	1:36.994	169.02	0.659	11:53:01.183
4 - D2	23.410	36.672	37.888	248.2	1:37.970	167.34	1.635	11:54:39.153
5 - D2	23.592	35.545	37.840	247.7	1:36.977	169.05	0.642	11:56:16.130
6 - D2	23.660	35.987	37.589	246.0	1:37.236	168.60	0.901	11:57:53.366
7 - D2	23.367	35.853	38.198	249.4	1:37.418	168.28	1.083	11:59:30.784
8 - D2	23.633	36.502	38.617	243.7	1:38.752	166.01	2.417	12:01:09.536
9 - D2	23.480	35.761	38.829	244.8	1:38.070	167.17	1.735	12:02:47.606
10 - D2	23.515	35.503	37.470	244.8	1:36.488	(2) 169.91	0.153	12:04:24.094
11 - D2	23.492	35.813	38.140	245.4	1:37.445	168.24	1.110	12:06:01.539
12 - D2	23.913	36.279	37.985	243.2	1:38.177	166.98	1.842	12:07:39.716
13 - D2	23.515	35.961	37.585	244.8	1:37.061	168.90	0.726	12:09:16.777
14 - D2	23.615	35.803	38.206	243.7	1:37.624	167.93	1.289	12:10:54.401
15 - D2	23.593	35.732	37.578	246.0	1:36.903	169.18	0.568	12:12:31.304
16 - D2	23.334	35.600	37.401	246.0	1:36.335 (1)	170.18		12:14:07.639
17 - D2	23.599	35.702	37.984	244.3	1:37.285	168.51	0.950	12:15:44.924
18 - D2	23.558	35.569	37.763	243.7	1:36.890	(3) 169.20	0.555	12:17:21.814
19 - D2	23.489	36.203	38.311	245.4	1:38.003	167.28	1.668	12:18:59.817
20 - D2	23.521	35.991	IN PIT	244.3	1:38.982	P 165.63	2.647	12:20:38.799
21 - D1	OUTLAP	37.967	41.366	235.8	3:20.483	81.77	1:44.148	12:23:59.282
22 - D1	24.140	37.182	39.441	242.6	1:40.763	162.70	4.428	12:25:40.045
23 - D1	23.995	37.488	39.441	242.6	1:40.924	162.44	4.589	12:27:20.969
24 - D1	23.910	37.437	40.785	243.2	1:42.132	160.52	5.797	12:29:03.101
25 - D1	24.049	37.880	40.457	242.6	1:42.386	160.12	6.051	12:30:45.487
26 - D1	24.492	37.390	41.124	241.0	1:43.006	159.15	6.671	12:32:28.493
27 - D1	24.068	37.443	39.391	243.7	1:40.902	162.47	4.567	12:34:09.395
28 - D1	24.741	37.408	39.795	241.0	1:41.944	160.81	5.609	12:35:51.339
29 - D1	24.623	38.842	40.268	229.2	1:43.733	158.04	7.398	12:37:35.072
30 - D1	24.614	39.152	41.686	241.6	1:45.452	155.46	9.117	12:39:20.524
31 - D1	24.692	39.057	40.586	220.8	1:44.335	157.13	8.000	12:41:04.859
32 - D1	28.114	56.142	43.786	116.3	2:08.042	128.03	31.707	12:43:12.901
33 - D1	23.967	38.163	42.372	246.0	1:44.502	156.88	8.167	12:44:57.403
34 - D1	24.299	38.209	41.730	245.4	1:44.238	157.27	7.903	12:46:41.641
35 - D1	24.457	37.249	40.050	243.2	1:41.756	161.11	5.421	12:48:23.397
36 - D1	23.906	36.886	40.073	243.2	1:40.865	162.53	4.530	12:50:04.262

Weather / Track : Bright / Dry

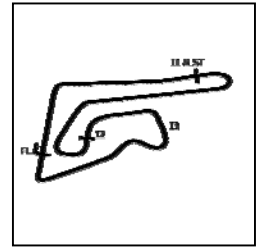
Chang International

Circuit Length = 4.554 km

Start: 11:47 Flag 12:49 End: 12:55

Blancpain GT World Challenge Asia

RACE 2 - SECTOR ANALYSIS



SECTOR 1 = FL to I1, SECTOR 2 = I1 to I2 SECTOR 3 = I2 to I3, SECTOR 4 = I3 to FL, DIFF = Difference To Personal Best Lap, P = Crossed Finish Line in Pit Lane, D = Time Disallowed

P16 88 GT3PA Craft-Bamboo Racing				Mercedes-AMG GT3				
IDEAL LAP TIME : 1:34.419		BEST LAP TIME : 1:34.615		DIFFERENCE : 0.196				
D1: Jeffrey LEE		D2: Alessio PICARIELLO						
LAP	SECTOR 1	SECTOR 2	SECTOR 3	SPEED TRAP	LAP TIME	KPH	DIFF	TIME OF DAY
1 - D2		35.296	36.813	244.3	1:39.697	164.44	5.082	11:49:39.025
2 - D2	23.158	34.840	36.652	245.4	1:34.650 (3)	173.21	0.035	11:51:13.675
3 - D2	23.090	34.887	36.745	244.8	1:34.722	173.07	0.107	11:52:48.397
4 - D2	23.149	34.910	36.877	243.7	1:34.936	172.68	0.321	11:54:23.333
5 - D2	23.228	34.896	36.761	244.3	1:34.885	172.78	0.270	11:55:58.218
6 - D2	23.226	34.835	36.709	244.8	1:34.770	172.99	0.155	11:57:32.988
7 - D2	23.152	34.861	36.889	245.4	1:34.902	172.75	0.287	11:59:07.890
8 - D2	23.058	34.974	36.849	247.7	1:34.881	172.78	0.266	12:00:42.771
9 - D2	23.437	34.859	37.253	243.7	1:35.549	171.58	0.934	12:02:18.320
10 - D2	23.131	34.890	36.799	245.4	1:34.820	172.90	0.205	12:03:53.140
11 - D2	23.109	34.989	36.726	244.8	1:34.824	172.89	0.209	12:05:27.964
12 - D2	23.404	34.919	36.828	243.7	1:35.151	172.29	0.536	12:07:03.115
13 - D2	23.110	34.867	36.780	246.0	1:34.757	173.01	0.142	12:08:37.872
14 - D2	23.106	34.801	36.766	246.0	1:34.673	173.16	0.058	12:10:12.545
15 - D2	23.006	35.663	36.808	247.1	1:35.477	171.71	0.862	12:11:48.022
16 - D2	23.114	34.767	36.745	245.4	1:34.626 (2)	173.25	0.011	12:13:22.648
17 - D2	23.143	34.761	36.711	245.4	1:34.615 (1)	173.27		12:14:57.263
18 - D2	23.149	35.021	37.463	247.7	1:35.633	171.43	1.018	12:16:32.896
19 - D2	23.113	35.365	36.964	243.2	1:35.442	171.77	0.827	12:18:08.338
20 - D2	23.129	34.794	36.995	244.8	1:34.918	172.72	0.303	12:19:43.256
21 - D2	23.067	34.901	IN PIT	246.5	1:36.288 P	170.26	1.673	12:21:19.544
22 - D1	OUTLAP	37.420	39.770	237.3	3:09.962	86.30	1:35.347	12:24:29.506
23 - D1	23.775	36.178	39.643	243.2	1:39.596	164.60	4.981	12:26:09.102
24 - D1	23.718	35.849	39.002	243.2	1:38.569	166.32	3.954	12:27:47.671
25 - D1	24.745	44.124	IN PIT	243.2	2:05.344 P	130.79	30.729	12:29:53.015
26 - D1	OUTLAP	37.594	39.690	238.4	2:46.044	98.73	1:11.429	12:32:39.059
27 - D1	24.366	37.042	39.075	242.6	1:40.483	163.15	5.868	12:34:19.542
28 - D1	24.523	36.697	39.836	241.6	1:41.056	162.23	6.441	12:36:00.598
29 - D1	39.733	50.641	43.181	65.7	2:13.555	122.75	38.940	12:38:14.153
30 - D1	25.942	41.567	57.359	204.9	2:04.868	131.29	30.253	12:40:19.021
31 - D1	51.435	1:00.911	48.856	86.1	2:41.202	101.70	1:06.587	12:43:00.223
32 - D1	25.367	37.462	38.949	239.4	1:41.778	161.07	7.163	12:44:42.001
33 - D1	24.935	37.813	39.815	242.6	1:42.563	159.84	7.948	12:46:24.564
34 - D1	24.502	36.389	38.289	242.6	1:39.180	165.29	4.565	12:48:03.744
35 - D1	23.720	36.294	38.434	243.7	1:38.448	166.52	3.833	12:49:42.192

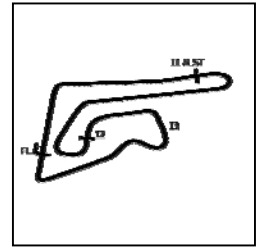
P17 75 GT3PA T2 Motorsports				Ferrari 488 GT3				
IDEAL LAP TIME : 1:35.391		BEST LAP TIME : 1:35.535		DIFFERENCE : 0.144				
D1: David TJIPTOBIANTORO		D2: Rio HARYANTO						
LAP	SECTOR 1	SECTOR 2	SECTOR 3	SPEED TRAP	LAP TIME	KPH	DIFF	TIME OF DAY
1 - D2		37.434	38.616	249.4	1:46.379	154.11	10.844	11:49:45.707
2 - D2	23.345	36.248	37.789	250.0	1:37.382	168.35	1.847	11:51:23.089
3 - D2	23.358	35.698	38.163	250.5	1:37.219	168.63	1.684	11:53:00.308
4 - D2	23.390	35.732	37.828	247.7	1:36.950	169.10	1.415	11:54:37.258
5 - D2	23.391	35.549	37.763	248.2	1:36.703	169.53	1.168	11:56:13.961
6 - D2	23.180	35.642	37.810	250.5	1:36.632	169.65	1.097	11:57:50.593
7 - D2	23.290	35.689	37.406	250.0	1:36.385	170.09	0.850	11:59:26.978
8 - D2	23.201	35.510	37.660	250.5	1:36.371	170.11	0.836	12:01:03.349
9 - D2	23.154	35.684	37.503	248.8	1:36.341	170.17	0.806	12:02:39.690
10 - D2	23.077	35.176	37.282	248.8	1:35.535 (1)	171.60		12:04:15.225
11 - D2	23.183	35.261	38.685	248.8	1:37.129	168.78	1.594	12:05:52.354
12 - D2	23.143	35.832	37.603	250.5	1:36.578	169.75	1.043	12:07:28.932
13 - D2	23.359	35.265	37.478	247.7	1:36.102	170.59	0.567	12:09:05.034
14 - D2	23.152	35.085	37.321	249.4	1:35.558 (2)	171.56	0.023	12:10:40.592
15 - D2	23.130	35.409	37.488	249.4	1:36.027	170.72	0.492	12:12:16.619
16 - D2	23.024	35.179	37.652	249.4	1:35.855 (3)	171.03	0.320	12:13:52.474
17 - D2	23.102	35.146	37.825	250.0	1:36.073	170.64	0.538	12:15:28.547
18 - D2	23.124	35.907	38.620	249.4	1:37.651	167.88	2.116	12:17:06.198
19 - D2	23.061	35.086	IN PIT	248.2	1:36.951 P	169.09	1.416	12:18:43.149

Weather / Track : Bright / Dry

Chang International
Circuit Length = 4.554 km
Start: 11:47 Flag 12:49 End: 12:55

Blancpain GT World Challenge Asia

RACE 2 - SECTOR ANALYSIS



SECTOR 1 = FL to I1, SECTOR 2 = I1 to I2 SECTOR 3 = I2 to I3, SECTOR 4 = I3 to FL, DIFF = Difference To Personal Best Lap, P = Crossed Finish Line in Pit Lane, D = Time Disallowed

20 - D1	OUTLAP	37.907	38.728	238.9	3:03.100	89.53	1:27.565	12:21:46.249
21 - D1	23.620	37.673	40.015	245.4	1:41.308	161.82	5.773	12:23:27.557
22 - D1	23.527	36.176	38.170	246.0	1:37.873	167.50	2.338	12:25:05.430
23 - D1	23.302	36.114	38.218	247.7	1:37.634	167.91	2.099	12:26:43.064
24 - D1	23.451	35.952	37.903	246.5	1:37.306	168.48	1.771	12:28:20.370
25 - D1	23.502	36.388	1:28.721	246.0	2:28.611	110.31	53.076	12:30:48.981
26 - D1	24.825	39.388	IN PIT	240.0	1:49.391	P 149.86	13.856	12:32:38.372
27 - D1	OUTLAP	40.147	40.533	221.7	2:15.129	121.32	39.594	12:34:53.501
28 - D1	23.916	38.047	41.522	244.3	1:43.485	158.42	7.950	12:36:36.986
29 - D1	24.871	57.518	41.173	127.2	2:03.562	132.68	28.027	12:38:40.548
30 - D1	24.148	40.231	46.465	208.4	1:50.844	147.90	15.309	12:40:31.392
31 - D1	51.095	58.487	46.364	62.8	2:35.946	105.12	1:00.411	12:43:07.338
32 - D1	24.909	40.345	43.747	245.4	1:49.001	150.40	13.466	12:44:56.339
33 - D1	24.808	38.448	41.766	241.0	1:45.022	156.10	9.487	12:46:41.361
34 - D1	23.740	36.829	39.941	246.0	1:40.510	163.11	4.975	12:48:21.871
35 - D1	23.601	36.627	40.496	247.1	1:40.724	162.76	5.189	12:50:02.595

P18 55 GT3PA Craft-Bamboo Racing

Mercedes-AMG GT3

IDEAL LAP TIME : 1:35.455

BEST LAP TIME : 1:35.583

DIFFERENCE : 0.128

D1: Daniel AU

D2: Melvin MOH

LAP	SECTOR 1	SECTOR 2	SECTOR 3	SPEED TRAP	LAP TIME	KPH	DIFF	TIME OF DAY
1 - D2		37.147	38.574	243.2	1:45.433	155.49	9.850	11:49:44.761
2 - D2	23.669	35.851	37.773	246.0	1:37.293	168.50	1.710	11:51:22.054
3 - D2	23.477	35.507	37.832	243.7	1:36.816	169.33	1.233	11:52:58.870
4 - D2	23.696	35.475	37.468	242.6	1:36.639	169.64	1.056	11:54:35.509
5 - D2	23.614	36.220	37.511	243.2	1:37.345	168.41	1.762	11:56:12.854
6 - D2	23.542	35.503	37.735	241.6	1:36.780	169.39	1.197	11:57:49.634
7 - D2	23.407	35.455	37.619	243.2	1:36.481	169.92	0.898	11:59:26.115
8 - D2	23.412	35.359	37.319	242.6	1:36.090	170.61	0.507	12:01:02.205
9 - D2	23.384	35.543	37.355	243.7	1:36.282	170.27	0.699	12:02:38.487
10 - D2	23.292	35.263	37.273	242.6	1:35.828	171.08	0.245	12:04:14.315
11 - D2	23.283	35.816	38.670	243.7	1:37.769	167.68	2.186	12:05:52.084
12 - D2	23.317	35.522	37.459	244.3	1:36.298	170.24	0.715	12:07:28.382
13 - D2	23.414	35.027	37.171	243.2	1:35.612 (2)	171.46	0.029	12:09:03.994
14 - D2	23.353	35.110	37.206	242.6	1:35.669 (3)	171.36	0.086	12:10:39.663
15 - D2	23.327	35.111	37.145	243.7	1:35.583 (1)	171.52		12:12:15.246
16 - D2	23.315	35.040	37.618	243.2	1:35.973	170.82	0.390	12:13:51.219
17 - D2	23.332	35.545	37.661	243.2	1:36.538	169.82	0.955	12:15:27.757
18 - D2	23.545	35.687	37.547	243.2	1:36.779	169.40	1.196	12:17:04.536
19 - D2	23.368	35.229	37.432	242.6	1:36.029	170.72	0.446	12:18:40.565
20 - D2	23.494	35.271	37.501	242.6	1:36.266	170.30	0.683	12:20:16.831
21 - D2	23.444	35.714	IN PIT	243.2	1:39.067	P 165.48	3.484	12:21:55.898
22 - D1	OUTLAP	38.065	40.004	235.2	3:17.501	83.00	1:41.918	12:25:13.399
23 - D1	24.125	37.746	42.195	240.5	1:44.066	157.53	8.483	12:26:57.465
24 - D1	24.203	38.227	40.630	240.0	1:43.060	159.07	7.477	12:28:40.525
25 - D1	24.403	1:17.365	42.265	240.0	2:24.033	113.82	48.450	12:31:04.558
26 - D1	24.490	38.049	41.285	240.0	1:43.824	157.90	8.241	12:32:48.382
27 - D1	24.661	38.894	43.011	227.3	1:46.566	153.84	10.983	12:34:34.948
28 - D1	24.337	40.545	43.670	240.5	1:48.552	151.02	12.969	12:36:23.500
29 - D1	27.503	1:02.322	42.120	73.2	2:11.945	124.25	36.362	12:38:35.445
30 - D1	25.427	39.888	46.566	205.3	1:51.881	146.53	16.298	12:40:27.326
31 - D1	50.199	59.878	47.509	66.6	2:37.586	104.03	1:02.003	12:43:04.912
32 - D1	26.049	40.714	43.723	241.6	1:50.486	148.38	14.903	12:44:55.398
33 - D1	24.561	39.297	42.796	241.6	1:46.654	153.71	11.071	12:46:42.052
34 - D1	24.970	39.646	42.296	241.6	1:46.912	153.34	11.329	12:48:28.964
35 - D1	25.271	37.775	40.429	240.0	1:43.475	158.43	7.892	12:50:12.439

P19 888 GT3PA Triple Eight Race Engineering Australia

Mercedes-AMG GT3

IDEAL LAP TIME : 1:34.389

BEST LAP TIME : 1:34.521

DIFFERENCE : 0.132

D1: HH Prince Abdul Rahman D2: Jazeman JAAFAR

LAP	SECTOR 1	SECTOR 2	SECTOR 3	SPEED TRAP	LAP TIME	KPH	DIFF	TIME OF DAY
1 - D2		35.752	36.850	246.0	1:40.267	163.50	5.746	11:49:39.595
2 - D2	23.118	34.957	37.205	247.7	1:35.280	172.06	0.759	11:51:14.875

Weather / Track : Bright / Dry

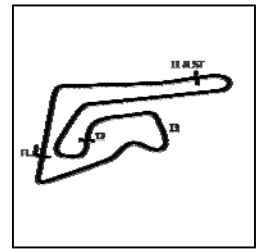
Chang International

Circuit Length = 4.554 km

Start: 11:47 Flag 12:49 End: 12:55

Blancpain GT World Challenge Asia

RACE 2 - SECTOR ANALYSIS



SECTOR 1 = FL to I1, SECTOR 2 = I1 to I2 SECTOR 3 = I2 to I3, SECTOR 4 = I3 to FL, DIFF = Difference To Personal Best Lap, P = Crossed Finish Line in Pit Lane, D = Time Disallowed

3 - D2	23.125	34.955	37.010	246.5	1:35.090	172.40	0.569	11:52:49.965
4 - D2	23.187	34.972	36.936	246.5	1:35.095	172.40	0.574	11:54:25.060
5 - D2	23.234	35.134	36.847	246.5	1:35.215	172.18	0.694	11:56:00.275
6 - D2	23.550	35.122	37.023	244.3	1:35.695	171.31	1.174	11:57:35.970
7 - D2	23.244	35.031	36.871	246.5	1:35.146	172.30	0.625	11:59:11.116
8 - D2	23.229	36.074	37.099	247.1	1:36.402	170.06	1.881	12:00:47.518
9 - D2	23.320	35.468	36.881	247.1	1:35.669	171.36	1.148	12:02:23.187
10 - D2	23.251	35.732	36.837	247.7	1:35.820	171.09	1.299	12:03:59.007
11 - D2	23.114	34.831	36.830	247.1	1:34.775	172.98	0.254	12:05:33.782
12 - D2	23.147	34.956	36.827	247.1	1:34.930	172.69	0.409	12:07:08.712
13 - D2	23.125	34.638	36.758	247.7	1:34.521 (1)	173.44		12:08:43.233
14 - D2	23.187	34.871	36.722	246.5	1:34.780	172.97	0.259	12:10:18.013
15 - D2	23.097	35.235	37.218	246.5	1:35.550	171.57	1.029	12:11:53.563
16 - D2	23.168	34.869	36.696	247.1	1:34.733 (2)	173.05	0.212	12:13:28.296
17 - D2	23.126	34.809	36.801	246.5	1:34.736 (3)	173.05	0.215	12:15:03.032
18 - D2	23.055	34.989	36.868	248.2	1:34.912	172.73	0.391	12:16:37.944
19 - D2	23.218	35.560	37.329	246.5	1:36.107	170.58	1.586	12:18:14.051
20 - D2	23.219	35.081	37.091	245.4	1:35.391	171.86	0.870	12:19:49.442
21 - D2	23.244	35.387	IN PIT	246.5	1:37.706	P 167.79	3.185	12:21:27.148
22 - D1	OUTLAP	36.535	38.534	243.2	3:06.028	88.12	1:31.507	12:24:33.176
23 - D1	24.243	36.011	38.159	243.2	1:38.413	166.58	3.892	12:26:11.589
24 - D1	23.255	35.705	38.052	246.5	1:37.012	168.99	2.491	12:27:48.601
25 - D1	23.957	1:47.993	IN PIT	247.1	3:09.038	P 86.72	1:34.517	12:30:57.639
26 - D1	OUTLAP	37.219	39.247	240.5	4:13.254	64.73	2:38.733	12:35:10.893
27 - D1	23.709	37.381	40.003	245.4	1:41.093	162.17	6.572	12:36:51.986
28 - D1	26.114	44.891	41.103	229.2	1:52.108	146.23	17.587	12:38:44.094
29 - D1	26.035	39.322	44.164	220.8	1:49.521	149.69	15.000	12:40:33.615
30 - D1	50.915	58.337	45.784	67.0	2:35.036	105.74	1:00.515	12:43:08.651
31 - D1	23.802	38.336	40.047	249.4	1:42.185	160.43	7.664	12:44:50.836
32 - D1	23.652	35.982	38.145	246.5	1:37.779	167.66	3.258	12:46:28.615
33 - D1	23.356	36.227	39.573	247.1	1:39.156	165.33	4.635	12:48:07.771
34 - D1	23.549	36.138	38.937	247.7	1:38.624	166.23	4.103	12:49:46.395

P20 8 GT3PA ARN Racing

Porsche 911 GT3 R

IDEAL LAP TIME : 1:35.416

BEST LAP TIME : 1:35.542

DIFFERENCE : 0.126

D1: Hiroaki NAGAI

D2: Yuta KAMIMURA

LAP	SECTOR 1	SECTOR 2	SECTOR 3	SPEED TRAP	LAP TIME	KPH	DIFF	TIME OF DAY
1 - D2		39.178	39.747	241.6	1:49.403	149.85	13.861	11:49:48.731
2 - D2	23.310	35.953	38.024	247.7	1:37.287	168.51	1.745	11:51:26.018
3 - D2	23.447	35.182	37.534	246.5	1:36.163	170.48	0.621	11:53:02.181
4 - D2	23.253	35.578	37.880	247.7	1:36.711	169.51	1.169	11:54:38.892
5 - D2	23.330	35.074	37.294	251.7	1:35.698 (3)	171.31	0.156	11:56:14.590
6 - D2	23.270	35.200	37.772	246.0	1:36.242	170.34	0.700	11:57:50.832
7 - D2	23.268	35.724	37.547	248.8	1:36.539	169.82	0.997	11:59:27.371
8 - D2	23.271	36.136	37.289	246.5	1:36.696	169.54	1.154	12:01:04.067
9 - D2	23.302	35.790	37.654	246.5	1:36.746	169.45	1.204	12:02:40.813
10 - D2	23.246	35.011	37.285	246.0	1:35.542 (1)	171.59		12:04:16.355
11 - D2	23.172	35.068	38.456	246.5	1:36.696	169.54	1.154	12:05:53.051
12 - D2	23.265	35.319	37.591	245.4	1:36.175	170.46	0.633	12:07:29.226
13 - D2	23.222	35.433	37.401	247.1	1:36.056	170.67	0.514	12:09:05.282
14 - D2	23.190	35.128	37.409	248.8	1:35.727	171.26	0.185	12:10:41.009
15 - D2	23.304	35.367	37.595	246.0	1:36.266	170.30	0.724	12:12:17.275
16 - D2	23.261	35.046	37.384	246.0	1:35.691 (2)	171.32	0.149	12:13:52.966
17 - D2	23.120	35.192	37.952	247.1	1:36.264	170.30	0.722	12:15:29.230
18 - D2	23.142	35.375	38.813	246.5	1:37.330	168.44	1.788	12:17:06.560
19 - D2	23.364	35.039	IN PIT	245.4	1:37.773	P 167.67	2.231	12:18:44.333
20 - D1	OUTLAP	36.127	39.195	244.3	3:05.529	88.36	1:29.987	12:21:49.862
21 - D1	23.850	35.792	38.915	244.3	1:38.557	166.34	3.015	12:23:28.419
22 - D1	23.806	35.460	38.527	245.4	1:37.793	167.64	2.251	12:25:06.212
23 - D1	23.549	36.567	38.223	245.4	1:38.339	166.71	2.797	12:26:44.551
24 - D1	23.578	36.957	38.495	244.8	1:39.030	165.54	3.488	12:28:23.581
25 - D1	23.573	35.417	38.510	246.0	1:37.500	168.14	1.958	12:30:01.081
26 - D1	23.531	35.955	38.020	245.4	1:37.506	168.13	1.964	12:31:38.587
27 - D1	23.531	35.701	38.451	244.3	1:37.683	167.83	2.141	12:33:16.270

Chang International

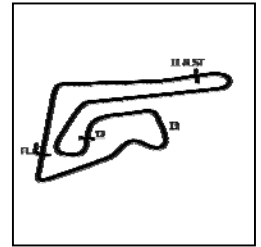
Circuit Length = 4.554 km

Start: 11:47 Flag 12:49 End: 12:55

Weather / Track : Bright / Dry

Blancpain GT World Challenge Asia

RACE 2 - SECTOR ANALYSIS



SECTOR 1 = FL to I1, SECTOR 2 = I1 to I2 SECTOR 3 = I2 to I3, SECTOR 4 = I3 to FL, DIFF = Difference To Personal Best Lap, P = Crossed Finish Line in Pit Lane, D = Time Disallowed

28 - D1	23.573	35.881	38.168	243.2	1:37.622	167.93	2.080	12:34:53.892
29 - D1	23.702	37.096	40.456	235.2	1:41.254	161.91	5.712	12:36:35.146
30 - D1	24.612	56.307	42.601	149.7	2:03.520	132.72	27.978	12:38:38.666
31 - D1	24.403	40.397	47.129	183.6	1:51.929	146.47	16.387	12:40:30.595
32 - D1	50.963	58.397	46.413	60.5	2:35.773	105.24	1:00.231	12:43:06.368
33 - D1	25.435	38.493	IN PIT	242.1	2:15.454	121.03	39.912	12:45:21.822

P21 81 GT4AM BMW Team Studie

BMW M4 GT4

IDEAL LAP TIME : 1:45.379

BEST LAP TIME : 1:45.469

DIFFERENCE : 0.090

D1: Takayuki KINOSHITA

D2: Sunako JUKUCHOU

LAP	SECTOR 1	SECTOR 2	SECTOR 3	SPEED TRAP	LAP TIME	KPH	DIFF	TIME OF DAY
1 - D2		40.274	41.926	231.7	1:55.676	141.72	10.207	11:49:55.004
2 - D2	25.614	38.995	41.615	216.8	1:46.224	154.33	0.755	11:51:41.228
3 - D2	25.763	38.991	41.794	228.8	1:46.548	153.86	1.079	11:53:27.776
4 - D2	25.535	39.122	41.573	229.2	1:46.230	154.32	0.761	11:55:14.006
5 - D2	25.613	39.155	41.296	229.2	1:46.064	154.57	0.595	11:57:00.070
6 - D2	25.548	38.906	41.434	229.7	1:45.888	154.82	0.419	11:58:45.958
7 - D2	25.536	38.958	41.425	229.7	1:45.919	154.78	0.450	12:00:31.877
8 - D2	25.699	39.058	41.542	230.7	1:46.299	154.22	0.830	12:02:18.176
9 - D2	25.581	39.557	42.314	231.2	1:47.452	152.57	1.983	12:04:05.628
10 - D2	25.521	39.563	42.653	230.2	1:47.737	152.17	2.268	12:05:53.365
11 - D2	25.465	38.922	41.638	231.2	1:46.025	154.62	0.556	12:07:39.390
12 - D2	26.015	38.719	41.315	231.2	1:46.049	154.59	0.580	12:09:25.439
13 - D2	25.492	38.931	41.374	229.2	1:45.797	154.96	0.328	12:11:11.236
14 - D2	25.364	38.768	41.337	231.2	1:45.469 (1)	155.44		12:12:56.705
15 - D2	25.440	38.810	41.324	231.2	1:45.574 (2)	155.28	0.105	12:14:42.279
16 - D2	25.407	38.771	41.420	231.2	1:45.598 (3)	155.25	0.129	12:16:27.877
17 - D2	25.403	39.211	41.439	229.2	1:46.053	154.58	0.584	12:18:13.930
18 - D2	25.502	39.035	IN PIT	230.7	1:48.917	150.52	3.448	12:20:02.847
19 - D1	OUTLAP	40.444	43.160	226.4	3:27.500	79.00	1:42.031	12:23:30.347
20 - D1	25.772	39.425	41.864	230.7	1:47.061	153.13	1.592	12:25:17.408
21 - D1	25.518	39.312	41.663	230.7	1:46.493	153.94	1.024	12:27:03.901
22 - D1	25.442	39.262	42.510	229.7	1:47.214	152.91	1.745	12:28:51.115
23 - D1	25.633	39.979	42.295	230.2	1:47.907	151.93	2.438	12:30:39.022
24 - D1	25.814	39.594	41.729	230.7	1:47.137	153.02	1.668	12:32:26.159
25 - D1	25.681	39.773	42.041	229.7	1:47.495	152.51	2.026	12:34:13.654
26 - D1	25.823	40.530	43.144	219.5	1:49.497	149.72	4.028	12:36:03.151
27 - D1	38.172	52.886	44.374	61.7	2:15.432	121.05	29.963	12:38:18.583
28 - D1	25.852	41.203	54.913	227.3	2:01.968	134.41	16.499	12:40:20.551
29 - D1	51.247	1:00.544	48.543	79.2	2:40.334	102.25	54.865	12:43:00.885
30 - D1	26.150	40.558	41.927	228.8	1:48.635	150.91	3.166	12:44:49.520
31 - D1	25.504	40.636	43.866	233.2	1:50.006	149.03	4.537	12:46:39.526
32 - D1	25.902	40.781	42.244	229.2	1:48.927	150.50	3.458	12:48:28.453
33 - D1	26.138	39.774	42.209	229.7	1:48.121	151.63	2.652	12:50:16.574

P22 11 GT4AM GTO Racing with TTR

Mercedes-AMG GT4

IDEAL LAP TIME : 1:45.819

BEST LAP TIME : 1:46.187

DIFFERENCE : 0.368

D1: Brian LEE

D2: Tony FONG

LAP	SECTOR 1	SECTOR 2	SECTOR 3	SPEED TRAP	LAP TIME	KPH	DIFF	TIME OF DAY
1 - D2		40.688	41.725	221.7	1:57.471	139.56	11.284	11:49:56.799
2 - D2	26.225	39.532	41.683	228.3	1:47.440	152.59	1.253	11:51:44.239
3 - D2	26.268	39.466	41.438	226.8	1:47.172	152.97	0.985	11:53:31.411
4 - D2	26.348	39.404	42.119	225.0	1:47.871	151.98	1.684	11:55:19.282
5 - D2	26.114	39.413	41.424	226.4	1:46.951	153.28	0.764	11:57:06.233
6 - D2	26.121	39.595	42.202	225.9	1:47.918	151.91	1.731	11:58:54.151
7 - D2	26.635	39.615	41.611	224.5	1:47.861	151.99	1.674	12:00:42.012
8 - D2	26.293	40.424	1:06.179	226.8	2:12.896	123.36	26.709	12:02:54.908
9 - D2	26.147	39.780	41.903	227.3	1:47.830	152.03	1.643	12:04:42.738
10 - D2	26.559	39.579	41.808	225.9	1:47.946	151.87	1.759	12:06:30.684
11 - D2	26.261	39.799	42.007	225.4	1:48.067	151.70	1.880	12:08:18.751
12 - D2	26.320	39.519	41.726	223.6	1:47.565	152.41	1.378	12:10:06.316
13 - D2	26.127	40.061	42.025	226.4	1:48.213	151.50	2.026	12:11:54.529
14 - D2	26.207	39.870	43.120	227.3	1:49.197	150.13	3.010	12:13:43.726

Weather / Track : Bright / Dry

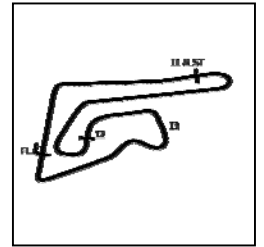
Chang International

Circuit Length = 4.554 km

Start: 11:47 Flag 12:49 End: 12:55

Blancpain GT World Challenge Asia

RACE 2 - SECTOR ANALYSIS



SECTOR 1 = FL to I1, SECTOR 2 = I1 to I2 SECTOR 3 = I2 to I3, SECTOR 4 = I3 to FL, DIFF = Difference To Personal Best Lap, P = Crossed Finish Line in Pit Lane, D = Time Disallowed

Lap	Driver	Sector 1	Sector 2	Sector 3	Speed Trap	Lap Time	KPH	Diff	Time of Day
15 - D2		26.192	40.240	IN PIT	228.3	1:51.951	P 146.44	5.764	12:15:35.677
16 - D1	OUTLAP		39.924	42.743	224.0	3:25.351	79.83	1:39.164	12:19:01.028
17 - D1		25.791	39.061	41.457	227.3	1:46.309	(2) 154.21	0.122	12:20:47.337
18 - D1		25.719	39.539	41.665	227.8	1:46.923	153.32	0.736	12:22:34.260
19 - D1		25.977	39.848	41.418	226.4	1:47.243	152.87	1.056	12:24:21.503
20 - D1		25.738	39.222	42.142	227.3	1:47.102	153.07	0.915	12:26:08.605
21 - D1		26.501	39.349	41.212	226.8	1:47.062	153.12	0.875	12:27:55.667
22 - D1		26.593	40.001	42.287	226.4	1:48.881	150.57	2.694	12:29:44.548
23 - D1		25.893	39.230	41.253	226.8	1:46.376	(3) 154.11	0.189	12:31:30.924
24 - D1		25.949	39.185	41.469	227.3	1:46.603	153.78	0.416	12:33:17.527
25 - D1		25.737	39.907	41.326	226.8	1:46.970	153.26	0.783	12:35:04.497
26 - D1		25.582	39.737	41.582	227.8	1:46.901	153.36	0.714	12:36:51.398
27 - D1		25.981	44.938	41.497	226.8	1:52.416	145.83	6.229	12:38:43.814
28 - D1		25.938	39.348	44.315	226.8	1:49.601	149.58	3.414	12:40:33.415
29 - D1		50.689	58.384	45.862	68.1	2:34.935	105.81	48.748	12:43:08.350
30 - D1		25.657	39.967	42.970	228.8	1:48.594	150.96	2.407	12:44:56.944
31 - D1		25.811	39.365	41.637	231.2	1:46.813	153.48	0.626	12:46:43.757
32 - D1		25.694	39.299	41.194	228.3	1:46.187	(1) 154.39		12:48:29.944
33 - D1		26.066	39.043	41.911	228.8	1:47.020	153.19	0.833	12:50:16.964

P23 77 GT4AM Craft-Bamboo Racing

Mercedes-AMG GT4

IDEAL LAP TIME : 1:45.531

BEST LAP TIME : 1:45.829

DIFFERENCE : 0.298

D1: Frank YU

D2: Jean-Marc MERLIN

LAP	SECTOR 1	SECTOR 2	SECTOR 3	SPEED TRAP	LAP TIME	KPH	DIFF	TIME OF DAY
1 - D2		40.201	41.742	230.2	1:55.267	142.22	9.438	11:49:54.595
2 - D2	25.858	39.893	41.461	225.4	1:47.212	152.91	1.383	11:51:41.807
3 - D2	25.839	39.207	41.522	228.3	1:46.568	153.83	0.739	11:53:28.375
4 - D2	25.614	39.279	41.270	229.2	1:46.163	154.42	0.334	11:55:14.538
5 - D2	25.500	39.284	41.279	230.2	1:46.063	154.57	0.234	11:57:00.601
6 - D2	25.623	38.971	41.260	229.2	1:45.854	(2) 154.87	0.025	11:58:46.455
7 - D2	25.649	39.264	41.719	228.8	1:46.632	153.74	0.803	12:00:33.087
8 - D2	25.781	39.179	41.187	228.3	1:46.147	154.44	0.318	12:02:19.234
9 - D2	25.755	39.849	41.862	229.2	1:47.466	152.55	1.637	12:04:06.700
10 - D2	25.528	39.091	42.741	230.7	1:47.360	152.70	1.531	12:05:54.060
11 - D2	25.828	39.240	41.827	228.8	1:46.895	153.36	1.066	12:07:40.955
12 - D2	25.684	39.378	41.365	230.7	1:46.427	154.04	0.598	12:09:27.382
13 - D2	25.701	38.877	41.251	228.8	1:45.829	(1) 154.97		12:11:13.217
14 - D2	25.717	39.003	41.836	228.3	1:46.556	153.85	0.727	12:12:59.767
15 - D2	25.645	38.844	41.519	228.3	1:46.008	154.65	0.179	12:14:45.775
16 - D2	25.614	38.924	41.331	228.8	1:45.869	(3) 154.85	0.040	12:16:31.644
17 - D2	26.542	39.801	IN PIT	226.8	1:50.640	P 148.17	4.811	12:18:22.284
18 - D1	OUTLAP	39.906	42.837	225.4	3:32.978	76.97	1:47.149	12:21:55.262
19 - D1	25.682	39.568	41.614	227.8	1:46.864	153.41	1.035	12:23:42.126
20 - D1	26.093	39.317	41.694	228.3	1:47.104	153.06	1.275	12:25:29.230
21 - D1	25.793	39.632	41.755	227.8	1:47.180	152.96	1.351	12:27:16.410
22 - D1	25.638	40.041	43.664	227.8	1:49.343	149.93	3.514	12:29:05.753
23 - D1	25.851	40.430	43.607	227.8	1:49.888	149.19	4.059	12:30:55.641
24 - D1	25.890	40.839	42.004	227.3	1:48.733	150.77	2.904	12:32:44.374
25 - D1	25.764	40.681	41.842	227.8	1:48.287	151.39	2.458	12:34:32.661
26 - D1	25.789	40.297	43.005	227.8	1:49.091	150.28	3.262	12:36:21.752
27 - D1	28.312	1:02.168	42.241	81.3	2:12.721	123.52	26.892	12:38:34.473
28 - D1	25.802	39.376	46.741	228.8	1:51.919	146.48	6.090	12:40:26.392
29 - D1	50.354	59.748	47.897	68.0	2:37.999	103.76	52.170	12:43:04.391
30 - D1	27.602	43.136	43.300	217.3	1:54.038	143.76	8.209	12:44:58.429
31 - D1	25.545	39.237	41.710	231.7	1:46.492	153.94	0.663	12:46:44.921
32 - D1	25.664	39.268	41.542	230.2	1:46.474	153.97	0.645	12:48:31.395
33 - D1	25.611	40.157	42.912	230.2	1:48.680	150.85	2.851	12:50:20.075

P24 111 GT4AM Team iRace.Win

Mercedes-AMG GT4

IDEAL LAP TIME : 1:45.247

BEST LAP TIME : 1:45.597

DIFFERENCE : 0.350

D1: Setiawan SANTOSO

D2: Ringo CHONG

LAP	SECTOR 1	SECTOR 2	SECTOR 3	SPEED TRAP	LAP TIME	KPH	DIFF	TIME OF DAY
1 - D2		39.899	41.936	230.7	1:54.971	142.59	9.374	11:49:54.299

Chang International

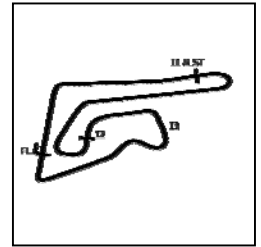
Circuit Length = 4.554 km

Start: 11:47 Flag 12:49 End: 12:55

Weather / Track : Bright / Dry

Blancpain GT World Challenge Asia

RACE 2 - SECTOR ANALYSIS



SECTOR 1 = FL to I1, SECTOR 2 = I1 to I2 SECTOR 3 = I2 to I3, SECTOR 4 = I3 to FL, DIFF = Difference To Personal Best Lap, P = Crossed Finish Line in Pit Lane, D = Time Disallowed

2 - D2	26.192	40.103	42.108	226.4	1:48.403	151.23	2.806	11:51:42.702
3 - D2	26.002	39.049	41.218	228.8	1:46.269	154.27	0.672	11:53:28.971
4 - D2	25.879	39.064	41.020	227.8	1:45.963 (2)	154.71	0.366	11:55:14.934
5 - D2	25.777	39.096	41.550	227.8	1:46.423	154.04	0.826	11:57:01.357
6 - D2	25.918	38.622	41.057	227.8	1:45.597 (1)	155.25		11:58:46.954
7 - D2	25.694	39.191	41.542	229.2	1:46.427	154.04	0.830	12:00:33.381
8 - D2	26.061	39.004	41.503	228.3	1:46.568	153.83	0.971	12:02:19.949
9 - D2	25.901	39.343	42.754	228.3	1:47.998	151.80	2.401	12:04:07.947
10 - D2	25.966	39.399	43.089	229.2	1:48.454	151.16	2.857	12:05:56.401
11 - D2	26.093	40.807	41.748	227.8	1:48.648	150.89	3.051	12:07:45.049
12 - D2	26.370	39.282	41.230	225.9	1:46.882	153.38	1.285	12:09:31.931
13 - D2	25.867	38.638	41.538	227.3	1:46.043	154.60	0.446	12:11:17.974
14 - D2	26.120	38.951	41.417	227.3	1:46.488	153.95	0.891	12:13:04.462
15 - D2	25.949	38.575	41.447	227.8	1:45.971 (3)	154.70	0.374	12:14:50.433
16 - D2	25.917	38.666	41.470	227.8	1:46.053	154.58	0.456	12:16:36.486
17 - D2	25.652	39.426	41.243	228.8	1:46.321	154.19	0.724	12:18:22.807
18 - D2	26.128	39.075	IN PIT	226.4	1:50.025	P 149.00	4.428	12:20:12.832
19 - D1	OUTLAP	39.686	43.009	228.3	3:18.438	82.61	1:32.841	12:23:31.270
20 - D1	25.936	39.862	41.489	228.3	1:47.287	152.80	1.690	12:25:18.557
21 - D1	25.779	39.319	41.706	228.3	1:46.804	153.49	1.207	12:27:05.361
22 - D1	25.729	40.175	41.663	228.8	1:47.567	152.41	1.970	12:28:52.928
23 - D1	25.787	39.887	43.074	228.8	1:48.748	150.75	3.151	12:30:41.676
24 - D1	25.696	39.659	43.650	228.3	1:49.005	150.40	3.408	12:32:30.681
25 - D1	25.845	39.693	42.745	228.8	1:48.283	151.40	2.686	12:34:18.964
26 - D1	26.408	40.094	43.140	227.3	1:49.642	149.52	4.045	12:36:08.606
27 - D1	35.648	1:03.668	41.804	54.9	2:21.120	116.17	35.523	12:38:29.726
28 - D1	25.919	40.059	47.108	227.8	1:53.086	144.97	7.489	12:40:22.812
29 - D1	51.300	1:00.162	48.009	71.7	2:39.471	102.80	53.874	12:43:02.283
30 - D1	26.899	40.315	44.812	227.3	1:52.026	146.34	6.429	12:44:54.309
31 - D1	25.872	41.247	41.978	228.3	1:49.097	150.27	3.500	12:46:43.406
32 - D1	26.028	40.105	41.212	225.9	1:47.345	152.72	1.748	12:48:30.751
33 - D1	26.114	40.512	42.846	227.3	1:49.472	149.75	3.875	12:50:20.223

P25 80 GT4AM Racing Spirit Team

Porsche Cayman GT4 Clubsport MR

IDEAL LAP TIME : 1:46.995

BEST LAP TIME : 1:47.170

DIFFERENCE : 0.175

D1: Munkong SATHIENTHIRAI D2: Preeda TANTEM SAPYA

LAP	SECTOR 1	SECTOR 2	SECTOR 3	SPEED TRAP	LAP TIME	KPH	DIFF	TIME OF DAY
1 - D2		41.251	42.324	225.4	1:59.266	137.45	12.096	11:49:58.594
2 - D2	26.183	40.233	42.679	228.3	1:49.095	150.27	1.925	11:51:47.689
3 - D2	26.249	40.436	42.640	225.9	1:49.325	149.96	2.155	11:53:37.014
4 - D2	26.618	40.500	42.224	221.7	1:49.342	149.93	2.172	11:55:26.356
5 - D2	26.409	40.371	42.223	222.6	1:49.003	150.40	1.833	11:57:15.359
6 - D2	26.429	40.489	42.105		1:49.023	150.37	1.853	11:59:04.382
7 - D2	26.438	42.002	43.502	225.4	1:51.942	146.45	4.772	12:00:56.324
8 - D2	27.389	41.326	44.848	219.9	1:53.563	144.36	6.393	12:02:49.887
9 - D2	26.959	40.434	42.921	220.8	1:50.314	148.61	3.144	12:04:40.201
10 - D2	26.583	40.188	43.279	223.1	1:50.050	148.97	2.880	12:06:30.251
11 - D2	26.711	40.329	42.194		1:49.234	150.08	2.064	12:08:19.485
12 - D2	26.396	39.981	42.345	223.6	1:48.722	150.79	1.552	12:10:08.207
13 - D2	26.280	42.615	43.713	227.3	1:52.608	145.58	5.438	12:12:00.815
14 - D2	27.800	41.311	IN PIT	220.8	1:58.374	P 138.49	11.204	12:13:59.189
15 - D1	OUTLAP	40.537	42.368	219.5	3:19.107	82.33	1:31.937	12:17:18.296
16 - D1	26.385	40.329	41.937	226.8	1:48.651	150.89	1.481	12:19:06.947
17 - D1	26.056	39.594	41.582		1:47.232 (2)	152.88	0.062	12:20:54.179
18 - D1	25.892	39.593	41.685	224.5	1:47.170 (1)	152.97		12:22:41.349
19 - D1	26.067	39.778	42.848	227.3	1:48.693	150.83	1.523	12:24:30.042
20 - D1	26.385	42.375	41.926	223.1	1:50.686	148.11	3.516	12:26:20.728
21 - D1	25.961	40.243	42.094	225.9	1:48.298	151.38	1.128	12:28:09.026
22 - D1	26.219	39.752	42.081	226.4	1:48.052	151.72	0.882	12:29:57.078
23 - D1	26.477	40.262	41.814	224.0	1:48.553	151.02	1.383	12:31:45.631
24 - D1	26.290	39.521	41.725	222.2	1:47.536 (3)	152.45	0.366	12:33:33.167
25 - D1	26.041	40.733	42.103	210.1	1:48.877	150.57	1.707	12:35:22.044
26 - D1	26.273	43.076	43.303	211.7	1:52.652	145.53	5.482	12:37:14.696
27 - D1	27.104	47.194	42.582	188.1	1:56.880	140.26	9.710	12:39:11.576

Weather / Track : Bright / Dry

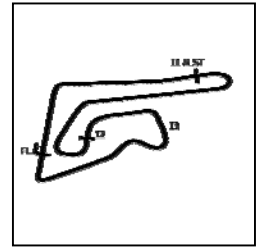
Chang International

Circuit Length = 4.554 km

Start: 11:47 Flag 12:49 End: 12:55

Blancpain GT World Challenge Asia

RACE 2 - SECTOR ANALYSIS



SECTOR 1 = FL to I1, SECTOR 2 = I1 to I2 SECTOR 3 = I2 to I3, SECTOR 4 = I3 to FL, DIFF = Difference To Personal Best Lap, P = Crossed Finish Line in Pit Lane, D = Time Disallowed

28 - D1	26.128	40.368	42.008	224.5	1:48.504	151.09	1.334	12:41:00.080
29 - D1	28.199	55.505	46.054	133.4	2:09.758	126.34	22.588	12:43:09.838
30 - D1	28.119	40.250	42.304	222.6	1:50.673	148.13	3.503	12:45:00.511
31 - D1	26.153	39.917	42.059	225.0	1:48.129	151.61	0.959	12:46:48.640
32 - D1	26.067	39.927	42.189		1:48.183	151.54	1.013	12:48:36.823
33 - D1	26.158	39.921	42.021	224.0	1:48.100	151.65	0.930	12:50:24.923

P26 13 GT3PA Audi Sport Asia Team Absolute Racing Audi R8 LMS GT3 2019

IDEAL LAP TIME : 1:35.017 BEST LAP TIME : 1:35.305 DIFFERENCE : 0.288

D1: Jingzu SUN D2: Congfu CHENG

LAP	SECTOR 1	SECTOR 2	SECTOR 3	SPEED TRAP	LAP TIME	KPH	DIFF	TIME OF DAY
1 - D2		36.445	37.449	244.3	1:42.441	160.03	7.136	11:49:41.769
2 - D2	23.212	34.970	37.274	248.8	1:35.456	171.74	0.151	11:51:17.225
3 - D2	23.235	34.992	37.334	247.7	1:35.561	171.55	0.256	11:52:52.786
4 - D2	23.181	35.245	37.377	247.7	1:35.803	171.12	0.498	11:54:28.589
5 - D2	23.267	35.100	37.113	248.8	1:35.480	171.70	0.175	11:56:04.069
6 - D2	23.209	35.175	37.054	247.7	1:35.438	171.78	0.133	11:57:39.507
7 - D2	23.134	35.095	37.077	248.8	1:35.306 (2)	172.01	0.001	11:59:14.813
8 - D2	23.149	35.163	38.233	246.5	1:36.545	169.81	1.240	12:00:51.358
9 - D2	23.378	34.829	37.173	246.0	1:35.380 (3)	171.88	0.075	12:02:26.738
10 - D2	23.223	35.354	38.369	246.0	1:36.946	169.10	1.641	12:04:03.684
11 - D2	23.460	34.877	37.322	245.4	1:35.659	171.38	0.354	12:05:39.343
12 - D2	23.259	35.144	37.074	246.0	1:35.477	171.71	0.172	12:07:14.820
13 - D2	23.471	34.960	37.286	244.3	1:35.717	171.27	0.412	12:08:50.537
14 - D2	23.299	34.906	37.237	245.4	1:35.442	171.77	0.137	12:10:25.979
15 - D2	23.263	35.196	37.193	244.8	1:35.652	171.39	0.347	12:12:01.631
16 - D2	23.571	35.335	37.524	245.4	1:36.430	170.01	1.125	12:13:38.061
17 - D2	23.258	34.914	37.133	245.4	1:35.305 (1)	172.02		12:15:13.366
18 - D2	23.247	35.038	37.501	245.4	1:35.786	171.15	0.481	12:16:49.152
19 - D2	23.374	35.170	37.495	244.3	1:36.039	170.70	0.734	12:18:25.191
20 - D2	23.253	35.141	37.331	245.4	1:35.725	171.26	0.420	12:20:00.916
21 - D2	23.484	35.151	IN PIT	245.4	1:37.681 P	167.83	2.376	12:21:38.597
22 - D1	OUTLAP	36.294	38.627	240.0	3:05.768	88.25	1:30.463	12:24:44.365
23 - D1	23.742	35.673	38.285	242.6	1:37.700	167.80	2.395	12:26:22.065
24 - D1	23.884	36.347	38.594	244.3	1:38.825	165.89	3.520	12:28:00.890
25 - D1	23.587	36.439	52.926	244.8	1:52.952	145.14	17.647	12:29:53.842
26 - D1	23.859	36.073	38.532	244.3	1:38.464	166.50	3.159	12:31:32.306
27 - D1	23.861	36.819	39.238	243.7	1:39.918	164.07	4.613	12:33:12.224
28 - D1	23.904	36.363	38.627	244.3	1:38.894	165.77	3.589	12:34:51.118
29 - D1	23.768	35.919	39.458	243.7	1:39.145	165.35	3.840	12:36:30.263
30 - D1	24.455	1:00.792	42.378	164.3	2:07.625	128.45	32.320	12:38:37.888
31 - D1	24.643	40.253	46.907	193.8	1:51.803	146.63	16.498	12:40:29.691
32 - D1	50.619	58.836	46.662	59.3	2:36.117	105.01	1:00.812	12:43:05.808

P27 199 GT4AM Team iRace.Win

Mercedes-AMG GT4

IDEAL LAP TIME : 1:46.620 BEST LAP TIME : 1:46.620 DIFFERENCE : 0.000

D1: Angelo NEGRO D2: Alan YEO

LAP	SECTOR 1	SECTOR 2	SECTOR 3	SPEED TRAP	LAP TIME	KPH	DIFF	TIME OF DAY
1 - D2		41.160	42.394	225.4	1:58.709	138.10	12.089	11:49:58.037
2 - D2	26.088	39.660	42.539	227.3	1:48.287 (3)	151.39	1.667	11:51:46.324
3 - D2	26.918	40.049	42.767	224.5	1:49.734	149.40	3.114	11:53:36.058
4 - D2	26.366	39.974	42.594	225.4	1:48.934	150.49	2.314	11:55:24.992
5 - D2	26.376	40.054	42.871	224.0	1:49.301	149.99	2.681	11:57:14.293
6 - D2	26.292	40.415	42.413	225.4	1:49.120	150.24	2.500	11:59:03.413
7 - D2	27.142	41.061	43.933	222.6	1:52.136	146.20	5.516	12:00:55.549
8 - D2	27.990	40.744	45.476	223.6	1:54.210	143.54	7.590	12:02:49.759
9 - D2	26.866	40.090	42.968	223.6	1:49.924	149.14	3.304	12:04:39.683
10 - D2	26.192	40.895	42.862	225.9	1:49.949	149.10	3.329	12:06:29.632
11 - D2	27.049	39.614	41.967	223.6	1:48.630	150.91	2.010	12:08:18.262
12 - D2	26.866	39.778	42.441	223.6	1:49.085	150.29	2.465	12:10:07.347
13 - D2	26.215	1:05.979	46.192	226.4	2:18.386	118.46	31.766	12:12:25.733
14 - D2	28.051	42.648	IN PIT	213.0	2:00.064 P	136.54	13.444	12:14:25.797
15 - D1	OUTLAP	40.178	42.656	221.7	3:22.284	81.04	1:35.664	12:17:48.081

Weather / Track : Bright / Dry

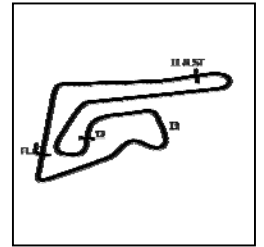
Chang International

Circuit Length = 4.554 km

Start: 11:47 Flag 12:49 End: 12:55

Blancpain GT World Challenge Asia

RACE 2 - SECTOR ANALYSIS



SECTOR 1 = FL to I1, SECTOR 2 = I1 to I2 SECTOR 3 = I2 to I3, SECTOR 4 = I3 to FL, DIFF = Difference To Personal Best Lap, P = Crossed Finish Line in Pit Lane, D = Time Disallowed

16 - D1	25.778	39.233	41.609	225.9	1:46.620 (1)	153.76		12:19:34.707
17 - D1	26.217	40.080	42.951	225.0	1:49.248	150.06	2.628	12:21:23.949
18 - D1	25.907	39.741	41.755	226.4	1:47.403 (2)	152.64	0.783	12:23:11.352
19 - D1	26.517	40.941	41.762	224.5	1:49.220	150.10	2.600	12:25:00.572
20 - D1	26.278	41.186	42.549	225.0	1:50.013	149.02	3.393	12:26:50.585
21 - D1	26.010	39.682	42.719	225.9	1:48.411	151.22	1.791	12:28:38.996
22 - D1	26.129	43.027	42.518	225.4	1:51.674	146.80	5.054	12:30:30.670
23 - D1	25.882	40.591	42.407	226.8	1:48.880	150.57	2.260	12:32:19.550
24 - D1	26.062	40.129	42.961	225.0	1:49.152	150.19	2.532	12:34:08.702
25 - D1	27.045	41.072	41.951	220.8	1:50.068	148.94	3.448	12:35:58.770
26 - D1	41.031	50.471	43.212	62.9	2:14.714	121.69	28.094	12:38:13.484
27 - D1	26.418	41.195	56.844	198.5	2:04.457	131.72	17.837	12:40:17.941
28 - D1	51.708	1:01.084	49.324	88.3	2:42.116	101.12	55.496	12:43:00.057
29 - D1	27.040	41.682	43.146	225.0	1:51.868	146.55	5.248	12:44:51.925
30 - D1	26.321	39.982	43.029	227.3	1:49.332	149.95	2.712	12:46:41.257
31 - D1	26.231	39.922	42.368	227.8	1:48.521	151.07	1.901	12:48:29.778
32 - D1	27.150	40.861	42.791	224.5	1:50.802	147.96	4.182	12:50:20.580

P28 910 GT3PA JRM

Porsche 911 GT3 R

IDEAL LAP TIME : 1:34.567

BEST LAP TIME : 1:34.962

DIFFERENCE : 0.395

D1: Chao LI

D2: Chris VAN DER DRIFT

LAP	SECTOR 1	SECTOR 2	SECTOR 3	SPEED TRAP	LAP TIME	KPH	DIFF	TIME OF DAY
1 - D2		35.702	36.958	246.0	1:41.393	161.69	6.431	11:49:40.721
2 - D2	23.057	34.873	37.106	246.5	1:35.036 (3)	172.50	0.074	11:51:15.757
3 - D2	23.381	34.772	37.105	244.8	1:35.258	172.10	0.296	11:52:51.015
4 - D2	23.172	34.999	37.107	246.0	1:35.278	172.06	0.316	11:54:26.293
5 - D2	23.152	35.099	37.061	245.4	1:35.312	172.00	0.350	11:56:01.605
6 - D2	23.303	35.079	37.156	246.0	1:35.538	171.60	0.576	11:57:37.143
7 - D2	23.253	35.042	37.140	246.5	1:35.435	171.78	0.473	11:59:12.578
8 - D2	23.182	35.534	37.120	245.4	1:35.836	171.06	0.874	12:00:48.414
9 - D2	23.190	35.600	37.100	246.0	1:35.890	170.97	0.928	12:02:24.304
10 - D2	23.127	35.527	37.247	247.7	1:35.901	170.95	0.939	12:04:00.205
11 - D2	23.098	34.920	37.155	246.5	1:35.173	172.25	0.211	12:05:35.378
12 - D2	23.028	35.080	37.364	247.1	1:35.472	171.71	0.510	12:07:10.850
13 - D2	23.306	34.866	36.790	244.8	1:34.962 (1)	172.64		12:08:45.812
14 - D2	23.143	34.749	37.083	244.8	1:34.975 (2)	172.61	0.013	12:10:20.787
15 - D2	23.122	35.045	37.149	244.8	1:35.316	172.00	0.354	12:11:56.103
16 - D2	23.392	34.980	37.006	244.8	1:35.378	171.88	0.416	12:13:31.481
17 - D2	23.282	34.851	36.916	244.3	1:35.049	172.48	0.087	12:15:06.530
18 - D2	23.152	34.878	37.125	244.8	1:35.155	172.29	0.193	12:16:41.685
19 - D2	23.230	35.652	37.457	244.3	1:36.339	170.17	1.377	12:18:18.024
20 - D2	23.205	34.945	37.218	244.3	1:35.368	171.90	0.406	12:19:53.392
21 - D2	23.328	35.301	IN PIT	243.7	1:36.501 P	169.88	1.539	12:21:29.893
22 - D1	OUTLAP	37.953	39.077	241.0	3:07.798	87.29	1:32.836	12:24:37.691
23 - D1	23.853	36.736	39.499	241.0	1:40.088	163.79	5.126	12:26:17.779
24 - D1	23.706	36.262	38.822	242.6	1:38.790	165.95	3.828	12:27:56.569
25 - D1	24.271	36.442	38.696	241.0	1:39.409	164.91	4.447	12:29:35.978
26 - D1	23.618	36.649	38.296	242.6	1:38.563	166.33	3.601	12:31:14.541
27 - D1	23.641	36.242	38.160	244.3	1:38.043	167.21	3.081	12:32:52.584

P29 17 GT3PA Anstone Racing

Mercedes-AMG GT3

IDEAL LAP TIME : 1:35.247

BEST LAP TIME : 1:35.293

DIFFERENCE : 0.046

D1: Xu WEI

D2: Naoki YOKOMIZO

LAP	SECTOR 1	SECTOR 2	SECTOR 3	SPEED TRAP	LAP TIME	KPH	DIFF	TIME OF DAY
1 - D2		36.735	38.537	249.4	1:45.158	155.90	9.865	11:49:44.486
2 - D2	23.626	35.765	37.649	248.2	1:37.040	168.94	1.747	11:51:21.526
3 - D2	23.293	35.580	37.487	246.5	1:36.360	170.13	1.067	11:52:57.886
4 - D2	23.213	35.883	37.733	246.5	1:36.829	169.31	1.536	11:54:34.715
5 - D2	23.312	35.282	37.564	246.5	1:36.158	170.49	0.865	11:56:10.873
6 - D2	23.261	35.246	37.587	246.5	1:36.094	170.60	0.801	11:57:46.967
7 - D2	23.221	35.075	37.679	247.1	1:35.975 (3)	170.81	0.682	11:59:22.942
8 - D2	23.203	35.247	37.666	247.7	1:36.116	170.56	0.823	12:00:59.058
9 - D2	23.406	35.225	37.866	247.1	1:36.497	169.89	1.204	12:02:35.555

Weather / Track : Bright / Dry

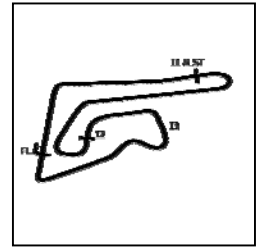
Chang International

Circuit Length = 4.554 km

Start: 11:47 Flag 12:49 End: 12:55

Blancpain GT World Challenge Asia

RACE 2 - SECTOR ANALYSIS



SECTOR 1 = FL to I1, SECTOR 2 = I1 to I2 SECTOR 3 = I2 to I3, SECTOR 4 = I3 to FL, DIFF = Difference To Personal Best Lap, P = Crossed Finish Line in Pit Lane, D = Time Disallowed

10 - D2	23.197	35.195	37.744	247.1	1:36.136	170.53	0.843	12:04:11.691
11 - D2	23.018	36.148	38.410	251.1	1:37.576	168.01	2.283	12:05:49.267
12 - D2	23.173	35.203	37.695	247.1	1:36.071	170.64	0.778	12:07:25.338
13 - D2	23.230	35.178	37.601	246.5	1:36.009	170.75	0.716	12:09:01.347
14 - D2	23.227	35.115	37.599	248.2	1:35.941 (2)	170.88	0.648	12:10:37.288
15 - D2	23.064	35.021	37.208	247.7	1:35.293 (1)	172.04		12:12:12.581
16 - D2	23.090	35.132	37.779	247.7	1:36.001	170.77	0.708	12:13:48.582
17 - D2	23.226	35.128	IN PIT	248.2	1:43.201 P	158.85	7.908	12:15:31.783

P30 12 GT3S Audi Sport Asia Team Absolute Racing Audi R8 LMS GT3 2019

IDEAL LAP TIME : BEST LAP TIME : DIFFERENCE :

D1: Weiron TAN D2: Martin RUMP

LAP	SECTOR 1	SECTOR 2	SECTOR 3	SPEED TRAP	LAP TIME	KPH	DIFF	TIME OF DAY
1 - D2		<i>47.812</i>	<i>IN PIT</i>	<i>230.7</i>	2:09.730 P	126.37		11:50:09.058

Blancpain GT World Challenge Asia

RACE 2 - LAP CHART

LAP 1 @ 11:49:39.025			LAP 2 @ 11:51:13.675			LAP 3 @ 11:52:48.397			LAP 4 @ 11:54:23.333			LAP 5 @ 11:55:58.218		
NO	BEHIND	LAP TIME	NO	BEHIND	LAP TIME	NO	BEHIND	LAP TIME	NO	BEHIND	LAP TIME	NO	BEHIND	LAP TIME
88		1:39.697	88		1:34.650	88		1:34.722	88		1:34.936	88		1:34.885
888	0.570	1:40.267	888	1.200	1:35.280	888	1.568	1:35.090	888	1.727	1:35.095	888	2.057	1:35.215
918	1.128	1:40.825	918	1.729	1:35.251	918	2.211	1:35.204	918	2.533	1:35.258	918	3.162	1:35.514
910	1.696	1:41.393	910	2.082	1:35.036	910	2.618	1:35.258	910	2.960	1:35.278	910	3.387	1:35.312
59	2.257	1:41.954	59	3.105	1:35.498	59	3.935	1:35.552	59	4.771	1:35.772	59	5.551	1:35.665
13	2.744	1:42.441	13	3.550	1:35.456	13	4.389	1:35.561	13	5.256	1:35.803	13	5.851	1:35.480
16	3.078	1:42.775	16	3.949	1:35.521	16	4.635	1:35.408	16	5.498	1:35.799	16	6.317	1:35.704
666	3.754	1:43.451	666	5.255	1:36.151	666	6.632	1:36.099	666	7.878	1:36.182	666	9.111	1:36.118
97	4.988	1:44.685	97	6.840	1:36.502	97	8.030	1:35.912	97	9.132	1:36.038	97	10.068	1:35.821
912	5.157	1:44.854	912	7.581	1:37.074	912	9.053	1:36.194	912	10.755	1:36.638	912	11.862	1:35.992
17	5.461	1:45.158	17	7.851	1:37.040	17	9.489	1:36.360	17	11.382	1:36.829	17	12.655	1:36.158
55	5.736	1:45.433	55	8.379	1:37.293	55	10.473	1:36.816	55	12.176	1:36.639	27	13.916	1:36.473
999	5.913	1:45.610	999	8.879	1:37.616	27	11.022	1:36.664	27	12.328	1:36.242	55	14.636	1:37.345
27	6.114	1:45.811	27	9.080	1:37.616	999	11.261	1:37.104	999	13.294	1:36.969	999	15.390	1:36.981
75	6.682	1:46.379	75	9.414	1:37.382	75	11.911	1:37.219	75	13.925	1:36.950	75	15.743	1:36.703
99	7.389	1:47.086	99	10.253	1:37.514	99	12.515	1:36.984	99	15.363	1:37.784	8	16.372	1:35.698
51	7.861	1:47.558	51	10.514	1:37.303	51	12.786	1:36.994	8	15.559	1:36.711	99	17.703	1:37.225
128	8.379	1:48.076	128	11.051	1:37.322	128	13.309	1:36.980	51	15.820	1:37.970	51	17.912	1:36.977
21	9.521	1:49.218	8	12.343	1:37.287	8	13.784	1:36.163	128	16.395	1:38.022	128	18.601	1:37.091
8	9.706	1:49.403	21	12.529	1:37.658	21	15.231	1:37.424	21	17.252	1:36.957	21	19.417	1:37.050
26	11.777	1:51.474	26	16.736	1:39.609	26	22.161	1:40.147	26	27.527	1:40.302	26	31.963	1:39.321
111	15.274	1:54.971	81	27.553	1:46.224	61	31.460	1:37.206	61	32.805	1:36.281	61	34.521	1:36.601
77	15.570	1:55.267	77	28.132	1:47.212	81	39.379	1:46.548	81	50.673	1:46.230	81	1:01.852	1:46.064
911	15.594	1:55.291 P	61	28.976	1:37.363	77	39.978	1:46.568	77	51.205	1:46.163	77	1:02.383	1:46.063
81	15.979	1:55.676	111	29.027	1:48.403	111	40.574	1:46.269	111	51.601	1:45.963	111	1:03.139	1:46.423
11	17.774	1:57.471	11	30.564	1:47.440	11	43.014	1:47.172	11	55.949	1:47.871	11	1:08.015	1:46.951
199	19.012	1:58.709	199	32.649	1:48.287	199	47.661	1:49.734	199	1:01.659	1:48.934	199	1:16.075	1:49.301
80	19.569	1:59.266	80	34.014	1:49.095	80	48.617	1:49.325	80	1:03.023	1:49.342	80	1:17.141	1:49.003
61	26.263	2:05.960	911	1:20.994	2:40.050	911	1:21.845	1:35.573	911	1:22.403	1:35.494	911	1:23.144	1:35.626
12	30.033	2:09.730 P												

Weather / Track : Bright / Dry

Chang International
Circuit Length = 4.554 km
Start: 11:47 Flag 12:49 End: 12:55

Blancpain GT World Challenge Asia

RACE 2 - LAP CHART

LAP 6 @ 11:57:32.988			LAP 7 @ 11:59:07.890			LAP 8 @ 12:00:42.771			LAP 9 @ 12:02:18.320			LAP 10 @ 12:03:53.140		
NO	BEHIND	LAP TIME	NO	BEHIND	LAP TIME	NO	BEHIND	LAP TIME	NO	BEHIND	LAP TIME	NO	BEHIND	LAP TIME
88		1:34.770	88		1:34.902	88		1:34.881	88		1:35.549	88		1:34.820
888	2.982	1:35.695	888	3.226	1:35.146	888	4.747	1:36.402	77	1 Lap	1:46.147	888	5.867	1:35.820
918	3.658	1:35.266	918	4.104	1:35.348	918	5.247	1:36.024	111	1 Lap	1:46.568	918	6.580	1:35.847
910	4.155	1:35.538	910	4.688	1:35.435	910	5.643	1:35.836	888	4.867	1:35.669	910	7.065	1:35.901
59	6.113	1:35.332	59	6.472	1:35.261	13	8.587	1:36.545	918	5.553	1:35.855	13	10.544	1:36.946
13	6.519	1:35.438	13	6.923	1:35.306	59	8.715	1:37.124	910	5.984	1:35.890	59	11.304	1:36.631
16	7.373	1:35.826	16	7.864	1:35.393	16	9.343	1:36.360	13	8.418	1:35.380	16	11.553	1:36.199
666	10.542	1:36.201	666	12.112	1:36.472	199	1 Lap	1:52.136	59	9.493	1:36.327	81	1 Lap	1:47.452
97	11.242	1:35.944	97	12.448	1:36.108	80	1 Lap	1:51.942	16	10.174	1:36.380	77	1 Lap	1:47.466
912	13.242	1:36.150	912	14.325	1:35.985	666	13.664	1:36.433	97	14.134	1:35.727	111	1 Lap	1:47.998
17	13.979	1:36.094	17	15.052	1:35.975	97	13.956	1:36.389	666	14.979	1:36.864	97	15.184	1:35.870
27	14.527	1:35.381	27	15.589	1:35.964	912	15.278	1:35.834	912	16.034	1:36.305	666	16.436	1:36.277
55	16.646	1:36.780	55	18.225	1:36.481	17	16.287	1:36.116	17	17.235	1:36.497	912	17.305	1:36.091
999	17.220	1:36.600	999	18.685	1:36.367	27	16.623	1:35.915	27	17.391	1:36.317	17	18.551	1:36.136
75	17.605	1:36.632	75	19.088	1:36.385	55	19.434	1:36.090	55	20.167	1:36.282	27	19.027	1:36.456
8	17.844	1:36.242	8	19.481	1:36.539	75	20.578	1:36.371	75	21.370	1:36.341	55	21.175	1:35.828
99	20.225	1:37.292	99	22.219	1:36.896	8	21.296	1:36.696	8	22.493	1:36.746	75	22.085	1:35.535
51	20.378	1:37.236	51	22.894	1:37.418	999	22.152	1:38.348	999	24.457	1:37.854	8	23.215	1:35.542
128	20.886	1:37.055	128	23.062	1:37.078	99	23.889	1:36.551	99	27.139	1:38.799	999	26.017	1:36.380
21	21.600	1:36.953	21	23.599	1:36.901	128	25.631	1:37.450	51	29.286	1:38.070	99	28.658	1:36.339
61	36.405	1:36.654	61	37.884	1:36.381	51	26.765	1:38.752	128	29.817	1:39.735	51	30.954	1:36.488
26	36.955	1:39.762	26	40.543	1:38.490	21	27.076	1:38.358	21	30.248	1:38.721	128	32.151	1:37.154
81	1:12.970	1:45.888	81	1:23.987	1:45.919	61	39.611	1:36.608	199	1 Lap	1:54.210	21	32.805	1:37.377
77	1:13.467	1:45.854	911	1:24.687	1:35.536	26	44.767	1:39.105	80	1 Lap	1:53.563	61	44.767	1:37.830
111	1:13.966	1:45.597	77	1:25.197	1:46.632	911	1:25.544	1:35.738	11	1 Lap	2:12.896	199	1 Lap	1:49.924
11	1:21.163	1:47.918	111	1:25.491	1:46.427	81	1:35.405	1:46.299	61	41.757	1:37.695	80	1 Lap	1:50.314
911	1:24.053	1:35.679	11	1:34.122	1:47.861				26	47.974	1:38.756	11	1 Lap	1:47.830
199	1:30.425	1:49.120							911	1:25.511	1:35.516	26	51.808	1:38.654
80	1:31.394	1:49.023										911	1:26.085	1:35.394

Weather / Track : Bright / Dry

Blancpain GT World Challenge Asia

RACE 2 - LAP CHART

LAP 11 @ 12:05:27.964			LAP 12 @ 12:07:03.115			LAP 13 @ 12:08:37.872			LAP 14 @ 12:10:12.545			LAP 15 @ 12:11:48.022		
NO	BEHIND	LAP TIME	NO	BEHIND	LAP TIME	NO	BEHIND	LAP TIME	NO	BEHIND	LAP TIME	NO	BEHIND	LAP TIME
88		1:34.824	88		1:35.151	88		1:34.757	88		1:34.673	88		1:35.477
888	5.818	1:34.775	888	5.597	1:34.930	888	5.361	1:34.521	888	5.468	1:34.780	888	5.541	1:35.550
918	6.784	1:35.028	918	6.671	1:35.038	918	6.725	1:34.811	918	6.933	1:34.881	11	2 Laps	1:48.213
910	7.414	1:35.173	910	7.735	1:35.472	910	7.940	1:34.962	910	8.242	1:34.975	918	6.680	1:35.224
13	11.379	1:35.659	13	11.705	1:35.477	13	12.665	1:35.717	13	13.434	1:35.442	910	8.081	1:35.316
59	12.170	1:35.690	59	12.578	1:35.559	59	13.340	1:35.519	59	14.147	1:35.480	80	2 Laps	1:52.608
16	12.560	1:35.831	16	13.259	1:35.850	16	14.097	1:35.595	16	14.723	1:35.299	13	13.609	1:35.652
97	16.258	1:35.898	97	17.086	1:35.979	97	18.056	1:35.727	97	19.126	1:35.743	59	14.226	1:35.556
666	17.904	1:36.292	666	18.877	1:36.124	666	19.993	1:35.873	666	21.011	1:35.691	16	14.811	1:35.565
912	18.779	1:36.298	912	19.414	1:35.786	912	20.759	1:36.102	912	21.660	1:35.574	97	19.484	1:35.835
17	21.303	1:37.576	17	22.223	1:36.071	17	23.475	1:36.009	17	24.743	1:35.941	666	21.357	1:35.823
27	21.856	1:37.653	27	22.585	1:35.880	27	23.759	1:35.931	27	24.996	1:35.910	912	21.972	1:35.789
55	24.120	1:37.769	55	25.267	1:36.298	55	26.122	1:35.612	55	27.118	1:35.669	17	24.559	1:35.293
75	24.390	1:37.129	75	25.817	1:36.578	75	27.162	1:36.102	75	28.047	1:35.558	27	25.125	1:35.606
8	25.087	1:36.696	8	26.111	1:36.175	8	27.410	1:36.056	8	28.464	1:35.727	55	27.224	1:35.583
81	1 Lap	1:47.737	999	28.951	1:36.443	999	30.020	1:35.826	999	31.272	1:35.925	75	28.597	1:36.027
77	1 Lap	1:47.360	99	33.669	1:38.101	99	35.327	1:36.415	99	36.995	1:36.341	8	29.253	1:36.266
999	27.659	1:36.466	81	1 Lap	1:46.025	51	38.905	1:37.061	51	41.856	1:37.624	999	32.483	1:36.688
111	1 Lap	1:48.454	51	36.601	1:38.177	128	39.523	1:37.244	128	42.067	1:37.217	199	2 Laps	2:18.386
99	30.719	1:36.885	128	37.036	1:38.098	21	40.617	1:37.488	21	42.515	1:36.571	99	37.738	1:36.220
51	33.575	1:37.445	77	1 Lap	1:46.895	81	1 Lap	1:46.049	61	52.928	1:37.191	51	43.282	1:36.903
128	34.089	1:36.762	21	37.886	1:37.768	77	1 Lap	1:46.427	81	1 Lap	1:45.797	128	43.681	1:37.091
21	35.269	1:37.288	111	1 Lap	1:48.648	61	50.410	1:37.143	77	1 Lap	1:45.829	21	44.379	1:37.341
61	46.556	1:36.613	61	48.024	1:36.619	111	1 Lap	1:46.882	111	1 Lap	1:46.043	61	54.022	1:36.571
26	56.766	1:39.782	26	1:00.052	1:38.437	26	1:03.272	1:37.977	26	1:06.534	1:37.935	81	1 Lap	1:45.469
199	1 Lap	1:49.949	199	1 Lap	1:48.630	11	1 Lap	1:47.565	911	1:29.807	1:35.627	26	1:10.362	1:39.305
80	1 Lap	1:50.050	11	1 Lap	1:48.067	911	1:28.853	1:35.878				77	1 Lap	1:46.556
11	1 Lap	1:47.946	80	1 Lap	1:49.234	199	1 Lap	1:49.085				111	1 Lap	1:46.488
911	1:27.063	1:35.802	911	1:27.732	1:35.820	80	1 Lap	1:48.722				911	1:31.348	1:37.018 P

Weather / Track : Bright / Dry

Chang International
Circuit Length = 4.554 km
Start: 11:47 Flag 12:49 End: 12:55

Blancpain GT World Challenge Asia

RACE 2 - LAP CHART

LAP 16 @ 12:13:22.648			LAP 17 @ 12:14:57.263			LAP 18 @ 12:16:32.896			LAP 19 @ 12:18:08.338			LAP 20 @ 12:19:43.256		
NO	BEHIND	LAP TIME	NO	BEHIND	LAP TIME	NO	BEHIND	LAP TIME	NO	BEHIND	LAP TIME	NO	BEHIND	LAP TIME
88		1:34.626	88		1:34.615	88		1:35.633	88		1:35.442	88		1:34.918
888	5.648	1:34.733	888	5.769	1:34.736	111	2 Laps	1:46.053	911	2 Laps	1:36.912	911	2 Laps	1:35.819
918	6.813	1:34.759	918	7.061	1:34.863	888	5.048	1:34.912	81	2 Laps	1:46.053	888	6.186	1:35.391
910	8.833	1:35.378	910	9.267	1:35.049	918	6.336	1:34.908	888	5.713	1:36.107	918	9.358	1:37.604 P
13	15.413	1:36.430	13	16.103	1:35.305	910	8.789	1:35.155	918	6.672	1:35.778	910	10.136	1:35.368
16	15.969	1:35.784	59	17.509	1:35.735	13	16.256	1:35.786	910	9.686	1:36.339	13	17.660	1:35.725
59	16.389	1:36.789	16	18.208	1:36.854 P	59	17.346	1:35.470	77	2 Laps	1:50.640 P	59	18.346	1:35.762
97	20.807	1:35.949	97	21.908	1:35.716	27	1 Lap	3:04.347	111	2 Laps	1:46.321	81	2 Laps	1:48.917 P
11	2 Laps	1:49.197	666	24.197	1:36.039	97	22.167	1:35.892	13	16.853	1:36.039	27	1 Lap	1:36.006
666	22.773	1:36.042	912	25.279	1:36.141	666	24.389	1:35.825	59	17.502	1:35.598	97	26.078	1:38.341 P
912	23.753	1:36.407	55	30.494	1:36.538	912	25.701	1:36.055	27	1 Lap	1:35.389	666	26.411	1:36.409
17	25.934	1:36.001	75	31.284	1:36.073	999	1 Lap	3:04.397	97	22.655	1:35.930	111	2 Laps	1:50.025 P
27	27.483	1:36.984 P	8	31.967	1:36.264	55	31.640	1:36.779	666	24.920	1:35.973	999	1 Lap	1:35.757
55	28.571	1:35.973	17	34.520	1:43.201 P	75	33.302	1:37.651	912	29.002	1:38.743 P	55	33.575	1:36.266
75	29.826	1:35.855	11	2 Laps	1:51.951 P	8	33.664	1:37.330	999	1 Lap	1:35.994	16	41.048	1:35.685
8	30.318	1:35.691	51	47.661	1:37.285	99	1 Lap	3:08.089	55	32.227	1:36.029	21	1 Lap	1:35.558
80	2 Laps	1:58.374 P	128	47.922	1:36.982	16	39.485	1:56.910	75	34.811	1:36.951 P	51	55.543	1:38.982 P
999	36.925	1:39.068 P	61	58.040	1:36.502	80	3 Laps	3:19.107	8	35.995	1:37.773 P	128	57.075	1:40.081 P
99	41.409	1:38.297 P	81	1 Lap	1:45.598	21	1 Lap	3:07.528	16	40.281	1:36.238	11	3 Laps	1:46.309
51	44.991	1:36.335	77	1 Lap	1:45.869	51	48.918	1:36.890	99	1 Lap	1:41.550 P	61	1:06.306	1:40.845 P
128	45.555	1:36.500	911	1 Lap	3:13.193	128	49.571	1:37.282	21	1 Lap	1:37.127	80	3 Laps	1:47.232
21	48.287	1:38.534 P				61	58.938	1:36.531	51	51.479	1:38.003	26	1 Lap	1:38.737
61	56.153	1:36.757				26	1 Lap	3:08.448	128	51.912	1:37.783	99	1 Lap	2:23.159
199	2 Laps	2:00.064 P				199	3 Laps	3:22.284	11	3 Laps	3:25.351			
26	1:16.236	1:40.500 P							80	3 Laps	1:48.651			
81	1 Lap	1:45.574							61	1:00.379	1:36.883			
77	1 Lap	1:46.008							26	1 Lap	1:39.491			
111	1 Lap	1:45.971							199	3 Laps	1:46.620			

Weather / Track : Bright / Dry

Chang International
Circuit Length = 4.554 km
Start: 11:47 Flag 12:49 End: 12:55

Blancpain GT World Challenge Asia

RACE 2 - LAP CHART

LAP 21 @ 12:21:19.544			LAP 22 @ 12:24:29.506			LAP 23 @ 12:26:09.102			LAP 24 @ 12:27:47.671			LAP 25 @ 12:29:25.640		
NO	BEHIND	LAP TIME	NO	BEHIND	LAP TIME	NO	BEHIND	LAP TIME	NO	BEHIND	LAP TIME	NO	BEHIND	LAP TIME
88		1:36.288 P	88		3:09.962	88		1:39.596	88		1:38.569	918		1:37.636
911	2 Laps	1:35.875	80	3 Laps	1:48.693	918	0.817	1:36.447	911	1 Lap	1:37.159	910	10.338	1:39.409
199	4 Laps	1:49.248	888	3.670	3:06.028	911	1 Lap	1:36.947	918	0.333	1:38.085	59	10.879	1:37.058
888	7.604	1:37.706 P	918	3.966	1:37.483	888	2.487	1:38.413	888	0.930	1:37.012	912	13.965	1:36.885
910	10.349	1:36.501 P	911	1 Lap	1:37.031	910	8.677	1:40.088	11	3 Laps	1:47.062	27	18.124	1:36.397
13	19.053	1:37.681 P	910	8.185	3:07.798	80	3 Laps	1:50.686	910	8.898	1:38.790	11	3 Laps	1:48.881
912	1 Lap	3:02.266	13	14.859	3:05.768	13	12.963	1:37.700	59	11.790	1:37.173	666	22.375	1:36.961
59	20.182	1:38.124 P	59	16.050	3:05.830	59	13.186	1:36.732	13	13.219	1:38.825	88	27.375	2:05.344 P
27	1 Lap	1:35.257	912	22.556	1:36.690	912	18.256	1:35.296	912	15.049	1:35.362	13	28.202	1:52.952
75	1 Lap	3:03.100	27	24.024	1:36.814	27	21.755	1:37.327	27	19.696	1:36.510	80	3 Laps	1:48.052
666	28.958	1:38.835 P	666	27.583	3:08.587	666	25.162	1:37.175	80	3 Laps	1:48.298	999	31.569	1:36.062
8	1 Lap	3:05.529	199	3 Laps	1:49.220	75	33.962	1:37.634	666	23.383	1:36.790	97	32.379	1:36.090
999	1 Lap	1:36.243	75	35.924	1:37.873	8	35.449	1:38.339	75	32.699	1:37.306	8	35.441	1:37.500
77	3 Laps	3:32.978	8	36.706	1:37.793	999	35.952	1:37.975	999	33.476	1:36.093	21	43.551	1:38.090
55	36.354	1:39.067 P	97	37.066	1:37.634	97	36.405	1:38.935	97	34.258	1:36.422	128	1:03.852	1:40.454
16	41.927	1:37.167 P	999	37.573	1:37.850	199	3 Laps	1:50.013	8	35.910	1:39.030	199	3 Laps	1:51.674
21	1 Lap	1:36.177	55	43.893	3:17.501	21	45.957	1:36.199	21	43.430	1:36.042	61	1:09.725	1:38.796
11	3 Laps	1:46.923	81	2 Laps	1:47.061	55	48.363	1:44.066	199	3 Laps	1:48.411	81	2 Laps	1:47.907
80	3 Laps	1:47.170	111	2 Laps	1:47.287	81	2 Laps	1:46.493	55	52.854	1:43.060	16	1:13.833	1:41.567
26	1 Lap	1:37.683	21	49.354	1:35.821	111	2 Laps	1:46.804	128	1:01.367	1:39.847	111	2 Laps	1:48.748
99	1 Lap	1:35.604	77	2 Laps	1:47.104	128	1:00.089	1:38.429	81	2 Laps	1:47.214	51	1:19.847	1:42.386
918	1:36.445	3:03.375	128	1:01.256	1:38.910	77	2 Laps	1:47.180	111	2 Laps	1:47.567	75	1:23.341	2:28.611
911	1 Lap	1:35.424	16	1:08.264	3:36.299	16	1:08.911	1:40.243	61	1:08.898	1:38.401	26	1:25.754	1:37.795
199	3 Laps	1:47.403	61	1:08.633	1:39.989	61	1:09.066	1:40.029	16	1:10.235	1:39.893	99	1:27.186	1:36.140
912	1:55.828	1:35.766	51	1:10.539	1:40.763	51	1:11.867	1:40.924	51	1:15.430	1:42.132	77	2 Laps	1:49.888
27	1:57.172	1:35.586	26	1:29.230	1:37.733	26	1:27.024	1:37.390	77	2 Laps	1:49.343	888	1:31.999	3:09.038 P
75	2:08.013	1:41.308	99	1:35.940	1:36.534	99	1:32.025	1:35.681	26	1:25.928	1:37.473	911	1:35.252	1:36.221
8	2:08.875	1:38.557	11	2 Laps	1:47.102				99	1:29.015	1:35.559			
97	2:09.394	3:19.604							911	1:37.000	1:36.941			
999	2:09.685	1:37.265												
81	2 Laps	3:27.500												
111	2 Laps	3:18.438												
77	2 Laps	1:46.864												
21	2:23.495	1:35.714												
128	2:32.308	3:11.521												
61	2:38.606	3:08.588												
51	2:39.738	3:20.483												
26	3:01.459	1:37.760												
11	2 Laps	1:47.243												
99	3:09.368	1:36.453												

Weather / Track : Bright / Dry

Chang International
Circuit Length = 4.554 km
Start: 11:47 Flag 12:49 End: 12:55

Blancpain GT World Challenge Asia

RACE 2 - LAP CHART

LAP 26 @ 12:31:02.185			LAP 27 @ 12:32:39.093			LAP 28 @ 12:34:15.956			LAP 29 @ 12:35:53.575			LAP 30 @ 12:37:36.196		
NO	BEHIND	LAP TIME	NO	BEHIND	LAP TIME	NO	BEHIND	LAP TIME	NO	BEHIND	LAP TIME	NO	BEHIND	LAP TIME
918		1:36.545	918		1:36.908	918		1:36.863	918		1:37.619	918		1:42.621
55	1 Lap	2:24.033	77	3 Laps	1:48.733	111	3 Laps	1:48.283	199	4 Laps	1:50.068	199	4 Laps	2:14.714
59	10.886	1:36.552	55	1 Lap	1:43.824	88	1 Lap	1:40.483	88	1 Lap	1:41.056	88	1 Lap	2:13.555
910	12.356	1:38.563	59	10.315	1:36.337	912	10.807	1:36.425	81	3 Laps	1:49.497	81	3 Laps	2:15.432
912	12.938	1:35.518	912	11.245	1:35.215	59	11.653	1:38.201	912	10.407	1:37.219	912	50.522	2:22.736
27	17.793	1:36.214	910	13.491	1:38.043	77	3 Laps	1:48.287	59	12.630	1:38.596	59	51.101	2:21.092
666	22.646	1:36.816	27	17.129	1:36.244	27	16.796	1:36.530	111	3 Laps	1:49.642	111	3 Laps	2:21.120
11	3 Laps	1:46.376	666	22.330	1:36.592	55	1 Lap	1:46.566	27	16.638	1:37.461	27	54.557	2:20.540
13	30.121	1:38.464	999	30.632	1:36.592	666	22.198	1:36.731	666	23.933	1:39.354	666	55.104	2:13.792
999	30.948	1:35.924	97	31.076	1:36.405	999	29.686	1:35.917	77	3 Laps	1:49.091	77	3 Laps	2:12.721
97	31.579	1:35.745	13	33.131	1:39.918	97	30.495	1:36.282	55	1 Lap	1:48.552	55	1 Lap	2:11.945
8	36.402	1:37.506	8	37.177	1:37.683	13	35.162	1:38.894	999	30.209	1:38.142	999	59.538	2:11.950
80	3 Laps	1:48.553	11	3 Laps	1:46.603	75	1 Lap	2:15.129	97	32.280	1:39.404	97	1:00.426	2:10.767
21	43.524	1:36.518	21	43.147	1:36.531	8	37.936	1:37.622	13	36.688	1:39.145	13	1:01.692	2:07.625
128	1:07.210	1:39.903	80	3 Laps	1:47.536	21	44.246	1:37.962	8	41.571	1:41.254	8	1:02.470	2:03.520
61	1:11.219	1:38.039	128	1:09.493	1:39.191	11	3 Laps	1:46.970	75	1 Lap	1:43.485	75	1 Lap	2:03.562
16	1:16.446	1:39.158	61	1:12.777	1:38.466	888	2 Laps	4:13.254	21	46.717	1:40.090	21	1:05.360	2:01.264
199	3 Laps	1:48.880	16	1:18.041	1:38.503	80	3 Laps	1:48.877	11	3 Laps	1:46.901	11	3 Laps	1:52.416
81	2 Laps	1:47.137	99	1:28.618	1:38.030	128	1:12.412	1:39.782	888	2 Laps	1:41.093	888	2 Laps	1:52.108
51	1:26.308	1:43.006	26	1:28.754	1:38.760	61	1:13.298	1:37.384	80	3 Laps	1:52.652	80	3 Laps	1:56.880
26	1:26.902	1:37.693	199	3 Laps	1:49.152	16	1:19.324	1:38.146	128	1:21.671	1:46.878	128	1:35.912	1:56.862
99	1:27.496	1:36.855	51	1:30.302	1:40.902	99	1:27.897	1:36.142	61	1:22.273	1:46.594	61	1:36.607	1:56.955
111	2 Laps	1:49.005	81	2 Laps	1:47.495	26	1:30.088	1:38.197	16	1:24.544	1:42.839	16	1:37.517	1:55.594
75	1:36.187	1:49.391 P	911	1:36.547	1:36.858	51	1:35.383	1:41.944	99	1:27.521	1:37.243	99	1:38.270	1:53.370
911	1:36.597	1:37.890				911	1:37.052	1:37.368	26	1:31.807	1:39.338	26	1:38.913	1:49.727
88	1:36.874	2:46.044							51	1:41.497	1:43.733	51	1:44.328	1:45.452
									911	1:42.014	1:42.581	911	1:45.309	1:45.916

Weather / Track : Bright / Dry

Chang International
Circuit Length = 4.554 km
Start: 11:47 Flag 12:49 End: 12:55

Blancpain GT World Challenge Asia

RACE 2 - LAP CHART

LAP 31 @ 12:40:17.177			LAP 32 @ 12:42:59.127			LAP 33 @ 12:44:36.190			LAP 34 @ 12:46:12.557			LAP 35 @ 12:47:48.841		
NO	BEHIND	LAP TIME	NO	BEHIND	LAP TIME	NO	BEHIND	LAP TIME	NO	BEHIND	LAP TIME	NO	BEHIND	LAP TIME
918		2:40.981	918		2:41.950	918		1:37.063	918		1:36.367	918		1:36.284
199	4 Laps	2:04.457	199	4 Laps	2:42.116	912	1.357	1:36.463	912	0.713	1:35.723	912	0.817	1:36.388
88	1 Lap	2:04.868	88	1 Lap	2:41.202	59	5.772	1:40.611	27	6.725	1:36.977	27	6.570	1:36.129
81	3 Laps	2:01.968	81	3 Laps	2:40.334	88	1 Lap	1:41.778	999	7.234	1:36.343	999	7.257	1:36.307
912	4.028	1:54.487	SC	31 Laps	2:44.812 P	27	6.115	1:39.242	666	9.692	1:39.412	666	9.673	1:36.265
59	4.665	1:54.545	912	1.957	2:39.879	666	6.647	1:39.243	97	10.135	1:38.497	97	10.259	1:36.408
111	3 Laps	1:53.086	59	2.224	2:39.509	999	7.258	1:38.248	59	10.864	1:41.459	59	11.266	1:36.686
27	7.427	1:53.851	111	3 Laps	2:39.471	97	8.005	1:38.789	88	1 Lap	1:42.563	21	13.234	1:36.897
666	8.364	1:54.241	27	3.936	2:38.459	21	12.598	1:41.164	21	12.621	1:36.390	88	1 Lap	1:39.180
77	3 Laps	1:51.919	666	4.467	2:38.053	81	3 Laps	1:48.635	888	2 Laps	1:37.779	99	18.341	1:36.676
55	1 Lap	1:51.881	77	3 Laps	2:37.999	888	2 Laps	1:42.185	61	17.677	1:39.185	888	2 Laps	1:39.156
999	10.819	1:52.262	55	1 Lap	2:37.586	61	14.859	1:39.987	99	17.949	1:37.965	61	19.498	1:38.105
97	11.528	1:52.083	999	6.073	2:37.204	128	15.281	1:41.167	128	21.216	1:42.302	128	23.249	1:38.317
13	12.514	1:51.803	97	6.279	2:36.701	199	4 Laps	1:51.868	26	21.749	1:38.215	26	23.516	1:38.051
8	13.418	1:51.929	13	6.681	2:36.117	99	16.351	1:40.526	911	23.356	1:39.374	911	23.830	1:36.758
75	1 Lap	1:50.844	8	7.241	2:35.773	111	3 Laps	1:52.026	16	23.625	1:40.291	16	25.340	1:37.999
21	15.290	1:50.911	75	1 Lap	2:35.946	55	1 Lap	1:50.486	81	3 Laps	1:50.006	75	1 Lap	1:40.510
11	3 Laps	1:49.601	21	8.497	2:35.157	16	19.701	1:44.380	199	4 Laps	1:49.332	51	34.556	1:41.756
888	2 Laps	1:49.521	11	3 Laps	2:34.935	26	19.901	1:43.610	75	1 Lap	1:45.022	81	3 Laps	1:48.927
80	3 Laps	1:48.504	888	2 Laps	2:35.036	75	1 Lap	1:49.001	51	29.084	1:44.238	55	1 Lap	1:46.912
128	43.269	1:48.338	80	3 Laps	2:09.758	911	20.349	1:43.441	55	1 Lap	1:46.654	199	4 Laps	1:48.521
61	43.812	1:48.186	128	11.177	2:09.858	11	3 Laps	1:48.594	111	3 Laps	1:49.097	11	3 Laps	1:46.187
16	45.078	1:48.542	61	11.935	2:10.073	51	21.213	1:44.502	11	3 Laps	1:46.813	111	3 Laps	1:47.345
99	45.483	1:48.194	16	12.384	2:09.256	77	3 Laps	1:54.038	77	3 Laps	1:46.492	77	3 Laps	1:46.474
26	46.127	1:48.195	99	12.888	2:09.355	80	3 Laps	1:50.673	80	3 Laps	1:48.129	80	3 Laps	1:48.183
51	47.682	1:44.335	26	13.354	2:09.177	8	45.632	2:15.454 P						
911	48.085	1:43.757	51	13.774	2:08.042									
			911	13.971	2:07.836									

Weather / Track : Bright / Dry

Blancpain GT World Challenge Asia

RACE 2 - LAP CHART

LAP 36 @ 12:49:25.098

NO	BEHIND	LAP TIME
918		1:36.257
912	0.909	1:36.349
27	5.990	1:35.677
999	6.692	1:35.692
666	9.828	1:36.412
97	10.297	1:36.295
59	11.447	1:36.438
21	13.209	1:36.232
88	1 Lap	1:38.448
99	17.828	1:35.744
888	2 Laps	1:38.624
61	21.431	1:38.190
26	25.423	1:38.164
911	25.810	1:38.237
128	27.617	1:40.625
16	27.795	1:38.712
75	1 Lap	1:40.724
51	39.164	1:40.865
55	1 Lap	1:43.475
81	3 Laps	1:48.121
11	3 Laps	1:47.020
77	3 Laps	1:48.680
111	3 Laps	1:49.472
199	4 Laps	1:50.802
80	3 Laps	1:48.100

Weather / Track : Bright / Dry

Results can be found at www.tsl-timing.com

Page 8 of 8

Chang International
Circuit Length = 4.554 km
Start: 11:47 Flag 12:49 End: 12:55

Printed - 13:03 Sunday, 12 May 2019

Blancpain GT World Challenge Asia

RACE 2 - POSITION CHART

No	Name	Lap																																		
		Pos	1	2	3	4	5	6	7	8	9	10	11	12	13	14	15	16	17	18	19	20	21	22	23	24	25	26	27	28	29	30	31	32		
88	Craft-Bamboo Racing	1	88	88	88	88	88	88	88	88	88	88	88	88	88	88	88	88	88	88	88	88	88	88	88	88	88	88	88	88	88	88	88	88	88	
888	Triple Eight Race Engi	2	888	888	888	888	888	888	888	888	888	888	888	888	888	888	888	888	888	888	888	888	888	888	888	888	888	888	888	888	888	888	888	888	888	
918	Panther/AAS Motorspor	3	918	918	918	918	918	918	918	918	918	918	918	918	918	918	918	918	918	918	918	918	918	918	918	918	918	918	918	918	918	918	918	918	918	
59	Singha Plan-B by Absol	4	910	910	910	910	910	910	910	910	910	910	910	910	910	910	910	910	910	910	910	910	910	910	910	910	910	910	910	910	910	910	910	910	910	
13	Audi Sport Asia Team A	5	59	59	59	59	59	59	59	13	13	13	13	13	13	13	13	13	13	13	13	13	13	13	13	13	13	13	13	13	13	13	13	13	13	
12	Audi Sport Asia Team A	6	13	13	13	13	13	13	13	59	59	59	59	59	59	59	59	59	59	59	59	59	59	59	59	59	59	59	59	59	59	59	59	59	59	59
910	JRM	7	16	16	16	16	16	16	16	16	16	16	16	16	16	16	16	16	16	16	16	16	16	16	16	16	16	16	16	16	16	16	16	16	16	
911	Absolute Racing	8	666	666	666	666	666	666	666	666	666	666	666	666	666	666	666	666	666	666	666	666	666	666	666	666	666	666	666	666	666	666	666	666	666	
97	Solite Indigo Racing	9	97	97	97	97	97	97	97	97	97	97	97	97	97	97	97	97	97	97	97	97	97	97	97	97	97	97	97	97	97	97	97	97	97	97
16	Modena Motorsports	10	912	912	912	912	912	912	912	912	912	912	912	912	912	912	912	912	912	912	912	912	912	912	912	912	912	912	912	912	912	912	912	912	912	912
55	Craft-Bamboo Racing	11	17	17	17	17	17	17	17	17	17	17	17	17	17	17	17	17	17	17	17	17	17	17	17	17	17	17	17	17	17	17	17	17	17	17
666	Vincenzo Sospiri Racing	12	55	55	55	55	27	27	27	27	27	27	27	27	27	27	27	27	27	27	27	27	27	27	27	27	27	27	27	27	27	27	27	27	27	27
17	Anstone Racing	13	999	999	27	27	55	55	55	55	55	55	55	55	55	55	55	55	55	55	55	55	55	55	55	55	55	55	55	55	55	55	55	55	55	55
912	Absolute Racing	14	27	27	999	999	999	999	999	999	999	999	999	999	999	999	999	999	999	999	999	999	999	999	999	999	999	999	999	999	999	999	999	999	999	999
75	T2 Motorsports	15	75	75	75	75	75	75	75	8	8	8	8	8	8	8	8	8	8	8	8	8	8	8	8	8	8	8	8	8	8	8	8	8	8	8
8	ARN Racing	16	99	99	99	99	8	8	8	8	999	999	999	999	999	999	999	999	999	999	999	999	999	999	999	999	999	999	999	999	999	999	999	999	999	999
27	HubAuto Corsa	17	51	51	51	8	99	99	99	99	99	99	99	99	99	99	99	99	99	99	99	99	99	99	99	99	99	99	99	99	99	99	99	99	99	99
999	Audi Sport Asia Team T	18	128	128	128	51	51	51	51	128	51	51	51	51	51	51	51	51	51	51	51	51	51	51	51	51	51	51	51	51	51	51	51	51	51	51
99	Craft-Bamboo Racing	19	21	8	8	128	128	128	128	51	128	128	128	128	128	128	128	128	128	128	128	128	128	128	128	128	128	128	128	128	128	128	128	128	128	128
61	ABSSA Motorsport	20	8	21	21	21	21	21	21	21	21	21	21	21	21	21	21	21	21	21	21	21	21	21	21	21	21	21	21	21	21	21	21	21	21	21
51	AMAC Motorsport	21	26	26	26	26	26	61	61	61	61	61	61	61	61	61	61	61	61	61	61	61	61	61	61	61	61	61	61	61	61	61	61	61	61	61
128	Vattana Motorsport	22	111	81	61	61	61	26	26	26	26	26	26	26	26	26	26	26	26	26	26	26	26	26	26	26	26	26	26	26	26	26	26	26	26	26
21	OpenRoad Racing	23	77	77	81	81	81	81	81	911	911	911	911	911	911	911	911	911	911	911	911	911	911	911	911	911	911	911	911	911	911	911	911	911	911	911
26	B-Quik Racing	24	911	61	77	77	77	77	77	911	81	81	81	81	81	81	81	81	81	81	81	81	81	81	81	81	81	81	81	81	81	81	81	81	81	81
111	Team iRace.Win	25	81	111	111	111	111	111	111	77	77	77	77	77	77	77	77	77	77	77	77	77	77	77	77	77	77	77	77	77	77	77	77	77	77	77
81	BMW Team Studie	26	11	11	11	11	11	11	11	111	111	111	111	111	111	111	111	111	111	111	111	111	111	111	111	111	111	111	111	111	111	111	111	111	111	111
77	Craft-Bamboo Racing	27	199	199	199	199	199	911	11	199	199	199	199	199	11	11	11	11	11	11	11	11	11	11	11	11	11	11	11	11	11	11	11	11	11	11
11	GTO Racing with TTR	28	80	80	80	80	80	199	199	80	80	80	80	11	199	80	80	80	80	80	80	80	80	80	80	80	80	80	80	80	80	80	80	80	80	80
199	Team iRace.Win	29	61	911	911	911	911	80	80	11	11	11	80	80	199	199	199	199	199	199	199	199	199	199	199	199	199	199	199	199	199	199	199	199	199	199
80	Racing Spirit Team	30	12																																	

Weather / Track : Bright / Dry

Chang International
Circuit Length = 4.554 km
Start: 11:47 Flag 12:49 End: 12:55

Blancpain GT World Challenge Asia

RACE 2 - POSITION CHART

No	Name	Lap Pos	Lap			
			33	34	35	36
88	Craft-Bamboo Racing	1	918	918	918	918
888	Triple Eight Race Engin	2	912	912	912	912
918	Panther/AAS Motorspor	3	59	27	27	27
59	Singha Plan-B by Absol	4	27	999	999	999
13	Audi Sport Asia Team A	5	666	666	666	666
12	Audi Sport Asia Team A	6	999	97	97	97
910	JRM	7	97	59	59	59
911	Absolute Racing	8	21	21	21	21
97	Solite Indigo Racing	9	61	61	99	99
16	Modena Motorsports	10	128	99	61	61
55	Craft-Bamboo Racing	11	99	128	128	26
666	Vincenzo Sospiri Racing	12	16	26	26	911
17	Anstone Racing	13	26	911	911	128
912	Absolute Racing	14	911	16	16	16
75	T2 Motorsports	15	51	51	51	51
8	ARN Racing	16	8	88	88	
27	HubAuto Corsa	17	88	75	75	
999	Audi Sport Asia Team T	18	75	55	55	
99	Craft-Bamboo Racing	19	55	888		
61	ABSSA Motorsport	20	888			
51	AMAC Motorsport	21	81			
128	Vattana Motorsport	22	11			
21	OpenRoad Racing	23	77			
26	B-Quik Racing	24	111			
111	Team iRace.Win	25	80			
81	BMW Team Studie	26				
77	Craft-Bamboo Racing	27				
11	GTO Racing with TTR	28				
199	Team iRace.Win	29				
80	Racing Spirit Team	30				

Weather / Track : Bright / Dry

Results can be found at www.tsl-timing.com

Page 2 of 2

Chang International
Circuit Length = 4.554 km
Start: 11:47 Flag 12:49 End: 12:55

Printed - 13:04 Sunday, 12 May 2019

Blancpain GT World Challenge Asia

RACE 2 - BEST SECTORS

SECTOR 1			SECTOR 2			SECTOR 3			IDEAL / BEST COMPARISON						
POS	NO	NAME	TIME	NO	NAME	TIME	NO	NAME	TIME	POS	NO	NAME	IDEAL	BEST	DIFF
													PERFECT LAP	1:34.296	
1	88	Craft-Bamboo Racir	23.006	888	Triple Eight Race Er	34.638	88	Craft-Bamboo Racir	36.652	1	888	Triple Eight Race Eng	1:34.389	1:34.521	0.132
2	17	Anstone Racing	23.018	910	JRM	34.749	888	Triple Eight Race Er	36.696	2	88	Craft-Bamboo Racing	1:34.419	1:34.615	0.196
3	75	T2 Motorsports	23.024	88	Craft-Bamboo Racir	34.761	910	JRM	36.790	3	910	JRM	1:34.567	1:34.962	0.395
4	910	JRM	23.028	918	Panther/AAS Motors	34.769	912	Absolute Racing	36.809	4	918	Panther/AAS Motors	1:34.654	1:34.759	0.105
5	918	Panther/AAS Motors	23.040	13	Audi Sport Asia Tea	34.829	918	Panther/AAS Motors	36.845	5	27	HubAuto Corsa	1:34.880	1:35.257	0.377
6	27	HubAuto Corsa	23.053	27	HubAuto Corsa	34.865	59	Singha Plan-B by Al	36.915	6	912	Absolute Racing	1:34.983	1:35.215	0.232
7	888	Triple Eight Race Er	23.055	16	Modena Motorsports	34.941	27	HubAuto Corsa	36.962	7	13	Audi Sport Asia Team	1:35.017	1:35.305	0.288
8	59	Singha Plan-B by Al	23.062	912	Absolute Racing	34.995	911	Absolute Racing	36.982	8	59	Singha Plan-B by Abs	1:35.050	1:35.261	0.211
9	16	Modena Motorsports	23.094	666	Vincenzo Sospiri Ra	34.999	16	Modena Motorsports	37.048	9	16	Modena Motorsports	1:35.083	1:35.299	0.216
10	8	ARN Racing	23.120	8	ARN Racing	35.011	13	Audi Sport Asia Tea	37.054	10	911	Absolute Racing	1:35.208	1:35.394	0.186
11	13	Audi Sport Asia Tea	23.134	911	Absolute Racing	35.018	97	Solite Indigo Racing	37.080	11	17	Anstone Racing	1:35.247	1:35.293	0.046
12	666	Vincenzo Sospiri Ra	23.156	99	Craft-Bamboo Racir	35.021	999	Audi Sport Asia Tea	37.119	12	97	Solite Indigo Racing	1:35.361	1:35.716	0.355
13	912	Absolute Racing	23.179	17	Anstone Racing	35.021	21	OpenRoad Racing	37.130	13	21	OpenRoad Racing	1:35.369	1:35.558	0.189
14	21	OpenRoad Racing	23.195	55	Craft-Bamboo Racir	35.027	99	Craft-Bamboo Racir	37.140	14	999	Audi Sport Asia Team	1:35.386	1:35.692	0.306
15	61	ABSSA Motorsport	23.205	999	Audi Sport Asia Tea	35.043	55	Craft-Bamboo Racir	37.145	15	99	Craft-Bamboo Racing	1:35.389	1:35.559	0.170
16	911	Absolute Racing	23.208	21	OpenRoad Racing	35.044	17	Anstone Racing	37.208	16	75	T2 Motorsports	1:35.391	1:35.535	0.144
17	999	Audi Sport Asia Tea	23.224	97	Solite Indigo Racing	35.052	666	Vincenzo Sospiri Ra	37.263	17	8	ARN Racing	1:35.416	1:35.542	0.126
18	99	Craft-Bamboo Racir	23.228	59	Singha Plan-B by Al	35.073	75	T2 Motorsports	37.282	18	666	Vincenzo Sospiri Raci	1:35.418	1:35.691	0.273
19	97	Solite Indigo Racing	23.229	75	T2 Motorsports	35.085	8	ARN Racing	37.285	19	55	Craft-Bamboo Racing	1:35.455	1:35.583	0.128
20	26	B-Quik Racing	23.247	61	ABSSA Motorsport	35.279	51	AMAC Motorsport	37.401	20	61	ABSSA Motorsport	1:35.911	1:36.281	0.370
21	55	Craft-Bamboo Racir	23.283	51	AMAC Motorsport	35.499	128	Vattana Motorsport	37.413	21	51	AMAC Motorsport	1:36.234	1:36.335	0.101
22	51	AMAC Motorsport	23.334	128	Vattana Motorsport	35.561	61	ABSSA Motorsport	37.427	22	128	Vattana Motorsport	1:36.399	1:36.500	0.101
23	128	Vattana Motorsport	23.425	26	B-Quik Racing	35.786	26	B-Quik Racing	37.975	23	26	B-Quik Racing	1:37.008	1:37.390	0.382
24	81	BMW Team Studie	25.364	111	Team iRace.Win	38.575	111	Team iRace.Win	41.020	24	111	Team iRace.Win	1:45.247	1:45.597	0.350
25	77	Craft-Bamboo Racir	25.500	81	BMW Team Studie	38.719	77	Craft-Bamboo Racir	41.187	25	81	BMW Team Studie	1:45.379	1:45.469	0.090
26	11	GTO Racing with TT	25.582	77	Craft-Bamboo Racir	38.844	11	GTO Racing with TT	41.194	26	77	Craft-Bamboo Racing	1:45.531	1:45.829	0.298
27	111	Team iRace.Win	25.652	11	GTO Racing with TT	39.043	81	BMW Team Studie	41.296	27	11	GTO Racing with TTR	1:45.819	1:46.187	0.368
28	199	Team iRace.Win	25.778	199	Team iRace.Win	39.233	80	Racing Spirit Team	41.582	28	199	Team iRace.Win	1:46.620	1:46.620	0.000
29	80	Racing Spirit Team	25.892	80	Racing Spirit Team	39.521	199	Team iRace.Win	41.609	29	80	Racing Spirit Team	1:46.995	1:47.170	0.175
30				12	Audi Sport Asia Tea	47.812				30	12	Audi Sport Asia Team			

Weather / Track : Bright / Dry

Results can be found at www.tsl-timing.com

Chang International

Circuit Length = 4.554 km

Start: 11:47 Flag 12:49 End: 12:55

Printed - 13:01 Sunday, 12 May 2019

Blancpain GT World Challenge Asia

RACE 2 - BEST SPEEDS

POS	NO	NAME	VMAX	KPH
1	61	ABSSA Motorsport		251.7
2	8	ARN Racing		251.1
3	17	Anstone Racing		251.1
4	912	Absolute Racing		250.5
5	27	HubAuto Corsa		250.5
6	59	Singha Plan-B by Absolute Racing		250.5
7	75	T2 Motorsports		250.5
8	666	Vincenzo Sospiri Racing		249.4
9	99	Craft-Bamboo Racing		249.4
10	26	B-Quik Racing		249.4
11	51	AMAC Motorsport		249.4
12	888	Triple Eight Race Engineering Australia		249.4
13	999	Audi Sport Asia Team TSRT		248.8
14	21	OpenRoad Racing		248.8
15	128	Vattana Motorsport		248.8
16	16	Modena Motorsports		248.8
17	13	Audi Sport Asia Team Absolute Racing		248.8
18	918	Panther/AAS Motorsport		248.2
19	97	Solite Indigo Racing		248.2
20	88	Craft-Bamboo Racing		247.7
21	910	JRM		247.7
22	911	Absolute Racing		246.5
23	55	Craft-Bamboo Racing		246.0
24	81	BMW Team Studie		233.2
25	77	Craft-Bamboo Racing		231.7
26	11	GTO Racing with TTR		231.2
27	111	Team iRace.Win		230.7
28	12	Audi Sport Asia Team Absolute Racing		230.7
29	80	Racing Spirit Team		228.3
30	199	Team iRace.Win		227.8

Weather / Track : Bright / Dry

Results can be found at www.tsl-timing.com

Chang International
Circuit Length = 4.554 km
Start: 11:47 Flag 12:49 End: 12:55

Printed - 13:01 Sunday, 12 May 2019

Blancpain GT World Challenge Asia

RACE 2 - DRIVER STATISTICS

POS	NO	CL	PIC	TEAM / DRIVERS	CAR	LAPS	RACE TIME	%	BEST	ON	KPH
1	918	GT3PA	1	Panther/AAS Motorsport (CHN)	Porsche 911 GT3 R	36	1:01:25.770				
				Vutthikorn INTHRAPHUVASAK (THA)		16	28:01.937	45.63	1:36.257	36	170.31
				Alexandre IMPERATORI (CHE)		20	33:23.833	54.37	1:34.759	16	173.01
2	912	GT3S	1	Absolute Racing (CHN)	Porsche 911 GT3 R	36	1:01:26.679				
				Yuan BO (CHN)		17	29:18.220	47.69	1:35.215	27	172.18
				Jono LESTER (NZL)		19	32:08.459	52.31	1:35.574	14	171.53
3	27	GT3S	2	HubAuto Corsa (TPE)	Ferrari 488 GT3	36	1:01:31.760				
				Yuya SAKAMOTO (JPN)		20	34:10.651	55.55	1:35.257	20	172.10
				Andre HEIMGARTNER (NZL)		16	27:21.109	44.45	1:35.381	6	171.88
4	999	GT3S	3	Audi Sport Asia Team TSRT (CHN)	Audi R8 LMS GT3 2019	36	1:01:32.462				
				Weian CHEN (CHN)		20	34:00.547	55.26	1:35.692	36	171.32
				Andre COUTO (MAC)		16	27:31.915	44.74	1:35.826	13	171.08
5	666	GT3PA	2	Vincenzo Sospiri Racing (ITA)	Lamborghini Huracan GT3 EVO	36	1:01:35.598				
				Alex AU (HKG)		15	26:16.216	42.65	1:36.265	35	170.30
				Frederik SCHANDORFF (DNK)		21	35:19.382	57.35	1:35.691	14	171.32
6	97	GT3S	4	Solite Indigo Racing (KOR)	Mercedes-AMG GT3	36	1:01:36.067				
				Roelof BRUINS (KOR)		16	27:40.030	44.91	1:35.745	26	171.22
				Manuel METZGER (DEU)		20	33:56.037	55.09	1:35.716	17	171.28
7	59	GT3PA	3	Singha Plan-B by Absolute Racing (THA)	Audi R8 LMS GT3 2019	36	1:01:37.217				
				Bhurit BHIROMBHAKDI (THA)		15	26:25.483	42.88	1:36.337	27	170.17
				Kantasak KUSIRI (THA)		21	35:11.734	57.12	1:35.261	7	172.09
8	21	GT3PA	4	OpenRoad Racing (HKG)	Porsche 911 GT3 R	36	1:01:38.979				
				Philippe DESCOMBES (HKG)		20	33:55.566	55.03	1:35.558	19	171.56
				Francis TJIA (HKG)		16	27:43.413	44.97	1:36.571	14	169.76
9	99	GT3S	5	Craft-Bamboo Racing (HKG)	Mercedes-AMG GT3	36	1:01:43.598				
				Darryl O'YOUNG (HKG)		20	33:18.373	53.96	1:35.559	24	171.56
				Christina NIELSEN (DNK)		16	27:35.080	44.69	1:36.220	15	170.38
10	61	GT3PA	5	ABSSA Motorsport (JPN)	McLaren 720S GT3	36	1:01:47.201				
				Piti BHIROMBHAKDI (THA)		16	27:25.635	44.39	1:37.384	28	168.34
				Keita SAWA (JPN)		20	34:21.566	55.61	1:36.281	4	170.27
11	26	GT3AM	1	B-Quik Racing (THA)	Audi R8 LMS GT3 2019	36	1:01:51.193				
				Daniel BILSKI (AUS)		20	33:40.542	54.44	1:37.390	23	168.33
				Henk KIKS (NLD)		16	28:10.651	45.56	1:37.935	14	167.40
12	911	GT3S	6	Absolute Racing (CHN)	Porsche 911 GT3 R	36	1:01:51.580				
				Tanart SATHIENTHIRAKUL (THA)		21	34:50.957	56.34	1:35.424	20	171.80
				Philip HAMPRECHT (DEU)		15	25:53.408	41.85	1:35.394	10	171.85
13	128	GT3AM	2	Vattana Motorsport (THA)	Lamborghini Huracan GT3 EVO	36	1:01:53.387				
				Chonsawat ASAVAHAME (THA)		16	27:39.016	44.68	1:38.317	35	166.75
				Akihiro ASAI (JPN)		20	34:14.371	55.32	1:36.500	16	169.89
14	16	GT3PA	6	Modena Motorsports (HKG)	Porsche 911 GT3 R	36	1:01:53.565				
				John SHEN (HKG)		15	25:53.939	41.84	1:37.999	35	167.29
				Benny SIMONSEN (DNK)		21	35:34.324	57.47	1:35.299	14	172.03
15	51	GT3AM	3	AMAC Motorsport (AUS)	Lamborghini Huracan GT3 EVO	36	1:02:04.934				
				Andrew MACPHERSON (AUS)		16	27:44.983	44.70	1:40.763	22	162.70
				William Ben PORTER (AUS)		20	34:19.951	55.30	1:36.335	16	170.18
16	88	GT3PA	7	Craft-Bamboo Racing (HKG)	Mercedes-AMG GT3	35	1:01:42.864				
				Jeffrey LEE (TPE)		14	25:41.649	41.63	1:38.448	35	166.52
				Alessio PICARIELLO (BEL)		21	34:52.507	56.51	1:34.615	17	173.27
17	75	GT3PA	8	T2 Motorsports (SGP)	Ferrari 488 GT3	35	1:02:03.267				
				David TJIPTOBIANTORO (IDN)		16	29:18.407	47.23	1:37.306	24	168.48
				Rio HARYANTO (IDN)		19	32:10.290	51.84	1:35.535	10	171.60
18	55	GT3PA	9	Craft-Bamboo Racing (HKG)	Mercedes-AMG GT3	35	1:02:13.111				
				Daniel AU (SGP)		14	26:38.012	42.81	1:43.060	24	159.07
				Melvin MOH (MYS)		21	35:35.099	57.19	1:35.583	15	171.52
19	888	GT3PA	10	Triple Eight Race Engineering Australia	Mercedes-AMG GT3	34	1:01:47.067				
				HH Prince Abdul Rahman IBRAHIM (MYS)		13	24:10.646	39.13	1:37.012	24	168.99
				Jazeman JAAFAR (MYS)		21	34:59.388	56.63	1:34.521	13	173.44

Chang International

Circuit Length = 4.554 km

Start: 11:47 Flag 12:49 End: 12:55

Weather / Track : Bright / Dry

Blancpain GT World Challenge Asia

RACE 2 - DRIVER STATISTICS

POS	NO	CL	PIC	TEAM / DRIVERS	CAR	LAPS	RACE TIME	%	BEST	ON	KPH
20	8	GT3PA	11	ARN Racing (JPN)	Porsche 911 GT3 R	33	57:22.494				
				Hiroaki NAGAI (JPN)		14	25:06.985	43.78	1:37.500	25	168.14
				Yuta KAMIMURA (JPN)		19	32:15.509	56.22	1:35.542	10	171.59
21	81	GT4AM	1	BMW Team Studie (JPN)	BMW M4 GT4	33	1:02:17.246				
				Takayuki KINOSHITA (JPN)		15	28:31.377	45.79	1:46.493	21	153.94
				Sunako JUKUCHOU (JPN)		18	33:45.869	54.21	1:45.469	14	155.44
22	11	GT4AM	2	GTO Racing with TTR (JPN)	Mercedes-AMG GT4	33	1:02:17.636				
				Brian LEE (TPE)		18	33:00.212	52.98	1:46.187	32	154.39
				Tony FONG (HKG)		15	29:17.424	47.02	1:46.951	5	153.28
23	77	GT4AM	3	Craft-Bamboo Racing (HKG)	Mercedes-AMG GT4	33	1:02:20.747				
				Frank YU (HKG)		16	30:09.581	48.37	1:46.474	32	153.97
				Jean-Marc MERLIN (FRA)		17	32:11.166	51.63	1:45.829	13	154.91
24	111	GT4AM	4	Team iRace.Win (TPE)	Mercedes-AMG GT4	33	1:02:20.895				
				Setiawan SANTOSO (IDN)		15	28:31.866	45.76	1:46.804	21	153.49
				Ringo CHONG (SGP)		18	33:49.029	54.24	1:45.597	6	155.25
25	80	GT4AM	5	Racing Spirit Team (THA)	Porsche Cayman GT4 Clubsport MR	33	1:02:25.595				
				Munkong SATHIENTHIRAKUL (THA)		19	34:51.112	55.83	1:47.170	18	152.97
				Preeda TANTEM SAPYA (THA)		14	27:34.483	44.17	1:48.722	12	150.79
26	13	GT3PA	12	Audi Sport Asia Team Absolute Racing	Audi R8 LMS GT3 2019	32	55:06.480				
				Jingzu SUN (CHN)		11	19:55.687	36.16	1:37.700	23	167.80
				Congfu CHENG (CHN)		21	35:10.793	63.84	1:35.305	17	172.02
27	199	GT4AM	6	Team iRace.Win (TPE)	Mercedes-AMG GT4	32	1:02:21.252				
				Angelo NEGRO (ITA)		18	34:16.116	54.96	1:46.620	16	153.76
				Alan YEO (AUS)		14	28:05.136	45.04	1:48.287	2	151.39
28	910	GT3PA	13	JRM (CHN)	Porsche 911 GT3 R	27	44:53.256				
				Chao LI (CHN)		6	9:51.222	21.95	1:38.043	27	167.21
				Chris VAN DER DRIFT (NZL)		21	35:02.034	78.05	1:34.962	13	172.64
29	17	GT3PA	14	Anstone Racing (CHN)	Mercedes-AMG GT3	17	27:32.455				
				Xu WEI (CHN)		0	0.000	0.00		0	
				Naoki YOKOMIZO (JPN)		17	27:32.455	100.00	1:35.293	15	172.04
30	12	GT3S	7	Audi Sport Asia Team Absolute Racing	Audi R8 LMS GT3 2019	1	2:09.730				
				Weiron TAN (MYS)		0	0.000	0.00		0	
				Martin RUMP (EST)		1	2:09.730	100.00		0	

Weather / Track : Bright / Dry

Chang International
 Circuit Length = 4.554 km
 Start: 11:47 Flag 12:49 End: 12:55

Blancpain GT World Challenge Asia

RACE 2 - PIT STOP ANALYSIS

P1	918 GT3PA	Panther/AAS Motorsport						Porsche 911 GT3 R
D1: Vutthikorn INTHRAPHUVASAK	Total Stint: 16 Laps - 28:01.937 (45.63%)							Best Lap: 1:36.257 On Lap 36 @ 170.31 kph
D2: Alexandre IMPERATORI	Total Stint: 20 Laps - 33:23.833 (54.37%)							Best Lap: 1:34.759 On Lap 16 @ 173.01 kph
STOP	IN TIME	DRIVER IN	STINT TIME	STOP TIME	TOTAL STOP TIME	OUT TIME	DRIVER OUT	
1 -	12:19:52.614	Alexandre IMPERATORI	31:53.286	1:30.547	1:30.547	12:21:23.161	Vutthikorn INTHRAPHUVASAK	
-	Finish	Vutthikorn INTHRAPHU	28:01.937					
P2	912 GT3S	Absolute Racing						Porsche 911 GT3 R
D1: Yuan BO	Total Stint: 17 Laps - 29:18.220 (47.69%)							Best Lap: 1:35.215 On Lap 27 @ 172.18 kph
D2: Jono LESTER	Total Stint: 19 Laps - 32:08.459 (52.31%)							Best Lap: 1:35.574 On Lap 14 @ 171.53 kph
STOP	IN TIME	DRIVER IN	STINT TIME	STOP TIME	TOTAL STOP TIME	OUT TIME	DRIVER OUT	
1 -	12:18:37.340	Jono LESTER	30:38.012	1:30.447	1:30.447	12:20:07.787	Yuan BO	
-	Finish	Yuan BO	29:18.220					
P3	27 GT3S	HubAuto Corsa						Ferrari 488 GT3
D1: Yuya SAKAMOTO	Total Stint: 20 Laps - 34:10.651 (55.55%)							Best Lap: 1:35.257 On Lap 20 @ 172.10 kph
D2: Andre HEIMGARTNER	Total Stint: 16 Laps - 27:21.109 (44.45%)							Best Lap: 1:35.381 On Lap 6 @ 171.88 kph
STOP	IN TIME	DRIVER IN	STINT TIME	STOP TIME	TOTAL STOP TIME	OUT TIME	DRIVER OUT	
1 -	12:13:50.131	Andre HEIMGARTNER	25:50.803	1:30.306	1:30.306	12:15:20.437	Yuya SAKAMOTO	
-	Finish	Yuya SAKAMOTO	34:10.651					
P4	999 GT3S	Audi Sport Asia Team TSRT						Audi R8 LMS GT3 2019
D1: Weian CHEN	Total Stint: 20 Laps - 34:00.547 (55.26%)							Best Lap: 1:35.692 On Lap 36 @ 171.32 kph
D2: Andre COUTO	Total Stint: 16 Laps - 27:31.915 (44.74%)							Best Lap: 1:35.826 On Lap 13 @ 171.08 kph
STOP	IN TIME	DRIVER IN	STINT TIME	STOP TIME	TOTAL STOP TIME	OUT TIME	DRIVER OUT	
1 -	12:13:59.573	Andre COUTO	26:00.245	1:31.670	1:31.670	12:15:31.243	Weian CHEN	
-	Finish	Weian CHEN	34:00.547					
P5	666 GT3PA	Vincenzo Sospiri Racing						Lamborghini Huracan GT3 EVO
D1: Alex AU	Total Stint: 15 Laps - 26:16.216 (42.65%)							Best Lap: 1:36.265 On Lap 35 @ 170.30 kph
D2: Frederik SCHANDORFF	Total Stint: 21 Laps - 35:19.382 (57.35%)							Best Lap: 1:35.691 On Lap 14 @ 171.32 kph
STOP	IN TIME	DRIVER IN	STINT TIME	STOP TIME	TOTAL STOP TIME	OUT TIME	DRIVER OUT	
1 -	12:21:48.502	Frederik SCHANDORFF	33:49.174	1:30.208	1:30.208	12:23:18.710	Alex AU	
-	Finish	Alex AU	26:16.216					
P6	97 GT3S	Solite Indigo Racing						Mercedes-AMG GT3
D1: Roelof BRUINS	Total Stint: 16 Laps - 27:40.030 (44.91%)							Best Lap: 1:35.745 On Lap 26 @ 171.22 kph
D2: Manuel METZGER	Total Stint: 20 Laps - 33:56.037 (55.09%)							Best Lap: 1:35.716 On Lap 17 @ 171.28 kph
STOP	IN TIME	DRIVER IN	STINT TIME	STOP TIME	TOTAL STOP TIME	OUT TIME	DRIVER OUT	
1 -	12:20:09.334	Manuel METZGER	32:10.006	1:46.031	1:46.031	12:21:55.365	Roelof BRUINS	
-	Finish	Roelof BRUINS	27:40.030					
P7	59 GT3PA	Singha Plan-B by Absolute Racing						Audi R8 LMS GT3 2019
D1: Bhurit BHIROMBHAKDI	Total Stint: 15 Laps - 26:25.483 (42.88%)							Best Lap: 1:36.337 On Lap 27 @ 170.17 kph
D2: Kantasak KUSIRI	Total Stint: 21 Laps - 35:11.734 (57.12%)							Best Lap: 1:35.261 On Lap 7 @ 172.09 kph
STOP	IN TIME	DRIVER IN	STINT TIME	STOP TIME	TOTAL STOP TIME	OUT TIME	DRIVER OUT	
1 -	12:21:39.726	Kantasak KUSIRI	33:40.398	1:31.336	1:31.336	12:23:11.062	Bhurit BHIROMBHAKDI	
-	Finish	Bhurit BHIROMBHAKDI	26:25.483					
P8	21 GT3PA	OpenRoad Racing						Porsche 911 GT3 R
D1: Philippe DESCOMBES	Total Stint: 20 Laps - 33:55.566 (55.03%)							Best Lap: 1:35.558 On Lap 19 @ 171.56 kph
D2: Francis TJIA	Total Stint: 16 Laps - 27:43.413 (44.97%)							Best Lap: 1:36.571 On Lap 14 @ 169.76 kph
STOP	IN TIME	DRIVER IN	STINT TIME	STOP TIME	TOTAL STOP TIME	OUT TIME	DRIVER OUT	
1 -	12:14:10.935	Francis TJIA	26:11.607	1:31.806	1:31.806	12:15:42.741	Philippe DESCOMBES	
-	Finish	Philippe DESCOMBES	33:55.566					
P9	99 GT3S	Craft-Bamboo Racing						Mercedes-AMG GT3
D1: Darryl O'YOUNG	Total Stint: 20 Laps - 33:18.373 (53.96%)							Best Lap: 1:35.559 On Lap 24 @ 171.56 kph
D2: Christina NIELSEN	Total Stint: 16 Laps - 27:35.080 (44.69%)							Best Lap: 1:36.220 On Lap 15 @ 170.38 kph
STOP	IN TIME	DRIVER IN	STINT TIME	STOP TIME	TOTAL STOP TIME	OUT TIME	DRIVER OUT	
1 -	12:14:04.057	Christina NIELSEN	26:04.729	1:30.351	1:30.351	12:15:34.408	Darryl O'YOUNG	

Weather / Track : Bright / Dry

Chang International
Circuit Length = 4.554 km
Start: 11:47 Flag 12:49 End: 12:55

Blancpain GT World Challenge Asia

RACE 2 - PIT STOP ANALYSIS

2- 12:18:53.696 Darryl O'YOUNG 3:19.288 50.145 2:20.496 12:19:43.841 Darryl O'YOUNG
 - Finish Darryl O'YOUNG 29:59.085

P10 61 GT3PA ABSSA Motorsport		McLaren 720S GT3					
D1: Piti BHIROMBHAKDI	Total Stint: 16 Laps - 27:25.635 (44.39%)	Best Lap: 1:37.384 On Lap 28 @ 168.34 kph					
D2: Keita SAWA	Total Stint: 20 Laps - 34:21.566 (55.61%)	Best Lap: 1:36.281 On Lap 4 @ 170.27 kph					
STOP	IN TIME	DRIVER IN	STINT TIME	STOP TIME	TOTAL STOP TIME	OUT TIME	DRIVER OUT
1 -	12:20:49.562	Keita SAWA	32:50.234	1:31.332	1:31.332	12:22:20.894	Piti BHIROMBHAKDI
-	Finish	Piti BHIROMBHAKDI	27:25.635				

P11 26 GT3AM B-Quik Racing		Audi R8 LMS GT3 2019					
D1: Daniel BILSKI	Total Stint: 20 Laps - 33:40.542 (54.44%)	Best Lap: 1:37.390 On Lap 23 @ 168.33 kph					
D2: Henk KIKS	Total Stint: 16 Laps - 28:10.651 (45.56%)	Best Lap: 1:37.935 On Lap 14 @ 167.40 kph					
STOP	IN TIME	DRIVER IN	STINT TIME	STOP TIME	TOTAL STOP TIME	OUT TIME	DRIVER OUT
1 -	12:14:38.884	Henk KIKS	26:39.556	1:31.095	1:31.095	12:16:09.979	Daniel BILSKI
-	Finish	Daniel BILSKI	33:40.542				

P12 911 GT3S Absolute Racing		Porsche 911 GT3 R					
D1: Tanart SATHIENTHIRAKUL	Total Stint: 21 Laps - 34:50.957 (56.34%)	Best Lap: 1:35.424 On Lap 20 @ 171.80 kph					
D2: Philip HAMPRECHT	Total Stint: 15 Laps - 25:53.408 (41.85%)	Best Lap: 1:35.394 On Lap 10 @ 171.85 kph					
STOP	IN TIME	DRIVER IN	STINT TIME	STOP TIME	TOTAL STOP TIME	OUT TIME	DRIVER OUT
1 -	11:49:54.619	Philip HAMPRECHT	1:55.291	1:07.215	1:07.215	11:51:01.834	Philip HAMPRECHT
2 -	12:13:19.370	Philip HAMPRECHT	22:17.536	1:40.581	2:47.796	12:14:59.951	Tanart SATHIENTHIRAKUL
-	Finish	Tanart SATHIENTHIRA	34:50.957				

P13 128 GT3AM Vattana Motorsport		Lamborghini Huracan GT3 EVO					
D1: Chonsawat ASAVAHAME	Total Stint: 16 Laps - 27:39.016 (44.68%)	Best Lap: 1:38.317 On Lap 35 @ 166.75 kph					
D2: Akihiro ASAI	Total Stint: 20 Laps - 34:14.371 (55.32%)	Best Lap: 1:36.500 On Lap 16 @ 169.89 kph					
STOP	IN TIME	DRIVER IN	STINT TIME	STOP TIME	TOTAL STOP TIME	OUT TIME	DRIVER OUT
1 -	12:20:40.331	Akihiro ASAI	32:41.003	1:33.368	1:33.368	12:22:13.699	Chonsawat ASAVAHAME
-	Finish	Chonsawat ASAVAHAM	27:39.016				

P14 16 GT3PA Modena Motorsports		Porsche 911 GT3 R					
D1: John SHEN	Total Stint: 15 Laps - 25:53.939 (41.84%)	Best Lap: 1:37.999 On Lap 35 @ 167.29 kph					
D2: Benny SIMONSEN	Total Stint: 21 Laps - 35:34.324 (57.47%)	Best Lap: 1:35.299 On Lap 14 @ 172.03 kph					
STOP	IN TIME	DRIVER IN	STINT TIME	STOP TIME	TOTAL STOP TIME	OUT TIME	DRIVER OUT
1 -	12:15:15.471	Benny SIMONSEN	27:16.143	25.302	25.302	12:15:40.773	Benny SIMONSEN
2 -	12:22:01.471	Benny SIMONSEN	6:20.698	1:57.483	2:22.785	12:23:58.954	John SHEN
-	Finish	John SHEN	25:53.939				

P15 51 GT3AM AMAC Motorsport		Lamborghini Huracan GT3 EVO					
D1: Andrew MACPHERSON	Total Stint: 16 Laps - 27:44.983 (44.7%)	Best Lap: 1:40.763 On Lap 22 @ 162.70 kph					
D2: William Ben PORTER	Total Stint: 20 Laps - 34:19.951 (55.3%)	Best Lap: 1:36.335 On Lap 16 @ 170.18 kph					
STOP	IN TIME	DRIVER IN	STINT TIME	STOP TIME	TOTAL STOP TIME	OUT TIME	DRIVER OUT
1 -	12:20:38.799	William Ben PORTER	32:39.471	1:40.480	1:40.480	12:22:19.279	Andrew MACPHERSON
-	Finish	Andrew MACPHERSON	27:44.983				

P16 88 GT3PA Craft-Bamboo Racing		Mercedes-AMG GT3					
D1: Jeffrey LEE	Total Stint: 14 Laps - 25:41.649 (41.63%)	Best Lap: 1:38.448 On Lap 35 @ 166.52 kph					
D2: Alessio PICARIELLO	Total Stint: 21 Laps - 34:52.507 (56.51%)	Best Lap: 1:34.615 On Lap 17 @ 173.27 kph					
STOP	IN TIME	DRIVER IN	STINT TIME	STOP TIME	TOTAL STOP TIME	OUT TIME	DRIVER OUT
1 -	12:21:19.544	Alessio PICARIELLO	33:20.216	1:32.291	1:32.291	12:22:51.835	Jeffrey LEE
2 -	12:29:53.015	Jeffrey LEE	7:01.180	1:08.708	2:40.999	12:31:01.723	Jeffrey LEE
-	Finish	Jeffrey LEE	18:40.469				

P17 75 GT3PA T2 Motorsports		Ferrari 488 GT3					
D1: David TJIPTOBIANTORO	Total Stint: 16 Laps - 29:18.407 (47.23%)	Best Lap: 1:37.306 On Lap 24 @ 168.48 kph					
D2: Rio HARYANTO	Total Stint: 19 Laps - 32:10.290 (51.84%)	Best Lap: 1:35.535 On Lap 10 @ 171.60 kph					
STOP	IN TIME	DRIVER IN	STINT TIME	STOP TIME	TOTAL STOP TIME	OUT TIME	DRIVER OUT
1 -	12:18:43.149	Rio HARYANTO	30:43.821	1:26.469	1:26.469	12:20:09.618	David TJIPTOBIANTORO

Weather / Track : Bright / Dry

Chang International
 Circuit Length = 4.554 km
 Start: 11:47 Flag 12:49 End: 12:55

Blancpain GT World Challenge Asia

RACE 2 - PIT STOP ANALYSIS

2- 12:32:38.372 David TJIPTOBIANTORC 12:28.754 34.570 2:01.039 12:33:12.942 David TJIPTOBIANTORO
 - Finish David TJIPTOBIANTOR 16:49.653

P18	55	GT3PA	Craft-Bamboo Racing					Mercedes-AMG GT3
D1: Daniel AU			Total Stint: 14 Laps - 26:38.012 (42.81%)					Best Lap: 1:43.060 On Lap 24 @ 159.07 kph
D2: Melvin MOH			Total Stint: 21 Laps - 35:35.099 (57.19%)					Best Lap: 1:35.583 On Lap 15 @ 171.52 kph
STOP	IN TIME	DRIVER IN	STINT TIME	STOP TIME	TOTAL STOP TIME	OUT TIME	DRIVER OUT	
1 -	12:21:55.898	Melvin MOH	33:56.570	1:38.529	1:38.529	12:23:34.427	Daniel AU	
-	Finish	Daniel AU	26:38.012					

P19	888	GT3PA	Triple Eight Race Engineering Australia					Mercedes-AMG GT3
D1: HH Prince Abdul Rahman IBRAHIM			Total Stint: 13 Laps - 24:10.646 (39.13%)					Best Lap: 1:37.012 On Lap 24 @ 168.99 kph
D2: Jazeman JAAFAR			Total Stint: 21 Laps - 34:59.388 (56.63%)					Best Lap: 1:34.521 On Lap 13 @ 173.44 kph
STOP	IN TIME	DRIVER IN	STINT TIME	STOP TIME	TOTAL STOP TIME	OUT TIME	DRIVER OUT	
1 -	12:21:27.148	Jazeman JAAFAR	33:27.820	1:31.568	1:31.568	12:22:58.716	HH Prince Abdul Rahman IBRAHIM	
2 -	12:30:57.639	HH Prince Abdul Rahman	7:58.923	2:37.033	4:08.601	12:33:34.672	HH Prince Abdul Rahman IBRAHIM	
-	Finish	HH Prince Abdul Rahman	16:11.723					

P20	8	GT3PA	ARN Racing					Porsche 911 GT3 R
D1: Hiroaki NAGAI			Total Stint: 14 Laps - 25:06.985 (43.78%)					Best Lap: 1:37.500 On Lap 25 @ 168.14 kph
D2: Yuta KAMIMURA			Total Stint: 19 Laps - 32:15.509 (56.22%)					Best Lap: 1:35.542 On Lap 10 @ 171.59 kph
STOP	IN TIME	DRIVER IN	STINT TIME	STOP TIME	TOTAL STOP TIME	OUT TIME	DRIVER OUT	
1 -	12:18:44.333	Yuta KAMIMURA	30:45.005	1:30.504	1:30.504	12:20:14.837	Hiroaki NAGAI	
2 -	12:45:21.822	Hiroaki NAGAI						

P21	81	GT4AM	BMW Team Studie					BMW M4 GT4
D1: Takayuki KINOSHITA			Total Stint: 15 Laps - 28:31.377 (45.79%)					Best Lap: 1:46.493 On Lap 21 @ 153.94 kph
D2: Sunako JUKUCHOU			Total Stint: 18 Laps - 33:45.869 (54.21%)					Best Lap: 1:45.469 On Lap 14 @ 155.44 kph
STOP	IN TIME	DRIVER IN	STINT TIME	STOP TIME	TOTAL STOP TIME	OUT TIME	DRIVER OUT	
1 -	12:20:02.847	Sunako JUKUCHOU	32:03.519	1:42.350	1:42.350	12:21:45.197	Takayuki KINOSHITA	
-	Finish	Takayuki KINOSHITA	28:31.377					

P22	11	GT4AM	GTO Racing with TTR					Mercedes-AMG GT4
D1: Brian LEE			Total Stint: 18 Laps - 33:00.212 (52.98%)					Best Lap: 1:46.187 On Lap 32 @ 154.39 kph
D2: Tony FONG			Total Stint: 15 Laps - 29:17.424 (47.02%)					Best Lap: 1:46.951 On Lap 5 @ 153.28 kph
STOP	IN TIME	DRIVER IN	STINT TIME	STOP TIME	TOTAL STOP TIME	OUT TIME	DRIVER OUT	
1 -	12:15:35.677	Tony FONG	27:36.349	1:41.075	1:41.075	12:17:16.752	Brian LEE	
-	Finish	Brian LEE	33:00.212					

P23	77	GT4AM	Craft-Bamboo Racing					Mercedes-AMG GT4
D1: Frank YU			Total Stint: 16 Laps - 30:09.581 (48.37%)					Best Lap: 1:46.474 On Lap 32 @ 153.97 kph
D2: Jean-Marc MERLIN			Total Stint: 17 Laps - 32:11.166 (51.63%)					Best Lap: 1:45.829 On Lap 13 @ 154.91 kph
STOP	IN TIME	DRIVER IN	STINT TIME	STOP TIME	TOTAL STOP TIME	OUT TIME	DRIVER OUT	
1 -	12:18:22.284	Jean-Marc MERLIN	30:22.956	1:48.210	1:48.210	12:20:10.494	Frank YU	
-	Finish	Frank YU	30:09.581					

P24	111	GT4AM	Team iRace.Win					Mercedes-AMG GT4
D1: Setiawan SANTOSO			Total Stint: 15 Laps - 28:31.866 (45.76%)					Best Lap: 1:46.804 On Lap 21 @ 153.49 kph
D2: Ringo CHONG			Total Stint: 18 Laps - 33:49.029 (54.24%)					Best Lap: 1:45.597 On Lap 6 @ 155.25 kph
STOP	IN TIME	DRIVER IN	STINT TIME	STOP TIME	TOTAL STOP TIME	OUT TIME	DRIVER OUT	
1 -	12:20:12.832	Ringo CHONG	32:13.504	1:35.525	1:35.525	12:21:48.357	Setiawan SANTOSO	
-	Finish	Setiawan SANTOSO	28:31.866					

P25	80	GT4AM	Racing Spirit Team					Porsche Cayman GT4 Clubsport MR
D1: Munkong SATHIENTHIRAKUL			Total Stint: 19 Laps - 34:51.112 (55.83%)					Best Lap: 1:47.170 On Lap 18 @ 152.97 kph
D2: Preeda TANTEMSAPYA			Total Stint: 14 Laps - 27:34.483 (44.17%)					Best Lap: 1:48.722 On Lap 12 @ 150.79 kph
STOP	IN TIME	DRIVER IN	STINT TIME	STOP TIME	TOTAL STOP TIME	OUT TIME	DRIVER OUT	
1 -	12:13:59.189	Preeda TANTEMSAPYA	25:59.861	1:34.622	1:34.622	12:15:33.811	Munkong SATHIENTHIRAKUL	
-	Finish	Munkong SATHIENTHIRAKUL	34:51.112					

Weather / Track : Bright / Dry

Chang International
 Circuit Length = 4.554 km
 Start: 11:47 Flag 12:49 End: 12:55

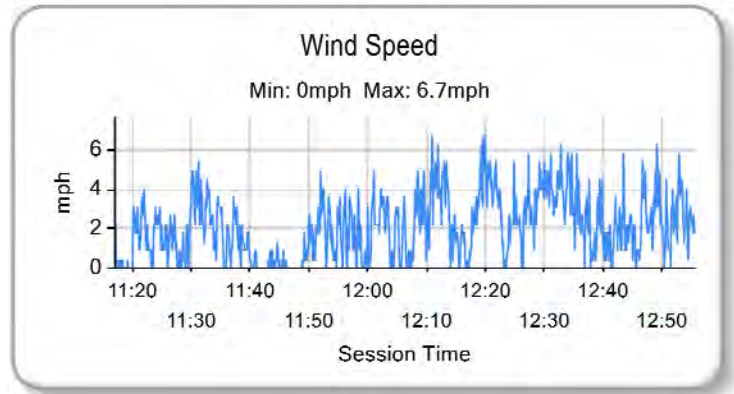
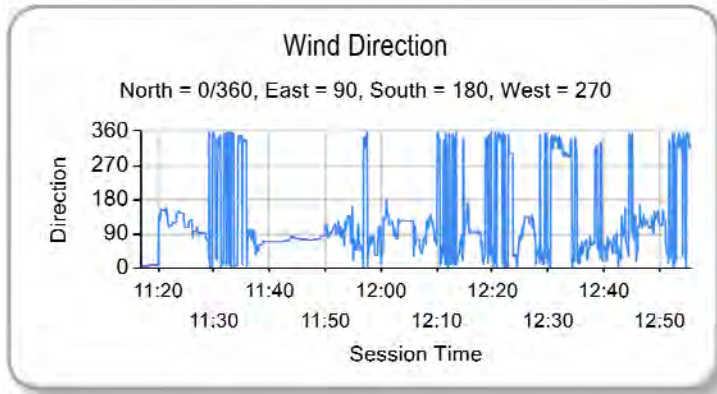
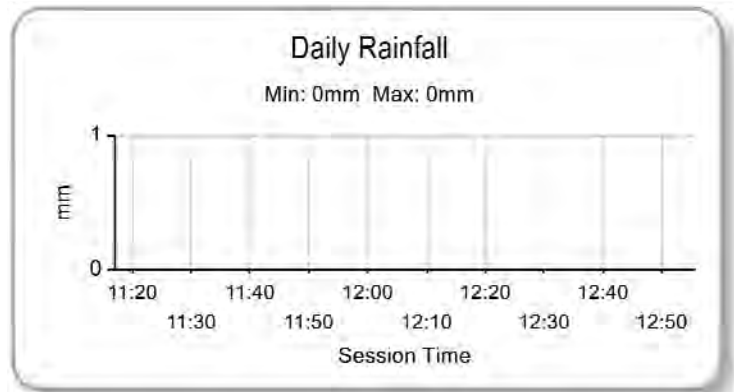
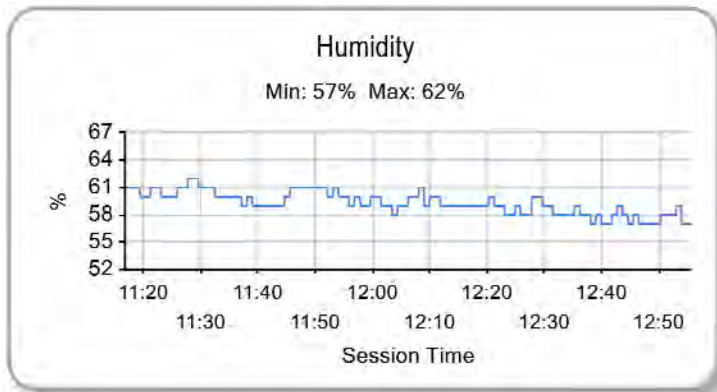
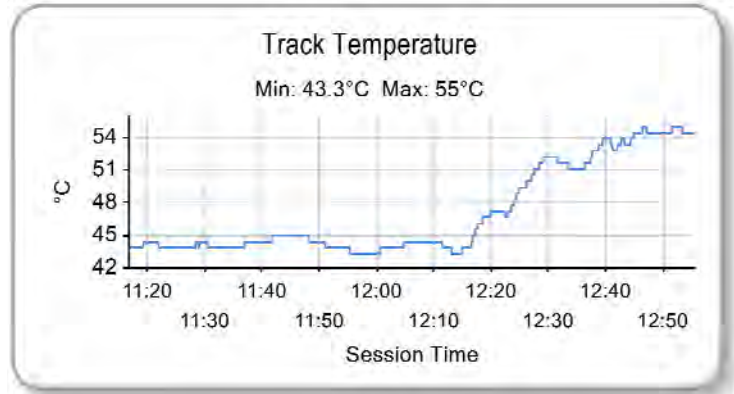
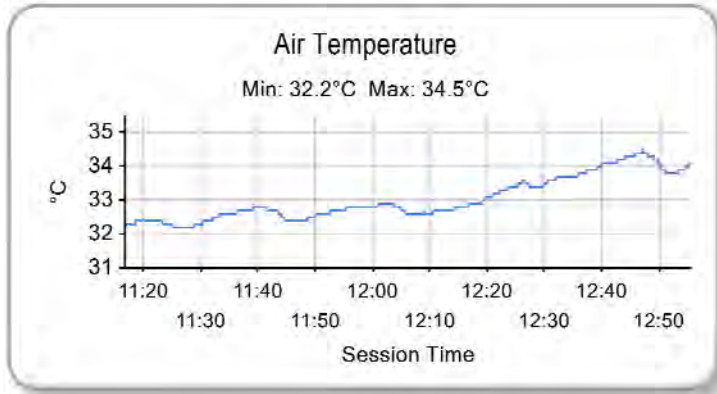
Blancpain GT World Challenge Asia

RACE 2 - PIT STOP ANALYSIS

STOP	IN TIME	DRIVER IN	STINT TIME	STOP TIME	TOTAL STOP TIME	OUT TIME	DRIVER OUT
P26 13 GT3PA Audi Sport Asia Team Absolute Racing Audi R8 LMS GT3 2019							
D1: Jingzu SUN		Total Stint: 11 Laps - 19:55.687 (36.16%)		Best Lap: 1:37.700 On Lap 23 @ 167.80 kph			
D2: Congfu CHENG		Total Stint: 21 Laps - 35:10.793 (63.84%)		Best Lap: 1:35.305 On Lap 17 @ 172.02 kph			
STOP	IN TIME	DRIVER IN	STINT TIME	STOP TIME	TOTAL STOP TIME	OUT TIME	DRIVER OUT
1 -	12:21:38.597	Congfu CHENG	33:39.269	1:31.524	1:31.524	12:23:10.121	Jingzu SUN
-	Finish	Jingzu SUN	19:55.687				
P27 199 GT4AM Team iRace.Win Mercedes-AMG GT4							
D1: Angelo NEGRO		Total Stint: 18 Laps - 34:16.116 (54.96%)		Best Lap: 1:46.620 On Lap 16 @ 153.76 kph			
D2: Alan YEO		Total Stint: 14 Laps - 28:05.136 (45.04%)		Best Lap: 1:48.287 On Lap 2 @ 151.39 kph			
STOP	IN TIME	DRIVER IN	STINT TIME	STOP TIME	TOTAL STOP TIME	OUT TIME	DRIVER OUT
1 -	12:14:25.797	Alan YEO	26:26.469	1:38.667	1:38.667	12:16:04.464	Angelo NEGRO
-	Finish	Angelo NEGRO	34:16.116				
P28 910 GT3PA JRM Porsche 911 GT3 R							
D1: Chao LI		Total Stint: 6 Laps - 9:51.222 (21.95%)		Best Lap: 1:38.043 On Lap 27 @ 167.21 kph			
D2: Chris VAN DER DRIFT		Total Stint: 21 Laps - 35:02.034 (78.05%)		Best Lap: 1:34.962 On Lap 13 @ 172.64 kph			
STOP	IN TIME	DRIVER IN	STINT TIME	STOP TIME	TOTAL STOP TIME	OUT TIME	DRIVER OUT
1 -	12:21:29.893	Chris VAN DER DRIFT	33:30.565	1:31.469	1:31.469	12:23:01.362	Chao LI
-	Finish	Chao LI	9:51.222				
P29 17 GT3PA Anstone Racing Mercedes-AMG GT3							
D1: Xu WEI		Total Stint: 0 Laps		Best Lap: 1:35.293 On Lap 15 @ 172.04 kph			
D2: Naoki YOKOMIZO		Total Stint: 17 Laps - 27:32.455 (100%)					
STOP	IN TIME	DRIVER IN	STINT TIME	STOP TIME	TOTAL STOP TIME	OUT TIME	DRIVER OUT
1 -	12:15:31.783	Naoki YOKOMIZO					
P30 12 GT3S Audi Sport Asia Team Absolute Racing Audi R8 LMS GT3 2019							
D1: Weiron TAN		Total Stint: 0 Laps					
D2: Martin RUMP		Total Stint: 1 Laps - 2:09.730 (100%)					
STOP	IN TIME	DRIVER IN	STINT TIME	STOP TIME	TOTAL STOP TIME	OUT TIME	DRIVER OUT
1 -	11:50:09.058	Martin RUMP					

Blancpain GT World Challenge Asia

RACE 2 - WEATHER CONDITIONS



Weather / Track : Bright / Dry

Results can be found at www.tsl-timing.com

Chang International
 Circuit Length = 4.554 km
 Start: 11:47 Flag 12:49 End: 12:55

Printed - 12:55 Sunday, 12 May 2019

Blancpain GT World Challenge Asia

RACE 2 - STATISTICS

Competitors Started 30
Planned Start 2019-05-12 @ 11:45:00.000
Actual Start 2019-05-12 @ 11:47:59.327
Finish Time 2019-05-12 @ 12:49:21.258
Track Length 4.554km
Total Laps 987
Total Distance Covered 4494.798km

Session Fastest Lap History

NO	CL	NAME	LAP TIME	TIME OF DAY	LAP	VEHICLE
88	GT3PA	Craft-Bamboo Racing <i>A. PICARIELLO</i>	1:39.697	11:49:39.049	1	Mercedes-AMG GT3
88	GT3PA	Craft-Bamboo Racing <i>A. PICARIELLO</i>	1:34.650	11:51:13.700	2	Mercedes-AMG GT3
888	GT3PA	Triple Eight Race Engineering Australia <i>H. IBRAHIM</i>	1:34.521	12:08:43.256	13	Mercedes-AMG GT3

Session Leader History

NO	CL	NAME	FROM LAP	LAPS LED	DISTANCE	VEHICLE
88	GT3PA	Craft-Bamboo Racing <i>A. PICARIELLO</i>	1	24	109.14 km	Mercedes-AMG GT3
918	GT3PA	Panther/AAS Motorsport <i>V. INTHRAPHUVASAK</i>	25	12	54.64 km	Porsche 911 GT3 R

Flag History

TYPE	TIME OF DAY
GREEN	11:47:59.327
SAFETY	12:35:41.483
GREEN	12:42:56.826
FINISH	12:49:21.258

Flag Statistics

TYPE	COUNT	TOTAL LAPS	TOTAL TIME
Green	2	33	1:00:22.475
Red	0	0	0.000
Safety Car	1	3	7:15.343
FCY	0	0	0.000

Weather / Track : Bright / Dry

These results are provisional until the conclusion of any judicial and technical matters.

Chang International
Circuit Length = 4.554 km
Start: 11:47 Flag 12:49 End: 12:55

Race Director : Ravin	Stewards :	Timekeeper :
-----------------------	------------	--------------

Blancpain GT World Challenge Asia

RACE 2 - STATISTICS

CLASS : GT3S

7 Starters

Fastest Lap History

NO	NAME	LAP TIME	TIME OF DAY	LAP	VEHICLE
97	Solite Indigo Racing <i>M. METZGER</i>	1:44.685	11:49:44.039	1	Mercedes-AMG GT3
97	Solite Indigo Racing <i>M. METZGER</i>	1:36.502	11:51:20.540	2	Mercedes-AMG GT3
97	Solite Indigo Racing <i>M. METZGER</i>	1:35.912	11:52:56.452	3	Mercedes-AMG GT3
911	Absolute Racing <i>P. HAMPRECHT</i>	1:35.573	11:54:10.266	3	Porsche 911 GT3 R
911	Absolute Racing <i>P. HAMPRECHT</i>	1:35.494	11:55:45.760	4	Porsche 911 GT3 R
27	HubAuto Corsa <i>A. HEIMGARTNER</i>	1:35.381	11:57:47.544	6	Ferrari 488 GT3
27	HubAuto Corsa <i>Y. SAKAMOTO</i>	1:35.257	12:21:41.158	20	Ferrari 488 GT3
912	Absolute Racing <i>Y. BO</i>	1:35.215	12:32:50.363	27	Porsche 911 GT3 R

Leader History

NO	NAME	FROM LAP	LAPS LED	DISTANCE	VEHICLE
97	Solite Indigo Racing <i>M. METZGER</i>	1	20	90.92 km	Mercedes-AMG GT3
912	Absolute Racing <i>Y. BO</i>	21	16	72.86 km	Porsche 911 GT3 R

Weather / Track : Bright / Dry

These results are provisional until the conclusion of any judicial and technical matters.

Chang International

Circuit Length = 4.554 km

Start: 11:47 Flag 12:49 End: 12:55

Race Director : Ravin	Stewards :	Timekeeper :
-----------------------	------------	--------------

Blancpain GT World Challenge Asia

RACE 2 - STATISTICS

CLASS : GT3PA

14 Starters

Fastest Lap History

NO	NAME	LAP TIME	TIME OF DAY	LAP	VEHICLE
88	Craft-Bamboo Racing <i>A. PICARIELLO</i>	1:39.697	11:49:39.049	1	Mercedes-AMG GT3
88	Craft-Bamboo Racing <i>A. PICARIELLO</i>	1:34.650	11:51:13.700	2	Mercedes-AMG GT3
888	Triple Eight Race Engineering Australia <i>H. IBRAHIM</i>	1:34.521	12:08:43.256	13	Mercedes-AMG GT3

Leader History

NO	NAME	FROM LAP	LAPS LED	DISTANCE	VEHICLE
88	Craft-Bamboo Racing <i>A. PICARIELLO</i>	1	24	109.14 km	Mercedes-AMG GT3
918	Panther/AAS Motorsport <i>V. INTHRAPHUVASAK</i>	25	12	54.64 km	Porsche 911 GT3 R

Weather / Track : Bright / Dry

These results are provisional until the conclusion of any judicial and technical matters.

Chang International

Circuit Length = 4.554 km

Start: 11:47 Flag 12:49 End: 12:55

Race Director : Ravin	Stewards :	Timekeeper :
-----------------------	------------	--------------

Blancpain GT World Challenge Asia

RACE 2 - STATISTICS

CLASS : GT3AM

3 Starters

Fastest Lap History

NO	NAME	LAP TIME	TIME OF DAY	LAP	VEHICLE
51	AMAC Motorsport <i>W. PORTER</i>	1:47.558	11:49:46.912	1	Lamborghini Huracan GT3 EVO
51	AMAC Motorsport <i>W. PORTER</i>	1:37.303	11:51:24.215	2	Lamborghini Huracan GT3 EVO
51	AMAC Motorsport <i>W. PORTER</i>	1:36.994	11:53:01.208	3	Lamborghini Huracan GT3 EVO
128	Vattana Motorsport <i>A. ASAI</i>	1:36.980	11:53:01.749	3	Lamborghini Huracan GT3 EVO
51	AMAC Motorsport <i>W. PORTER</i>	1:36.977	11:56:16.155	5	Lamborghini Huracan GT3 EVO
51	AMAC Motorsport <i>W. PORTER</i>	1:36.488	12:04:24.118	10	Lamborghini Huracan GT3 EVO
51	AMAC Motorsport <i>W. PORTER</i>	1:36.335	12:14:07.662	16	Lamborghini Huracan GT3 EVO

Leader History

NO	NAME	FROM LAP	LAPS LED	DISTANCE	VEHICLE
51	AMAC Motorsport <i>W. PORTER</i>	1	7	31.72 km	Lamborghini Huracan GT3 EVO
128	Vattana Motorsport <i>A. ASAI</i>	8	1	4.55 km	Lamborghini Huracan GT3 EVO
51	AMAC Motorsport <i>W. PORTER</i>	9	12	54.64 km	Lamborghini Huracan GT3 EVO
128	Vattana Motorsport <i>C. ASAVAHAME</i>	21	15	68.31 km	Lamborghini Huracan GT3 EVO
26	B-Quik Racing <i>H. KIKS</i>	36	1	4.55 km	Audi R8 LMS GT3 2019

Weather / Track : Bright / Dry

These results are provisional until the conclusion of any judicial and technical matters.

Chang International

Circuit Length = 4.554 km

Start: 11:47 Flag 12:49 End: 12:55

Race Director : Ravin	Stewards :	Timekeeper :
-----------------------	------------	--------------

Blancpain GT World Challenge Asia

RACE 2 - STATISTICS

CLASS : GT4AM

6 Starters

Fastest Lap History

NO	NAME	LAP TIME	TIME OF DAY	LAP	VEHICLE
111	Team iRace.Win <i>S. SANTOSO</i>	1:54.971	11:49:54.327	1	Mercedes-AMG GT4
81	BMW Team Studie <i>S. JUKUCHOU</i>	1:46.224	11:51:41.248	2	BMW M4 GT4
77	Craft-Bamboo Racing <i>J. MERLIN</i>	1:46.163	11:55:14.569	4	Mercedes-AMG GT4
111	Team iRace.Win <i>S. SANTOSO</i>	1:45.963	11:55:14.962	4	Mercedes-AMG GT4
81	BMW Team Studie <i>S. JUKUCHOU</i>	1:45.888	11:58:45.978	6	BMW M4 GT4
77	Craft-Bamboo Racing <i>J. MERLIN</i>	1:45.854	11:58:46.487	6	Mercedes-AMG GT4
111	Team iRace.Win <i>S. SANTOSO</i>	1:45.597	11:58:46.982	6	Mercedes-AMG GT4
81	BMW Team Studie <i>S. JUKUCHOU</i>	1:45.469	12:12:56.725	14	BMW M4 GT4

Leader History

NO	NAME	FROM LAP	LAPS LED	DISTANCE	VEHICLE
111	Team iRace.Win <i>S. SANTOSO</i>	1	1	4.39 km	Mercedes-AMG GT4
81	BMW Team Studie <i>S. JUKUCHOU</i>	2	32	145.72 km	BMW M4 GT4

Weather / Track : Bright / Dry

These results are provisional until the conclusion of any judicial and technical matters.

Chang International

Circuit Length = 4.554 km

Start: 11:47 Flag 12:49 End: 12:55

Race Director : Ravin	Stewards :	Timekeeper :
-----------------------	------------	--------------