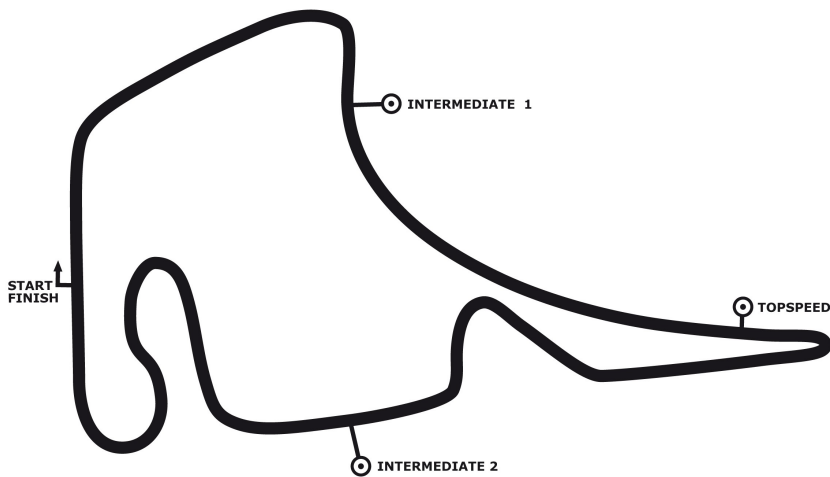


DTM

DTM Hockenheim I

race 1



Hockenheimring BW 4574 m

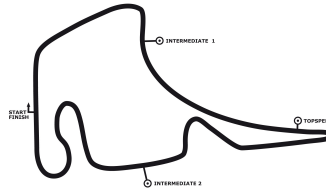
03. - 05.05.2019

DTM Hockenheim I

Hockenheimring BW, length 4574 m

03. - 05.05.2019

DTM



DTM

Result race 1, 04.05.2019

DMSB-Reg.No.: 118/19

Rk	No	ENTRANT/DRIVER	CAR	LAPS	TIME	GAP	INT	km/h	BEST	IN
1	11	BMW Team RMG Marco Wittmann (DEU)	Schaeffler BMW M4 DTM	34	1:03:30.158			146.938	1:43.574	34
2	99	Audi Sport Team Phoenix Mike Rockenfeller (DEU)	Akrapovic Audi RS 5 DTM	34	1:03:43.885	13.727	13.727	146.411	1:44.266	33
3	4	Audi Sport Team Abt Sportsline Robin Frijns (NLD)	Aral Ultimate Audi RS 5 DTM	34	1:04:04.839	34.681	20.954	145.613	1:44.063	33
4	16	BMW Team RMR Timo Glock (DEU)	JIVS BMW M4 DTM	34	1:04:07.565	37.407	02.726	145.510	1:42.469	34
5	28	Audi Sport Team Phoenix Loic Duval (FRA)	MASCOT WORKWEAR Audi RS 5 DTM	34	1:04:33.541	1:03.383	25.976	144.534	1:42.663	33
6	31	BMW Team RBM Sheldon Van der Linde (RSA)	Shell BMW M4 DTM	34	1:04:35.611	1:05.453	02.070	144.457	1:42.554	33
7	7	BMW Team RMG Bruno Spengler (CAN)	BMW Bank M4 DTM	34	1:04:44.044	1:13.886	08.433	144.143	1:44.560	32
8	51	Audi Sport Team Abt Sportsline Nico Müller (CHE)	Castrol EDGE Audi RS 5 DTM	34	1:04:59.938	1:29.780	15.894	143.556	1:43.777	31
9	23	R-Motorsport 2 Daniel Juncadella (ESP)	Aston Martin Vantage DTM	34	1:05:00.480	1:30.322	00.542	143.536	1:44.438	33
10	21	WRT Team Audi Sport Pietro Fittipaldi (BRA)	WRT Audi RS 5 DTM	34	1:05:02.031	1:31.873	01.551	143.479	1:42.821	34
11	76	R-Motorsport 1 Jake Dennis (GBR)	Aston Martin Vantage DTM	34	1:05:07.057	1:36.899	05.026	143.294	1:42.797	33
12	53	Audi Sport Team Rosberg Jamie Green (GBR)	Hoffmann Group Audi RS 5 DTM	33	1:03:51.302	1 Runde	13.195	141.829	1:44.756	32
13	47	BMW Team RBM Joel Eriksson (SWE)	CATL BMW M4 DTM	33	1:04:04.497	1 Runde	05.531	141.343	1:49.458	33
14	25	BMW Team RMR Philipp Eng (AUT)	ZF BMW M4 DTM	33	1:04:10.028	1 Runde	35.810	141.140	1:44.008	33
15	27	WRT Team Audi Sport Jonathan Aberdein (RSA)	WRT Audi RS 5 DTM	33	1:04:45.838	1 Runde		139.839	1:45.058	33
16	33	Audi Sport Team Rosberg René Rast (DEU)	Audi Sport RS 5 DTM	28	52:18.240	6 Runden	5 Runden	146.916	1:47.237	28
NOT CLASSIFIED										
	3	R-Motorsport 1 Paul Di Resta (GBR)	Aston Martin Vantage DTM	17	34:29.880	17 Runden		135.239	1:55.565	15
	62	R-Motorsport 2 Ferdinand von Habsburg (AUT)	Aston Martin Vantage DTM	2	4:36.164	32 Runden		119.251	2:21.899	1

fastest lap: 16 Glock Timo 1:42.469 = 160.696 km/h at lap 34

Issued:	Clerk of the Course:	Timekeeper:
---------	----------------------	-------------

Subject to final scrutineering !

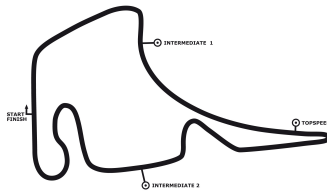


DTM Hockenheim I

Hockenheimring BW, length 4574 m

03. - 05.05.2019

DTM



DTM

Lap by Lap race 1, 04.05.2019

DMSB-Reg.No.: 118/19

3 Paul Di Resta , Aston Martin Vantage DTM / GBR															
1	2:10.669	2	2:04.713	3	2:03.745	4	2:01.368	5	2:00.415	6	1:58.871	7	1:57.577	8	1:58.824
9	1:57.637	10	1:56.660	11	1:55.980	12	1:55.713	13	1:56.901	14	1:58.380	15	1:55.565	pit	2:00.205
pit	2:36.657														

4 Robin Frijns , Aral Ultimate Audi RS 5 DTM / NLD															
1	2:07.223	2	1:59.996	3	1:59.672	4	2:00.622	5	1:59.701	6	1:56.133	7	1:55.838	8	1:54.954
9	1:55.897	10	1:54.794	11	1:53.571	12	1:53.584	13	1:52.788	14	1:52.624	15	1:50.839	16	1:50.956
17	1:50.393	18	1:50.746	19	1:50.466	20	1:49.838	21	1:49.618	22	1:49.442	23	1:49.294	24	1:49.971
25	1:48.532	26	1:48.891	27	1:48.856	28	1:48.033	29	1:48.297	pit	1:53.380	31	2:15.591	32	1:44.972
33	1:44.063	34	1:45.264												

7 Bruno Spengler , BMW Bank M4 DTM / CAN															
1	2:16.439	2	2:05.758	3	2:02.158	4	2:03.745	5	2:01.160	6	1:59.897	7	1:58.588	8	1:56.979
9	1:56.712	10	1:55.784	11	1:55.622	12	1:55.180	13	1:53.758	14	1:54.160	15	1:53.293	16	1:52.985
17	1:52.613	18	1:51.138	19	1:49.655	20	1:49.371	21	1:49.042	22	1:49.152	23	1:49.184	24	1:49.077
25	1:48.582	26	1:48.244	pit	1:53.494	28	2:20.902	29	1:47.026	30	1:44.716	31	1:44.640	32	1:44.560
33	1:44.636	34	1:45.794												

11 Marco Wittmann , Schaeffler BMW M4 DTM / DEU															
1	2:05.668	2	1:59.663	3	1:59.089	4	1:58.087	5	1:56.473	6	1:55.672	7	1:54.712	8	1:53.892
9	1:53.051	10	1:52.580	11	1:52.693	12	1:52.056	13	1:51.053	14	1:51.048	15	1:51.156	16	1:50.716
17	1:50.240	18	1:49.489	19	1:49.365	20	1:48.774	21	1:48.516	22	1:48.232	23	1:47.742	24	1:47.660
25	1:47.750	26	1:47.634	27	1:47.084	28	1:46.814	29	1:46.257	30	1:45.977	pit	1:51.854	32	2:20.590
33	1:44.997	34	1:43.574												

16 Timo Glock , JIVS BMW M4 DTM / DEU															
1	2:17.513	2	2:05.299	3	2:01.907	4	2:02.163	5	1:57.917	6	1:57.041	7	1:56.565	8	1:54.500
9	1:54.059	10	1:53.913	11	1:53.976	12	1:53.404	13	1:54.543	14	1:52.218	15	1:50.540	16	1:50.705
17	1:50.605	18	1:50.906	19	1:49.462	20	1:49.008	21	1:48.442	22	1:47.804	23	1:48.080	24	1:47.192
25	1:47.280	26	1:47.389	27	1:47.061	28	1:46.646	29	1:46.679	30	1:47.390	pit	1:51.080	32	2:19.658
33	1:44.151	34	1:42.469												

21 Pietro Fittipaldi , WRT Audi RS 5 DTM / BRA															
1	2:20.743	2	2:04.842	3	2:05.628	4	2:02.208	5	2:00.126	6	2:01.363	7	1:58.995	8	1:57.888
9	1:57.250	10	1:57.401	11	1:54.809	12	1:54.804	13	1:55.123	14	1:53.802	15	1:52.908	16	1:52.884
17	1:52.038	18	1:51.791	19	1:51.639	20	1:51.194	21	1:51.429	22	1:50.280	23	1:49.367	24	1:49.120
25	1:48.895	26	1:48.148	27	1:48.545	28	1:48.176	29	1:47.629	30	1:47.279	pit	1:53.283	32	2:16.221
33	1:43.402	34	1:42.821												

23 Daniel Juncadella , Aston Martin Vantage DTM / ESP															
pit	2:29.530	2	2:36.757	3	2:05.470	4	2:02.603	5	2:01.585	6	1:58.945	7	1:59.397	8	1:56.428
9	1:56.860	10	1:57.026	11	1:56.034	12	1:54.986	13	1:54.202	14	1:53.335	15	1:53.170	16	1:57.275
17	1:54.402	18	1:52.240	19	1:51.928	20	1:50.916	21	1:50.126	22	1:49.294	23	1:49.189	24	1:49.004
25	1:48.242	26	1:47.564	27	1:47.041	28	1:46.044	29	1:45.542	30	1:46.544	31	1:45.126	32	1:44.628
33	1:44.438	34	1:44.609												

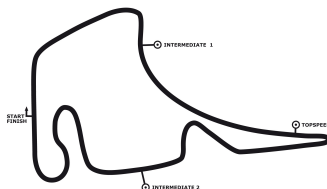
25 Philipp Eng , ZF BMW M4 DTM / AUT															
pit	2:24.662	2	2:45.636	3	2:07.983	4	2:03.414	5	2:02.158	6	2:01.595	7	2:00.190	8	1:58.451
9	1:59.355	10	2:02.296	11	1:59.896	12	1:57.834	13	1:58.230	14	1:56.673	15	1:55.525	16	1:56.498

DTM Hockenheim I

Hockenheimring BW, length 4574 m

03. - 05.05.2019

DTM



DTM

Lap by Lap race 1, 04.05.2019

DMSB-Reg.No.: 118/19

17	1:54.269	18	1:53.455	19	1:53.357	20	1:52.284	21	1:51.647	22	1:51.783	23	1:50.148	24	1:49.779
25	1:52.887	26	1:49.814	27	1:47.423	28	1:46.077	29	1:45.574	30	1:45.329	31	1:47.310	32	1:44.488
33	1:44.008														

27 Jonathan Aberdein , WRT Audi RS 5 DTM / RSA

1	2:21.620	2	2:04.828	3	2:05.363	4	2:02.293	5	2:00.140	6	1:59.666	7	1:57.637	8	1:57.265
9	1:55.858	10	1:57.372	11	1:54.760	12	1:54.110	13	1:54.699	14	1:53.783	15	1:54.037	16	1:52.199
17	1:51.982	18	1:50.871	19	1:51.648	20	1:51.714	21	1:49.231	pit	1:59.742	23	2:45.214	24	2:04.695
25	1:59.401	26	1:59.587	27	1:58.248	28	1:56.899	29	1:53.141	30	1:49.711	31	1:47.847	32	1:45.219
33	1:45.058														

28 Loic Duval , MASCOT WORKWEAR Audi RS 5 DTM / FRA

1	2:15.986	2	2:03.527	3	2:02.561	4	2:02.803	5	2:01.103	6	2:00.099	7	1:57.419	8	1:57.553
9	1:56.683	10	1:55.701	11	1:55.057	12	1:55.066	13	1:53.325	14	1:56.353	15	1:52.061	16	1:51.672
17	1:51.117	18	1:51.198	19	1:50.675	20	1:50.213	21	1:49.904	22	1:49.516	23	1:50.281	24	1:49.919
25	1:48.714	26	1:48.305	27	1:50.048	pit	1:53.325	29	2:16.459	30	1:44.702	31	1:43.448	32	1:42.791
33	1:42.663	34	1:43.294												

31 Sheldon Van der Linde , Shell BMW M4 DTM / RSA

1	2:12.542	2	2:04.044	3	2:03.690	4	2:01.609	5	2:00.359	6	1:58.938	7	1:59.095	8	1:57.531
9	1:57.228	10	1:56.403	11	1:55.893	12	1:55.629	13	1:56.445	14	1:54.152	15	1:53.237	16	1:51.832
17	1:51.158	18	1:50.659	19	1:50.808	20	1:49.701	21	1:49.525	22	1:49.827	23	1:49.860	24	1:49.954
25	1:48.729	26	1:48.359	27	1:48.914	28	1:46.305	29	1:46.987	30	1:45.780	pit	1:52.336	32	2:12.606
33	1:42.554	34	1:42.922												

33 René Rast , Audi Sport RS 5 DTM / DEU

1	2:10.902	2	1:59.910	3	1:59.191	4	1:57.860	5	1:57.082	6	1:54.887	7	1:54.390	8	1:53.348
9	1:52.315	10	1:52.175	11	1:51.884	12	1:51.759	13	1:50.557	14	1:50.081	15	1:51.021	16	1:50.770
17	1:51.043	18	1:49.207	19	1:48.987	20	1:48.675	21	1:48.692	22	1:48.305	23	1:47.849	24	1:47.718
25	1:47.471	26	1:47.466	27	1:47.458	28	1:47.237								

47 Joel Eriksson , CATL BMW M4 DTM / SWE

1	2:17.249	2	2:08.314	3	2:07.153	4	2:04.964	5	2:03.327	pit	2:05.927	7	2:29.224	8	1:57.856
9	1:56.865	10	1:57.341	11	1:54.920	12	1:54.731	13	1:54.177	14	1:54.195	15	1:55.583	16	1:55.197
17	1:51.955	18	1:52.469	19	1:51.456	20	1:51.581	21	1:51.529	22	1:50.874	23	1:51.858	24	1:51.519
25	1:49.862	26	1:51.221	27	1:50.425	28	1:50.989	29	1:49.644	30	1:51.371	31	1:51.140	32	1:50.123
33	1:49.458														

51 Nico Müller , Castrol EDGE Audi RS 5 DTM / CHE

1	2:17.655	2	2:05.957	3	2:04.857	4	2:01.492	5	2:00.866	6	1:59.891	7	1:58.902	8	1:57.518
9	1:57.028	10	1:58.780	11	1:56.729	12	1:55.871	13	1:54.360	14	1:54.043	15	1:53.055	16	1:52.594
17	1:51.899	18	1:52.251	19	1:51.089	20	1:50.978	21	1:51.842	22	1:50.178	23	1:49.652	24	1:49.683
25	1:50.684	26	1:49.042	27	1:48.664	28	1:48.183	pit	1:53.138	30	2:13.011	31	1:43.777	32	1:44.047
33	1:45.125	34	1:47.097												

53 Jamie Green , Hoffmann Group Audi RS 5 DTM / GBR

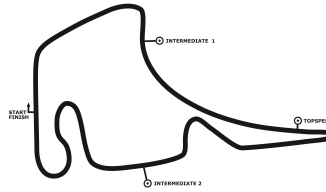
1	2:13.706	2	2:03.998	3	2:03.811	4	2:01.228	5	2:00.711	6	1:59.509	7	1:58.745	8	1:59.043
9	1:57.595	10	1:57.225	11	1:56.229	12	1:54.324	13	1:54.487	14	1:54.650	15	1:53.515	16	1:52.737
17	1:52.741	18	1:53.492	19	1:52.213	20	1:53.929	21	1:55.755	22	1:52.205	23	1:52.143	24	1:50.689
25	1:51.079	26	1:49.992	pit	1:55.537	28	2:33.722	29	1:49.327	30	1:49.457	31	1:47.085	32	1:44.756

DTM Hockenheim I

Hockenheimring BW, length 4574 m

03. - 05.05.2019

DTM



Lap Analysis race 1, 04.05.2019

DMSB-Reg.No.: 118/19

3 Paul Di Resta , Aston Martin Vantage DTM / GBR

theoretical besttime: 1:54.904

Lap	Time	S1	V1	S2	V2	S3	V3	Vmax	Lap	Time	S1	V1	S2	V2	S3	V3	Vmax
1	2:10.669	34.444	131	55.265	171	40.960	190	252	10	1:56.660	26.137	144	52.186	179	38.337	198	257
2	2:04.713	28.350	137	54.587	170	41.776	188	249	11	1:55.980	26.096	145	51.496	181	38.388	200	258
3	2:03.745	27.444	135	55.201	174	41.100	193	252	12	1:55.713	26.154	141	51.621	182	37.938	199	261
4	2:01.368	27.067	136	53.562	171	40.739	197	250	13	1:56.901	26.035	144	52.711	179	38.155	199	257
5	2:00.415	26.749	140	53.218	170	40.448	194	254	14	1:58.380	26.328	141	51.729	183	40.323	201	257
6	1:58.871	26.397	145	52.783	177	39.691	194	256	15	1:55.565	26.051	150	51.453	185	38.061	202	259
7	1:57.577	26.252	145	52.114	174	39.211	200	257	16	2:00.205	25.513	151	51.824	181			266
8	1:58.824	25.991	145	52.731	179	40.102	195	254	17	2:36.657	53.397	143	55.347	123			257
9	1:57.637	26.247	142	52.469	173	38.921	197	257									

4 Robin Frijns , Aral Ultimate Audi RS 5 DTM / NLD

theoretical besttime: 1:43.988

Lap	Time	S1	V1	S2	V2	S3	V3	Vmax	Lap	Time	S1	V1	S2	V2	S3	V3	Vmax
1	2:07.223	33.933	136	53.756	184	39.534	201	256	18	1:50.746	24.782	158	49.440	190	36.524	208	266
2	1:59.996	26.922	141	52.733	180	40.341	199	260	19	1:50.466	24.777	157	49.706	189	35.983	209	266
3	1:59.672	27.094	144	52.231	180	40.347	201	261	20	1:49.838	24.729	157	49.080	192	36.029	208	267
4	2:00.622	26.694	141	53.839	182	40.089	201	260	21	1:49.618	24.595	155	49.168	190	35.855	209	267
5	1:59.701	27.158	139	52.809	179	39.734	203	260	22	1:49.442	24.610	159	48.981	192	35.851	208	267
6	1:56.133	25.872	145	51.795	183	38.466	204	262	23	1:49.294	24.418	157	49.032	191	35.844	210	266
7	1:55.838	25.774	149	51.220	186	38.844	205	264	24	1:49.971	24.591	156	49.050	192	36.330	210	268
8	1:54.954	25.762	150	51.245	182	37.947	204	262	25	1:48.532	24.165	159	48.716	194	35.651	210	267
9	1:55.897	26.191	144	51.606	183	38.100	204	262	26	1:48.891	24.448	157	48.791	192	35.652	208	267
10	1:54.794	25.808	147	51.195	189	37.791	206	262	27	1:48.856	24.228	156	49.042	193	35.586	208	267
11	1:53.571	25.621	154	50.699	185	37.251	205	264	28	1:48.033	24.004	160	48.627	194	35.402	209	267
12	1:53.584	25.551	146	50.860	190	37.173	207	264	29	1:48.297	24.169	155	48.831	195	35.297	209	267
13	1:52.788	25.429	152	50.166	188	37.193	208	264	30	1:53.380	24.030	156	49.005	189			267
14	1:52.624	25.409	149	50.603	186	36.612	207	264	31	2:15.591	52.036	146	49.249	193	34.306	212	264
15	1:50.839	24.801	153	49.703	190	36.335	208	265	32	1:44.972	23.601	165	47.611	199	33.760	213	267
16	1:50.956	25.106	155	49.481	187	36.369	208	266	33	1:44.063	23.136	170	47.582	199	33.345	215	267
17	1:50.393	24.672	157	49.460	191	36.261	206	266	34	1:45.264	23.061	164	47.860	197	34.343	206	269

7 Bruno Spengler , BMW Bank M4 DTM / CAN

theoretical besttime: 1:44.331

Lap	Time	S1	V1	S2	V2	S3	V3	Vmax	Lap	Time	S1	V1	S2	V2	S3	V3	Vmax
1	2:16.439	36.774	129	57.359	170	42.306	191	210	18	1:51.138	25.053	155	49.784	188	36.301	207	262
2	2:05.758	28.217	134	55.002	175	42.539	193	249	19	1:49.655	24.362	157	49.381	193	35.912	208	262
3	2:02.158	27.278	136	53.961	179	40.919	192	253	20	1:49.371	24.292	158	49.198	193	35.881	210	262
4	2:03.745	27.017	138	55.643	164	41.085	196	247	21	1:49.042	24.327	158	48.980	194	35.735	208	264
5	2:01.160	26.915	140	53.742	176	40.503	197	254	22	1:49.152	24.244	160	49.151	194	35.757	209	266
6	1:59.897	26.322	141	52.907	179	40.668	195	257	23	1:49.184	24.270	160	48.983	190	35.931	209	266
7	1:58.588	26.449	142	52.618	181	39.521	197	254	24	1:49.077	24.134	162	48.987	192	35.956	209	266
8	1:56.979	25.688	151	52.169	179	39.122	199	258	25	1:48.582	24.121	162	48.825	193	35.636	210	266
9	1:56.712	25.795	146	52.087	183	38.830	201	258	26	1:48.244	23.883	161	48.863	192	35.498	209	267
10	1:55.784	25.574	148	51.672	187	38.538	203	260	27	1:53.494	23.792	163	48.979	191			267
11	1:55.622	25.865	141	51.292	184	38.465	204	264	28	2:20.902	53.786	138	51.725	188	35.391	210	257
12	1:55.180	25.456	148	51.058	186	38.666	203	260	29	1:47.026	23.965	159	48.960	193	34.101	211	262
13	1:53.758	25.286	149	50.749	187	37.723	207	261	30	1:44.716	23.170	163	47.994	196	33.552	211	264
14	1:54.160	25.224	149	51.152	182	37.784	204	261	31	1:44.640	23.124	166	47.797	196	33.719	211	264
15	1:53.293	25.146	154	50.803	186	37.344	206	262	32	1:44.560	23.065	163	48.026	194	33.469	211	267
16	1:52.985	25.452	147	50.363	187	37.170	207	260	33	1:44.636	23.151	166	47.950	194	33.535	210	267
17	1:52.613	24.999	154	50.679	188	36.935	207	264	34	1:45.794	23.553	163	48.258	192	33.983	209	264

DTM Hockenheim I

Hockenheimring BW, length 4574 m

03. - 05.05.2019

DTM



Lap Analysis race 1, 04.05.2019

DMSB-Reg.No.: 118/19

11 Marco Wittmann , Schaeffler BMW M4 DTM / DEU

theoretical besttime: 1:43.574

Lap	Time	S1	V1	S2	V2	S3	V3	Vmax	Lap	Time	S1	V1	S2	V2	S3	V3	Vmax
1	2:05.668	32.908	140	53.667	182	39.093	196	252	18	1:49.489	24.221	164	49.316	189	35.952	206	265
2	1:59.663	26.604	143	52.560	181	40.499	196	254	19	1:49.365	24.302	163	49.137	190	35.926	205	265
3	1:59.089	26.196	148	52.337	182	40.556	198	257	20	1:48.774	24.261	166	48.985	192	35.528	205	265
4	1:58.087	26.021	147	52.214	183	39.852	199	256	21	1:48.516	24.091	166	48.940	189	35.485	207	266
5	1:56.473	25.798	152	51.547	182	39.128	201	257	22	1:48.232	24.084	167	48.653	193	35.495	208	266
6	1:55.672	25.468	151	51.607	187	38.597	201	258	23	1:47.742	23.968	166	48.440	191	35.334	208	266
7	1:54.712	25.406	151	51.292	185	38.014	198	260	24	1:47.660	23.875	164	48.533	192	35.252	208	267
8	1:53.892	25.377	155	50.910	181	37.605	203	260	25	1:47.750	23.935	164	48.550	192	35.265	208	267
9	1:53.051	25.041	159	50.829	182	37.181	204	262	26	1:47.634	23.841	162	48.423	192	35.370	208	266
10	1:52.580	24.979	157	50.546	186	37.055	201	260	27	1:47.084	23.784	164	48.263	193	35.037	208	266
11	1:52.693	25.091	154	50.597	185	37.005	204	262	28	1:46.814	23.706	165	48.210	192	34.898	208	266
12	1:52.056	24.827	159	50.408	185	36.821	204	262	29	1:46.257	23.549	165	48.045	195	34.663	208	267
13	1:51.053	24.647	160	50.098	188	36.308	205	263	30	1:45.977	23.553	164	47.954	193	34.470	209	267
14	1:51.048	24.502	160	50.069	190	36.477	205	264	31	1:51.854	23.504	163	48.227	193			267
15	1:51.156	24.450	160	49.997	187	36.709	205	264	32	2:20.590	54.367	131	51.241	190	34.982	209	258
16	1:50.716	24.603	155	49.942	184	36.171	206	264	33	1:44.997	23.094	167	48.183	196	33.720	213	266
17	1:50.240	24.675	161	49.541	188	36.024	206	264	34	1:43.574	22.806	166	47.578	197	33.190	213	267

16 Timo Glock , JIVS BMW M4 DTM / DEU

theoretical besttime: 1:42.469

Lap	Time	S1	V1	S2	V2	S3	V3	Vmax	Lap	Time	S1	V1	S2	V2	S3	V3	Vmax
1	2:17.513	38.952	134	57.182	175	41.379	194	230	18	1:50.906	25.505	156	49.593	190	35.808	206	262
2	2:05.299	27.949	140	56.355	178	40.995	195	252	19	1:49.462	24.928	157	48.976	191	35.558	206	262
3	2:01.907	27.790	137	53.958	182	40.159	198	251	20	1:49.008	24.758	161	48.904	191	35.346	207	263
4	2:02.163	27.213	142	54.725	170	40.225	198	252	21	1:48.442	24.544	161	48.705	191	35.193	208	264
5	1:57.917	26.286	145	52.159	182	39.472	200	254	22	1:47.804	24.147	160	48.365	192	35.292	207	264
6	1:57.041	25.912	147	52.199	180	38.930	201	258	23	1:48.080	24.178	161	48.729	192	35.173	208	264
7	1:56.565	25.787	148	52.573	181	38.205	203	258	24	1:47.192	24.074	161	48.191	193	34.927	208	265
8	1:54.500	25.542	148	50.843	184	38.115	200	260	25	1:47.280	24.303	160	48.043	193	34.934	208	265
9	1:54.059	25.370	153	50.759	188	37.930	204	258	26	1:47.389	23.938	162	48.482	193	34.969	208	264
10	1:53.913	25.266	151	50.763	189	37.884	203	258	27	1:47.061	23.874	162	48.375	190	34.812	209	265
11	1:53.976	25.121	152	50.848	185	38.007	204	258	28	1:46.646	23.744	161	47.997	193	34.905	207	264
12	1:53.404	24.781	153	50.881	186	37.742	204	259	29	1:46.679	23.930	160	48.073	194	34.676	208	265
13	1:54.543	25.131	152	52.032	183	37.380	205	260	30	1:47.390	23.653	161	48.367	189	35.370	207	266
14	1:52.218	25.395	152	50.166	187	36.657	205	260	31	1:51.080	23.699	161	48.199	191			264
15	1:50.540	24.661	161	49.483	188	36.396	206	262	32	2:19.658	54.673	145	50.293	191	34.692	209	256
16	1:50.705	24.906	159	49.603	189	36.196	206	262	33	1:44.151	23.049	169	47.761	192	33.341	211	262
17	1:50.605	24.710	158	49.571	190	36.324	203	264	34	1:42.469	22.492	171	47.429	196	32.548	195	264

21 Pietro Fittipaldi , WRT Audi RS 5 DTM / BRA

theoretical besttime: 1:42.761

Lap	Time	S1	V1	S2	V2	S3	V3	Vmax	Lap	Time	S1	V1	S2	V2	S3	V3	Vmax
1	2:20.743	39.599	123	58.051	171	43.093	190	225	18	1:51.791	24.934	154	50.213	188	36.644	206	268
2	2:04.842	27.235	134	54.910	171	42.697	197	260	19	1:51.639	24.944	150	50.070	186	36.625	204	267
3	2:05.628	28.625	132	54.296	175	42.707	197	258	20	1:51.194	24.627	150	50.036	187	36.531	207	270
4	2:02.208	27.051	136	53.022	175	42.135	194	262	21	1:51.429	24.795	151	49.894	185	36.740	206	267
5	2:00.126	26.529	135	52.679	178	40.918	198	262	22	1:50.280	24.517	152	49.812	187	35.951	208	271
6	2:01.363	26.903	139	53.002	179	41.458	196	261	23	1:49.367	24.319	155	49.311	191	35.737	208	271
7	1:58.995	26.134	142	52.805	179	40.056	199	264	24	1:49.120	24.378	156	48.886	189	35.856	209	272
8	1:57.888	25.764	146	52.062	179	40.062	199	264	25	1:48.895	24.326	154	49.041	192	35.528	210	268
9	1:57.250	26.000	142	52.045	176	39.205	201	263	26	1:48.148	24.009	160	48.695	192	35.444	210	267
10	1:57.401	27.005	138	51.863	184	38.533	202	261	27	1:48.545	23.967	152	48.808	192	35.770	209	267
11	1:54.809	25.635	144	51.210	186	37.964	203	264	28	1:48.176	23.989	158	48.818	192	35.369	209	267
12	1:54.804	25.494	146	51.495	181	37.815	206	264	29	1:47.629	23.873	156	48.889	193	34.867	211	268
13	1:55.123	26.020	140	51.342	181	37.761	205	264	30	1:47.279	23.756	154	48.601	191	34.922	211	269
14	1:53.802	25.193	149	51.267	183	37.342	203	266	31	1:53.283	23.356	160	48.758	192			267
15	1:52.908	25.064	150	50.920	185	36.924	204	266	32	2:16.221	53.302	149	48.870	191	34.049	212	264
16	1:52.884	25.579	148	50.533	188	36.772	205	266	33	1:43.402	22.577	166	47.417	197	33.408	213	268
17	1:52.038	25.054	152	49.986	187	36.998	205	267	34	1:42.821	22.344	161	47.477	196	33.000	211	266

DTM Hockenheim I

Hockenheimring BW, length 4574 m

03. - 05.05.2019

DTM



Lap Analysis race 1, 04.05.2019

DMSB-Reg.No.: 118/19

23 Daniel Juncadella , Aston Martin Vantage DTM / ESP										theoretical besttime: 1:44.036							
Lap	Time	S1	V1	S2	V2	S3	V3	Vmax	Lap	Time	S1	V1	S2	V2	S3	V3	Vmax
1	2:29.530	37.715	122	58.301	170			221	18	1:52.240	25.605	151	50.007	188	36.628	202	261
2	2:36.757	56.310	118	56.845	170	43.602	184	246	19	1:51.928	25.006	156	50.179	186	36.743	202	262
3	2:05.470	28.533	133	54.759	174	42.178	189	249	20	1:50.916	24.865	156	49.954	185	36.097	203	262
4	2:02.603	27.494	135	53.854	172	41.255	189	252	21	1:50.126	24.743	159	49.449	188	35.934	202	262
5	2:01.585	27.071	135	54.482	177	40.032	193	254	22	1:49.294	24.553	158	49.201	189	35.540	205	263
6	1:58.945	26.532	140	52.654	179	39.759	194	254	23	1:49.189	24.368	160	49.080	189	35.741	204	264
7	1:59.397	27.184	136	53.210	175	39.003	195	254	24	1:49.004	24.273	159	49.129	183	35.602	205	262
8	1:56.428	26.317	144	51.875	180	38.236	198	257	25	1:48.242	24.048	164	48.751	189	35.443	205	262
9	1:56.860	26.183	146	52.365	180	38.312	196	255	26	1:47.564	24.003	164	48.449	191	35.112	205	262
10	1:57.026	26.064	146	52.537	177	38.425	194	255	27	1:47.041	23.761	164	48.318	192	34.962	205	264
11	1:56.034	25.885	144	51.923	181	38.226	198	257	28	1:46.044	23.623	165	48.018	192	34.403	206	264
12	1:54.986	25.833	145	51.553	183	37.600	199	256	29	1:45.542	23.441	165	47.967	192	34.134	208	262
13	1:54.202	25.782	147	51.049	184	37.371	199	258	30	1:46.544	23.359	167	48.524	186	34.661	208	264
14	1:53.335	25.656	147	50.512	185	37.167	201	259	31	1:45.126	22.984	163	47.647	193	34.495	207	266
15	1:53.170	25.476	148	50.727	183	36.967	200	258	32	1:44.628	22.824	163	48.013	193	33.791	210	264
16	1:57.275	27.196	120	52.689	182	37.390	200	258	33	1:44.438	22.803	163	47.827	192	33.808	206	265
17	1:54.402	25.577	150	51.460	185	37.365	200	253	34	1:44.609	22.662	164	48.220	189	33.727	208	263

25 Philipp Eng , ZF BMW M4 DTM / AUT										theoretical besttime: 1:44.008							
Lap	Time	S1	V1	S2	V2	S3	V3	Vmax	Lap	Time	S1	V1	S2	V2	S3	V3	Vmax
1	2:24.662	38.138	108	58.746	160			221	18	1:53.455	25.458	150	50.380	181	37.617	202	262
2	2:45.636	58.156	113	58.509	166	48.971	189	244	19	1:53.357	25.186	147	50.501	184	37.670	200	262
3	2:07.983	28.197	130	56.332	171	43.454	187	250	20	1:52.284	25.299	145	50.137	185	36.848	204	262
4	2:03.414	27.556	133	54.629	167	41.229	194	253	21	1:51.647	25.055	150	49.689	185	36.903	205	264
5	2:02.158	26.974	134	54.149	171	41.035	195	255	22	1:51.783	24.988	151	50.387	187	36.408	204	263
6	2:01.595	26.945	137	53.464	176	41.186	196	255	23	1:50.148	24.757	150	49.277	188	36.114	206	262
7	2:00.190	26.482	137	53.362	177	40.346	199	257	24	1:49.779	24.810	152	49.099	190	35.870	206	263
8	1:58.451	26.028	139	52.544	182	39.879	200	257	25	1:52.887	24.360	153	49.924	126	38.603	206	263
9	1:59.355	26.452	139	52.889	178	40.014	200	257	26	1:49.814	24.479	152	49.295	191	36.040	206	262
10	2:02.296	26.444	138	52.739	177	43.113	198	258	27	1:47.423	23.862	160	48.509	191	35.052	208	264
11	1:59.896	26.703	138	53.008	177	40.185	196	258	28	1:46.077	23.390	160	48.176	193	34.511	208	264
12	1:57.834	26.057	137	52.393	179	39.384	201	260	29	1:45.574	23.201	164	47.997	191	34.376	207	264
13	1:58.230	26.193	140	52.970	177	39.067	197	258	30	1:45.329	23.211	162	47.982	194	34.136	209	264
14	1:56.673	25.994	142	51.845	183	38.834	201	260	31	1:47.310	23.116	163	49.227	191	34.967	208	265
15	1:55.525	25.663	142	51.480	184	38.382	202	260	32	1:44.488	23.152	163	47.880	194	33.456	209	266
16	1:56.498	25.893	144	52.644	182	37.961	201	260	33	1:44.008	22.858	164	47.816	192	33.334	209	265
17	1:54.269	25.676	147	50.914	185	37.679	201	261									

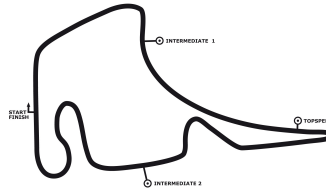
27 Jonathan Aberdein , WRT Audi RS 5 DTM / RSA										theoretical besttime: 1:44.601							
Lap	Time	S1	V1	S2	V2	S3	V3	Vmax	Lap	Time	S1	V1	S2	V2	S3	V3	Vmax
1	2:21.620	40.468	120	57.724	169	43.428	190	248	18	1:50.871	25.067	151	49.941	188	35.863	207	262
2	2:04.828	27.864	126	54.509	173	42.455	191	256	19	1:51.648	25.041	154	49.811	188	36.796	208	264
3	2:05.363	28.215	124	55.344	177	41.804	194	257	20	1:51.714	25.331	152	50.806	190	35.577	208	267
4	2:02.293	27.461	131	54.150	176	40.682	193	259	21	1:49.231	24.697	150	49.024	190	35.510	205	264
5	2:00.140	27.036	135	52.683	178	40.421	196	260	22	1:59.742	24.669	154	51.948	186			264
6	1:59.666	26.883	136	52.862	181	39.921	199	261	23	2:45.214	59.777	96	1:01.706	160	43.731	192	252
7	1:57.637	26.068	142	52.703	177	38.866	199	261	24	2:04.695	27.786	126	56.219	170	40.690	195	262
8	1:57.265	26.164	140	52.451	176	38.650	201	262	25	1:59.401	26.732	133	53.739	172	38.930	201	262
9	1:55.858	26.011	140	51.523	183	38.324	203	261	26	1:59.587	25.488	138	54.397	173	39.702	186	264
10	1:57.372	26.207	142	53.356	173	37.809	203	260	27	1:58.248	25.812	136	54.356	169	38.080	205	263
11	1:54.760	25.816	141	51.731	181	37.213	201	262	28	1:56.899	25.306	146	53.978	158	37.615	208	265
12	1:54.110	25.804	143	51.319	182	36.987	203	262	29	1:53.141	24.623	148	50.616	175	37.902	210	265
13	1:54.699	25.402	148	50.471	187	38.826	204	263	30	1:49.711	23.372	156	49.591	180	36.748	208	267
14	1:53.783	25.782	141	50.913	184	37.088	206	264	31	1:47.847	22.721	161	49.411	152	35.715	211	268
15	1:54.037	25.241	149	51.964	182	36.832	207	266	32	1:45.219	22.603	161	48.558	189	34.058	213	266
16	1:52.199	25.356	152	50.618	187	36.225	206	266	33	1:45.058	21.985	168	48.639	187	34.434	207	267
17	1:51.982	25.086	149	50.988	186	35.908	206	263									

DTM Hockenheim I

Hockenheimring BW, length 4574 m

03. - 05.05.2019

DTM



DMSB-Reg.No.: 118/19

Lap Analysis race 1, 04.05.2019

28 Loic Duval , MASCOT WORKWEAR Audi RS 5 DTM / FRA

theoretical besttime: 1:42.542

Lap	Time	S1	V1	S2	V2	S3	V3	Vmax	Lap	Time	S1	V1	S2	V2	S3	V3	Vmax
1	2:15.986	37.351	119	57.177	167	41.458	195	249	18	1:51.198	24.979	154	49.974	189	36.245	205	262
2	2:03.527	27.800	136	54.362	180	41.365	197	252	19	1:50.675	24.813	156	49.903	188	35.959	207	263
3	2:02.561	27.482	133	53.697	182	41.382	198	258	20	1:50.213	24.730	152	49.715	188	35.768	208	264
4	2:02.803	27.551	135	53.377	177	41.875	197	258	21	1:49.904	24.582	155	49.399	189	35.923	207	264
5	2:01.103	27.270	142	52.991	176	40.842	201	258	22	1:49.516	24.518	159	49.071	190	35.927	207	266
6	2:00.099	26.535	146	53.153	180	40.411	199	260	23	1:50.281	24.581	153	49.726	189	35.974	207	266
7	1:57.419	26.296	146	51.811	177	39.312	199	261	24	1:49.919	24.398	156	49.669	188	35.852	206	267
8	1:57.553	25.769	151	52.284	181	39.500	202	262	25	1:48.714	24.316	155	48.846	191	35.552	208	266
9	1:56.683	26.455	147	51.812	181	38.416	201	262	26	1:48.305	24.088	158	48.964	189	35.253	207	266
10	1:55.701	25.920	147	51.853	183	37.928	204	261	27	1:50.048	24.048	156	49.966	176	36.034	208	266
11	1:55.057	25.756	149	51.359	185	37.942	201	261	28	1:53.325	24.102	158	49.159	189			266
12	1:55.066	25.627	148	51.337	184	38.102	204	261	29	2:16.459	52.407	142	49.652	188	34.400	209	259
13	1:53.325	25.441	146	50.865	186	37.019	204	266	30	1:44.702	23.245	165	47.777	194	33.680	208	266
14	1:56.353	25.230	153	50.260	186	40.863	203	262	31	1:43.448	22.783	164	47.645	194	33.020	211	266
15	1:52.061	25.180	153	49.973	189	36.908	206	262	32	1:42.791	22.753	165	47.401	196	32.637	210	267
16	1:51.672	24.964	154	50.071	188	36.637	206	263	33	1:42.663	22.504	163	47.491	195	32.668	210	266
17	1:51.117	24.861	157	49.948	188	36.308	205	263	34	1:43.294	22.669	163	47.821	193	32.804	209	266

31 Sheldon Van der Linde , Shell BMW M4 DTM / RSA

theoretical besttime: 1:42.342

Lap	Time	S1	V1	S2	V2	S3	V3	Vmax	Lap	Time	S1	V1	S2	V2	S3	V3	Vmax
1	2:12.542	35.228	119	56.484	170	40.830	188	246	18	1:50.659	24.913	155	49.998	191	35.748	206	261
2	2:04.044	27.428	135	54.634	176	41.982	191	249	19	1:50.808	24.657	159	49.728	190	36.423	207	263
3	2:03.690	27.221	132	54.996	168	41.473	189	250	20	1:49.701	24.645	159	49.377	190	35.679	206	263
4	2:01.609	26.742	141	54.217	170	40.650	195	251	21	1:49.525	24.581	159	49.296	191	35.648	207	264
5	2:00.359	26.235	141	53.539	173	40.585	196	255	22	1:49.827	24.752	158	49.452	190	35.623	208	265
6	1:58.938	26.241	140	53.049	171	39.648	194	256	23	1:49.860	24.435	157	49.541	191	35.884	207	266
7	1:59.095	25.952	142	53.181	172	39.962	198	257	24	1:49.954	24.449	157	49.833	177	35.672	207	267
8	1:57.531	25.867	141	52.760	177	38.904	199	255	25	1:48.729	24.421	159	48.958	193	35.350	209	266
9	1:57.228	25.909	141	52.323	176	38.996	196	258	26	1:48.359	24.280	157	48.972	192	35.107	207	266
10	1:56.403	26.143	145	51.822	179	38.438	202	258	27	1:48.914	24.045	159	49.583	185	35.286	209	269
11	1:55.893	25.848	145	51.897	175	38.148	201	260	28	1:46.305	23.729	163	48.389	193	34.187	208	264
12	1:55.629	25.638	142	51.941	180	38.050	202	260	29	1:46.987	23.654	160	49.000	194	34.333	208	264
13	1:56.445	25.867	138	52.724	180	37.854	200	258	30	1:45.780	23.418	159	48.054	191	34.308	207	264
14	1:54.152	25.733	136	51.500	181	36.919	204	258	31	1:52.336	23.954	157	48.768	185			264
15	1:53.237	25.586	146	50.888	188	36.763	204	260	32	2:12.606	51.100	152	48.576	193	32.930	211	262
16	1:51.832	24.918	154	50.573	185	36.341	206	260	33	1:42.554	22.660	165	47.387	191	32.507	212	264
17	1:51.158	24.905	155	50.008	189	36.245	206	261	34	1:42.922	22.448	166	47.770	194	32.704	209	266

33 René Rast , Audi Sport RS 5 DTM / DEU

theoretical besttime: 1:47.067

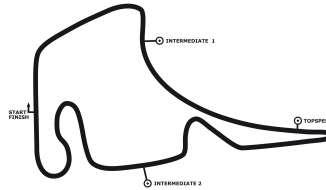
Lap	Time	S1	V1	S2	V2	S3	V3	Vmax	Lap	Time	S1	V1	S2	V2	S3	V3	Vmax
1	2:10.902	36.330	122	54.273	168	40.299	202	255	15	1:51.021	24.695	156	49.976	189	36.350	208	265
2	1:59.910	26.909	141	52.501	185	40.500	202	260	16	1:50.770	24.761	157	49.625	189	36.384	209	267
3	1:59.191	26.487	143	52.437	179	40.267	202	262	17	1:51.043	24.643	159	49.518	194	36.882	208	267
4	1:57.860	26.426	141	52.020	179	39.414	204	261	18	1:49.207	24.344	160	49.139	192	35.724	209	267
5	1:57.082	26.410	138	51.537	178	39.135	204	261	19	1:48.987	24.252	161	48.829	192	35.906	209	267
6	1:54.887	25.545	150	51.106	186	38.236	204	264	20	1:48.675	24.489	159	48.848	190	35.338	210	267
7	1:54.390	25.544	151	50.948	187	37.898	207	264	21	1:48.692	24.223	162	48.892	191	35.577	209	267
8	1:53.348	25.177	154	50.785	183	37.386	206	266	22	1:48.305	24.200	161	48.757	195	35.348	210	266
9	1:52.315	25.165	152	50.456	183	36.694	206	265	23	1:47.849	24.043	162	48.775	192	35.031	211	268
10	1:52.175	25.169	156	50.230	184	36.776	206	266	24	1:47.718	24.205	161	48.418	194	35.095	210	268
11	1:51.884	24.994	156	50.392	182	36.498	207	266	25	1:47.471	23.981	162	48.397	192	35.093	213	267
12	1:51.759	24.992	154	50.018	190	36.749	206	266	26	1:47.466	23.955	161	48.683	191	34.828	211	266
13	1:50.557	24.884	154	49.810	187	35.863	209	267	27	1:47.458	23.915	161	48.460	192	35.083	210	267
14	1:50.081	24.690	158	49.480	189	35.911	208	266	28	1:47.237	23.842	161	48.549	192	34.846	210	266

DTM Hockenheim I

Hockenheimring BW, length 4574 m

03. - 05.05.2019

DTM



Lap Analysis race 1, 04.05.2019

DMSB-Reg.No.: 118/19

47 Joel Eriksson , CATL BMW M4 DTM / SWE

theoretical besttime: 1:48.662

Lap	Time	S1	V1	S2	V2	S3	V3	Vmax	Lap	Time	S1	V1	S2	V2	S3	V3	Vmax
1	2:17.249	36.173	112	57.618	167	43.458	191	241	18	1:52.469	25.118	156	50.089	190	37.262	204	267
2	2:08.314	28.701	125	56.599	163	43.014	190	246	19	1:51.456	24.867	160	49.610	191	36.979	206	266
3	2:07.153	28.192	131	55.819	166	43.142	188	252	20	1:51.581	24.947	160	49.889	186	36.745	203	267
4	2:04.964	27.848	132	55.278	174	41.838	197	253	21	1:51.529	24.696	157	50.334	189	36.499	202	266
5	2:03.327	27.514	139	54.566	171	41.247	196	256	22	1:50.874	25.513	153	48.988	190	36.373	206	266
6	2:05.927	26.957	137	53.062	177			257	23	1:51.858	24.477	155	50.503	182	36.878	202	266
7	2:29.224	55.230	120	53.740	171	40.254	197	256	24	1:51.519	25.653	156	49.283	189	36.583	204	266
8	1:57.856	26.425	139	52.311	175	39.120	198	258	25	1:49.862	24.562	158	49.128	189	36.172	203	265
9	1:56.865	26.478	140	51.380	177	39.007	199	259	26	1:51.221	24.545	154	49.703	173	36.973	203	265
10	1:57.341	25.828	138	52.822	179	38.691	201	259	27	1:50.425	24.617	153	49.377	188	36.431	204	264
11	1:54.920	25.697	143	50.966	182	38.257	204	261	28	1:50.989	24.513	148	50.216	188	36.260	203	266
12	1:54.731	25.695	143	50.938	183	38.098	201	265	29	1:49.644	24.254	152	49.260	188	36.130	202	264
13	1:54.177	25.404	144	50.906	183	37.867	206	261	30	1:51.371	24.512	150	50.707	186	36.152	201	264
14	1:54.195	25.165	151	50.742	177	38.288	169	264	31	1:51.140	25.087	152	50.041	183	36.012	202	267
15	1:55.583	27.252	155	51.016	179	37.315	200	264	32	1:50.123	24.425	149	49.705	185	35.993	204	264
16	1:55.197	25.820	150	51.765	187	37.612	203	263	33	1:49.458	23.901	154	49.784	184	35.773	204	264
17	1:51.955	24.760	159	49.907	189	37.288	207	265									

51 Nico Müller , Castrol EDGE Audi RS 5 DTM / CHE

theoretical besttime: 1:43.612

Lap	Time	S1	V1	S2	V2	S3	V3	Vmax	Lap	Time	S1	V1	S2	V2	S3	V3	Vmax
1	2:17.655	38.242	125	57.306	176	42.107	195	223	18	1:52.251	25.518	153	50.060	184	36.673	207	264
2	2:05.957	28.863	131	54.447	177	42.647	192	255	19	1:51.089	24.992	149	49.832	188	36.265	206	264
3	2:04.857	27.594	134	55.180	179	42.083	193	254	20	1:50.978	25.274	153	49.600	188	36.104	206	265
4	2:01.492	27.271	134	53.442	179	40.779	198	259	21	1:51.842	24.928	149	50.552	185	36.362	205	266
5	2:00.866	26.935	140	53.017	178	40.914	196	260	22	1:50.178	24.971	154	49.357	188	35.850	206	266
6	1:59.891	27.104	137	52.253	181	40.534	201	260	23	1:49.652	24.669	151	49.215	189	35.768	205	266
7	1:58.902	26.165	142	52.765	175	39.972	197	262	24	1:49.683	24.635	154	49.021	184	36.027	206	266
8	1:57.518	26.218	143	51.843	181	39.457	201	261	25	1:50.684	24.589	151	50.176	186	35.919	206	264
9	1:57.028	25.991	144	52.165	181	38.872	203	261	26	1:49.042	24.261	159	49.241	185	35.540	207	266
10	1:58.780	27.332	137	52.273	181	39.175	200	261	27	1:48.664	24.164	155	48.952	190	35.548	207	265
11	1:56.729	26.198	141	51.942	182	38.589	203	261	28	1:48.183	24.093	156	48.997	188	35.093	207	265
12	1:55.871	26.046	146	51.640	181	38.185	203	261	29	1:53.138	24.154	157	49.449	184			265
13	1:54.360	25.835	144	51.028	183	37.497	204	262	30	2:13.011	51.004	157	48.547	192	33.460	210	262
14	1:54.043	25.815	148	50.963	183	37.265	205	263	31	1:43.777	23.145	165	47.602	195	33.030	212	264
15	1:53.055	25.328	149	50.770	185	36.957	204	263	32	1:44.047	22.980	164	47.832	192	33.235	210	264
16	1:52.594	25.279	150	50.227	188	37.088	206	264	33	1:45.125	23.184	162	48.422	189	33.519	209	264
17	1:51.899	25.320	153	49.992	187	36.587	206	265	34	1:47.097	23.585	157	49.291	186	34.221	207	263

53 Jamie Green , Hoffmann Group Audi RS 5 DTM / GBR

theoretical besttime: 1:44.570

Lap	Time	S1	V1	S2	V2	S3	V3	Vmax	Lap	Time	S1	V1	S2	V2	S3	V3	Vmax
1	2:13.706	35.975	111	56.376	172	41.355	195	225	18	1:53.492	25.996	152	50.615	185	36.881	207	264
2	2:03.998	27.214	138	54.613	176	42.171	196	259	19	1:52.213	25.201	153	50.114	185	36.898	202	265
3	2:03.811	27.576	139	53.922	176	42.313	198	261	20	1:53.929	25.318	148	51.818	187	36.793	206	264
4	2:01.228	27.219	140	53.399	179	40.610	202	260	21	1:55.755	26.225	148	50.742	180	38.788	206	267
5	2:00.711	26.928	144	52.946	179	40.837	199	262	22	1:52.205	25.076	153	50.851	184	36.278	208	266
6	1:59.509	26.584	141	52.615	181	40.310	204	262	23	1:52.143	25.409	150	50.500	185	36.234	208	266
7	1:58.745	26.717	141	52.163	181	39.865	201	262	24	1:50.689	24.859	154	49.596	185	36.234	206	266
8	1:59.043	26.273	148	53.222	176	39.548	202	262	25	1:51.079	24.878	152	49.872	182	36.329	206	264
9	1:57.595	25.992	147	52.093	180	39.510	203	263	26	1:49.992	24.515	152	49.451	187	36.026	205	266
10	1:57.225	26.413	145	52.039	183	38.773	204	262	27	1:55.537	24.442	152	49.313	188			266
11	1:56.229	26.087	143	51.626	184	38.516	203	262	28	2:33.722	1:04.274	135	52.606	183	36.842	206	262
12	1:54.324	25.564	150	51.158	185	37.602	206	265	29	1:49.327	24.507	156	49.913	188	34.907	210	265
13	1:54.487	25.691	147	51.503	183	37.293	208	265	30	1:49.457	23.637	158	50.035	189	35.785	208	244
14	1:54.650	25.566	152	51.756	183	37.328	208	265	31	1:47.085	23.890	164	49.777	188	33.418	210	267
15	1:53.515	25.335	152	51.082	187	37.098	203	263	32	1:44.756	23.113	159	48.295	189	33.348	210	267
16	1:52.737	25.465	156	50.309	186	36.963	206	264	33	1:45.667	22.927	160	48.762	186	33.978	210	268
17	1:52.741	25.213	155	50.781	187	36.747	205	264									

62 Ferdinand von Habsburg , Aston Martin Vantage DTM / AUT

theoretical besttime: 2:06.985

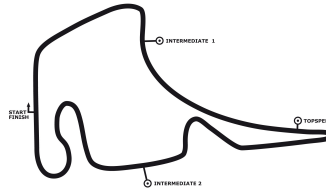
Lap	Time	S1	V1	S2	V2	S3	V3	Vmax	Lap	Time	S1	V1	S2	V2	S3	V3	Vmax
1	2:21.899	39.099	112	59.587	164	43.213	189	212	2	2:14.265	28.723	127	55.049	175			244

DTM Hockenheim I

Hockenheimring BW, length 4574 m

03. - 05.05.2019

DTM



DTM

Lap Analysis race 1, 04.05.2019

DMSB-Reg.No.: 118/19

76 Jake Dennis , Aston Martin Vantage DTM / GBR

theoretical besttime: 1:42.797

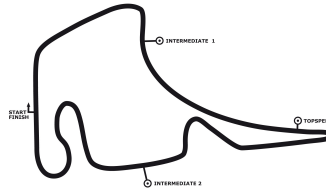
Lap	Time	S1	V1	S2	V2	S3	V3	Vmax	Lap	Time	S1	V1	S2	V2	S3	V3	Vmax
1	2:14.978	36.739	112	56.550	176	41.689	190	241	18	1:51.126	24.722	154	50.052	185	36.352	203	261
2	2:05.778	28.139	111	56.064	170	41.575	190	249	19	1:51.231	24.821	152	50.211	184	36.199	202	260
3	2:02.824	27.708	134	54.203	173	40.913	195	251	20	1:52.219	24.550	155	51.087	183	36.582	203	260
4	2:03.878	27.441	135	55.242	177	41.195	194	252	21	1:51.402	25.456	142	50.313	185	35.633	204	260
5	2:00.833	27.001	140	53.559	175	40.273	192	254	22	1:49.610	24.285	157	49.588	187	35.737	204	261
6	2:00.668	26.718	140	52.999	176	40.951	197	255	23	1:48.613	24.052	160	49.250	191	35.311	206	262
7	1:57.957	26.242	141	52.632	176	39.083	197	255	24	1:48.059	23.993	159	48.878	191	35.188	204	262
8	1:57.197	25.891	144	52.253	183	39.053	196	257	25	1:48.238	23.901	158	49.119	189	35.218	204	260
9	1:56.310	25.886	145	51.942	180	38.482	199	258	26	1:47.812	23.757	153	49.020	191	35.035	205	260
10	1:56.344	26.026	146	51.875	179	38.443	196	257	27	1:47.664	23.933	160	48.704	188	35.027	205	261
11	1:56.945	25.768	141	52.492	181	38.685	200	258	28	1:48.228	23.665	161	49.841	184	34.722	206	261
12	1:55.285	25.622	146	51.611	178	38.052	201	258	29	1:46.547	23.491	160	48.719	192	34.337	206	261
13	1:55.554	25.497	148	51.995	175	38.062	199	258	30	1:46.430	23.504	161	48.702	189	34.224	206	260
14	1:54.335	25.683	143	51.493	181	37.159	199	258	31	1:52.382	23.382	164	48.660	190			260
15	1:55.429	25.335	148	52.922	185	37.172	202	260	32	2:31.905	1:10.344	151	48.712	193	32.849	208	257
16	1:53.902	25.221	147	51.215	186	37.466	201	262	33	1:42.797	22.398	163	47.782	195	32.617	208	260
17	1:51.411	24.911	156	50.222	179	36.278	203	260	34	1:43.166	22.643	167	47.831	191	32.692	207	261

99 Mike Rockenfeller , Akrapovic Audi RS 5 DTM / DEU

theoretical besttime: 1:43.976

Lap	Time	S1	V1	S2	V2	S3	V3	Vmax	Lap	Time	S1	V1	S2	V2	S3	V3	Vmax
1	2:09.405	34.853	121	55.069	176	39.483	201	251	18	1:50.804	25.060	155	49.726	192	36.018	208	266
2	2:00.751	26.963	138	53.034	183	40.754	202	259	19	1:50.029	24.756	158	49.550	192	35.723	207	266
3	1:58.024	26.385	147	52.103	183	39.536	204	260	20	1:50.069	24.564	160	49.880	191	35.625	209	266
4	1:57.364	26.096	145	52.242	182	39.026	203	261	21	1:49.436	24.688	160	49.025	193	35.723	207	266
5	1:55.878	25.622	148	51.949	185	38.307	206	262	22	1:49.915	24.575	156	49.320	191	36.020	208	266
6	1:55.618	25.697	151	51.605	186	38.316	205	263	23	1:49.020	24.405	159	48.933	191	35.682	209	267
7	1:54.496	25.543	149	51.240	187	37.713	204	264	24	1:49.116	24.673	155	48.931	191	35.512	208	267
8	1:53.784	25.471	152	51.053	186	37.260	206	263	25	1:49.075	24.513	160	48.872	190	35.690	209	267
9	1:52.335	25.216	155	50.359	186	36.760	208	264	26	1:49.040	24.443	154	49.131	193	35.466	208	266
10	1:52.254	25.260	154	50.489	188	36.505	207	264	27	1:54.064	24.274	156	48.965	191			267
11	1:53.031	25.270	154	50.549	187	37.212	206	266	28	2:17.318	52.668	141	49.474	193	35.176	210	262
12	1:52.012	25.073	155	50.354	186	36.585	209	266	29	1:45.411	23.502	167	47.789	198	34.120	213	267
13	1:53.635	25.122	151	51.864	183	36.649	209	241	30	1:47.052	22.994	160	48.966	190	35.092	209	267
14	1:51.812	25.252	152	50.278	191	36.282	208	266	31	1:44.946	23.499	159	47.608	196	33.839	213	272
15	1:51.506	24.983	157	50.135	188	36.388	208	266	32	1:45.012	22.915	162	47.856	193	34.241	210	269
16	1:51.203	24.993	157	49.937	191	36.273	208	266	33	1:44.266	22.991	165	47.719	192	33.556	213	268
17	1:51.314	25.137	154	49.910	192	36.267	207	267	34	1:44.890	22.812	164	48.136	191	33.942	208	267

DTM Hockenheim I
Hockenheimring BW, length 4574 m
03. - 05.05.2019
DTM



DMSB-Reg.No.: 118/19

Best Sector Times race 1

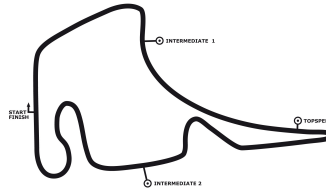
Pos.	sector 1			sector 2			sector 3			theoretical and best lap time				
	No	Driver	Time	No	Driver	Time	No	Driver	Time	No	Driver	theoretical	Best	Pos
1	27	Aberdein J.	21.985	31	Van der Linde S.	47.387	31	Van der Linde S.	32.507	31	Van der Linde S.	1:42.342	1:42.554	
2	21	Fittipaldi P.	22.344	28	Duval L.	47.401	16	Glock T.	32.548	16	Glock T.	1:42.469	1:42.469	
3	76	Dennis J.	22.398	21	Fittipaldi P.	47.417	76	Dennis J.	32.617	28	Duval L.	1:42.542	1:42.663	
4	31	Van der Linde S.	22.448	16	Glock T.	47.429	28	Duval L.	32.637	21	Fittipaldi P.	1:42.761	1:42.821	
5	16	Glock T.	22.492	11	Wittmann M.	47.578	21	Fittipaldi P.	33.000	76	Dennis J.	1:42.797	1:42.797	
6	28	Duval L.	22.504	4	Frijns R.	47.582	51	Müller N.	33.030	11	Wittmann M.	1:43.574	1:43.574	
7	23	Juncadella D.	22.662	51	Müller N.	47.602	11	Wittmann M.	33.190	51	Müller N.	1:43.612	1:43.777	
8	11	Wittmann M.	22.806	99	Rockenfeller M.	47.608	25	Eng P.	33.334	99	Rockenfeller M.	1:43.976	1:44.266	
9	99	Rockenfeller M.	22.812	23	Juncadella D.	47.647	4	Frijns R.	33.345	4	Frijns R.	1:43.988	1:44.063	
10	25	Eng P.	22.858	76	Dennis J.	47.782	53	Green J.	33.348	25	Eng P.	1:44.008	1:44.008	
11	53	Green J.	22.927	7	Spengler B.	47.797	7	Spengler B.	33.469	23	Juncadella D.	1:44.036	1:44.438	
12	51	Müller N.	22.980	25	Eng P.	47.816	99	Rockenfeller M.	33.556	7	Spengler B.	1:44.331	1:44.560	
13	4	Frijns R.	23.061	53	Green J.	48.295	23	Juncadella D.	33.727	53	Green J.	1:44.570	1:44.756	
14	7	Spengler B.	23.065	33	Rast R.	48.397	27	Aberdein J.	34.058	27	Aberdein J.	1:44.601	1:45.058	
15	33	Rast R.	23.842	27	Aberdein J.	48.558	33	Rast R.	34.828	33	Rast R.	1:47.067	1:47.237	
16	47	Eriksson J.	23.901	47	Eriksson J.	48.988	47	Eriksson J.	35.773	47	Eriksson J.	1:48.662	1:49.458	
17	3	Di Resta P.	25.513	3	Di Resta P.	51.453	3	Di Resta P.	37.938	3	Di Resta P.	1:54.904	1:55.565	
18	62	von Habsburg F.	28.723	62	von Habsburg F.	55.049	62	von Habsburg F.	43.213	62	von Habsburg F.	2:06.985	2:21.899	

DTM Hockenheim I

Hockenheimring BW, length 4574 m

03. - 05.05.2019

DTM



DTM

Topspeed race 1, 04.05.2019

DMSB-Reg.No.: 118/19

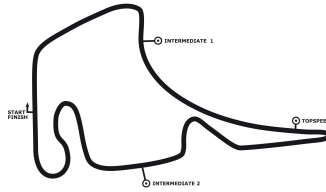
Car No.	Driver	Make	Speed km/h
21	Pietro Fittipaldi	WRT Audi RS 5 DTM	272
99	Mike Rockenfeller	Akrapovic Audi RS 5 DTM	272
31	Sheldon Van der Linde	Shell BMW M4 DTM	269
4	Robin Frijns	Aral Ultimate Audi RS 5 DTM	269
53	Jamie Green	Hoffmann Group Audi RS 5 DTM	268
33	René Rast	Audi Sport RS 5 DTM	268
27	Jonathan Aberdein	WRT Audi RS 5 DTM	268
7	Bruno Spengler	BMW Bank M4 DTM	267
28	Loic Duval	MASCOT WORKWEAR Audi RS 5 DTM	267
47	Joel Eriksson	CATL BMW M4 DTM	267
11	Marco Wittmann	Schaeffler BMW M4 DTM	267
3	Paul Di Resta	Aston Martin Vantage DTM	266
23	Daniel Juncadella	Aston Martin Vantage DTM	266
51	Nico Müller	Castrol EDGE Audi RS 5 DTM	266
16	Timo Glock	JIVS BMW M4 DTM	266
25	Philipp Eng	ZF BMW M4 DTM	266
76	Jake Dennis	Aston Martin Vantage DTM	262
62	Ferdinand von Habsburg	Aston Martin Vantage DTM	244

DTM Hockenheim I

Hockenheimring BW, length 4574 m

03. - 05.05.2019

DTM

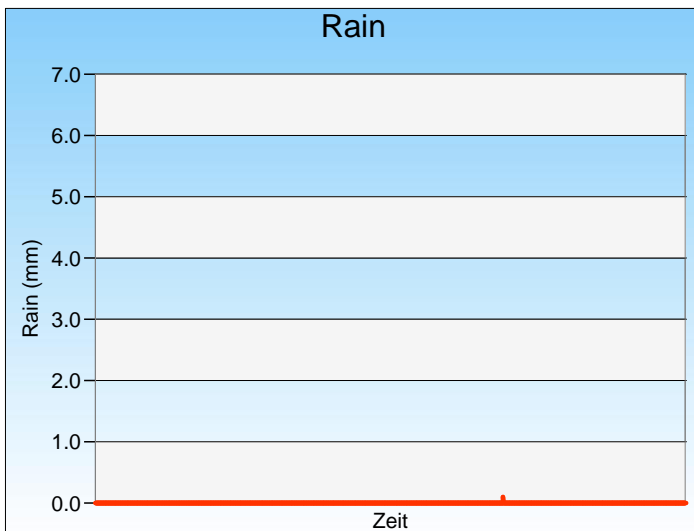
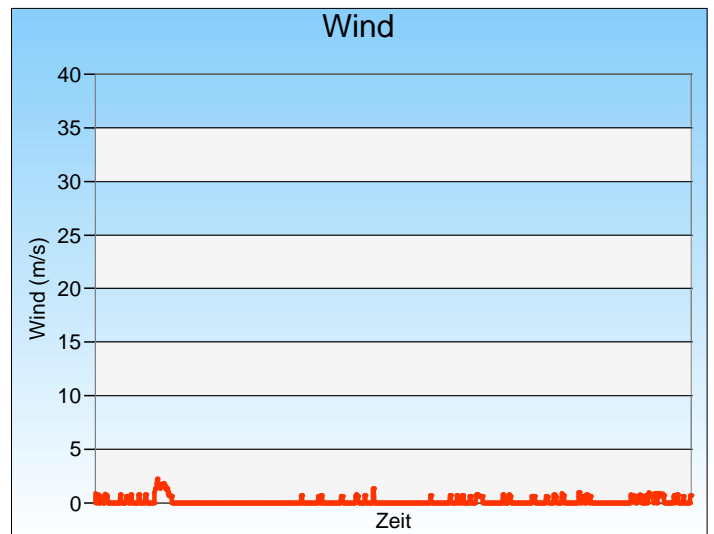
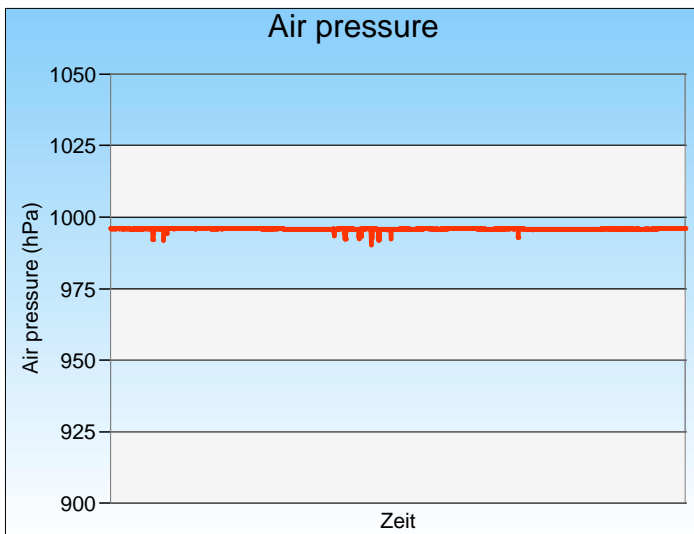
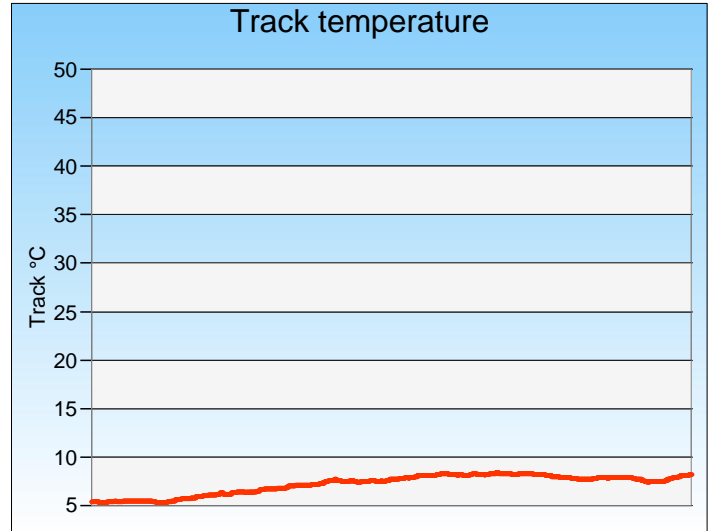
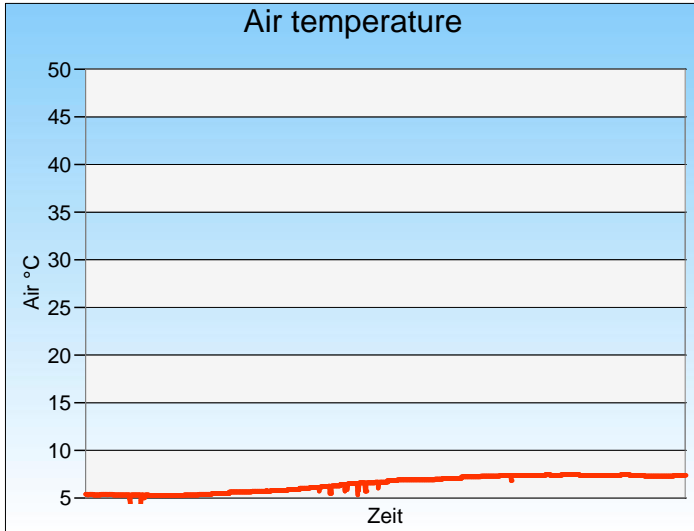


DTM

Weather race 1

DMSB-Reg.No.: 118/19

04.05.2019, 13:30:00 - 14:40:00



Weather:



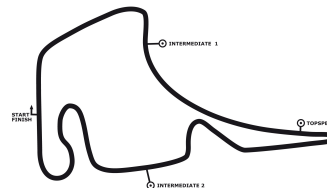
DTM Hockenheim I

Hockenheimring BW, length 4574 m

03. - 05.05.2019

DTM

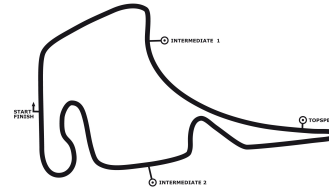
Championship 2019



DMSB-Reg.No.: 118/19

POS	NAME / NATION	SUM	Hockenheim I 1	Hockenheim I 2	Zolder (B) 1	Zolder (B) 2	Misano (I) 1	Misano (I) 2	Norising 1	Norising 2	Assen (NL) 1	Assen (NL) 2	Brands Hatch (GB) 1	Brands Hatch (GB) 2	Lausitzring 1	Lausitzring 2	Nürburgring 1	Nürburgring 2	Hockenheim II 1	Hockenheim II 2	
1	Marco Wittmann / DEU	28	25 + 3 (1.)																		
2	Mike Rockenfeller / DEU	20	18 + 2 (2.)																		
3	Robin Frijns / NLD	15	15 (3.)																		
4	Timo Glock / DEU	12	12 (4.)																		
5	Loic Duval / FRA	10	10 (5.)																		
6	Sheldon Van der Linde / RSA	8	8 (6.)																		
7	Bruno Spengler / CAN	6	6 (7.)																		
8	Nico Müller / CHE	4	4 (8.)																		
9	Daniel Juncadella / ESP	2	2 (9.)																		
10	Pietro Fittipaldi / BRA	1	1 (10.)																		
11	Paul Di Resta / GBR	1	+ 1																		
12	Jake Dennis / GBR	0	(11.)																		

DTM Hockenheim I
Hockenheimring BW, length 4574 m
03. - 05.05.2019
DTM



DMSB-Reg.No.: 118/19

Championship 2019

POS	NAME / NATION	SUM	Hockenheim I 1	Hockenheim I 2	Zolder (B) 1	Zolder (B) 2	Misano (I) 1	Misano (I) 2	Norising 1	Norising 2	Assen (NL) 1	Assen (NL) 2	Brands Hatch (GB) 1	Brands Hatch (GB) 2	Lausitzring 1	Lausitzring 2	Nürburgring 1	Nürburgring 2	Hockenheim II 1	Hockenheim II 2	
13	Jamie Green / GBR	0	(12.)																		
14	Joel Eriksson / SWE	0	(13.)																		
15	Philipp Eng / AUT	0	(14.)																		
16	Jonathan Aberdein / RSA	0	(15.)																		
17	René Rast / DEU	0	(16.)																		
18	Ferdinand von Habsburg / AUT	0																			

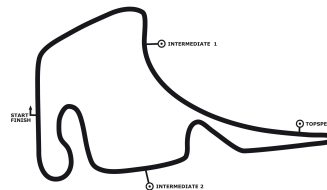
DTM Hockenheim I

Hockenheimring BW, length 4574 m

03. - 05.05.2019

DTM

Team Championship 2019



DTM

DMSB-Reg.No.: 118/19

POS	TEAM	SUM	Hockenheim I 1	Hockenheim I 2	Zolder (B) 1	Zolder (B) 2	Misano (I) 1	Misano (I) 2	Norising 1	Norising 2	Assen (NL) 1	Assen (NL) 2	Brands Hatch (GB) 1	Brands Hatch (GB) 2	Lausitzring 1	Lausitzring 2	Nürburgring 1	Nürburgring 2	Hockenheim II 1	Hockenheim II 2	
1	BMW Team RMG	34	34																		
2	Audi Sport Team Phoenix	30	30																		
3	Audi Sport Team Abt Sportsline	19	19																		
4	BMW Team RMR	12	12																		
5	BMW Team RBM	8	8																		
6	R-Motorsport 2	2	2																		
7	WRT Team Audi Sport	1	1																		
8	R-Motorsport 1	1	1																		

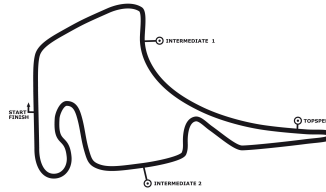
DTM Hockenheim I

Hockenheimring BW, length 4574 m

03. - 05.05.2019

DTM

Constructors Championship 2019



DMSB -Reg.No.: 118/19

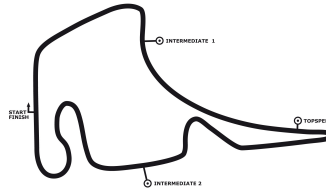
POS	NAME / NATION	SUM	Hockenheim I 1	Hockenheim I 2	Zolder (B) 1	Zolder (B) 2	Misano (I) 1	Misano (I) 2	Norising 1	Norising 2	Assen (NL) 1	Assen (NL) 2	Brands Hatch (GB) 1	Brands Hatch (GB) 2	Lausitzring 1	Lausitzring 2	Nürburgring 1	Nürburgring 2	Hockenheim II 1	Hockenheim II 2	
1	BMW	54	54																		
2	AUDI	49	49																		
3	Aston Martin	3	3																		

DTM Hockenheim I

Hockenheimring BW, length 4574 m

03. - 05.05.2019

DTM



DTM

DMSB-Reg.No.: 118/19

Fastest Lap in race 1, 04.05.2019

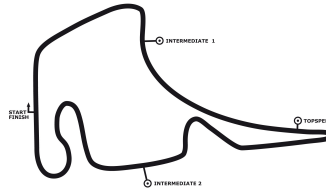
RG.	No.	Driver	Entrant	Time	IN.	DIFF	INT	KM/H	at
1	16	Glock T (DEU)	BMW Team RMR	1:42.469	34		00.085	160.696	14:42:06
2	31	Van der Linde S (RSA)	BMW Team RBM	1:42.554	33	00.085	00.109	160.563	14:40:51
3	28	Duval L (FRA)	Audi Sport Team Phoenix	1:42.663	33	00.194	00.134	160.393	14:40:48
4	76	Dennis J (GBR)	R-Motorsport 1	1:42.797	33	00.328	00.024	160.184	14:41:22
5	21	Fittipaldi P (BRA)	WRT Team Audi Sport	<u>1:42.821</u>	34	00.352	00.753	160.146	14:43:00
6	11	Wittmann M (DEU)	BMW Team RMG	1:43.574	34	01.105	00.203	158.982	14:41:28
7	51	Müller N (CHE)	Audi Sport Team Abt Sportsline	<u>1:43.777</u>	31	01.308	00.231	158.671	14:37:42
8	25	Eng P (AUT)	BMW Team RMR	1:44.008	33	01.539	00.055	158.319	14:42:08
9	4	Frijns R (NLD)	Audi Sport Team Abt Sportsline	1:44.063	33	01.594	00.203	158.235	14:40:18
10	99	Rockenfeller M (DEU)	Audi Sport Team Phoenix	1:44.266	33	01.797	00.172	157.927	14:39:57
11	23	Juncadella D (ESP)	R-Motorsport 2	1:44.438	33	01.969	00.122	157.667	14:41:14
12	7	Spengler B (CAN)	BMW Team RMG	1:44.560	32	02.091	00.196	157.483	14:39:12
13	53	Green J (GBR)	Audi Sport Team Rosberg	<u>1:44.756</u>	32	02.287	00.302	157.188	14:40:04
14	27	Aberdein J (RSA)	WRT Team Audi Sport	<u>1:45.058</u>	33	02.589	02.179	156.736	14:42:44
15	33	Rast R (DEU)	Audi Sport Team Rosberg	<u>1:47.237</u>	28	04.768	02.221	153.551	14:30:16
16	47	Eriksson J (SWE)	BMW Team RBM	<u>1:49.458</u>	33	06.989	06.107	150.436	14:42:03
17	3	Di Resta P (GBR)	R-Motorsport 1	<u>1:55.565</u>	15	13.096	26.334	142.486	14:07:51
18	62	von Habsburg F (AUT)	R-Motorsport 2	2:21.899	1	39.430		116.043	13:40:20

DTM Hockenheim I

Hockenheimring BW, length 4574 m

03. - 05.05.2019

DTM



DTM

Stint Analysis race 1, 04.05.2019

DMSB-Reg.No.: 118/19

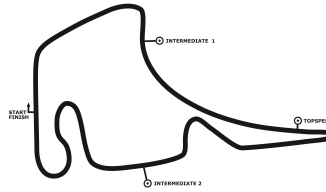
POS	NO	DRIVER	STINT 1			STINT 2			STINT 3			STINT 4		
			LAPS	TIME	KM/H	LAPS	TIME	KM/H	LAPS	TIME	KM/H	LAPS	TIME	KM/H
1.	11	Wittmann Marco	31	57:40.997	147.489	3	5:49.161	141.480						
2.	99	Rockenfeller Mike	27	50:54.990	145.530	7	12:48.895	149.910						
3.	4	Frijns Robin	30	56:34.949	145.508	4	7:29.890	146.404						
4.	16	Glock Timo	31	58:21.287	145.792	3	5:46.278	142.658						
5.	28	Duval Loic	28	53:40.184	143.178	6	10:53.357	151.217						
6.	31	Van der Linde Sheldon	31	58:57.529	144.298	3	5:38.082	146.116						
7.	7	Spengler Bruno	27	51:51.770	142.875	7	12:52.274	149.254						
8.	51	Müller Nico	29	55:46.881	142.678	5	9:13.057	148.867						
9.	23	Juncadella Daniel	33	1:02:30.95	144.868									
10.	21	Fittipaldi Pietro	31	59:19.587	143.404	3	5:42.444	144.255						
11.	76	Dennis Jake	31	59:09.189	143.824	3	5:57.868	138.037						
12.	53	Green Jamie	27	52:21.288	141.532	6	11:30.014	143.183						
13.	47	Eriksson Joel	6	12:46.934	128.823	27	51:17.563	144.463						
14.	25	Eng Philipp	32	1:01:45.36	142.206									
15.	27	Aberdein Jonathan	22	43:00.818	140.367	11	21:45.020	138.795						
16.	33	Rast René	28	52:18.240	146.916									
17.	3	Di Resta Paul	16	31:53.223	137.706									
18.	62	von Habsburg Ferdinand												

DTM Hockenheim I

Hockenheimring BW, length 4574 m

03. - 05.05.2019

DTM



DTM

DMSB-Reg.No.: 118/19

Pitstop (Chronology) race 1, 04.05.2019

Car	Driver	Entrant	at Lap	Time	duration	Sum
25	Eng Philipp	BMW Team RMR	1	13:40:19	33.852	33.852
23	Juncadella Daniel	R-Motorsport 2	1	13:40:24	34.288	34.288
47	Eriksson Joel	BMW Team RBM	6	13:50:41	35.119	35.119
3	Di Resta Paul	R-Motorsport 1	16	14:09:47	33.666	33.666
27	Aberdein Jonathan	WRT Team Audi Sport	22	14:20:55	35.540	35.540
99	Rockenfeller Mike	Audi Sport Team Phoenix	27	14:28:49	33.309	33.309
7	Spengler Bruno	BMW Team RMG	27	14:29:46	33.492	33.492
53	Green Jamie	Audi Sport Team Rosberg	27	14:30:15	43.408	43.408
28	Duval Loic	Audi Sport Team Phoenix	28	14:31:34	33.312	33.312
51	Müller Nico	Audi Sport Team Abt Sportsline	29	14:33:41	32.812	32.812
4	Frijns Robin	Audi Sport Team Abt Sportsline	30	14:34:29	32.376	32.376
11	Wittmann Marco	BMW Team RMG	31	14:35:35	33.293	33.293
16	Glock Timo	BMW Team RMR	31	14:36:15	33.855	33.855
31	Van der Linde Sheldon	BMW Team RBM	31	14:36:52	33.228	33.228
21	Fittipaldi Pietro	WRT Team Audi Sport	31	14:37:14	34.528	34.528
76	Dennis Jake	R-Motorsport 1	31	14:37:03	51.556	51.556

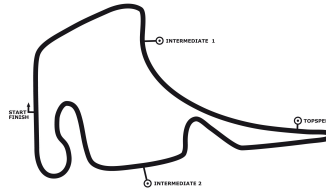
DTM Hockenheim I

Hockenheimring BW, length 4574 m

03. - 05.05.2019

DTM

Pitstops race 1, 04.05.2019



DTM

DMSB-Reg.No.: 118/19

Pos	Car	Driver	Entrant	at Lap	Time	Duration
1	4	Frijns Robin	Audi Sport Team Abt Sportsline	30	14:34:29	32.376
2	51	Müller Nico	Audi Sport Team Abt Sportsline	29	14:33:41	32.812
3	31	Van der Linde Sheldon	BMW Team RBM	31	14:36:52	33.228
4	11	Wittmann Marco	BMW Team RMG	31	14:35:35	33.293
5	99	Rockenfeller Mike	Audi Sport Team Phoenix	27	14:28:49	33.309
6	28	Duval Loic	Audi Sport Team Phoenix	28	14:31:34	33.312
7	7	Spengler Bruno	BMW Team RMG	27	14:29:46	33.492
8	3	Di Resta Paul	R-Motorsport 1	16	14:09:47	33.666
9	25	Eng Philipp	BMW Team RMR	1	13:40:19	33.852
10	16	Glock Timo	BMW Team RMR	31	14:36:15	33.855
11	23	Juncadella Daniel	R-Motorsport 2	1	13:40:24	34.288
12	21	Fittipaldi Pietro	WRT Team Audi Sport	31	14:37:14	34.528
13	47	Eriksson Joel	BMW Team RBM	6	13:50:41	35.119
14	27	Aberdein Jonathan	WRT Team Audi Sport	22	14:20:55	35.540
15	53	Green Jamie	Audi Sport Team Rosberg	27	14:30:15	43.408
16	76	Dennis Jake	R-Motorsport 1	31	14:37:03	51.556

DTM Hockenheim I

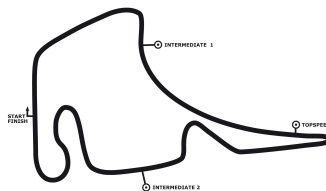
Hockenheimring BW, length 4574 m

03. - 05.05.2019

DTM

Starting grid race 1

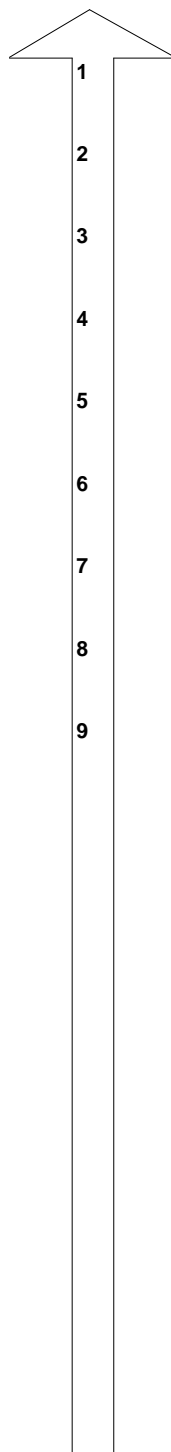
green flag lap at time: 13:30:00



DTM

DMSB-Reg.No.: 118/19

11	Marco Wittmann Schaeffler BMW M4 DTM	1:48.215
3	Paul Di Resta Aston Martin Vantage DTM	1:49.191
4	Robin Frijns Aral Ultimate Audi RS 5 DTM	1:49.535
31	Sheldon Van der Linde Shell BMW M4 DTM	1:50.331
47	Joel Eriksson CATL BMW M4 DTM	1:50.626
23	Daniel Juncadella Aston Martin Vantage DTM	1:50.884
53	Jamie Green Hoffmann Group Audi RS 5 DTM	1:50.914
21	Pietro Fittipaldi WRT Audi RS 5 DTM	1:51.287
25	Philipp Eng ZF BMW M4 DTM	



99	Mike Rockenfeller Akrapovic Audi RS 5 DTM	1:48.281
33	René Rast Audi Sport RS 5 DTM	1:49.510
76	Jake Dennis Aston Martin Vantage DTM	1:49.762
16	Timo Glock JIVS BMW M4 DTM	1:50.509
51	Nico Müller Castrol EDGE Audi RS 5 DTM	1:50.839
28	Loic Duval MASCOT WORKWEAR Audi RS 5 DTM	1:50.909
7	Bruno Spengler BMW Bank M4 DTM	1:51.094
62	Ferdinand von Habsburg Aston Martin Vantage DTM	1:55.470
27	Jonathan Aberdein WRT Audi RS 5 DTM	