



# BRITISH GT CHAMPIONSHIP

**Rounds 1 & 2**

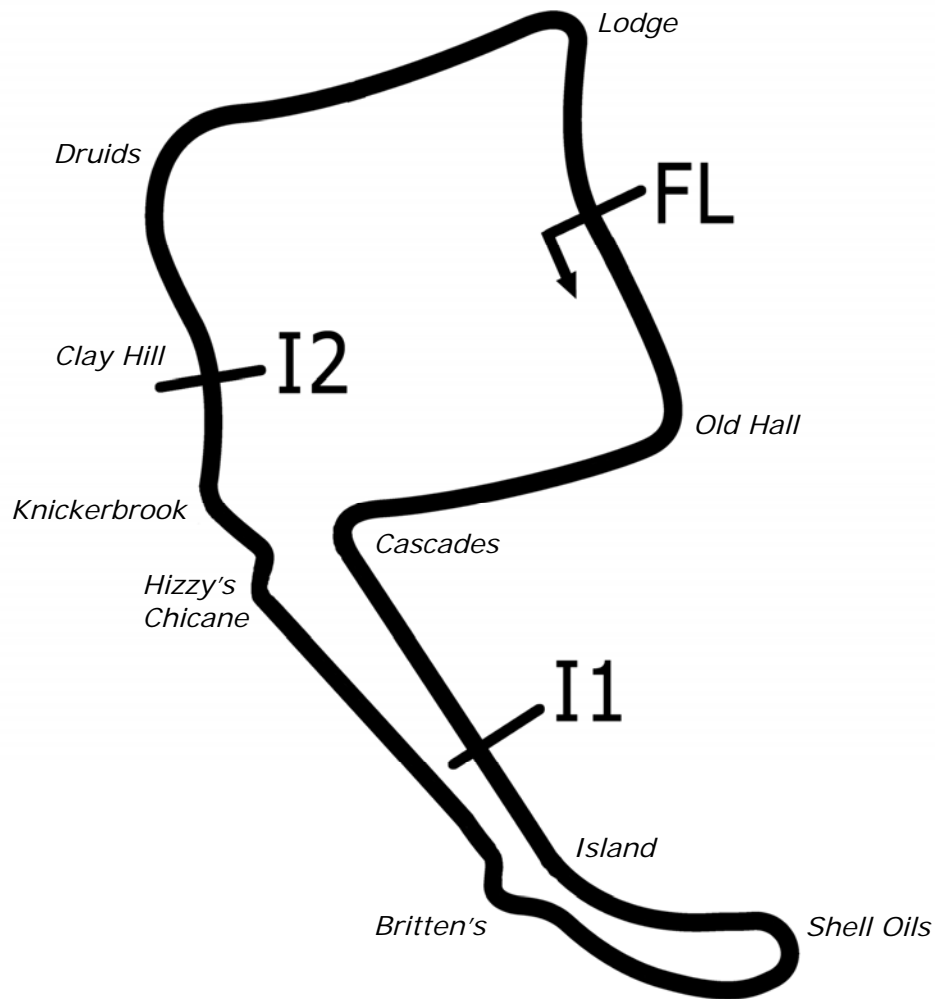
**Oulton Park International Circuit**

**20<sup>th</sup> & 22<sup>nd</sup> April 2019**

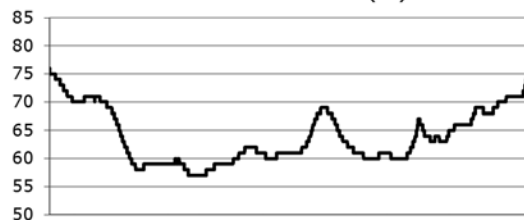


Results Provided by Timing Solutions Ltd  
[www.tsl-timing.com](http://www.tsl-timing.com)

# Oulton Park International



Circuit Altitude (m)



Length	2.6920 miles	4332.4 m	
FL		53.17997 N	2.61294 W
I1	1163m	53.17248 N	2.61631 W
I2	3066m	53.17830 N	2.62040 W
Pit Entry	4314m	53.18011 N	2.61306 W
Pit Exit	180m after FL	53.17836 N	2.61232 W
Pit Entry–Pit Exit 199m, 11.9s @60kph, 8.9s @80kph			

All results available at [www.tsl-timing.com](http://www.tsl-timing.com)

# British GT Championship

## FREE PRACTICE 1 - CLASSIFICATION

POS	NO	CL	PIC	TEAM / DRIVERS	CAR	TIME	ON	LAPS	GAP	DIFF	MPH
1	6	GT3PA	1	RAM Racing Ian LOGGIE (GBR) / Callum MACLEOD (GBR)	Mercedes-AMG GT3	1:34.197	6	31			102.88
2	2	GT3PA	2	TF Sport Mark FARMER (GBR) / Nicki THIMM (DNK)	Aston Martin V8 Vantage GT3	1:34.297	3	28	0.100	0.100	102.77
3	8	GT3PA	3	Team ABBA Racing Richard NEARY (GBR) / Adam CHRISTODOULOU (GBR)	Mercedes-AMG GT3	1:34.744	25	30	0.547	0.447	102.28
4	69	GT3PA	4	Barwell Motorsport Sam DE HAAN (GBR) / Jonny COCKER (GBR)	Lamborghini Huracan GT3 EVO	1:34.773	4	31	0.576	0.029	102.25
5	72	GT3PA	5	Barwell Motorsport Adam BALON (GBR) / Phil KEEN (GBR)	Lamborghini Huracan GT3 EVO	1:34.830	8	24	0.633	0.057	102.19
6	3	GT3PA	6	Century Motorsport Dominic PAUL (GBR) / Ben GREEN (GBR)	BMW M6 GT3	1:34.998	5	21	0.801	0.168	102.01
7	31	GT3PA	7	JRM Racing Rick PARFITT JNR (GBR) / Seb MORRIS (GBR)	Bentley Continental GT3	1:35.024	4	26	0.827	0.026	101.98
8	47	GT3PA	8	TF Sport Graham DAVIDSON (GBR) / Jonny ADAM (GBR)	Aston Martin V8 Vantage GT3	1:35.026	4	24	0.829	0.002	101.98
9	22	GT3PA	9	Balfe Motorsport Shaun BALFE (GBR) / Rob BELL (GBR)	McLaren 720S GT3	1:35.256	4	12	1.059	0.230	101.73
10	99	GT3PA	10	Beechdean AMR Andrew HOWARD (GBR) / Marco SØRENSEN (GBR)	Aston Martin V8 Vantage GT3	1:35.285	4	30	1.088	0.029	101.70
11	7	GT3S	1	Team Parker Racing Glynn GEDDIE (GBR) / Ryan RATCLIFFE (GBR)	Bentley Continental GT3	1:35.388	4	27	1.191	0.103	101.59
12	9	GT3PA	11	Century Motorsport Adrian WILLMOTT (GBR) / Jack MITCHELL (GBR)	BMW M6 GT3	1:35.504	4	26	1.307	0.116	101.47
13	96	GT3S	2	Optimum Motorsport Oliver WILKINSON (GBR) / Bradley ELLIS (GBR)	Aston Martin V8 Vantage GT3	1:36.068	4	33	1.871	0.564	100.87
14	18	GTCPA	1	WPI Motorsport Michael GOE (GBR) / Adam WILCOX (GBR)	Porsche 911 GT3 Cup	1:38.908	5	19	4.711	2.840	97.98
15	62	GT4S	1	Academy Motorsport Alex TOTH-JONES (GBR) / Will MOORE (GBR)	Aston Martin V8 Vantage GT4	1:43.911	2	12	9.714	5.003	93.26
16	66	GT4PA	1	Team Parker Racing Nick JONES (GBR) / Scott MALVERN (GBR)	Mercedes-AMG GT4	1:43.980	8	23	9.783	0.069	93.20
17	43	GT4S	2	Century Motorsport Angus FENDER (GBR) / Andrew GORDON-COLEBROOKE (GBR)	BMW M4 GT4	1:44.023	4	27	9.826	0.043	93.16
18	44	GT4PA	2	Invictus Games Racing Steve MCCULLLEY (GBR) / Matthew GEORGE (GBR)	Jaguar F-TYPE SVR GT4	1:44.044	5	27	9.847	0.021	93.14
19	57	GT4S	3	HHC Motorsport Callum POINTON (GBR) / Dean MACDONALD (GBR)	McLaren 570S GT4	1:44.062	3	27	9.865	0.018	93.13
20	97	GT4S	4	TF Sport Tom CANNING (GBR) / Ashley HAND (GBR)	Aston Martin V8 Vantage GT4	1:44.117	23	32	9.920	0.055	93.08
21	15	GT4S	5	Multimatic Motorsports Scott MAXWELL (CAN) / Seb PRIAULX (GBR)	Ford Mustang GT4	1:44.142	2	3	9.945	0.025	93.05
22	58	GT4S	6	HHC Motorsport Tom JACKSON (GBR) / Luke WILLIAMS (GBR)	McLaren 570S GT4	1:44.260	4	31	10.063	0.118	92.95
23	77	GT4PA	3	Fox Motorsport Mark MURFITT (GBR) / Michael BROADHURST (GBR)	Mercedes-AMG GT4	1:44.282	2	28	10.085	0.022	92.93
24	95	GT4S	7	TF Sport Patrick KIBBLE (GBR) / Josh PRICE (GBR)	Aston Martin V8 Vantage GT4	1:44.323	2	31	10.126	0.041	92.89
25	11	GT4PA	4	Beechdean AMR Kelvin FLETCHER (GBR) / Martin PLOWMAN (GBR)	Aston Martin V8 Vantage GT4	1:44.332	25	27	10.135	0.009	92.88
26	61	GT4S	8	Academy Motorsport Micah STANLEY (GBR) / Ben HURST (GBR)	Aston Martin V8 Vantage GT4	1:44.435	3	18	10.238	0.103	92.79
27	19	GT4S	9	Multimatic Motorsports Chad MCCUMBEE (USA) / Jade BUFORD (USA)	Ford Mustang GT4	1:44.547	2	5	10.350	0.112	92.69
28	5	GT4S	10	Tolman Motorsport Jordan COLLARD (GBR) / Lewis PROCTOR (GBR)	McLaren 570S GT4	1:44.612	5	30	10.415	0.065	92.64
29	4	GT4S	11	Tolman Motorsport James DORLIN (GBR) / Josh SMITH (GBR)	McLaren 570S GT4	1:44.703	3	28	10.506	0.091	92.55
30	32	GT4PA	5	Track Focused Mike MCCOLLUM (GBR) / Sean COOPER (GBR)	KTM X-Bow GT4	1:44.753	6	27	10.556	0.050	92.51
31	75	GT4S	12	Optimum Motorsport Mike ROBINSON (GBR) / Patrik MATTHIESEN (GBR)	Aston Martin V8 Vantage GT4	1:44.836	4	28	10.639	0.083	92.44
32	20	GT4PA	6	Balfe Motorsport Graham JOHNSON (GBR) / Michael O'BRIEN (GBR)	McLaren 570S GT4	1:45.014	16	24	10.817	0.178	92.28
33	42	GT4S	13	Century Motorsport Mark KIMBER (GBR) / Jacob MATHIASSEN (DNK)	BMW M4 GT4	1:45.064	5	25	10.867	0.050	92.24
34	35	GT4S	14	Optimum Motorsport Connor O'BRIEN (IRL) / Jack BUTEL (GBR)	Aston Martin V8 Vantage GT4	1:45.163	4	27	10.966	0.099	92.15
35	23	GT4S	15	RACE Performance Sam SMELT (GBR) / Aron TAYLOR-SMITH (IRL)	Ford Mustang GT4	1:45.486	16	17	11.289	0.323	91.87

Oulton Park International  
Circuit Length = 2.6920 miles  
Start: 09:31 Flag 10:31 End: 10:33

Weather / Track : Sunny / Dry

These results are provisional until the conclusion of any judicial and technical matters.

Race Director : Peter Daly	Stewards :	Timekeeper :
----------------------------	------------	--------------

Results can be found at [www.tsl-timing.com](http://www.tsl-timing.com)

Printed - 10:33 Saturday, 20 April 2019

## British GT Championship

### FREE PRACTICE 1 - CLASSIFICATION BY CATEGORY

#### CLASS : GT3

POS	NO	CL	NAME	ENTRY	TIME	ON	LAPS	GAP	DIFF	MPH
1	6	GT3PA	RAM Racing	Mercedes-AMG GT3	1:34.197	6	31			102.88
2	2	GT3PA	TF Sport	Aston Martin V8 Vantage GT3	1:34.297	3	28	0.100	0.100	102.77
3	8	GT3PA	Team ABBA Racing	Mercedes-AMG GT3	1:34.744	25	30	0.547	0.447	102.28
4	69	GT3PA	Barwell Motorsport	Lamborghini Huracan GT3 EVO	1:34.773	4	31	0.576	0.029	102.25
5	72	GT3PA	Barwell Motorsport	Lamborghini Huracan GT3 EVO	1:34.830	8	24	0.633	0.057	102.19
6	3	GT3PA	Century Motorsport	BMW M6 GT3	1:34.998	5	21	0.801	0.168	102.01
7	31	GT3PA	JRM Racing	Bentley Continental GT3	1:35.024	4	26	0.827	0.026	101.98
8	47	GT3PA	TF Sport	Aston Martin V8 Vantage GT3	1:35.026	4	24	0.829	0.002	101.98
9	22	GT3PA	Balfe Motorsport	McLaren 720S GT3	1:35.256	4	12	1.059	0.230	101.73
10	99	GT3PA	Beechdean AMR	Aston Martin V8 Vantage GT3	1:35.285	4	30	1.088	0.029	101.70
11	7	GT3S	Team Parker Racing	Bentley Continental GT3	1:35.388	4	27	1.191	0.103	101.59
12	9	GT3PA	Century Motorsport	BMW M6 GT3	1:35.504	4	26	1.307	0.116	101.47
13	96	GT3S	Optimum Motorsport	Aston Martin V8 Vantage GT3	1:36.068	4	33	1.871	0.564	100.87

#### CLASS : GT4

POS	NO	CL	NAME	ENTRY	TIME	ON	LAPS	GAP	DIFF	MPH
1	62	GT4S	Academy Motorsport	Aston Martin V8 Vantage GT4	1:43.911	2	12			93.26
2	66	GT4PA	Team Parker Racing	Mercedes-AMG GT4	1:43.980	8	23	0.069	0.069	93.20
3	43	GT4S	Century Motorsport	BMW M4 GT4	1:44.023	4	27	0.112	0.043	93.16
4	44	GT4PA	Invictus Games Racing	Jaguar F-TYPE SVR GT4	1:44.044	5	27	0.133	0.021	93.14
5	57	GT4S	HHC Motorsport	McLaren 570S GT4	1:44.062	3	27	0.151	0.018	93.13
6	97	GT4S	TF Sport	Aston Martin V8 Vantage GT4	1:44.117	23	32	0.206	0.055	93.08
7	15	GT4S	Multimatic Motorsports	Ford Mustang GT4	1:44.142	2	3	0.231	0.025	93.05
8	58	GT4S	HHC Motorsport	McLaren 570S GT4	1:44.260	4	31	0.349	0.118	92.95
9	77	GT4PA	Fox Motorsport	Mercedes-AMG GT4	1:44.282	2	28	0.371	0.022	92.93
10	95	GT4S	TF Sport	Aston Martin V8 Vantage GT4	1:44.323	2	31	0.412	0.041	92.89
11	11	GT4PA	Beechdean AMR	Aston Martin V8 Vantage GT4	1:44.332	25	27	0.421	0.009	92.88
12	61	GT4S	Academy Motorsport	Aston Martin V8 Vantage GT4	1:44.435	3	18	0.524	0.103	92.79
13	19	GT4S	Multimatic Motorsports	Ford Mustang GT4	1:44.547	2	5	0.636	0.112	92.69
14	5	GT4S	Tolman Motorsport	McLaren 570S GT4	1:44.612	5	30	0.701	0.065	92.64
15	4	GT4S	Tolman Motorsport	McLaren 570S GT4	1:44.703	3	28	0.792	0.091	92.55
16	32	GT4PA	Track Focused	KTM X-Bow GT4	1:44.753	6	27	0.842	0.050	92.51
17	75	GT4S	Optimum Motorsport	Aston Martin V8 Vantage GT4	1:44.836	4	28	0.925	0.083	92.44
18	20	GT4PA	Balfe Motorsport	McLaren 570S GT4	1:45.014	16	24	1.103	0.178	92.28
19	42	GT4S	Century Motorsport	BMW M4 GT4	1:45.064	5	25	1.153	0.050	92.24
20	35	GT4S	Optimum Motorsport	Aston Martin V8 Vantage GT4	1:45.163	4	27	1.252	0.099	92.15
21	23	GT4S	RACE Performance	Ford Mustang GT4	1:45.486	16	17	1.575	0.323	91.87

#### CLASS : GTC

POS	NO	CL	NAME	ENTRY	TIME	ON	LAPS	GAP	DIFF	MPH
1	18	GTCPA	WPI Motorsport	Porsche 911 GT3 Cup	1:38.908	5	19			97.98

Oulton Park International  
 Circuit Length = 2.6920 miles  
 Start: 09:31 Flag 10:31 End: 10:33

Weather / Track : Sunny / Dry

These results are provisional until the conclusion of any judicial and technical matters.

Race Director : Peter Daly	Stewards :	Timekeeper :
----------------------------	------------	--------------

Results can be found at [www.tsl-timing.com](http://www.tsl-timing.com)

Printed - 10:34 Saturday, 20 April 2019

# British GT Championship

## FREE PRACTICE 1 - CLASSIFICATION BY CLASS

### CLASS : GT3 - GT3PA

POS	NO	NAME	ENTRY	TIME	ON	LAPS	GAP	DIFF	MPH
1	6	RAM Racing	Mercedes-AMG GT3	1:34.197	6	31			102.88
2	2	TF Sport	Aston Martin V8 Vantage GT3	1:34.297	3	28	0.100	0.100	102.77
3	8	Team ABBA Racing	Mercedes-AMG GT3	1:34.744	25	30	0.547	0.447	102.28
4	69	Barwell Motorsport	Lamborghini Huracan GT3 EVO	1:34.773	4	31	0.576	0.029	102.25
5	72	Barwell Motorsport	Lamborghini Huracan GT3 EVO	1:34.830	8	24	0.633	0.057	102.19
6	3	Century Motorsport	BMW M6 GT3	1:34.998	5	21	0.801	0.168	102.01
7	31	JRM Racing	Bentley Continental GT3	1:35.024	4	26	0.827	0.026	101.98
8	47	TF Sport	Aston Martin V8 Vantage GT3	1:35.026	4	24	0.829	0.002	101.98
9	22	Balfe Motorsport	McLaren 720S GT3	1:35.256	4	12	1.059	0.230	101.73
10	99	Beechdean AMR	Aston Martin V8 Vantage GT3	1:35.285	4	30	1.088	0.029	101.70
11	9	Century Motorsport	BMW M6 GT3	1:35.504	4	26	1.307	0.219	101.47

### CLASS : GT3 - GT3S

POS	NO	NAME	ENTRY	TIME	ON	LAPS	GAP	DIFF	MPH
1	7	Team Parker Racing	Bentley Continental GT3	1:35.388	4	27			101.59
2	96	Optimum Motorsport	Aston Martin V8 Vantage GT3	1:36.068	4	33	0.680	0.680	100.87

### CLASS : GT4 - GT4S

POS	NO	NAME	ENTRY	TIME	ON	LAPS	GAP	DIFF	MPH
1	62	Academy Motorsport	Aston Martin V8 Vantage GT4	1:43.911	2	12			93.26
2	43	Century Motorsport	BMW M4 GT4	1:44.023	4	27	0.112	0.112	93.16
3	57	HHC Motorsport	McLaren 570S GT4	1:44.062	3	27	0.151	0.039	93.13
4	97	TF Sport	Aston Martin V8 Vantage GT4	1:44.117	23	32	0.206	0.055	93.08
5	15	Multimatic Motorsports	Ford Mustang GT4	1:44.142	2	3	0.231	0.025	93.05
6	58	HHC Motorsport	McLaren 570S GT4	1:44.260	4	31	0.349	0.118	92.95
7	95	TF Sport	Aston Martin V8 Vantage GT4	1:44.323	2	31	0.412	0.063	92.89
8	61	Academy Motorsport	Aston Martin V8 Vantage GT4	1:44.435	3	18	0.524	0.112	92.79
9	19	Multimatic Motorsports	Ford Mustang GT4	1:44.547	2	5	0.636	0.112	92.69
10	5	Tolman Motorsport	McLaren 570S GT4	1:44.612	5	30	0.701	0.065	92.64
11	4	Tolman Motorsport	McLaren 570S GT4	1:44.703	3	28	0.792	0.091	92.55
12	75	Optimum Motorsport	Aston Martin V8 Vantage GT4	1:44.836	4	28	0.925	0.133	92.44
13	42	Century Motorsport	BMW M4 GT4	1:45.064	5	25	1.153	0.228	92.24
14	35	Optimum Motorsport	Aston Martin V8 Vantage GT4	1:45.163	4	27	1.252	0.099	92.15
15	23	RACE Performance	Ford Mustang GT4	1:45.486	16	17	1.575	0.323	91.87

### CLASS : GT4 - GT4PA

POS	NO	NAME	ENTRY	TIME	ON	LAPS	GAP	DIFF	MPH
1	66	Team Parker Racing	Mercedes-AMG GT4	1:43.980	8	23			93.20
2	44	Invictus Games Racing	Jaguar F-TYPE SVR GT4	1:44.044	5	27	0.064	0.064	93.14
3	77	Fox Motorsport	Mercedes-AMG GT4	1:44.282	2	28	0.302	0.238	92.93
4	11	Beechdean AMR	Aston Martin V8 Vantage GT4	1:44.332	25	27	0.352	0.050	92.88
5	32	Track Focused	KTM X-Bow GT4	1:44.753	6	27	0.773	0.421	92.51
6	20	Balfe Motorsport	McLaren 570S GT4	1:45.014	16	24	1.034	0.261	92.28

Oulton Park International  
Circuit Length = 2.6920 miles  
Start: 09:31 Flag 10:31 End: 10:33

Weather / Track : Sunny / Dry

These results are provisional until the conclusion of any judicial and technical matters.

Race Director : Peter Daly	Stewards :	Timekeeper :
----------------------------	------------	--------------

# British GT Championship

## FREE PRACTICE 1 - CLASSIFICATION BY CLASS

CLASS : GTC - GTCPA

POS	NO	NAME	ENTRY	TIME	ON	LAPS	GAP	DIFF	MPH
1	18	WPI Motorsport	Porsche 911 GT3 Cup	1:38.908	5	19			97.98

Weather / Track : Sunny / Dry

These results are provisional until the conclusion of any judicial and technical matters.

Oulton Park International  
 Circuit Length = 2.6920 miles  
 Start: 09:31 Flag 10:31 End: 10:33

Race Director : Peter Daly

Stewards :

Timekeeper :

# British GT Championship

## FREE PRACTICE 1 - BEST SECTORS

SECTOR 1			SECTOR 2			SECTOR 3			IDEAL / BEST COMPARISON						
POS	NO	NAME	TIME	NO	NAME	TIME	NO	NAME	TIME	POS	NO	NAME	IDEAL	BEST	DIFF
													<b>PERFECT LAP</b>	<b>1:34.035</b>	
1	2	TF Sport	22.997	6	RAM Racing	45.199	2	TF Sport	25.839	1	2	TF Sport	1:34.142	1:34.297	0.155
2	47	TF Sport	23.020	2	TF Sport	45.306	6	RAM Racing	25.927	2	6	RAM Racing	1:34.197	1:34.197	0.000
3	69	Barwell Motorsport	23.034	31	JRM Racing	45.378	8	Team ABBA Racing	26.011	3	69	Barwell Motorsport	1:34.525	1:34.773	0.248
4	6	RAM Racing	23.071	69	Barwell Motorsport	45.395	3	Century Motorsport	26.087	4	8	Team ABBA Racing	1:34.640	1:34.744	0.104
5	9	Century Motorsport	23.073	8	Team ABBA Racing	45.464	72	Barwell Motorsport	26.093	5	31	JRM Racing	1:34.703	1:35.024	0.321
6	31	JRM Racing	23.088	3	Century Motorsport	45.525	69	Barwell Motorsport	26.096	6	72	Barwell Motorsport	1:34.730	1:34.830	0.100
7	72	Barwell Motorsport	23.100	72	Barwell Motorsport	45.537	47	TF Sport	26.121	7	47	TF Sport	1:34.791	1:35.026	0.235
8	99	Beechdean AMR	23.133	22	Balfe Motorsport	45.546	99	Beechdean AMR	26.137	8	3	Century Motorsport	1:34.804	1:34.998	0.194
9	8	Team ABBA Racing	23.165	99	Beechdean AMR	45.619	7	Team Parker Racing	26.168	9	99	Beechdean AMR	1:34.889	1:35.285	0.396
10	3	Century Motorsport	23.192	47	TF Sport	45.650	31	JRM Racing	26.237	10	22	Balfe Motorsport	1:35.096	1:35.256	0.160
11	7	Team Parker Racing	23.276	7	Team Parker Racing	45.822	22	Balfe Motorsport	26.237	11	7	Team Parker Racing	1:35.266	1:35.388	0.122
12	22	Balfe Motorsport	23.313	9	Century Motorsport	45.908	9	Century Motorsport	26.288	12	9	Century Motorsport	1:35.269	1:35.504	0.235
13	96	Optimum Motorsport	23.447	96	Optimum Motorsport	46.069	96	Optimum Motorsport	26.508	13	96	Optimum Motorsport	1:36.024	1:36.068	0.044
14	18	WPI Motorsport	24.320	18	WPI Motorsport	47.486	18	WPI Motorsport	26.989	14	18	WPI Motorsport	1:38.795	1:38.908	0.113
15	57	HHC Motorsport	25.469	62	Academy Motorsport	49.591	57	HHC Motorsport	28.498	15	62	Academy Motorsport	1:43.719	1:43.911	0.192
16	62	Academy Motorsport	25.510	15	Multimatic Motorsport	49.625	43	Century Motorsport	28.513	16	97	TF Sport	1:43.862	1:44.117	0.255
17	43	Century Motorsport	25.546	11	Beechdean AMR	49.627	97	TF Sport	28.544	17	43	Century Motorsport	1:43.877	1:44.023	0.146
18	77	Fox Motorsport	25.547	58	HHC Motorsport	49.704	66	Team Parker Racing	28.561	18	11	Beechdean AMR	1:43.880	1:44.332	0.452
19	61	Academy Motorsport	25.552	95	TF Sport	49.730	62	Academy Motorsport	28.618	19	66	Team Parker Racing	1:43.888	1:43.980	0.092
20	66	Team Parker Racing	25.573	44	Invictus Games Racing	49.738	11	Beechdean AMR	28.640	20	57	HHC Motorsport	1:43.962	1:44.062	0.100
21	97	TF Sport	25.576	97	TF Sport	49.742	77	Fox Motorsport	28.674	21	58	HHC Motorsport	1:43.986	1:44.260	0.274
22	58	HHC Motorsport	25.593	66	Team Parker Racing	49.754	58	HHC Motorsport	28.689	22	44	Invictus Games Racing	1:44.044	1:44.044	0.000
23	44	Invictus Games Racing	25.607	43	Century Motorsport	49.818	44	Invictus Games Racing	28.699	23	15	Multimatic Motorsport	1:44.142	1:44.142	0.000
24	11	Beechdean AMR	25.613	4	Tolman Motorsport	49.896	61	Academy Motorsport	28.750	24	95	TF Sport	1:44.154	1:44.323	0.169
25	95	TF Sport	25.643	5	Tolman Motorsport	49.926	95	TF Sport	28.781	25	77	Fox Motorsport	1:44.267	1:44.282	0.015
26	32	Track Focused	25.649	61	Academy Motorsport	49.983	15	Multimatic Motorsport	28.788	26	61	Academy Motorsport	1:44.285	1:44.435	0.150
27	19	Multimatic Motorsport	25.701	57	HHC Motorsport	49.995	19	Multimatic Motorsport	28.788	27	32	Track Focused	1:44.514	1:44.753	0.239
28	15	Multimatic Motorsport	25.729	32	Track Focused	50.024	42	Century Motorsport	28.835	28	19	Multimatic Motorsport	1:44.547	1:44.547	0.000
29	5	Tolman Motorsport	25.781	75	Optimum Motorsport	50.028	32	Track Focused	28.841	29	5	Tolman Motorsport	1:44.549	1:44.612	0.063
30	4	Tolman Motorsport	25.818	77	Fox Motorsport	50.046	5	Tolman Motorsport	28.842	30	4	Tolman Motorsport	1:44.612	1:44.703	0.091
31	75	Optimum Motorsport	25.835	19	Multimatic Motorsport	50.058	75	Optimum Motorsport	28.878	31	75	Optimum Motorsport	1:44.741	1:44.836	0.095
32	42	Century Motorsport	25.845	35	Optimum Motorsport	50.102	4	Tolman Motorsport	28.898	32	42	Century Motorsport	1:44.834	1:45.064	0.230
33	35	Optimum Motorsport	25.855	42	Century Motorsport	50.154	23	RACE Performance	28.908	33	35	Optimum Motorsport	1:44.917	1:45.163	0.246
34	20	Balfe Motorsport	25.861	20	Balfe Motorsport	50.156	35	Optimum Motorsport	28.960	34	20	Balfe Motorsport	1:44.999	1:45.014	0.015
35	23	RACE Performance	25.917	23	RACE Performance	50.403	20	Balfe Motorsport	28.982	35	23	RACE Performance	1:45.228	1:45.486	0.258

Weather / Track : Sunny / Dry

Oulton Park International  
Circuit Length = 2.6920 miles  
Start: 09:31 Flag 10:31 End: 10:33

Results can be found at [www.tsl-timing.com](http://www.tsl-timing.com)

Printed - 10:35 Saturday, 20 April 2019

# British GT Championship

## FREE PRACTICE 1 - BEST SPEEDS

POS	INTERMEDIATE 1			INTERMEDIATE 2			FINISH LINE		
	NO	NAME	MPH	NO	NAME	MPH	NO	NAME	MPH
1	9	Century Motorsport	135.0	3	Century Motorsport	120.2	18	WPI Motorsport	126.1
2	6	RAM Racing	134.7	9	Century Motorsport	120.0	6	RAM Racing	125.4
3	3	Century Motorsport	134.7	6	RAM Racing	119.8	31	JRM Racing	125.4
4	31	JRM Racing	134.4	31	JRM Racing	118.9	9	Century Motorsport	125.4
5	96	Optimum Motorsport	134.4	22	Balfe Motorsport	118.9	3	Century Motorsport	125.2
6	18	WPI Motorsport	134.4	7	Team Parker Racing	118.9	7	Team Parker Racing	124.5
7	22	Balfe Motorsport	134.2	8	Team ABBA Racing	118.5	2	TF Sport	124.2
8	7	Team Parker Racing	133.6	18	WPI Motorsport	118.5	8	Team ABBA Racing	124.2
9	2	TF Sport	133.4	2	TF Sport	118.3	69	Barwell Motorsport	124.2
10	47	TF Sport	133.4	69	Barwell Motorsport	118.1	72	Barwell Motorsport	123.8
11	8	Team ABBA Racing	132.8	72	Barwell Motorsport	118.1	96	Optimum Motorsport	123.5
12	69	Barwell Motorsport	132.8	96	Optimum Motorsport	117.7	99	Beechdean AMR	123.3
13	99	Beechdean AMR	132.8	47	TF Sport	117.3	47	TF Sport	122.9
14	72	Barwell Motorsport	132.6	99	Beechdean AMR	117.1	43	Century Motorsport	113.7
15	43	Century Motorsport	122.6	43	Century Motorsport	108.0	23	RACE Performance	113.7
16	44	Invictus Games Racing	122.6	15	Multimatic Motorsports	108.0	44	Invictus Games Racing	113.3
17	57	HHC Motorsport	122.4	23	RACE Performance	107.8	57	HHC Motorsport	113.1
18	58	HHC Motorsport	122.4	44	Invictus Games Racing	107.2	58	HHC Motorsport	113.1
19	15	Multimatic Motorsports	122.2	11	Beechdean AMR	107.2	11	Beechdean AMR	113.1
20	77	Fox Motorsport	122.2	42	Century Motorsport	107.2	42	Century Motorsport	113.1
21	23	RACE Performance	122.2	62	Academy Motorsport	106.8	97	TF Sport	112.9
22	11	Beechdean AMR	122.0	97	TF Sport	106.8	15	Multimatic Motorsports	112.9
23	42	Century Motorsport	122.0	58	HHC Motorsport	106.8	62	Academy Motorsport	112.7
24	61	Academy Motorsport	121.7	61	Academy Motorsport	106.8	61	Academy Motorsport	112.7
25	66	Team Parker Racing	121.5	57	HHC Motorsport	106.6	19	Multimatic Motorsports	112.5
26	97	TF Sport	121.5	95	TF Sport	106.1	77	Fox Motorsport	112.2
27	5	Tolman Motorsport	121.1	35	Optimum Motorsport	106.0	4	Tolman Motorsport	112.2
28	20	Balfe Motorsport	121.1	19	Multimatic Motorsports	105.8	20	Balfe Motorsport	111.8
29	62	Academy Motorsport	120.9	5	Tolman Motorsport	105.8	35	Optimum Motorsport	111.8
30	19	Multimatic Motorsports	120.9	4	Tolman Motorsport	105.8	95	TF Sport	111.6
31	4	Tolman Motorsport	120.4	20	Balfe Motorsport	105.6	5	Tolman Motorsport	111.6
32	95	TF Sport	120.2	75	Optimum Motorsport	105.5	66	Team Parker Racing	111.4
33	35	Optimum Motorsport	119.8	66	Team Parker Racing	104.8	75	Optimum Motorsport	111.1
34	75	Optimum Motorsport	119.6	77	Fox Motorsport	104.6	32	Track Focused	109.4
35	32	Track Focused	118.1	32	Track Focused	103.5			

Weather / Track : Sunny / Dry

Results can be found at [www.tsl-timing.com](http://www.tsl-timing.com)

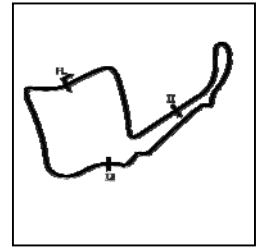
Oulton Park International  
Circuit Length = 2.6920 miles  
Start: 09:31 Flag 10:31 End: 10:33

Printed - 10:36 Saturday, 20 April 2019



# British GT Championship

## FREE PRACTICE 1 - SECTOR ANALYSIS



SECTOR 1 = FL to I1, SECTOR 2 = I1 to I2, SECTOR 3 = I2 to FL, DIFF = Difference To Personal Best Lap, P = Crossed Finish Line in Pit Lane, D = Time Disallowed

P1		6 GT3PA		RAM Racing		Mercedes-AMG GT3					
IDEAL LAP TIME : 1:34.197		BEST LAP TIME : 1:34.197		DIFFERENCE : 0.000							
D1: Ian LOGGIE		D2: Callum MACLEOD									
LAP	SECTOR 1	SECTOR 2		SECTOR 3		LAP TIME	MPH	DIFF	TIME OF DAY		
1 - D2	OUTLAP	107.7	50.451	116.3	26.789	124.5				09:32:58.118	
2 - D2	23.250	133.6	45.709	118.5	26.056	124.7	1:35.015 (3)	101.99	0.818	09:34:33.133	
3 - D2	23.152	<b>134.7</b>	45.200	117.9	25.995	124.7	1:34.347 (2)	102.71	0.150	09:36:07.480	
4 - D2	23.282	134.2	45.340	118.3	IN PIT		1:41.573 P	95.41	7.376	09:37:49.053	
5 - D2	OUTLAP	133.1	46.273	117.1	26.531	124.0	4:23.325	36.80	2:49.128	09:42:12.378	
<b>6 - D2</b>	<b>23.071</b>	133.9	<b>45.199</b>	118.7	<b>25.927</b>	124.7	<b>1:34.197 (1)</b>	<b>102.88</b>		<b>09:43:46.575</b>	
7 - D2	23.215	133.9	46.282	119.1	IN PIT		1:41.045 P	95.91	6.848	09:45:27.620	
8 - D1	OUTLAP	131.3	47.378	118.7	26.836	123.8	4:57.751	32.54	3:23.554	09:50:25.371	
9 - D1	23.931	132.3	46.960	118.7	27.380	124.2	1:38.271	98.61	4.074	09:52:03.642	
10 - D1	24.275	132.6	48.643	117.9	27.601	123.8	1:40.519	96.41	6.322	09:53:44.161	
11 - D1	24.310	133.9	47.660	117.9	27.230	124.7	1:39.200	97.69	5.003	09:55:23.361	
12 - D1	25.257	131.8	49.884	101.6	28.619	123.3	1:43.760	93.40	9.563	09:57:07.121	
13 - D1	24.328	132.1	46.875	118.9	27.055	123.8	1:38.258	98.63	4.061	09:58:45.379	
14 - D1	23.883	133.4	46.633	118.1	27.029	124.0	1:37.545	99.35	3.348	10:00:22.924	
15 - D1	24.166	132.8	47.037	118.7	30.209	123.8	1:41.412	95.56	7.215	10:02:04.336	
16 - D1	23.922	133.9	48.947	118.5	26.888	124.2	1:39.757	97.14	5.560	10:03:44.093	
17 - D1	23.802	133.1	46.879	118.7	27.064	124.0	1:37.745	99.14	3.548	10:05:21.838	
18 - D1	24.230	133.6	46.926	118.5	27.001	124.2	1:38.157	98.73	3.960	10:06:59.995	
19 - D1	23.900	133.4	46.811	118.9	27.465	124.2	1:38.176	98.71	3.979	10:08:38.171	
20 - D1	24.479	133.1	47.466	118.5	27.151	123.8	1:39.096	97.79	4.899	10:10:17.267	
21 - D1	23.866	133.6	48.075	118.5	26.914	124.5	1:38.855	98.03	4.658	10:11:56.122	
22 - D1	23.851	132.8	47.153	115.5	28.027	123.8	1:39.031	97.86	4.834	10:13:35.153	
23 - D1	24.432	132.1	46.914	118.9	26.737	124.2	1:38.083	98.80	3.886	10:15:13.236	
24 - D1	24.423	133.1	46.781	118.7	26.678	124.2	1:37.882	99.01	3.685	10:16:51.118	
25 - D1	23.699	<b>134.7</b>	46.473	115.9	26.635	125.2	1:36.807	100.10	2.610	10:18:27.925	
26 - D1	23.600	133.6	46.204	<b>119.8</b>	26.654	<b>125.4</b>	1:36.458	100.47	2.261	10:20:04.383	
27 - D1	23.535	133.6	46.185	119.1	26.517	123.8	1:36.237	100.70	2.040	10:21:40.620	
28 - D1	23.524	133.6	46.185	<b>119.8</b>	26.287	124.2	1:35.996	100.95	1.799	10:23:16.616	
29 - D1	23.584	133.6	46.251	118.9	IN PIT		1:40.771 P	96.17	6.574	10:24:57.387	
30 - D1	OUTLAP	126.8	48.367	118.7	IN PIT		2:55.284 P	55.28	1:21.087	10:27:52.671	
31 - D1	OUTLAP	131.0	48.244	118.3	IN PIT		2:55.169 P	55.32	1:20.972	10:30:47.840	

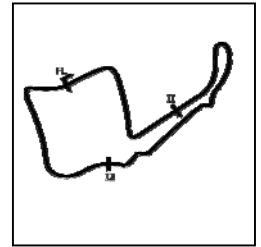
P2		2 GT3PA		TF Sport		Aston Martin V8 Vantage GT3					
IDEAL LAP TIME : 1:34.142		BEST LAP TIME : 1:34.297		DIFFERENCE : 0.155							
D1: Mark FARMER		D2: Nicki THIM									
LAP	SECTOR 1	SECTOR 2		SECTOR 3		LAP TIME	MPH	DIFF	TIME OF DAY		
1 - D2	OUTLAP	120.0	50.408	116.5	26.443	<b>124.2</b>				09:33:08.345	
2 - D2	23.300	131.5	46.469	<b>118.3</b>	<b>25.839</b>	123.5	1:35.608	101.36	1.311	09:34:43.953	
<b>3 - D2</b>	<b>22.997</b>	<b>133.4</b>	<b>45.306</b>	117.7	25.994	123.3	<b>1:34.297 (1)</b>	<b>102.77</b>		<b>09:36:18.250</b>	
4 - D2	23.184	133.1	48.111	104.2	IN PIT		1:43.458 P	93.67	9.161	09:38:01.708	
5 - D2	OUTLAP	131.8	46.035	116.9	26.267	122.4	6:07.558	26.36	4:33.261	09:44:09.266	
6 - D2	23.254	132.6	45.799	117.1	26.161	123.3	1:35.214 (3)	101.78	0.917	09:45:44.480	
7 - D2	23.133	133.1	45.889	116.9	26.148	123.5	1:35.170 (2)	101.83	0.873	09:47:19.650	
8 - D2	23.228	132.8	45.802	116.9	IN PIT		1:37.757 P	99.13	3.460	09:48:57.407	
9 - D1	OUTLAP	126.6	52.144	115.7	26.749	121.7	5:33.966	29.01	3:59.669	09:54:31.373	
10 - D1	24.423	131.3	48.319	116.9	29.075	122.6	1:41.817	95.18	7.520	09:56:13.190	
11 - D1	23.643	130.3	47.446	116.9	26.811	123.8	1:37.900	98.99	3.603	09:57:51.090	
12 - D1	24.503	131.0	47.222	117.1	27.401	118.1	1:39.126	97.76	4.829	09:59:30.216	
13 - D1	24.399	126.6	48.074	116.3	26.788	122.4	1:39.261	97.63	4.964	10:01:09.477	
14 - D1	24.238	131.8	47.891	116.7	26.838	121.7	1:38.967	97.92	4.670	10:02:48.444	
15 - D1	23.873	132.1	47.881	116.5	26.864	123.1	1:38.618	98.27	4.321	10:04:27.062	
16 - D1	23.975	131.0	47.972	116.1	IN PIT		1:45.597 P	91.77	11.300	10:06:12.659	
17 - D1	OUTLAP	130.3	47.622	116.7	27.517	122.4	5:28.907	29.46	3:54.610	10:11:41.566	
18 - D1	24.636	123.8	48.346	117.1	26.750	123.3	1:39.732	97.17	5.435	10:13:21.298	
19 - D1	23.937	131.3	47.663	116.7	26.949	122.2	1:38.549	98.33	4.252	10:14:59.847	
20 - D1	23.754	130.8	47.365	117.1	27.598	122.4	1:38.717	98.17	4.420	10:16:38.564	
21 - D1	23.652	131.8	47.345	117.1	26.826	122.4	1:37.823	99.06	3.526	10:18:16.387	
22 - D1	24.425	124.9	47.683	114.9	26.825	122.4	1:38.933	97.95	4.636	10:19:55.320	
23 - D1	23.848	131.8	47.203	117.5	26.851	122.2	1:37.902	98.98	3.605	10:21:33.222	

Weather / Track : Sunny / Dry

Oulton Park International  
Circuit Length = 2.6920 miles  
Start: 09:31 Flag 10:31 End: 10:33

# British GT Championship

## FREE PRACTICE 1 - SECTOR ANALYSIS



SECTOR 1 = FL to I1, SECTOR 2 = I1 to I2, SECTOR 3 = I2 to FL, DIFF = Difference To Personal Best Lap, P = Crossed Finish Line in Pit Lane, D = Time Disallowed

24 - D1	23.779	132.1	47.446	117.1	26.659	124.0	1:37.884	99.00	3.587	10:23:11.106
25 - D1	23.626	131.5	46.973	115.7	26.871	122.6	1:37.470	99.42	3.173	10:24:48.576
26 - D1	24.262	130.5	47.693	115.9	26.906	122.4	1:38.861	98.02	4.564	10:26:27.437
27 - D1	23.729	132.1	47.397	116.5	27.729	123.3	1:38.855	98.03	4.558	10:28:06.292
28 - D1	23.908	131.3	47.655	115.7	IN PIT		1:41.853	P 95.14	7.556	10:29:48.145

### P3 8 GT3PA Team ABBA Racing

Mercedes-AMG GT3

IDEAL LAP TIME : 1:34.640

BEST LAP TIME : 1:34.744

DIFFERENCE : 0.104

D1: Richard NEARY

D2: Adam CHRISTODOULOU

LAP	SECTOR 1	SECTOR 2	SECTOR 3	LAP TIME	MPH	DIFF	TIME OF DAY
1 - D2	OUTLAP	128.5	47.285	117.1	26.532	123.3	09:34:29.983
2 - D2	23.481	<b>132.8</b>	46.414	117.5	29.561	123.5	1:39.456 97.44 4.712 09:36:09.439
3 - D2	23.472	132.6	45.824	117.7	26.216	123.3	1:35.512 101.46 0.768 09:37:44.951
4 - D2	23.478	131.8	45.881	117.9	26.189	<b>124.2</b>	1:35.548 101.42 0.804 09:39:20.499
5 - D2	23.950	130.5	47.711	117.5	IN PIT		1:43.131 P 93.97 8.387 09:41:03.630
6 - D1	OUTLAP	128.5	50.469	116.3	27.064	122.6	3:41.482 43.75 2:06.738 09:44:45.112
7 - D1	25.916	129.5	47.991	117.5	27.052	122.4	1:40.959 95.99 6.215 09:46:26.071
8 - D1	24.558	130.8	47.525	117.3	27.382	122.0	1:39.465 97.43 4.721 09:48:05.536
9 - D1	24.157	131.3	49.922	116.5	27.317	121.5	1:41.396 95.57 6.652 09:49:46.932
10 - D1	24.372	131.0	48.072	114.9	27.461	121.5	1:39.905 97.00 5.161 09:51:26.837
11 - D1	24.299	131.0	48.063	117.3	IN PIT		1:44.928 P 92.36 10.184 09:53:11.765
12 - D1	OUTLAP	129.0	58.070	71.0	28.999	121.7	3:08.573 51.39 1:33.829 09:56:20.338
13 - D1	23.935	130.8	47.397	115.9	26.470	122.6	1:37.802 99.09 3.058 09:57:58.140
14 - D1	23.789	131.8	50.919	116.3	27.030	121.7	1:41.738 95.25 6.994 09:59:39.878
15 - D1	23.640	131.5	47.266	116.9	28.445	122.0	1:39.351 97.54 4.607 10:01:19.229
16 - D1	23.718	132.1	46.684	117.7	26.618	122.6	1:37.020 99.88 2.276 10:02:56.249
17 - D1	24.221	130.8	47.971	117.3	27.010	121.7	1:39.202 97.69 4.458 10:04:35.451
18 - D1	23.792	132.1	47.682	117.1	26.971	121.1	1:38.445 98.44 3.701 10:06:13.896
19 - D1	23.808	132.3	47.853	117.1	IN PIT		1:41.844 P 95.15 7.100 10:07:55.740
20 - D2	OUTLAP	131.3	46.729	117.5	26.573	123.1	4:59.035 32.40 3:24.291 10:12:54.775
21 - D2	23.580	131.3	45.957	117.9	26.389	123.3	1:35.926 101.02 1.182 10:14:30.701
22 - D2	24.196	131.0	46.375	117.9	26.359	123.8	1:36.930 99.98 2.186 10:16:07.631
23 - D2	23.375	131.8	45.689	117.5	26.113	123.3	1:35.177 (3) 101.82 0.433 10:17:42.808
24 - D2	23.283	<b>132.8</b>	<b>45.464</b>	118.3	26.047	124.0	1:34.794 (2) 102.23 0.050 10:19:17.602
<b>25 - D2</b>	<b>23.165</b>	132.6	45.568	<b>118.5</b>	<b>26.011</b>	124.0	<b>1:34.744 (1) 102.28 10:20:52.346</b>
26 - D2	23.316	132.3	46.271	117.7	IN PIT		1:38.192 P 98.69 3.448 10:22:30.538
27 - D1	OUTLAP	130.5	47.510	116.9	27.376	120.9	3:02.021 53.24 1:27.277 10:25:32.559
28 - D1	26.318	129.5	47.022	117.7	26.935	122.9	1:40.275 96.64 5.531 10:27:12.834
29 - D1	23.880	132.3	46.848	116.9	27.627	122.2	1:38.355 98.53 3.611 10:28:51.189
30 - D1	24.023	131.0	47.674	117.5	IN PIT		1:43.977 P 93.20 9.233 10:30:35.166

### P4 69 GT3PA Barwell Motorsport

Lamborghini Huracan GT3 EVO

IDEAL LAP TIME : 1:34.525

BEST LAP TIME : 1:34.773

DIFFERENCE : 0.248

D1: Sam DE HAAN

D2: Jonny COCKER

LAP	SECTOR 1	SECTOR 2	SECTOR 3	LAP TIME	MPH	DIFF	TIME OF DAY
1 - D2	128.3	48.308	116.1	33.525	121.1		09:32:50.689
2 - D2	23.414	131.0	46.044	117.7	26.103	122.4	1:35.561 (3) 101.41 0.788 09:34:26.250
3 - D2	23.524	132.3	47.048	117.5	27.446	<b>124.2</b>	1:38.018 98.87 3.245 09:36:04.268
<b>4 - D2</b>	<b>23.034</b>	131.8	<b>45.395</b>	117.7	26.344	122.6	<b>1:34.773 (1) 102.25 09:37:39.041</b>
5 - D2	23.225	<b>132.8</b>	46.670	<b>118.1</b>	IN PIT		1:38.973 P 97.91 4.200 09:39:18.014
6 - D2	OUTLAP	131.5	46.316	116.9	26.720	122.9	3:00.894 53.57 1:26.121 09:42:18.908
7 - D2	23.255	131.5	46.003	117.3	26.130	123.3	1:35.388 (2) 101.59 0.615 09:43:54.296
8 - D2	23.221	132.3	46.862	117.9	<b>26.096</b>	123.8	1:36.179 100.76 1.406 09:45:30.475
9 - D2	23.204	132.3	46.444	117.7	IN PIT		1:38.780 P 98.10 4.007 09:47:09.255
10 - D1	OUTLAP	129.8	48.531	114.1	26.974	122.2	3:21.830 48.01 1:47.057 09:50:31.085
11 - D1	23.700	131.5	47.079	117.3	26.624	123.1	1:37.403 99.49 2.630 09:52:08.488
12 - D1	23.876	132.1	46.887	117.7	28.460	122.9	1:39.223 97.67 4.450 09:53:47.711
13 - D1	24.072	131.8	46.778	117.3	26.881	122.6	1:37.731 99.16 2.958 09:55:25.442
14 - D1	23.881	127.0	49.743	117.5	28.431	122.4	1:42.055 94.96 7.282 09:57:07.497
15 - D1	24.253	129.8	47.302	117.5	26.754	122.6	1:38.309 98.58 3.536 09:58:45.806
16 - D1	24.128	130.5	46.921	117.3	26.593	122.6	1:37.642 99.25 2.869 10:00:23.448
17 - D1	24.205	131.8	49.264	106.5	34.946	122.2	1:48.415 89.39 13.642 10:02:11.863
18 - D1	23.972	130.8	46.989	117.3	26.763	121.5	1:37.724 99.17 2.951 10:03:49.587

Weather / Track : Sunny / Dry

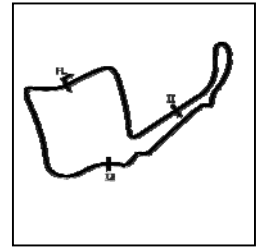
Oulton Park International

Circuit Length = 2.6920 miles

Start: 09:31 Flag 10:31 End: 10:33

# British GT Championship

## FREE PRACTICE 1 - SECTOR ANALYSIS



SECTOR 1 = FL to I1, SECTOR 2 = I1 to I2, SECTOR 3 = I2 to FL, DIFF = Difference To Personal Best Lap, P = Crossed Finish Line in Pit Lane, D = Time Disallowed

19 - D1	24.582	130.3	47.350	117.1	26.511	122.6	1:38.443	98.44	3.670	10:05:28.030	
20 - D1	23.962	131.5	47.270	116.3	26.745	122.9	1:37.977	98.91	3.204	10:07:06.007	
21 - D1	23.952	131.3	46.704	117.3	26.602	122.9	1:37.258	99.64	2.485	10:08:43.265	
22 - D1	24.025	131.5	48.520	115.9	IN PIT		1:46.545	P	90.95	11.772	10:10:29.810
23 - D1	OUTLAP	129.5	48.360	116.3	26.771	122.4	4:23.510	36.77	2:48.737		10:14:53.320
24 - D1	24.249	131.3	47.140	116.5	26.999	122.4	1:38.388	98.50	3.615	10:16:31.708	
25 - D1	23.902	131.5	47.148	117.3	26.926	123.1	1:37.976	98.91	3.203	10:18:09.684	
26 - D1	23.706	131.3	46.835	117.5	26.461	123.3	1:37.002	99.90	2.229	10:19:46.686	
27 - D1	23.814	132.3	46.722	117.9	27.260	123.1	1:37.796	99.09	3.023	10:21:24.482	
28 - D1	23.976	131.8	47.014	117.3	27.454	123.5	1:38.444	98.44	3.671	10:23:02.926	
29 - D1	23.879	132.1	47.374	117.7	26.755	122.9	1:38.008	98.88	3.235	10:24:40.934	
30 - D1	23.743	131.0	46.669	117.3	26.600	123.3	1:37.012	99.89	2.239	10:26:17.946	
31 - D1	23.896	131.5	47.042	116.9	IN PIT		1:40.610	P	96.32	5.837	10:27:58.556

<b>P5</b>		<b>72 GT3PA Barwell Motorsport</b>				<b>Lamborghini Huracan GT3 EVO</b>					
IDEAL LAP TIME : 1:34.730		BEST LAP TIME : 1:34.830				DIFFERENCE : 0.100					
D1: Adam BALON		D2: Phil KEEN									
LAP	SECTOR 1	SECTOR 2	SECTOR 3	LAP TIME	MPH	DIFF	TIME OF DAY				
1 - D1	OUTLAP	128.8	48.693	116.1	26.530	122.9				09:36:06.075	
2 - D1	23.445	131.8	46.265	113.5	26.362	122.2	1:36.072 (3)	100.87	1.242	09:37:42.147	
3 - D1	23.804	131.0	50.698	65.5	39.089	120.0	1:53.591	85.31	18.761	09:39:35.738	
4 - D1	23.748	131.8	45.982	117.7	26.533	122.0	1:36.263	100.67	1.433	09:41:12.001	
5 - D1	23.392	131.5	46.801	115.5	IN PIT		1:42.664	P	94.39	7.834	09:42:54.665
6 - D2	OUTLAP	131.0	46.281	<b>118.1</b>	26.209	123.5	3:20.408	48.35	1:45.578		09:46:15.073
7 - D2	23.602	131.5	45.911	117.5	26.178	123.1	1:35.691 (2)	101.27	0.861		09:47:50.764
<b>8 - D2</b>	23.200	<b>132.6</b>	<b>45.537</b>	<b>118.1</b>	<b>26.093</b>	123.3	<b>1:34.830 (1)</b>	<b>102.19</b>			<b>09:49:25.594</b>
9 - D2	23.154	132.1	46.137	116.5	27.860	<b>123.8</b>	1:37.151	99.75	2.321		09:51:02.745
10 - D2	<b>23.100</b>	<b>132.6</b>	46.031	<b>118.1</b>	IN PIT		1:38.208	P	98.68	3.378	09:52:40.953
11 - D2	OUTLAP	127.0	47.540	105.6	IN PIT		2:55.627	P	55.18	1:20.797	09:55:36.580
12 - D2	OUTLAP	131.8	49.201	116.3	IN PIT		2:53.494	P	55.85	1:18.664	09:58:30.074
13 - D2	OUTLAP	130.3	46.775	116.7	IN PIT		2:53.620	P	55.81	1:18.790	10:01:23.694
14 - D2	OUTLAP	129.0	46.406	116.7	IN PIT		2:48.646	P	57.46	1:13.816	10:04:12.340
15 - D2	OUTLAP	129.8	47.165	116.9	IN PIT		2:58.173	P	54.39	1:23.343	10:07:10.513
16 - D2	OUTLAP	125.2	47.984	116.5	IN PIT		2:51.214	P	56.60	1:16.384	10:10:01.727
17 - D2	OUTLAP	128.3	46.588	116.5	IN PIT		2:48.719	P	57.44	1:13.889	10:12:50.446
18 - D2	OUTLAP	131.5	47.872	115.3	IN PIT		2:51.976	P	56.35	1:17.146	10:15:42.422
19 - D2	OUTLAP	106.3	47.229	117.3	IN PIT		2:50.124	P	56.96	1:15.294	10:18:32.546
20 - D1	OUTLAP	130.3	47.560	116.5	IN PIT		2:52.898	P	56.05	1:18.068	10:21:25.444
21 - D2	OUTLAP	129.0	46.504	117.5	IN PIT		2:49.197	P	57.27	1:14.367	10:24:14.641
22 - D1	OUTLAP	129.8	47.325	117.1	27.045	122.0	2:48.030	57.67	1:13.200		10:27:02.671
23 - D1	23.919	131.0	47.484	117.1	26.963	122.6	1:38.366	98.52	3.536		10:28:41.037
24 - D1	23.768	131.3	47.666	112.5	IN PIT		1:52.705	P	85.98	17.875	10:30:33.742

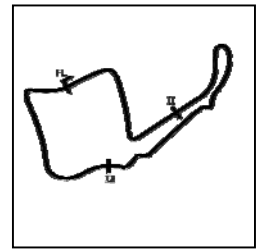
<b>P6</b>		<b>3 GT3PA Century Motorsport</b>				<b>BMW M6 GT3</b>					
IDEAL LAP TIME : 1:34.804		BEST LAP TIME : 1:34.998				DIFFERENCE : 0.194					
D1: Dominic PAUL		D2: Ben GREEN									
LAP	SECTOR 1	SECTOR 2	SECTOR 3	LAP TIME	MPH	DIFF	TIME OF DAY				
1 - D2	OUTLAP	112.5	1:00.303	91.1	32.979	108.5					09:33:36.004
2 - D2	27.476	112.5	56.691	94.7	IN PIT		1:59.860	P	80.85	24.862	09:35:35.864
3 - D2	OUTLAP	105.8	49.253	118.7	31.854	<b>125.2</b>	2:55.330	55.27	1:20.332		09:38:31.194
4 - D2	23.480	132.3	46.490	119.8	26.543	124.2	1:36.513 (3)	100.41	1.515		09:40:07.707
<b>5 - D2</b>	23.386	133.9	<b>45.525</b>	<b>120.2</b>	<b>26.087</b>	124.5	<b>1:34.998 (1)</b>	<b>102.01</b>			<b>09:41:42.705</b>
6 - D2	<b>23.192</b>	<b>134.7</b>	45.778	118.9	IN PIT		1:40.577	P	96.35	5.579	09:43:23.282
7 - D2	OUTLAP	132.6	47.916	119.1	29.232	124.9	3:54.361	41.35	2:19.363		09:47:17.643
8 - D2	23.336	133.9	46.127	119.4	26.482	124.7	1:35.945 (2)	101.00	0.947		09:48:53.588
9 - D2	23.456	134.2	47.342	112.7	IN PIT		1:42.753	P	94.31	7.755	09:50:36.341
10 - D2	OUTLAP	132.3	47.087	119.4	29.714	124.5	3:29.486	46.26	1:54.488		09:54:05.827
11 - D2	23.409	133.1	46.670	106.8	27.142	<b>125.2</b>	1:37.221	99.68	2.223		09:55:43.048
12 - D2	23.428	132.6	46.211	120.0	IN PIT		1:41.322	P	95.64	6.324	09:57:24.370
13 - D1	OUTLAP	127.8	49.780	118.3	26.836	124.9	3:44.027	43.25	2:09.029		10:01:08.397
14 - D1	23.958	131.3	47.707	119.1	27.000	124.7	1:38.665	98.22	3.667		10:02:47.062
15 - D1	24.039	132.1	48.338	118.1	27.013	124.5	1:39.390	97.50	4.392		10:04:26.452
16 - D1	24.099	132.1	47.328	118.1	27.481	124.0	1:38.908	97.98	3.910		10:06:05.360

Weather / Track : Sunny / Dry

Oulton Park International  
Circuit Length = 2.6920 miles  
Start: 09:31 Flag 10:31 End: 10:33

# British GT Championship

## FREE PRACTICE 1 - SECTOR ANALYSIS



SECTOR 1 = FL to I1, SECTOR 2 = I1 to I2, SECTOR 3 = I2 to FL, DIFF = Difference To Personal Best Lap, P = Crossed Finish Line in Pit Lane, D = Time Disallowed

17 - D1	23.896	131.3	47.126	118.3	26.815	124.7	1:37.837	99.05	2.839	10:07:43.197
18 - D1	23.842	132.3	46.888	118.3	28.301	123.8	1:39.031	97.86	4.033	10:09:22.228
19 - D1	24.222	132.1	47.003	118.7	26.774	123.3	1:37.999	98.89	3.001	10:11:00.227
20 - D1	23.729	132.8	46.890	118.7	26.698	124.0	1:37.317	99.58	2.319	10:12:37.544
21 - D1	23.712	132.8	47.650	118.9	IN PIT		1:41.317	P 95.65	6.319	10:14:18.861

### P7 31 GT3PA JRM Racing

### Bentley Continental GT3

IDEAL LAP TIME : 1:34.703

BEST LAP TIME : 1:35.024

DIFFERENCE : 0.321

D1: Rick PARFITT JNR D2: Seb MORRIS

LAP	SECTOR 1	SECTOR 2	SECTOR 3	LAP TIME	MPH	DIFF	TIME OF DAY
1 - D2	OUTLAP	123.8	48.597 118.1	27.780 123.8			09:33:11.195
2 - D2	23.203	133.4	45.946 118.3	27.164 124.0	1:36.313	100.62	1.289 09:34:47.508
3 - D2	23.103	132.8	<b>45.378 118.9</b>	26.581 124.2	1:35.062 (2)	101.94	0.038 09:36:22.570
<b>4 - D2</b>	<b>23.088</b>	133.6	45.628 118.5	26.308 124.7	<b>1:35.024 (1)</b>	<b>101.98</b>	<b>09:37:57.594</b>
5 - D2	23.517	132.8	47.100 117.1	IN PIT	1:41.469 P	95.50	6.445 09:39:39.063
6 - D2	OUTLAP	133.9	46.790 117.9	<b>26.237</b>	124.9	3:30.806	45.97 1:55.782 09:43:09.869
7 - D2	23.214	133.1	45.844 <b>118.9</b>	26.334 125.2	1:35.392 (3)	101.59	0.368 09:44:45.261
8 - D2	24.421	132.8	47.585 114.9	IN PIT	1:41.666 P	95.32	6.642 09:46:26.927
9 - D1	OUTLAP	127.0	47.124 118.3	30.416 124.5	6:53.185	23.45	5:18.161 09:53:20.112
10 - D1	23.800	133.4	46.702 118.5	27.469 124.5	1:37.971	98.92	2.947 09:54:58.083
11 - D1	23.912	133.1	46.605 117.5	26.746 124.7	1:37.263	99.64	2.239 09:56:35.346
12 - D1	23.747	132.3	46.911 118.1	27.772 124.9	1:38.430	98.45	3.406 09:58:13.776
13 - D1	24.478	125.9	47.625 118.3	27.015 125.2	1:39.118	97.77	4.094 09:59:52.894
14 - D1	23.584	132.8	48.541 97.6	IN PIT	1:42.772 P	94.29	7.748 10:01:35.666
15 - D1	OUTLAP	132.1	46.520 116.9	26.572 <b>125.4</b>	5:22.376	30.06	3:47.352 10:06:58.042
16 - D1	23.680	132.6	46.568 118.5	28.064 124.7	1:38.312	98.57	3.288 10:08:36.354
17 - D1	23.840	132.8	46.337 118.7	26.936 124.7	1:37.113	99.79	2.089 10:10:13.467
18 - D1	23.549	133.4	46.421 118.5	IN PIT	1:39.216 P	97.67	4.192 10:11:52.683
19 - D1	OUTLAP	128.3	49.468 115.1	27.124 123.1	8:45.999	18.42	7:10.975 10:20:38.682
20 - D1	24.031	133.1	48.107 116.1	27.800 124.7	1:39.938	96.97	4.914 10:22:18.620
21 - D1	23.853	132.1	46.560 118.3	26.664 124.5	1:37.077	99.83	2.053 10:23:55.697
22 - D1	23.768	<b>134.4</b>	46.541 118.1	26.916 123.8	1:37.225	99.67	2.201 10:25:32.922
23 - D1	24.645	132.6	46.763 118.5	26.594 125.2	1:38.002	98.88	2.978 10:27:10.924
24 - D1	23.641	133.1	46.766 117.7	26.685 124.2	1:37.092	99.81	2.068 10:28:48.016
25 - D1	23.371	133.6	46.458 118.1	26.381 125.2	1:36.210	100.73	1.186 10:30:24.226
26 - D1	24.317	132.1	48.788 117.9	IN PIT	1:43.552 P	93.58	8.528 10:32:07.778

### P8 47 GT3PA TF Sport

### Aston Martin V8 Vantage GT3

IDEAL LAP TIME : 1:34.791

BEST LAP TIME : 1:35.026

DIFFERENCE : 0.235

D1: Graham DAVIDSON D2: Jonny ADAM

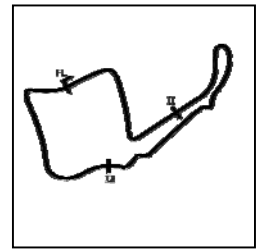
LAP	SECTOR 1	SECTOR 2	SECTOR 3	LAP TIME	MPH	DIFF	TIME OF DAY
1 - D2	OUTLAP	115.3	54.782 89.0	30.947 121.5			09:33:25.131
2 - D2	23.634	132.3	46.030 116.3	26.432 122.2	1:36.096	100.85	1.070 09:35:01.227
3 - D2	23.256	132.8	45.860 116.7	<b>26.121 122.9</b>	1:35.237 (2)	101.75	0.211 09:36:36.464
<b>4 - D2</b>	<b>23.020</b>	<b>133.4</b>	<b>45.650 117.3</b>	26.356 <b>122.9</b>	<b>1:35.026 (1)</b>	<b>101.98</b>	<b>09:38:11.490</b>
5 - D2	23.282	133.1	46.562 114.5	IN PIT	1:39.847 P	97.06	4.821 09:39:51.337
6 - D2	OUTLAP	131.8	46.305 116.3	32.228 122.2	6:19.445	25.54	4:44.419 09:46:10.782
7 - D2	23.264	132.3	45.754 116.1	26.379 120.4	1:35.397 (3)	101.58	0.371 09:47:46.179
8 - D2	23.864	132.6	46.827 116.1	27.248 122.6	1:37.939	98.95	2.913 09:49:24.118
9 - D2	24.076	109.4	48.776 116.7	IN PIT	1:41.960 P	95.05	6.934 09:51:06.078
10 - D1	OUTLAP	127.8	49.168 115.5	26.895 121.7	5:19.710	30.31	3:44.684 09:56:25.788
11 - D1	24.459	131.3	48.099 116.7	26.957 121.7	1:39.515	97.38	4.489 09:58:05.303
12 - D1	24.078	132.6	47.534 116.1	26.835 122.6	1:38.447	98.44	3.421 09:59:43.750
13 - D1	24.453	131.8	47.696 116.7	26.843 122.2	1:38.992	97.89	3.966 10:01:22.742
14 - D1	24.213	130.8	47.445 116.1	26.789 <b>122.9</b>	1:38.447	98.44	3.421 10:03:01.189
15 - D1	23.885	133.1	48.618 116.7	IN PIT	1:44.405 P	92.82	9.379 10:04:45.594
16 - D1	OUTLAP	128.0	48.418 115.7	26.889 122.2	13:10.587	12.25	11:35.561 10:17:56.181
17 - D1	24.343	131.3	47.409 116.1	27.027 122.2	1:38.779	98.11	3.753 10:19:34.960
18 - D1	24.023	131.3	47.041 116.9	26.940 122.4	1:38.004	98.88	2.978 10:21:12.964
19 - D1	23.703	132.1	46.708 116.1	26.728 122.4	1:37.139	99.76	2.113 10:22:50.103
20 - D1	23.797	132.8	47.983 116.5	26.748 <b>122.9</b>	1:38.528	98.36	3.502 10:24:28.631
21 - D1	24.120	131.8	47.342 116.7	26.760 122.4	1:38.222	98.66	3.196 10:26:06.853
22 - D1	25.699	113.5	52.755 95.8	28.992 122.0	1:47.446	90.19	12.420 10:27:54.299

Weather / Track : Sunny / Dry

Oulton Park International  
Circuit Length = 2.6920 miles  
Start: 09:31 Flag 10:31 End: 10:33

# British GT Championship

## FREE PRACTICE 1 - SECTOR ANALYSIS



SECTOR 1 = FL to I1, SECTOR 2 = I1 to I2, SECTOR 3 = I2 to FL, DIFF = Difference To Personal Best Lap, P = Crossed Finish Line in Pit Lane, D = Time Disallowed

23 - D1	25.065	130.8	48.013	116.1	27.090	122.6	1:40.168	96.75	5.142	10:29:34.467
24 - D1	23.997	131.8	47.241	116.5	27.394	121.7	1:38.632	98.25	3.606	10:31:13.099

P9		22 GT3PA Balfie Motorsport				McLaren 720S GT3				
IDEAL LAP TIME : 1:35.096		BEST LAP TIME : 1:35.256				DIFFERENCE : 0.160				
D1: Shaun BALFE		D2: Rob BELL								
LAP	SECTOR 1	SECTOR 2		SECTOR 3		LAP TIME	MPH	DIFF	TIME OF DAY	
1 - D2	OUTLAP	37.1	55.551	116.7	IN PIT					09:33:19.813
2 - D2	OUTLAP	128.3	46.891	118.5	26.817	5:31.696	29.21	3:56.440		09:38:51.509
3 - D2	23.512	133.6	46.327	117.5	26.559	1:36.398	100.53	1.142		09:40:27.907
4 - D2	23.473	<b>134.2</b>	<b>45.546</b>	117.7	<b>26.237</b>	<b>1:35.256 (1)</b>	<b>101.73</b>			<b>09:42:03.163</b>
5 - D2	<b>23.313</b>	133.9	45.592	117.7	27.033	1:35.938 (3)	101.01	0.682		09:43:39.101
6 - D2	23.343	133.9	45.707	118.7	26.469	1:35.519 (2)	101.45	0.263		09:45:14.620
7 - D2	24.137	132.8	46.064	118.3	IN PIT	1:41.165	P 95.79	5.909		09:46:55.785
8 - D1	OUTLAP	127.5	49.454	<b>118.9</b>	26.826	5:45.213	28.07	4:09.957		09:52:40.998
9 - D1	24.256	130.3	47.637	<b>118.9</b>	26.870	1:38.763	98.12	3.507		09:54:19.761
10 - D1	24.131	133.6	48.022	117.5	26.862	1:39.015	97.87	3.759		09:55:58.776
11 - D1	24.150	132.3	47.134	117.1	26.753	1:38.037	98.85	2.781		09:57:36.813
12 - D1	23.896	133.9	1:16.133	99.5	IN PIT	2:14.431	P 72.09	39.175		09:59:51.244

P10		99 GT3PA Beechdean AMR				Aston Martin V8 Vantage GT3				
IDEAL LAP TIME : 1:34.889		BEST LAP TIME : 1:35.285				DIFFERENCE : 0.396				
D1: Andrew HOWARD		D2: Marco SØRENSEN								
LAP	SECTOR 1	SECTOR 2		SECTOR 3		LAP TIME	MPH	DIFF	TIME OF DAY	
1 - D2	OUTLAP	121.7	50.412	113.7	27.774	121.5				09:34:38.771
2 - D2	24.174	132.6	46.005	116.5	<b>26.137</b>	123.1	1:36.316 (2)	100.61	1.031	09:36:15.087
3 - D2	23.374	<b>132.8</b>	47.103	<b>117.1</b>	26.369	123.1	1:36.846	100.06	1.561	09:37:51.933
4 - D2	23.303	132.6	<b>45.619</b>	116.9	26.363	<b>123.3</b>	<b>1:35.285 (1)</b>	<b>101.70</b>		<b>09:39:27.218</b>
5 - D2	23.197	132.3	47.651	<b>117.1</b>	26.477	<b>123.3</b>	1:37.325	99.57	2.040	09:41:04.543
6 - D2	24.287	131.0	46.722	115.9	27.027	122.4	1:38.036	98.85	2.751	09:42:42.579
7 - D2	<b>23.133</b>	132.3	46.092	116.9	IN PIT	1:40.784	P 96.15	5.499		09:44:23.363
8 - D2	OUTLAP	130.8	47.726	116.1	26.698	122.4	5:08.285	31.43	3:33.000	09:49:31.648
9 - D2	23.502	131.3	46.371	116.5	26.501	122.6	1:36.374 (3)	100.55	1.089	09:51:08.022
10 - D2	23.404	132.1	46.493	116.9	26.920	122.4	1:36.817	100.09	1.532	09:52:44.839
11 - D2	23.667	132.3	47.714	115.1	IN PIT	1:42.318	P 94.71	7.033		09:54:27.157
12 - D2	OUTLAP	131.3	48.400	110.0	28.559	121.7	5:20.155	30.27	3:44.870	09:59:47.312
13 - D2	23.553	131.8	47.451	115.7	26.751	122.4	1:37.755	99.13	2.470	10:01:25.067
14 - D2	23.877	131.3	46.923	115.5	26.756	122.0	1:37.556	99.34	2.271	10:03:02.623
15 - D2	23.384	132.3	46.579	<b>117.1</b>	27.200	122.4	1:37.163	99.74	1.878	10:04:39.786
16 - D2	23.958	129.5	46.727	116.5	IN PIT	1:42.824	P 94.25	7.539		10:06:22.610
17 - D1	OUTLAP	128.0	49.644	112.0	28.033	121.1	4:13.475	38.23	2:38.190	10:10:36.085
18 - D1	24.446	129.8	49.882	114.7	27.397	120.2	1:41.725	95.26	6.440	10:12:17.810
19 - D1	24.407	130.3	47.644	115.9	27.056	121.5	1:39.107	97.78	3.822	10:13:56.917
20 - D1	24.251	132.3	48.043	115.9	27.504	122.2	1:39.798	97.10	4.513	10:15:36.715
21 - D1	24.026	131.5	47.761	115.5	27.302	122.0	1:39.089	97.80	3.804	10:17:15.804
22 - D1	25.561	131.8	47.992	116.5	26.996	122.2	1:40.549	96.38	5.264	10:18:56.353
23 - D1	25.524	129.0	48.673	114.1	27.812	121.5	1:42.009	95.00	6.724	10:20:38.362
24 - D1	24.140	132.1	48.030	112.7	28.738	121.5	1:40.908	96.04	5.623	10:22:19.270
25 - D1	24.333	131.5	47.711	115.5	27.136	121.1	1:39.180	97.71	3.895	10:23:58.450
26 - D1	24.346	131.8	48.021	116.3	26.844	122.2	1:39.211	97.68	3.926	10:25:37.661
27 - D1	23.943	131.8	49.066	115.5	26.907	122.4	1:39.916	96.99	4.631	10:27:17.577
28 - D1	24.065	131.3	47.792	116.7	28.901	108.7	1:40.758	96.18	5.473	10:28:58.335
29 - D1	24.280	131.8	47.844	116.1	27.046	121.3	1:39.170	97.72	3.885	10:30:37.505
30 - D1	24.024	131.3	47.881	115.9	26.978	121.7	1:38.883	98.00	3.598	10:32:16.388

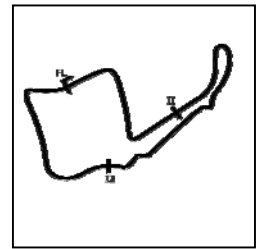
P11		7 GT3S Team Parker Racing				Bentley Continental GT3				
IDEAL LAP TIME : 1:35.266		BEST LAP TIME : 1:35.388				DIFFERENCE : 0.122				
D1: Glynn GEDDIE		D2: Ryan RATCLIFFE								
LAP	SECTOR 1	SECTOR 2		SECTOR 3		LAP TIME	MPH	DIFF	TIME OF DAY	
1 - D1	OUTLAP	111.1	53.206	114.3	27.773	124.2				09:33:14.252
2 - D1	23.644	133.4	46.739	113.9	27.214	123.3	1:37.597	99.29	2.209	09:34:51.849
3 - D1	23.319	133.1	46.143	118.3	<b>26.168</b>	123.5	1:35.630 (2)	101.34	0.242	09:36:27.479

Weather / Track : Sunny / Dry

Oulton Park International  
Circuit Length = 2.6920 miles  
Start: 09:31 Flag 10:31 End: 10:33

# British GT Championship

## FREE PRACTICE 1 - SECTOR ANALYSIS



SECTOR 1 = FL to I1, SECTOR 2 = I1 to I2, SECTOR 3 = I2 to FL, DIFF = Difference To Personal Best Lap, P = Crossed Finish Line in Pit Lane, D = Time Disallowed

4 - D1	23.276	133.4	45.822	117.3	26.290	122.2	1:35.388 (1)	101.59		09:38:02.867
5 - D1	23.566	133.4	47.500	117.5	26.926	122.6	1:37.992	98.89	2.604	09:39:40.859
6 - D1	23.433	133.6	46.052	117.9	IN PIT		1:41.716	P 95.27	6.328	09:41:22.575
7 - D2	OUTLAP	131.0	47.249	118.5	26.623	123.8	4:06.423	39.32	2:31.035	09:45:28.998
8 - D2	23.709	132.3	46.583	117.7	26.497	123.5	1:36.789	100.12	1.401	09:47:05.787
9 - D2	23.489	131.8	46.542	118.9	26.349	123.8	1:36.380	100.55	0.992	09:48:42.167
10 - D2	23.333	131.8	46.426	118.5	26.252	124.0	1:36.011 (3)	100.93	0.623	09:50:18.178
11 - D2	23.775	133.1	47.490	118.9	IN PIT		1:41.160	P 95.80	5.772	09:51:59.338
12 - D2	OUTLAP	132.6	47.948	118.3	26.456	124.5	4:06.806	39.26	2:31.418	09:56:06.144
13 - D2	23.461	131.8	47.258	118.9	IN PIT		1:40.782	P 96.16	5.394	09:57:46.926
14 - D2	OUTLAP	131.8	48.172	118.5	29.078	120.9	4:18.322	37.51	2:42.934	10:02:05.248
15 - D2	24.522	131.8	48.015	117.9	26.908	123.8	1:39.445	97.45	4.057	10:03:44.693
16 - D2	26.138	109.4	52.438	100.3	28.506	124.2	1:47.082	90.50	11.694	10:05:31.775
17 - D2	23.639	131.8	46.708	118.7	26.931	123.3	1:37.278	99.62	1.890	10:07:09.053
18 - D2	24.363	132.8	47.819	118.3	IN PIT		1:41.782	P 95.21	6.394	10:08:50.835
19 - D1	OUTLAP	131.0	47.684	117.5	26.631	123.1	4:27.412	36.24	2:52.024	10:13:18.247
20 - D1	23.676	131.5	47.137	117.1	26.549	122.2	1:37.362	99.53	1.974	10:14:55.609
21 - D1	23.733	131.5	46.382	116.7	26.366	123.3	1:36.481	100.44	1.093	10:16:32.090
22 - D1	23.875	132.3	48.328	117.1	26.659	121.3	1:38.862	98.02	3.474	10:18:10.952
23 - D1	23.903	131.0	47.669	116.5	26.671	124.2	1:38.243	98.64	2.855	10:19:49.195
24 - D1	23.656	131.3	46.631	117.3	26.589	123.5	1:36.876	100.03	1.488	10:21:26.071
25 - D1	23.580	132.1	46.569	117.5	26.921	124.5	1:37.070	99.83	1.682	10:23:03.141
26 - D1	24.023	131.0	47.573	116.3	26.535	122.6	1:38.131	98.75	2.743	10:24:41.272
27 - D1	23.682	133.6	47.002	114.5	IN PIT		1:42.673	P 94.38	7.285	10:26:23.945

### P12 9 GT3PA Century Motorsport

BMW M6 GT3

IDEAL LAP TIME : 1:35.269

BEST LAP TIME : 1:35.504

DIFFERENCE : 0.235

D1: Adrian WILLMOTT D2: Jack MITCHELL

LAP	SECTOR 1	SECTOR 2	SECTOR 3	LAP TIME	MPH	DIFF	TIME OF DAY
1 - D2	OUTLAP	98.1	58.139	73.9	IN PIT		P 09:34:55.492
2 - D2	OUTLAP	107.7	51.209	92.6	33.000	125.4	3:09.416 51.16 1:33.912 09:38:04.908
3 - D2	23.536	133.1	46.021	120.0	27.524	124.9	1:37.081 99.82 1.577 09:39:41.989
4 - D2	23.308	133.6	45.908	119.4	26.288	124.0	1:35.504 (1) 101.47 09:41:17.493
5 - D2	23.073	135.0	46.097	118.9	27.034	124.9	1:36.204 (2) 100.73 0.700 09:42:53.697
6 - D2	24.101	133.6	49.414	101.6	28.113	124.5	1:41.628 95.36 6.124 09:44:35.325
7 - D2	23.413	132.8	45.994	118.1	IN PIT		1:39.518 P 97.38 4.014 09:46:14.843
8 - D2	OUTLAP	130.5	48.235	117.9	26.385	123.5	4:57.893 32.53 3:22.389 09:51:12.736
9 - D2	23.491	132.3	47.102	118.7	26.857	123.1	1:37.450 99.44 1.946 09:52:50.186
10 - D2	23.576	133.1	49.088	118.3	26.560	123.8	1:39.224 97.67 3.720 09:54:29.410
11 - D2	24.002	132.1	47.820	118.9	IN PIT		1:42.823 P 94.25 7.319 09:56:12.233
12 - D1	OUTLAP	131.0	47.227	116.5	27.031	123.8	3:59.393 40.48 2:23.889 10:00:11.626
13 - D1	23.695	132.3	46.889	117.7	IN PIT		1:47.997 P 89.73 12.493 10:01:59.623
14 - D1	OUTLAP	131.5	46.907	117.7	27.164	123.8	4:27.615 36.21 2:52.111 10:06:27.238
15 - D1	25.086	128.0	47.030	117.5	26.560	123.3	1:38.676 98.21 3.172 10:08:05.914
16 - D1	23.693	132.3	46.793	118.5	26.804	124.5	1:37.290 99.61 1.786 10:09:43.204
17 - D1	23.734	132.1	47.482	117.7	IN PIT		1:44.540 P 92.70 9.036 10:11:27.744
18 - D2	OUTLAP	132.1	48.473	101.0	28.734	123.3	3:42.061 43.64 2:06.557 10:15:09.805
19 - D2	24.053	130.3	46.477	118.5	26.339	125.2	1:36.869 100.04 1.365 10:16:46.674
20 - D2	23.477	133.6	46.429	118.3	26.416	123.8	1:36.322 (3) 100.61 0.818 10:18:22.996
21 - D2	23.501	132.3	47.041	118.3	26.446	124.7	1:36.988 99.92 1.484 10:19:59.984
22 - D2	23.747	132.8	46.415	118.7	IN PIT		1:40.814 P 96.13 5.310 10:21:40.798
23 - D2	OUTLAP	131.5	47.094	117.5	26.663	124.7	4:02.217 40.01 2:26.713 10:25:43.015
24 - D2	23.588	132.8	46.585	106.3	26.965	124.0	1:37.138 99.76 1.634 10:27:20.153
25 - D2	23.584	133.6	46.567	119.6	IN PIT		1:39.731 P 97.17 4.227 10:28:59.884
26 - D2	OUTLAP	131.3	59.252	78.1	28.179	122.6	3:09.524 51.13 1:34.020 10:32:09.408

### P13 96 GT3S Optimum Motorsport

Aston Martin V8 Vantage GT3

IDEAL LAP TIME : 1:36.024

BEST LAP TIME : 1:36.068

DIFFERENCE : 0.044

D1: Oliver WILKINSON D2: Bradley ELLIS

LAP	SECTOR 1	SECTOR 2	SECTOR 3	LAP TIME	MPH	DIFF	TIME OF DAY
1 - D2	OUTLAP	105.1	51.258	114.5	27.234	122.2	09:33:12.290
2 - D2	23.857	132.3	46.655	115.9	26.508	122.6	1:37.020 99.88 0.952 09:34:49.310
3 - D2	23.579	132.1	46.069	116.7	26.527	122.6	1:36.175 (2) 100.76 0.107 09:36:25.485

Weather / Track : Sunny / Dry

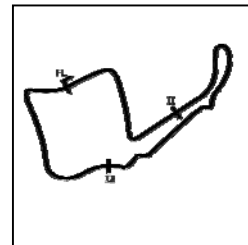
Oulton Park International

Circuit Length = 2.6920 miles

Start: 09:31 Flag 10:31 End: 10:33

# British GT Championship

## FREE PRACTICE 1 - SECTOR ANALYSIS



SECTOR 1 = FL to I1, SECTOR 2 = I1 to I2, SECTOR 3 = I2 to FL, DIFF = Difference To Personal Best Lap, P = Crossed Finish Line in Pit Lane, D = Time Disallowed

4 - D2	23.452	133.1	46.094	116.3	26.522	123.1	<b>1:36.068 (1)</b>	<b>100.87</b>		<b>09:38:01.553</b>	
5 - D2	23.570	132.6	47.700	116.1	IN PIT		1:41.109	P	95.85	5.041	09:39:42.662
6 - D1	OUTLAP	129.3	46.763	116.3	26.564	122.6	3:23.654		47.58	1:47.586	09:43:06.316
7 - D1	<b>23.447</b>	132.6	46.568	116.7	26.976	122.6	1:36.991		99.91	0.923	09:44:43.307
8 - D1	23.522	133.4	46.960	117.3	IN PIT		1:40.082	P	96.83	4.014	09:46:23.389
9 - D1	OUTLAP	130.5	49.975	101.6	29.899	122.9	3:03.811		52.72	1:27.743	09:49:27.200
10 - D1	23.937	133.4	47.350	116.9	27.108	122.9	1:38.395		98.49	2.327	09:51:05.595
11 - D1	24.289	132.1	47.513	116.7	27.048	123.3	1:38.850		98.04	2.782	09:52:44.445
12 - D1	23.674	132.8	48.509	116.5	27.082	122.9	1:39.265		97.63	3.197	09:54:23.710
13 - D1	24.217	131.5	46.921	117.5	27.136	<b>123.5</b>	1:38.274		98.61	2.206	09:56:01.984
14 - D1	23.555	132.8	46.982	116.7	26.571	<b>123.5</b>	1:37.108		99.79	1.040	09:57:39.092
15 - D1	23.800	132.3	47.285	117.1	27.056	122.6	1:38.141		98.74	2.073	09:59:17.233
16 - D1	23.887	132.3	47.367	117.1	26.688	123.1	1:37.942		98.94	1.874	10:00:55.175
17 - D1	23.608	132.8	47.386	117.1	26.648	122.9	1:37.642		99.25	1.574	10:02:32.817
18 - D1	23.832	132.6	47.307	117.1	26.754	122.6	1:37.893		98.99	1.825	10:04:10.710
19 - D1	23.783	132.1	47.162	116.7	26.676	<b>123.5</b>	1:37.621		99.27	1.553	10:05:48.331
20 - D1	24.415	132.6	47.000	117.1	27.112	122.6	1:38.527		98.36	2.459	10:07:26.858
21 - D1	23.727	132.3	47.252	<b>117.7</b>	27.490	123.1	1:38.469		98.41	2.401	10:09:05.327
22 - D1	23.887	<b>134.4</b>	48.214	116.7	27.334	122.2	1:39.435		97.46	3.367	10:10:44.762
23 - D1	23.694	132.8	47.080	117.5	26.995	122.6	1:37.769		99.12	1.701	10:12:22.531
24 - D1	23.518	133.1	46.988	117.5	26.562	123.3	1:37.068		99.84	1.000	10:13:59.599
25 - D1	23.877	131.8	47.286	<b>117.7</b>	26.869	123.3	1:38.032		98.85	1.964	10:15:37.631
26 - D1	23.891	131.0	47.435	117.5	27.124	123.1	1:38.450		98.43	2.382	10:17:16.081
27 - D1	24.545	133.6	47.072	117.5	27.229	122.0	1:38.846		98.04	2.778	10:18:54.927
28 - D1	24.386	130.3	47.345	117.1	27.167	122.4	1:38.898		97.99	2.830	10:20:33.825
29 - D1	23.757	132.6	47.328	116.9	26.949	122.6	1:38.034		98.85	1.966	10:22:11.859
30 - D1	23.752	133.6	47.649	117.1	IN PIT		1:42.198	P	94.82	6.130	10:23:54.057
31 - D2	OUTLAP	131.0	47.052	116.5	26.903	122.9	2:50.737		56.76	1:14.669	10:26:44.794
32 - D2	23.572	132.3	46.616	116.3	26.687	122.2	1:36.875	<b>(3)</b>	100.03	0.807	10:28:21.669
33 - D2	24.458	111.2	50.650	103.7	IN PIT		1:48.262	P	89.51	12.194	10:30:09.931

### P14 18 GTCPA WPI Motorsport

### Porsche 911 GT3 Cup

IDEAL LAP TIME : 1:38.795 BEST LAP TIME : 1:38.908

DIFFERENCE : 0.113

D1: Michael IGOE D2: Adam WILCOX

LAP	SECTOR 1	SECTOR 2	SECTOR 3	LAP TIME	MPH	DIFF	TIME OF DAY				
1 - D2	OUTLAP	98.9	57.474	100.1	33.100	102.6	09:33:30.128				
2 - D2	27.348	130.3	51.831	117.9	28.515	124.9	1:47.694	89.98	8.786	09:35:17.822	
3 - D2	24.866	133.4	48.020	118.1	27.365	124.7	1:40.251	96.67	1.343	09:36:58.073	
4 - D2	<b>24.320</b>	<b>134.4</b>	47.541	118.3	27.078	124.5	1:38.939	<b>(2)</b>	97.95	0.031	09:38:37.012
5 - D2	24.433	133.6	<b>47.486</b>	117.5	<b>26.989</b>	125.4	<b>1:38.908 (1)</b>	<b>97.98</b>			<b>09:40:15.920</b>
6 - D2	24.898	133.6	48.942	118.1	IN PIT		1:45.445	P	91.90	6.537	09:42:01.365
7 - D2	OUTLAP	122.2	54.306	95.5	IN PIT		2:12.282	P	73.26	33.374	09:44:13.647
8 - D1	OUTLAP	133.1	49.282	118.3	27.476	125.4	5:47.182		27.91	4:08.274	09:50:00.829
9 - D1	24.620	132.8	48.031	<b>118.5</b>	27.746	124.7	1:40.397		96.52	1.489	09:51:41.226
10 - D1	25.038	133.4	49.244	<b>118.5</b>	27.479	124.5	1:41.761		95.23	2.853	09:53:22.987
11 - D1	24.797	131.5	48.240	118.3	27.343	125.2	1:40.380		96.54	1.472	09:55:03.367
12 - D1	24.692	133.1	48.112	<b>118.5</b>	27.248	125.6	1:40.052	<b>(3)</b>	96.86	1.144	09:56:43.419
13 - D1	24.591	133.1	49.300	117.5	IN PIT		1:45.696	P	91.69	6.788	09:58:29.115
14 - D1	OUTLAP	133.4	49.436	117.3	IN PIT		2:03.042	P	78.76	24.134	10:00:32.157
15 - D1	OUTLAP	131.5	49.221	117.1	27.912	124.5	8:32.405		18.91	6:53.497	10:09:04.562
16 - D1	24.428	133.9	49.130	117.7	27.858	<b>126.1</b>	1:41.416		95.55	2.508	10:10:45.978
17 - D1	24.836	133.4	48.579	<b>118.5</b>	27.608	125.9	1:41.023		95.93	2.115	10:12:27.001
18 - D1	24.395	<b>134.4</b>	48.502	113.1	27.750	124.9	1:40.647		96.29	1.739	10:14:07.648
19 - D1	25.855	132.8	51.143	115.9	IN PIT		1:49.425	P	88.56	10.517	10:15:57.073

### P15 62 GT4S Academy Motorsport

### Aston Martin V8 Vantage GT4

IDEAL LAP TIME : 1:43.719 BEST LAP TIME : 1:43.911

DIFFERENCE : 0.192

D1: Alex TOTH-JONES D2: Will MOORE

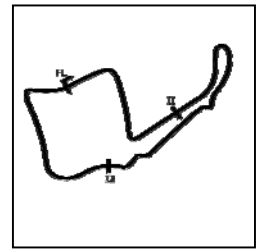
LAP	SECTOR 1	SECTOR 2	SECTOR 3	LAP TIME	MPH	DIFF	TIME OF DAY				
1 - D1	OUTLAP	117.5	51.392	<b>106.8</b>	31.410	112.4	09:40:42.157				
2 - D1	25.702	120.0	<b>49.591</b>	106.3	<b>28.618</b>	111.8	<b>1:43.911 (1)</b>	<b>93.26</b>		<b>09:42:26.068</b>	
3 - D1	<b>25.510</b>	120.4	49.864	106.0	28.716	112.2	1:44.090	<b>(2)</b>	93.10	0.179	09:44:10.158
4 - D1	27.027	116.9	52.235	106.5	IN PIT		1:51.781	P	86.69	7.870	09:46:01.939

Weather / Track : Sunny / Dry

Oulton Park International  
Circuit Length = 2.6920 miles  
Start: 09:31 Flag 10:31 End: 10:33

# British GT Championship

## FREE PRACTICE 1 - SECTOR ANALYSIS



SECTOR 1 = FL to I1, SECTOR 2 = I1 to I2, SECTOR 3 = I2 to FL, DIFF = Difference To Personal Best Lap, P = Crossed Finish Line in Pit Lane, D = Time Disallowed

5 - D2	OUTLAP	120.2	51.090	106.3	28.893	112.4	3:47.517	42.59	2:03.606	09:49:49.456
6 - D2	25.659	<b>120.9</b>	50.709	105.5	33.383	<b>112.7</b>	1:49.751	88.30	5.840	09:51:39.207
7 - D2	25.639	<b>120.9</b>	51.455	106.3	29.491	112.2	1:46.585	90.92	2.674	09:53:25.792
8 - D2	25.744	118.9	49.954	106.0	28.811	111.6	1:44.509	<b>(3)</b> 92.73	0.598	09:55:10.301
9 - D2	25.706	120.6	50.277	106.1	IN PIT		1:50.965	<b>P</b> 87.33	7.054	09:57:01.266
10 - D1	OUTLAP	120.0	50.339	106.5	28.754	112.4	3:45.838	42.91	2:01.927	10:00:47.104
11 - D1	25.764	120.4	50.142	106.6	IN PIT		1:48.850	<b>P</b> 89.03	4.939	10:02:35.954
12 - D2	OUTLAP	112.5	53.902	100.9	IN PIT		3:59.811	<b>P</b> 40.41	2:15.900	10:06:35.765

### P16 66 GT4PA Team Parker Racing

### Mercedes-AMG GT4

IDEAL LAP TIME : 1:43.888 BEST LAP TIME : 1:43.980

DIFFERENCE : 0.092

D1: Nick JONES D2: Scott MALVERN

LAP	SECTOR 1	SECTOR 2	SECTOR 3	LAP TIME	MPH	DIFF	TIME OF DAY			
1 - D1	OUTLAP	111.4	52.068	104.2	28.982	110.5		09:35:16.671		
2 - D1	26.099	119.6	50.849	104.3	28.993	110.7	1:45.941	91.47	1.961	09:37:02.612
3 - D1	25.795	<b>121.5</b>	50.655	103.8	29.037	110.1	1:45.487	91.87	1.507	09:38:48.099
4 - D1	25.806	120.9	50.508	103.8	29.024	110.0	1:45.338	92.00	1.358	09:40:33.437
5 - D1	25.946	120.2	51.814	104.0	IN PIT		1:50.542	<b>P</b> 87.67	6.562	09:42:23.979
6 - D2	OUTLAP	120.0	51.116	103.8	28.751	110.5	6:44.888	23.93	5:00.908	09:49:08.867
7 - D2	<b>25.573</b>	121.1	50.151	104.0	28.734	110.9	1:44.458	92.77	0.478	09:50:53.325
<b>8 - D2</b>	25.665	120.9	<b>49.754</b>	104.2	<b>28.561</b>	110.7	<b>1:43.980 (1)</b>	<b>93.20</b>		<b>09:52:37.305</b>
9 - D2	26.056	121.3	50.752	104.6	IN PIT		1:48.398	<b>P</b> 89.40	4.418	09:54:25.703
10 - D2	OUTLAP	120.2	50.487	97.6	30.179	110.5	6:55.692	23.31	5:11.712	10:01:21.395
11 - D2	25.739	121.1	50.113	103.7	28.756	111.1	1:44.608	92.64	0.628	10:03:06.003
12 - D2	25.621	120.9	49.796	104.2	28.656	111.2	1:44.073	<b>(2)</b> 93.12	0.093	10:04:50.076
13 - D2	25.738	121.1	50.233	104.2	IN PIT		1:47.430	<b>P</b> 90.21	3.450	10:06:37.506
14 - D2	OUTLAP	119.1	54.609	102.4	29.900	110.5	6:07.792	26.34	4:23.812	10:12:45.298
15 - D2	25.750	120.9	49.942	<b>104.8</b>	28.613	<b>111.4</b>	1:44.305	<b>(3)</b> 92.91	0.325	10:14:29.603
16 - D2	25.797	120.2	50.138	104.2	IN PIT		1:47.206	<b>P</b> 90.39	3.226	10:16:16.809
17 - D1	OUTLAP	118.7	52.290	103.2	29.473	110.0	5:08.836	31.38	3:24.856	10:21:25.645
18 - D1	26.609	119.4	1:22.550	102.7	29.369	110.9	2:18.528	69.95	34.548	10:23:44.173
19 - D1	26.141	119.1	51.285	103.2	29.250	109.8	1:46.676	90.84	2.696	10:25:30.849
20 - D1	29.040	108.9	53.138	103.4	29.841	110.5	1:52.019	86.51	8.039	10:27:22.868
21 - D1	26.163	119.4	51.262	103.4	29.494	110.0	1:46.919	90.64	2.939	10:29:09.787
22 - D1	26.258	119.8	51.222	103.0	29.420	109.6	1:46.900	90.65	2.920	10:30:56.687
23 - D1	25.995	119.8	51.222	103.7	IN PIT		1:51.540	<b>P</b> 86.88	7.560	10:32:48.227

### P17 43 GT4S Century Motorsport

### BMW M4 GT4

IDEAL LAP TIME : 1:43.877 BEST LAP TIME : 1:44.023

DIFFERENCE : 0.146

D1: Angus FENDER D2: Andrew GORDON-COLEB

LAP	SECTOR 1	SECTOR 2	SECTOR 3	LAP TIME	MPH	DIFF	TIME OF DAY			
1 - D1	OUTLAP	108.0	51.961	105.6	29.005	112.2		09:37:19.190		
2 - D1	25.754	121.3	50.166	106.6	28.984	111.6	1:44.904	92.38	0.881	09:39:04.094
3 - D1	25.792	121.3	50.106	106.5	<b>28.513</b>	112.2	1:44.411	<b>(2)</b> 92.81	0.388	09:40:48.505
<b>4 - D1</b>	<b>25.546</b>	121.5	<b>49.818</b>	106.3	28.659	112.5	<b>1:44.023 (1)</b>	<b>93.16</b>		<b>09:42:32.528</b>
5 - D1	25.747	122.0	50.005	107.0	28.788	112.0	1:44.540	<b>(3)</b> 92.70	0.517	09:44:17.068
6 - D1	25.687	121.3	49.953	107.7	IN PIT		1:46.877	<b>P</b> 90.67	2.854	09:46:03.945
7 - D2	OUTLAP	119.1	51.141	105.5	29.536	112.2	5:00.781	32.22	3:16.758	09:51:04.726
8 - D2	26.788	117.7	50.801	106.3	29.027	112.4	1:46.616	90.89	2.593	09:52:51.342
9 - D2	26.098	121.3	50.542	107.0	29.095	112.0	1:45.735	91.65	1.712	09:54:37.077
10 - D2	26.093	120.9	50.593	106.1	29.262	109.1	1:45.948	91.47	1.925	09:56:23.025
11 - D2	26.385	119.6	51.892	106.8	28.982	112.2	1:47.259	90.35	3.236	09:58:10.284
12 - D2	26.143	121.3	50.884	107.0	28.890	112.5	1:45.917	91.49	1.894	09:59:56.201
13 - D2	26.145	121.1	50.790	106.0	IN PIT		1:49.814	<b>P</b> 88.25	5.791	10:01:46.015
14 - D2	OUTLAP	119.8	51.890	107.0	30.746	112.4	4:21.773	37.02	2:37.750	10:06:07.788
15 - D2	25.931	121.3	50.562	106.5	29.072	111.6	1:45.565	91.80	1.542	10:07:53.353
16 - D2	26.229	121.1	50.456	106.6	29.073	112.0	1:45.758	91.63	1.735	10:09:39.111
17 - D2	26.118	120.9	50.692	106.5	29.011	112.4	1:45.821	91.58	1.798	10:11:24.932
18 - D2	26.004	121.3	50.837	105.5	28.925	112.5	1:45.766	91.62	1.743	10:13:10.698
19 - D2	26.040	121.1	51.056	106.8	IN PIT		1:49.267	<b>P</b> 88.69	5.244	10:14:59.965
20 - D1	OUTLAP	120.6	50.678	107.0	28.944	112.7	3:55.793	41.10	2:11.770	10:18:55.758
21 - D1	26.232	121.7	50.908	107.2	29.062	113.5	1:46.202	91.25	2.179	10:20:41.960
22 - D1	25.817	121.5	50.101	107.5	28.835	113.3	1:44.753	92.51	0.730	10:22:26.713

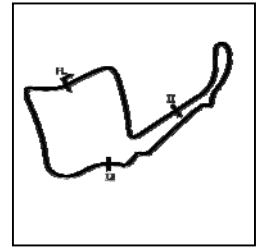
Weather / Track : Sunny / Dry

Oulton Park International  
Circuit Length = 2.6920 miles  
Start: 09:31 Flag 10:31 End: 10:33



# British GT Championship

## FREE PRACTICE 1 - SECTOR ANALYSIS



SECTOR 1 = FL to I1, SECTOR 2 = I1 to I2, SECTOR 3 = I2 to FL, DIFF = Difference To Personal Best Lap, P = Crossed Finish Line in Pit Lane, D = Time Disallowed

23 - D1	25.861	121.7	50.635	106.6	29.232	112.9	1:45.728	91.66	1.705	10:24:12.441	
24 - D1	25.781	122.2	50.384	107.0	29.115	113.3	1:45.280	92.05	1.257	10:25:57.721	
25 - D1	26.065	121.1	50.500	106.5	28.990	113.3	1:45.555	91.81	1.532	10:27:43.276	
26 - D1	25.948	122.4	50.393	<b>108.0</b>	28.850	<b>113.7</b>	1:45.191	92.13	1.168	10:29:28.467	
27 - D1	25.907	<b>122.6</b>	50.598	106.8	IN PIT		1:48.276	<b>P</b>	89.50	4.253	10:31:16.743

### P18 44 GT4PA Invictus Games Racing

### Jaguar F-TYPE SVR GT4

IDEAL LAP TIME : 1:44.044

BEST LAP TIME : 1:44.044

DIFFERENCE : 0.000

D1: Steve MCCULLLEY

D2: Matthew GEORGE

LAP	SECTOR 1	SECTOR 2	SECTOR 3	LAP TIME	MPH	DIFF	TIME OF DAY		
1 - D2	OUTLAP	119.8	55.700 104.6	30.769 112.2			09:33:33.288		
2 - D2	26.902	121.3	52.353 106.1	29.917 112.9	1:49.172	88.77	5.128	09:35:22.460	
3 - D2	25.764	122.2	51.792 107.0	IN PIT	1:50.904	<b>P</b>	87.38	6.860	09:37:13.364
4 - D2	OUTLAP	120.2	54.227 95.3	28.981 112.7	3:54.686	41.29	2:10.642	09:41:08.050	
<b>5 - D2</b>	<b>25.607</b>	122.4	<b>49.738</b> <b>107.2</b>	<b>28.699</b> 112.4	<b>1:44.044 (1)</b>	<b>93.14</b>		<b>09:42:52.094</b>	
6 - D2	25.733	122.2	50.142 106.6	28.765 112.0	1:44.640	92.61	0.596	09:44:36.734	
7 - D2	25.694	120.9	50.056 <b>107.2</b>	28.871 111.8	1:44.621	<b>(3)</b>	92.63	0.577	09:46:21.355
8 - D2	25.656	121.3	49.797 106.8	28.875 112.4	1:44.328	<b>(2)</b>	92.89	0.284	09:48:05.683
9 - D2	26.140	121.7	50.168 107.0	IN PIT	1:48.406	<b>P</b>	89.39	4.362	09:49:54.089
10 - D1	OUTLAP	98.8	58.420 102.4	31.367 112.0	3:39.286	44.19	1:55.242	09:53:33.375	
11 - D1	26.725	121.5	52.460 106.1	29.552 112.4	1:48.737	89.12	4.693	09:55:22.112	
12 - D1	26.761	110.3	52.601 105.3	29.596 111.6	1:48.958	88.94	4.914	09:57:11.070	
13 - D1	26.332	121.3	51.053 104.5	29.273 112.5	1:46.658	90.86	2.614	09:58:57.728	
14 - D1	26.044	122.2	50.757 106.1	29.219 111.8	1:46.020	91.41	1.976	10:00:43.748	
15 - D1	26.330	121.5	50.970 106.3	29.320 111.1	1:46.620	90.89	2.576	10:02:30.368	
16 - D1	26.303	116.9	51.061 106.0	29.282 111.4	1:46.646	90.87	2.602	10:04:17.014	
17 - D1	27.433	120.6	51.115 106.1	IN PIT	1:53.606	<b>P</b>	85.30	9.562	10:06:10.620
18 - D1	OUTLAP	119.6	51.514 106.0	30.135 111.6	4:34.935	35.24	2:50.891	10:10:45.555	
19 - D1	26.935	121.1	51.562 105.8	29.684 111.4	1:48.181	89.58	4.137	10:12:33.736	
20 - D1	26.358	121.1	53.182 92.1	IN PIT	1:55.196	<b>P</b>	84.12	11.152	10:14:28.932
21 - D1	OUTLAP	120.0	51.537 105.3	29.389 112.0	4:18.539	37.48	2:34.495	10:18:47.471	
22 - D1	26.132	122.0	50.710 105.6	29.329 103.8	1:46.171	91.28	2.127	10:20:33.642	
23 - D1	27.237	122.0	51.313 106.3	29.211 112.5	1:47.761	89.93	3.717	10:22:21.403	
24 - D1	26.064	<b>122.6</b>	1:14.990 96.2	IN PIT	2:16.716	<b>P</b>	70.88	32.672	10:24:38.119
25 - D2	OUTLAP	120.0	51.781 106.5	30.024 <b>113.3</b>	3:33.274	45.44	1:49.230	10:28:11.393	
26 - D2	25.931	121.1	50.503 106.8	31.996 112.7	1:48.430	89.37	4.386	10:29:59.823	
27 - D2	25.818	122.4	50.283 106.8	28.869 112.5	1:44.970	92.32	0.926	10:31:44.793	

### P19 57 GT4S HHC Motorsport

### McLaren 570S GT4

IDEAL LAP TIME : 1:43.962

BEST LAP TIME : 1:44.062

DIFFERENCE : 0.100

D1: Callum POINTON

D2: Dean MACDONALD

LAP	SECTOR 1	SECTOR 2	SECTOR 3	LAP TIME	MPH	DIFF	TIME OF DAY		
1 - D2	OUTLAP	116.3	1:01.544 101.3	31.842 111.8			09:33:39.897		
2 - D2	25.758	121.3	52.437 106.3	29.448 112.7	1:47.643	90.03	3.581	09:35:27.540	
<b>3 - D2</b>	<b>25.469</b>	120.9	50.095 106.3	<b>28.498</b> 112.2	<b>1:44.062 (1)</b>	<b>93.13</b>		<b>09:37:11.602</b>	
4 - D2	26.877	103.8	54.198 106.1	IN PIT	1:56.717	<b>P</b>	83.03	12.655	09:39:08.319
5 - D1	OUTLAP	120.2	51.436 105.0	28.886 112.2	3:50.175	42.10	2:06.113	09:42:58.494	
6 - D1	26.071	121.7	50.983 105.6	29.033 112.2	1:46.087	91.35	2.025	09:44:44.581	
7 - D1	26.585	119.1	51.095 105.6	29.078 112.5	1:46.758	90.77	2.696	09:46:31.339	
8 - D1	25.980	120.9	50.823 105.6	29.069 112.4	1:45.872	91.53	1.810	09:48:17.211	
9 - D1	25.883	121.5	50.998 106.5	29.036 112.5	1:45.917	91.49	1.855	09:50:03.128	
10 - D1	25.965	121.5	50.817 105.8	29.067 112.0	1:45.849	91.55	1.787	09:51:48.977	
11 - D1	26.152	121.3	50.831 106.3	29.080 112.7	1:46.063	91.37	2.001	09:53:35.040	
12 - D1	25.914	<b>122.4</b>	50.813 106.3	29.020 112.9	1:45.747	91.64	1.685	09:55:20.787	
13 - D1	26.132	121.7	51.311 104.2	30.259 111.4	1:47.702	89.98	3.640	09:57:08.489	
14 - D1	25.938	122.0	50.864 106.0	28.987 112.7	1:45.789	91.60	1.727	09:58:54.278	
15 - D1	26.015	121.3	50.900 105.8	29.059 112.2	1:45.974	91.44	1.912	10:00:40.252	
16 - D1	26.151	120.4	51.127 106.0	IN PIT	1:50.497	<b>P</b>	87.70	6.435	10:02:30.749
17 - D2	OUTLAP	107.3	54.625 105.6	28.912 112.0	4:02.406	39.97	2:18.344	10:06:33.155	
18 - D2	25.958	119.4	<b>49.995</b> 106.5	28.744 112.4	1:44.697	<b>(2)</b>	92.56	0.635	10:08:17.852
19 - D2	25.713	119.8	51.806 105.8	28.736 112.5	1:46.255	91.20	2.193	10:10:04.107	
20 - D2	25.738	120.4	50.338 105.1	28.766 <b>113.1</b>	1:44.842	92.43	0.780	10:11:48.949	
21 - D2	25.688	119.8	50.059 105.8	29.018 111.8	1:44.765	<b>(3)</b>	92.50	0.703	10:13:33.714

Weather / Track : Sunny / Dry

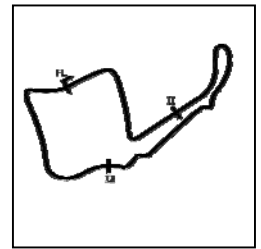
Oulton Park International

Circuit Length = 2.6920 miles

Start: 09:31 Flag 10:31 End: 10:33

# British GT Championship

## FREE PRACTICE 1 - SECTOR ANALYSIS



SECTOR 1 = FL to I1, SECTOR 2 = I1 to I2, SECTOR 3 = I2 to FL, DIFF = Difference To Personal Best Lap, P = Crossed Finish Line in Pit Lane, D = Time Disallowed

22 - D2	26.401	103.0	1:00.585	102.2	29.768	112.7	1:56.754	83.00	12.692	10:15:30.468
23 - D2	25.860	120.0	50.284	106.1	28.783	112.7	1:44.927	92.36	0.865	10:17:15.395
24 - D2	27.493	120.4	50.499	<b>106.6</b>	29.000	112.2	1:46.992	90.57	2.930	10:19:02.387
25 - D2	25.787	120.2	50.111	106.3	28.976	<b>113.1</b>	1:44.874	92.40	0.812	10:20:47.261
26 - D2	25.693	120.6	50.427	106.5	28.750	112.9	1:44.870	92.41	0.808	10:22:32.131
27 - D2	26.075	118.9	51.929	104.8	IN PIT		1:54.433	<b>P</b> 84.68	10.371	10:24:26.564

<b>P20</b>	<b>97 GT4S</b>	<b>TF Sport</b>	<b>Aston Martin V8 Vantage GT4</b>							
IDEAL LAP TIME : 1:43.862		BEST LAP TIME : 1:44.117		DIFFERENCE : 0.255						
D1: Tom CANNING		D2: Ashley HAND								

LAP	SECTOR 1	SECTOR 2	SECTOR 3	LAP TIME	MPH	DIFF	TIME OF DAY
1 - D2	OUTLAP	113.7	58.587	102.4	31.326	110.0	09:33:49.550
2 - D2	27.254	117.5	52.699	104.8	32.799	110.3	09:35:42.302
3 - D2	26.314	118.7	52.595	105.8	29.066	110.9	09:37:30.277
4 - D2	26.079	119.4	50.292	106.0	29.082	110.3	09:39:15.730
5 - D2	26.007	120.0	52.905	105.0	29.152	110.7	09:41:03.794
6 - D2	26.123	120.0	50.362	105.5	28.952	110.7	09:42:49.231
7 - D2	26.300	119.1	53.885	105.6	28.972	110.7	09:44:38.388
8 - D2	26.145	119.6	52.258	91.9	30.158	111.4	09:46:26.949
9 - D2	25.956	120.2	50.132	105.5	29.082	110.9	09:48:12.119
10 - D2	25.863	120.4	50.106	105.8	28.994	110.7	09:49:57.082
11 - D2	25.794	120.0	50.047	106.1	29.133	111.2	09:51:42.056
12 - D2	25.925	120.0	52.783	105.3	29.146	110.5	09:53:29.910
13 - D2	25.898	120.0	50.452	104.8	30.517	111.2	09:55:16.777
14 - D2	29.720	77.0	54.177	103.4	29.315	110.5	09:57:09.989
15 - D2	25.946	119.4	50.539	105.5	28.986	111.1	09:58:55.460
16 - D2	26.014	119.6	51.561	104.8	IN PIT		10:00:47.181
17 - D1	OUTLAP	119.8	50.700	105.8	29.044	111.8	10:04:53.492
18 - D1	25.956	121.1	49.917	106.5	<b>28.544</b>	112.0	10:06:37.909
19 - D1	25.724	121.1	49.906	106.5	28.691	112.4	10:08:22.230
20 - D1	25.720	121.1	<b>49.742</b>	106.0	28.910	112.2	10:10:06.602
21 - D1	25.800	121.1	49.777	106.3	28.958	112.5	10:11:51.137
22 - D1	25.698	120.9	49.803	106.3	29.257	112.2	10:13:35.895
<b>23 - D1</b>	25.754	121.3	49.757	106.3	28.606	112.5	<b>10:15:20.012</b>
24 - D1	25.600	121.3	49.978	106.1	28.850	112.2	10:17:04.440
25 - D1	<b>25.576</b>	<b>121.5</b>	50.311	106.3	28.681	112.4	10:18:49.008
26 - D1	25.691	121.1	50.221	106.5	28.961	108.5	10:20:33.881
27 - D1	26.174	121.1	50.194	101.8	30.248	<b>112.9</b>	10:22:20.497
28 - D1	25.631	120.9	50.026	106.0	28.734	112.7	10:24:04.888
29 - D1	25.767	121.1	49.901	106.1	28.841	112.2	10:25:49.397
30 - D1	25.762	120.6	49.960	106.3	28.809	112.5	10:27:33.928
31 - D1	25.733	120.9	49.984	<b>106.8</b>	28.784	112.4	10:29:18.429
32 - D1	25.641	<b>121.5</b>	49.815	106.5	28.766	<b>112.9</b>	10:31:02.651

<b>P21</b>	<b>15 GT4S</b>	<b>Multimatic Motorsports</b>	<b>Ford Mustang GT4</b>							
IDEAL LAP TIME : 1:44.142		BEST LAP TIME : 1:44.142		DIFFERENCE : 0.000						
D1: Scott MAXWELL		D2: Seb PRIAULX								

LAP	SECTOR 1	SECTOR 2	SECTOR 3	LAP TIME	MPH	DIFF	TIME OF DAY
1 - D1	OUTLAP	116.3	52.826	106.6	28.844	<b>112.9</b>	09:37:07.594
<b>2 - D1</b>	<b>25.729</b>	121.5	<b>49.625</b>	<b>108.0</b>	<b>28.788</b>	111.2	<b>09:38:51.736</b>
3 - D1	25.812	<b>122.2</b>	49.838	106.5	IN PIT		09:40:49.734

<b>P22</b>	<b>58 GT4S</b>	<b>HHC Motorsport</b>	<b>McLaren 570S GT4</b>							
IDEAL LAP TIME : 1:43.986		BEST LAP TIME : 1:44.260		DIFFERENCE : 0.274						
D1: Tom JACKSON		D2: Luke WILLIAMS								

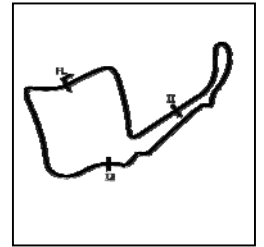
LAP	SECTOR 1	SECTOR 2	SECTOR 3	LAP TIME	MPH	DIFF	TIME OF DAY
1 - D2	OUTLAP	82.4	59.904	99.8	32.495	108.0	09:33:52.250
2 - D2	27.173	116.9	52.387	103.7	29.136	112.4	09:35:40.946
3 - D2	25.674	122.2	<b>49.704</b>	104.8	29.232	111.8	09:37:25.556
<b>4 - D2</b>	25.645	122.0	49.926	106.1	<b>28.689</b>	111.6	<b>09:39:09.816</b>
5 - D2	26.129	121.3	50.393	98.1	32.102	108.4	09:40:58.440
6 - D2	25.720	122.0	50.185	104.8	29.260	98.6	09:42:43.605

Weather / Track : Sunny / Dry

Oulton Park International  
Circuit Length = 2.6920 miles  
Start: 09:31 Flag 10:31 End: 10:33

# British GT Championship

## FREE PRACTICE 1 - SECTOR ANALYSIS



SECTOR 1 = FL to I1, SECTOR 2 = I1 to I2, SECTOR 3 = I2 to FL, DIFF = Difference To Personal Best Lap, P = Crossed Finish Line in Pit Lane, D = Time Disallowed

7 - D2	26.205	121.5	50.047	104.8	28.917	111.4	1:45.169	92.14	0.909	09:44:28.774
8 - D2	<b>25.593</b>	121.7	50.120	104.8	29.643	108.0	1:45.356	91.98	1.096	09:46:14.130
9 - D2	26.031	119.8	50.970	98.3	IN PIT		1:50.796	<b>P</b>	87.46	6.536 09:48:04.926
10 - D1	OUTLAP	119.8	51.574	105.6	29.019	111.8	3:56.082	41.05	2:11.822	09:52:01.008
11 - D1	26.111	121.1	51.120	105.5	29.220	112.2	1:46.451	91.04	2.191	09:53:47.459
12 - D1	26.190	121.7	50.451	105.6	29.027	111.6	1:45.668	91.71	1.408	09:55:33.127
13 - D1	25.985	121.3	49.988	106.3	28.926	111.4	1:44.899	92.38	0.639	09:57:18.026
14 - D1	25.933	121.1	51.346	96.8	29.846	112.0	1:47.125	90.46	2.865	09:59:05.151
15 - D1	25.959	121.1	51.620	103.5	29.933	112.5	1:47.512	90.14	3.252	10:00:52.663
16 - D1	25.895	122.0	51.073	<b>106.8</b>	29.222	112.5	1:46.190	91.26	1.930	10:02:38.853
17 - D1	25.837	121.3	50.542	103.8	29.255	112.4	1:45.634	91.74	1.374	10:04:24.487
18 - D1	26.184	113.9	51.110	105.5	29.067	112.0	1:46.361	91.11	2.101	10:06:10.848
19 - D1	25.963	120.6	50.756	105.8	29.006	<b>113.1</b>	1:45.725	91.66	1.465	10:07:56.573
20 - D1	25.911	121.7	50.098	106.0	29.278	112.9	1:45.287	92.04	1.027	10:09:41.860
21 - D1	27.899	120.4	52.445	104.0	IN PIT		1:57.310	<b>P</b>	82.61	13.050 10:11:39.170
22 - D2	OUTLAP	120.9	51.892	105.6	28.966	112.4	3:44.623	43.14	2:00.363	10:15:23.793
23 - D2	26.146	118.9	50.201	106.1	28.760	112.4	1:45.107	92.20	0.847	10:17:08.900
24 - D2	25.755	<b>122.4</b>	50.301	105.3	28.775	112.4	1:44.831	92.44	0.571	10:18:53.731
25 - D2	25.675	121.5	50.690	104.5	29.335	112.4	1:45.700	91.68	1.440	10:20:39.431
26 - D2	25.740	122.2	50.199	106.0	29.252	112.2	1:45.191	92.13	0.931	10:22:24.622
27 - D2	25.817	121.1	50.425	104.8	28.929	112.2	1:45.171	92.14	0.911	10:24:09.793
28 - D2	25.946	121.5	50.077	105.5	28.917	112.2	1:44.940	92.35	0.680	10:25:54.733
29 - D2	25.939	122.2	50.527	106.3	28.858	112.2	1:45.324	92.01	1.064	10:27:40.057
30 - D2	25.755	122.2	50.027	106.3	29.336	111.1	1:45.118	92.19	0.858	10:29:25.175
31 - D2	25.883	121.7	49.809	106.0	28.796	112.5	1:44.488	<b>(2)</b>	92.75	0.228 10:31:09.663

### P23 77 GT4PA Fox Motorsport

### Mercedes-AMG GT4

IDEAL LAP TIME : 1:44.267

BEST LAP TIME : 1:44.282

DIFFERENCE : 0.015

D1: Mark MURFITT

D2: Michael BROADHURST

LAP	SECTOR 1	SECTOR 2	SECTOR 3	LAP TIME	MPH	DIFF	TIME OF DAY			
1 - D2	OUTLAP	115.3	58.433	82.0	33.043	111.2	09:33:44.206			
<b>2 - D2</b>	25.562	<b>122.2</b>	<b>50.046</b>	104.2	<b>28.674</b>	111.2	<b>1:44.282 (1)</b>	<b>92.93</b>		<b>09:35:28.488</b>
3 - D2	<b>25.547</b>	<b>122.2</b>	50.989	95.1	35.901	<b>112.2</b>	1:52.437	86.19	8.155	09:37:20.925
4 - D2	25.661	121.3	50.098	104.0	28.701	110.7	1:44.460	<b>(2)</b>	92.77	0.178 09:39:05.385
5 - D2	25.800	121.1	50.466	104.0	IN PIT		1:48.750	<b>P</b>	89.11	4.468 09:40:54.135
6 - D1	OUTLAP	109.4	52.820	102.7	29.845	108.2	7:57.988	20.27	6:13.706	09:48:52.123
7 - D1	27.018	120.4	52.675	104.3	29.420	110.1	1:49.113	88.81	4.831	09:50:41.236
8 - D1	26.605	118.7	51.390	103.8	29.634	108.9	1:47.629	90.04	3.347	09:52:28.865
9 - D1	26.273	121.1	51.170	103.5	29.332	110.3	1:46.775	90.76	2.493	09:54:15.640
10 - D1	26.335	120.0	51.652	103.7	29.575	111.2	1:47.562	90.09	3.280	09:56:03.202
11 - D1	26.032	120.9	52.246	103.7	29.236	110.9	1:47.514	90.13	3.232	09:57:50.716
12 - D1	27.369	117.1	55.131	99.7	29.787	110.5	1:52.287	86.30	8.005	09:59:43.003
13 - D1	26.850	120.2	51.617	103.7	29.366	110.3	1:47.833	89.87	3.551	10:01:30.836
14 - D1	26.127	120.6	51.403	103.8	29.170	110.5	1:46.700	90.82	2.418	10:03:17.536
15 - D1	26.220	120.6	50.890	103.5	29.246	110.5	1:46.356	91.12	2.074	10:05:03.892
16 - D1	26.249	120.9	51.086	103.5	29.212	110.7	1:46.547	90.95	2.265	10:06:50.439
17 - D1	26.099	120.2	50.952	103.5	29.146	111.1	1:46.197	91.25	1.915	10:08:36.636
18 - D1	26.227	119.1	51.443	103.5	29.196	110.9	1:46.866	90.68	2.584	10:10:23.502
19 - D1	26.051	120.4	50.604	104.0	28.889	111.1	1:45.544	91.82	1.262	10:12:09.046
20 - D1	25.938	121.1	50.449	103.8	29.024	111.1	1:45.411	91.93	1.129	10:13:54.457
21 - D1	26.016	120.2	52.332	101.8	29.545	110.7	1:47.893	89.82	3.611	10:15:42.350
22 - D1	26.165	121.1	51.154	104.0	29.151	110.7	1:46.470	91.02	2.188	10:17:28.820
23 - D1	25.965	121.3	50.803	104.0	29.093	110.0	1:45.861	91.54	1.579	10:19:14.681
24 - D1	26.121	120.4	51.198	102.2	29.116	110.9	1:46.435	91.05	2.153	10:21:01.116
25 - D1	26.031	120.9	50.622	104.0	28.907	111.2	1:45.560	91.80	1.278	10:22:46.676
26 - D1	25.951	120.9	51.928	104.0	IN PIT		1:53.516	<b>P</b>	85.37	9.234 10:24:40.192
27 - D1	OUTLAP	120.0	50.492	104.2	28.935	111.1	4:46.794	33.79	3:02.512	10:29:26.986
28 - D1	25.985	121.1	50.425	<b>104.6</b>	28.752	110.9	1:45.162	<b>(3)</b>	92.15	0.880 10:31:12.148

### P24 95 GT4S TF Sport

### Aston Martin V8 Vantage GT4

IDEAL LAP TIME : 1:44.154

BEST LAP TIME : 1:44.323

DIFFERENCE : 0.169

D1: Patrick KIBBLE

D2: Josh PRICE

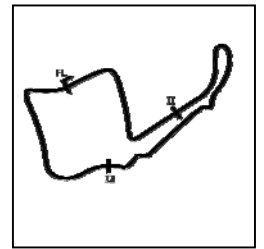
LAP	SECTOR 1	SECTOR 2	SECTOR 3	LAP TIME	MPH	DIFF	TIME OF DAY
-----	----------	----------	----------	----------	-----	------	-------------

Weather / Track : Sunny / Dry

Oulton Park International  
Circuit Length = 2.6920 miles  
Start: 09:31 Flag 10:31 End: 10:33

# British GT Championship

## FREE PRACTICE 1 - SECTOR ANALYSIS



SECTOR 1 = FL to I1, SECTOR 2 = I1 to I2, SECTOR 3 = I2 to FL, DIFF = Difference To Personal Best Lap, P = Crossed Finish Line in Pit Lane, D = Time Disallowed

1 - D2	OUTLAP	117.1	53.384	104.6	30.965	110.5				09:33:29.859	
<b>2 - D2</b>	25.701	<b>120.2</b>	49.744	105.8	28.878	110.7	<b>1:44.323 (1)</b>	<b>92.89</b>		<b>09:35:14.182</b>	
3 - D2	25.792	120.0	<b>49.730</b>	105.3	29.426	111.4	1:44.948	92.34	0.625	09:36:59.130	
4 - D2	25.701	<b>120.2</b>	49.780	105.8	28.919	111.1	1:44.400	<b>(3)</b>	92.82	0.077	09:38:43.530
5 - D2	25.926	118.7	50.073	106.0	28.852	110.7	1:44.851		92.42	0.528	09:40:28.381
6 - D2	25.694	<b>120.2</b>	49.807	105.8	28.881	110.9	1:44.382	<b>(2)</b>	92.84	0.059	09:42:12.763
7 - D2	25.774	118.9	49.846	105.0	28.923	110.9	1:44.543		92.70	0.220	09:43:57.306
8 - D2	25.812	119.4	49.922	105.5	IN PIT		1:49.315	<b>P</b>	88.65	4.992	09:45:46.621
9 - D1	OUTLAP	108.9	51.860	105.1	29.011	110.3	3:51.126		41.93	2:06.803	09:49:37.747
10 - D1	25.795	119.8	49.982	105.5	28.845	110.9	1:44.622		92.63	0.299	09:51:22.369
11 - D1	25.811	<b>120.2</b>	50.029	105.0	28.849	111.1	1:44.689		92.57	0.366	09:53:07.058
12 - D1	25.751	120.0	50.008	105.5	28.817	111.1	1:44.576		92.67	0.253	09:54:51.634
13 - D1	25.691	120.0	50.057	105.5	28.996	<b>111.6</b>	1:44.744		92.52	0.421	09:56:36.378
14 - D1	25.899	119.8	49.861	105.6	28.948	110.7	1:44.708		92.55	0.385	09:58:21.086
15 - D1	25.774	120.0	49.987	105.3	<b>28.781</b>	111.2	1:44.542		92.70	0.219	10:00:05.628
16 - D1	<b>25.643</b>	120.0	50.202	105.3	IN PIT		2:12.893	<b>P</b>	72.92	28.570	10:02:18.521
17 - D1	OUTLAP	117.7	55.492	81.2	30.031	110.9	3:33.385		45.41	1:49.062	10:05:51.906
18 - D1	26.146	119.4	50.313	105.1	28.951	111.2	1:45.410		91.93	1.087	10:07:37.316
19 - D1	25.821	119.4	49.881	105.3	30.469	109.6	1:46.171		91.28	1.848	10:09:23.487
20 - D1	26.057	119.8	50.221	105.1	29.153	111.1	1:45.431		91.92	1.108	10:11:08.918
21 - D1	25.911	115.9	50.469	105.6	IN PIT		1:48.396	<b>P</b>	89.40	4.073	10:12:57.314
22 - D2	OUTLAP	91.3	52.008	105.1	29.086	110.9	3:47.062		42.68	2:02.739	10:16:44.376
23 - D2	26.128	118.5	50.542	105.3	29.296	<b>111.6</b>	1:45.966		91.45	1.643	10:18:30.342
24 - D2	26.013	118.7	50.289	105.3	29.010	110.9	1:45.312		92.02	0.989	10:20:15.654
25 - D2	25.899	119.8	51.441	105.5	28.981	<b>111.6</b>	1:46.321		91.15	1.998	10:22:01.975
26 - D2	26.086	117.5	50.313	105.5	29.196	<b>111.6</b>	1:45.595		91.77	1.272	10:23:47.570
27 - D2	26.009	119.8	50.280	105.3	29.321	111.1	1:45.610		91.76	1.287	10:25:33.180
28 - D2	26.784	114.3	51.725	104.5	29.461	111.2	1:47.970		89.75	3.647	10:27:21.150
29 - D2	26.131	117.3	50.361	<b>106.1</b>	28.969	111.1	1:45.461		91.89	1.138	10:29:06.611
30 - D2	25.893	120.0	50.226	105.3	29.055	111.4	1:45.174		92.14	0.851	10:30:51.785
31 - D2	25.892	119.4	50.457	104.6	IN PIT		1:50.792	<b>P</b>	87.47	6.469	10:32:42.577

### P25 11 GT4PA Beechdean AMR

Aston Martin V8 Vantage GT4

IDEAL LAP TIME : 1:43.880

BEST LAP TIME : 1:44.332

DIFFERENCE : 0.452

D1: Kelvin FLETCHER D2: Martin PLOWMAN

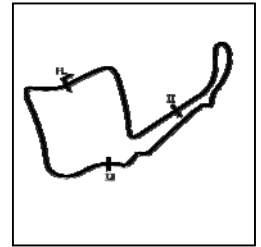
LAP	SECTOR 1	SECTOR 2	SECTOR 3	LAP TIME	MPH	DIFF	TIME OF DAY				
1 - D1	OUTLAP	72.3	58.956	98.2	30.944	<b>113.1</b>		09:34:53.531			
2 - D1	25.975	121.7	50.882	106.3	29.269	111.8	1:46.126	91.31	1.794	09:36:39.657	
3 - D1	25.937	120.4	50.122	106.3	<b>28.640</b>	112.4	1:44.699	92.56	0.367	09:38:24.356	
4 - D1	25.772	121.3	49.869	106.6	28.841	112.2	1:44.482	<b>(2)</b>	92.75	0.150	09:40:08.838
5 - D1	25.836	121.7	50.047	106.1	29.339	108.0	1:45.222		92.10	0.890	09:41:54.060
6 - D1	25.923	121.3	50.163	106.1	29.815	103.0	1:45.901		91.51	1.569	09:43:39.961
7 - D1	27.883	120.4	51.815	106.8	IN PIT		1:53.180	<b>P</b>	85.62	8.848	09:45:33.141
8 - D1	OUTLAP	103.7	52.132	106.5	28.974	112.2	6:28.826		24.92	4:44.494	09:52:01.967
9 - D1	25.976	120.9	50.890	106.5	29.921	112.4	1:46.787		90.75	2.455	09:53:48.754
10 - D1	25.890	121.7	50.128	106.3	29.361	111.8	1:45.379		91.96	1.047	09:55:34.133
11 - D1	25.840	<b>122.0</b>	49.864	106.1	28.843	112.0	1:44.547		92.69	0.215	09:57:18.680
12 - D1	25.826	120.6	50.525	104.2	IN PIT		1:50.299	<b>P</b>	87.86	5.967	09:59:08.979
13 - D2	OUTLAP	119.4	50.670	106.3	29.030	112.2	3:45.640		42.95	2:01.308	10:02:54.619
14 - D2	25.971	120.9	50.828	105.8	31.357	110.3	1:48.156		89.60	3.824	10:04:42.775
15 - D2	26.042	120.4	50.320	105.8	29.603	112.2	1:45.965		91.45	1.633	10:06:28.740
16 - D2	25.880	119.6	49.666	<b>107.2</b>	28.945	112.0	1:44.491	<b>(3)</b>	92.74	0.159	10:08:13.231
17 - D2	25.858	119.8	49.755	106.6	28.891	112.2	1:44.504		92.73	0.172	10:09:57.735
18 - D2	25.664	121.1	49.748	106.6	29.092	112.2	1:44.504		92.73	0.172	10:11:42.239
19 - D2	25.766	121.1	49.973	106.3	28.888	112.5	1:44.627		92.62	0.295	10:13:26.866
20 - D2	25.718	120.6	50.087	106.3	29.508	112.4	1:45.313		92.02	0.981	10:15:12.179
21 - D2	<b>25.613</b>	120.9	50.185	106.0	IN PIT		1:50.228	<b>P</b>	87.92	5.896	10:17:02.407
22 - D2	OUTLAP	119.8	50.516	106.3	28.954	111.8	3:48.627		42.38	2:04.295	10:20:51.034
23 - D2	26.239	120.6	50.168	106.1	28.927	112.0	1:45.334		92.00	1.002	10:22:36.368
24 - D2	25.690	120.9	49.810	107.0	29.000	111.8	1:44.500		92.73	0.168	10:24:20.868
<b>25 - D2</b>	25.788	120.6	<b>49.627</b>	107.0	28.917	111.2	<b>1:44.332 (1)</b>	<b>92.88</b>			<b>10:26:05.200</b>
26 - D2	25.881	120.6	53.061	105.5	29.360	112.2	1:48.302		89.48	3.970	10:27:53.502
27 - D2	25.760	121.1	50.937	106.3	IN PIT		1:51.166	<b>P</b>	87.17	6.834	10:29:44.668

Weather / Track : Sunny / Dry

Oulton Park International  
Circuit Length = 2.6920 miles  
Start: 09:31 Flag 10:31 End: 10:33

# British GT Championship

## FREE PRACTICE 1 - SECTOR ANALYSIS



SECTOR 1 = FL to I1, SECTOR 2 = I1 to I2, SECTOR 3 = I2 to FL, DIFF = Difference To Personal Best Lap, P = Crossed Finish Line in Pit Lane, D = Time Disallowed

P26 61 GT4S Academy Motorsport			Aston Martin V8 Vantage GT4				
IDEAL LAP TIME : 1:44.285		BEST LAP TIME : 1:44.435		DIFFERENCE : 0.150			
D1: Micah STANLEY		D2: Ben HURST					
LAP	SECTOR 1	SECTOR 2	SECTOR 3	LAP TIME	MPH	DIFF	TIME OF DAY
1 - D1	OUTLAP	117.7	52.208	106.3	28.926	112.5	
2 - D1	<b>25.552</b>	<b>121.7</b>	50.231	106.0	28.940	111.2	1:44.723
3 - D1	25.662	120.6	50.023	106.1	<b>28.750</b>	111.8	<b>1:44.435 (1)</b>
4 - D1	25.886	118.5	50.261	105.6	29.014	111.6	92.54
5 - D1	25.710	120.2	50.061	106.0	28.807	111.6	0.288
6 - D1	25.707	120.9	<b>49.983</b>	104.6	28.956	111.8	0.726
7 - D1	27.183	119.6	50.651	106.5	IN PIT		0.143
8 - D2	OUTLAP	117.3	53.801	105.5	30.684	<b>112.7</b>	0.211
9 - D2	26.567	120.0	51.268	95.7	29.505	111.2	0.392
10 - D2	26.074	121.3	50.881	<b>106.8</b>	29.902	111.6	6.392
11 - D2	25.840	121.1	50.537	105.0	29.187	111.6	0.288
12 - D2	25.807	121.5	50.563	105.8	29.087	112.4	2.905
13 - D2	25.849	<b>121.7</b>	50.329	105.8	28.959	112.2	2.422
14 - D2	26.008	120.9	51.189	105.6	29.203	112.2	0.702
15 - D2	25.880	121.5	51.111	105.6	31.000	112.4	1.965
16 - D2	25.892	121.5	50.527	105.8	IN PIT		3.556
17 - D1	OUTLAP	118.9	52.479	94.5	29.304	111.6	5.485
18 - D1	25.746	120.4	50.424	103.2	IN PIT		10:10:28.907

P27 19 GT4S Multimatic Motorsports			Ford Mustang GT4				
IDEAL LAP TIME : 1:44.547		BEST LAP TIME : 1:44.547		DIFFERENCE : 0.000			
D1: Chad MCCUMBEE		D2: Jade BUFORD					
LAP	SECTOR 1	SECTOR 2	SECTOR 3	LAP TIME	MPH	DIFF	TIME OF DAY
1 - D1	OUTLAP	101.5	56.999	93.2	29.413	112.2	
2 - D1	<b>25.701</b>	<b>120.9</b>	<b>50.058</b>	105.5	<b>28.788</b>	<b>112.5</b>	0.571
3 - D1	25.867	120.6	50.230	105.3	29.021	112.4	1.565
4 - D1	25.820	<b>120.9</b>	51.192	103.4	29.100	111.6	5.503
5 - D1	25.906	<b>120.9</b>	50.476	<b>105.8</b>	IN PIT		09:35:47.332

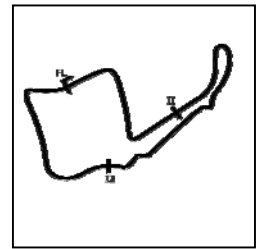
P28 5 GT4S Tolman Motorsport			McLaren 570S GT4				
IDEAL LAP TIME : 1:44.549		BEST LAP TIME : 1:44.612		DIFFERENCE : 0.063			
D1: Jordan COLLARD		D2: Lewis PROCTOR					
LAP	SECTOR 1	SECTOR 2	SECTOR 3	LAP TIME	MPH	DIFF	TIME OF DAY
1 - D1	OUTLAP	107.5	1:01.763	92.3	33.537	111.1	
2 - D1	25.880	120.4	50.491	105.0	<b>28.842</b>	111.4	0.601
3 - D1	<b>25.781</b>	120.4	50.070	105.1	29.068	111.1	0.307
4 - D1	25.823	120.4	53.385	66.8	36.461	110.9	11.057
5 - D1	<b>25.781</b>	<b>121.1</b>	<b>49.926</b>	105.5	28.905	110.9	0.432
6 - D1	25.866	120.2	50.171	104.6	29.007	<b>111.6</b>	0.435
7 - D1	25.923	120.2	50.063	105.3	29.061	110.0	0.435
8 - D1	26.110	120.4	49.940	<b>105.8</b>	29.131	111.4	0.569
9 - D1	25.858	120.0	50.311	105.1	28.915	111.1	0.472
10 - D1	25.936	120.6	50.271	105.1	28.947	111.2	0.542
11 - D1	26.001	119.4	50.437	105.1	29.193	111.4	1.019
12 - D1	26.054	120.0	50.228	105.0	29.030	111.2	0.700
13 - D1	26.021	120.2	50.226	105.5	IN PIT		3.818
14 - D2	OUTLAP	118.9	51.214	105.3	30.276	<b>111.6</b>	3.818
15 - D2	26.210	120.6	50.291	104.3	29.280	110.9	1.40074
16 - D2	26.068	<b>121.1</b>	50.226	105.3	32.313	110.5	1.169
17 - D2	26.413	118.5	51.432	104.8	29.081	110.5	3.995
18 - D2	26.174	120.2	50.475	105.5	29.245	111.1	2.314
19 - D2	26.101	120.4	50.251	105.6	29.084	111.1	1.282
20 - D2	26.050	120.2	50.322	105.6	29.527	111.1	0.824
21 - D2	25.921	120.9	50.249	104.8	29.016	110.9	10:07:19.633
22 - D2	25.841	<b>121.1</b>	50.319	105.3	29.573	111.4	1.287
23 - D2	26.093	120.6	50.362	104.5	29.111	110.7	0.574
24 - D2	26.162	120.0	50.202	105.3	29.145	111.2	92.13
25 - D2	26.272	120.6	50.523	104.6	29.049	<b>111.6</b>	0.954

Weather / Track : Sunny / Dry

Oulton Park International  
Circuit Length = 2.6920 miles  
Start: 09:31 Flag 10:31 End: 10:33

# British GT Championship

## FREE PRACTICE 1 - SECTOR ANALYSIS



SECTOR 1 = FL to I1, SECTOR 2 = I1 to I2, SECTOR 3 = I2 to FL, DIFF = Difference To Personal Best Lap, P = Crossed Finish Line in Pit Lane, D = Time Disallowed

26 - D2	25.879	120.9	50.736	105.5	IN PIT	1:48.173	P	89.59	3.561	10:19:41.543
27 - D1	OUTLAP	118.5	52.108	104.8	IN PIT	3:06.914	P	51.84	1:22.302	10:22:48.457
28 - D2	OUTLAP	120.4	50.665	104.6	IN PIT	2:59.673	P	53.93	1:15.061	10:25:48.130
29 - D1	OUTLAP	117.9	51.450	<b>105.8</b>	IN PIT	3:00.570	P	53.67	1:15.958	10:28:48.700
30 - D2	OUTLAP	111.6	53.908	105.0	IN PIT	3:17.366	P	49.10	1:32.754	10:32:06.066

### P29 4 GT4S Tolman Motorsport

### McLaren 570S GT4

IDEAL LAP TIME : 1:44.612

BEST LAP TIME : 1:44.703

DIFFERENCE : 0.091

D1: James DORLIN

D2: Josh SMITH

LAP	SECTOR 1	SECTOR 2	SECTOR 3	LAP TIME	MPH	DIFF	TIME OF DAY
1 - D1	OUTLAP	114.7	52.077	104.5	28.921	110.9	09:34:09.854
2 - D1	26.050	119.6	49.931	105.0	28.921	110.3	1:44.902 (3)
<b>3 - D1</b>	<b>25.818</b>	<b>120.4</b>	<b>49.896</b>	104.8	28.989	110.1	<b>1:44.703 (1)</b>
4 - D1	26.008	120.0	50.230	105.1	28.972	110.0	1:45.210
5 - D1	25.906	120.0	50.196	104.8	<b>28.898</b>	110.9	1:45.000
6 - D1	26.030	120.2	50.200	104.6	29.129	111.1	1:45.359
7 - D1	25.992	119.8	50.035	105.0	28.978	111.2	1:45.005
8 - D1	25.991	120.2	50.305	104.3	29.182	111.1	1:45.478
9 - D1	26.210	120.0	50.158	105.1	29.058	111.6	1:45.426
10 - D1	25.914	120.0	49.962	105.3	28.927	110.9	1:44.803 (2)
11 - D1	26.068	120.0	50.127	105.5	29.016	111.4	1:45.211
12 - D1	26.962	112.2	53.256	105.0	29.227	111.6	1:49.445
13 - D1	26.156	120.0	50.379	105.1	IN PIT		1:48.223 P
14 - D2	OUTLAP	90.8	51.816	105.5	28.965	111.8	4:41.143
15 - D2	26.474	112.9	53.195	105.3	29.273	111.4	1:48.942
16 - D2	26.252	119.8	50.327	105.3	29.073	111.4	1:45.652
17 - D2	25.942	120.0	50.516	104.2	28.954	111.2	1:45.412
18 - D2	26.586	114.5	50.574	104.6	29.054	111.4	1:46.214
19 - D2	26.104	<b>120.4</b>	50.475	105.5	29.196	111.2	1:45.775
20 - D2	26.014	120.0	50.091	105.1	29.725	111.1	1:45.830
21 - D2	25.963	<b>120.4</b>	50.292	105.5	29.406	<b>112.2</b>	1:45.661
22 - D2	26.077	119.8	50.361	105.5	IN PIT		1:48.682 P
23 - D2	OUTLAP	119.6	50.531	105.5	28.953	111.2	3:53.016
24 - D2	25.955	119.8	58.555	94.1	29.413	<b>112.2</b>	1:53.923
25 - D2	26.309	120.0	50.565	<b>105.8</b>	IN PIT		1:48.753 P
26 - D2	OUTLAP	120.0	50.423	105.5	IN PIT		2:56.035 P
27 - D1	OUTLAP	120.2	50.641	105.5	IN PIT		2:58.264 P
28 - D1	OUTLAP	119.6	51.677	104.2	IN PIT		2:56.363 P

### P30 32 GT4PA Track Focused

### KTM X-Bow GT4

IDEAL LAP TIME : 1:44.514

BEST LAP TIME : 1:44.753

DIFFERENCE : 0.239

D1: Mike MCCOLLUM

D2: Sean COOPER

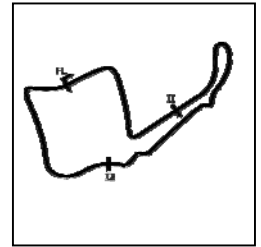
LAP	SECTOR 1	SECTOR 2	SECTOR 3	LAP TIME	MPH	DIFF	TIME OF DAY
1 - D2	OUTLAP	107.7	53.980	103.2	29.371	<b>109.4</b>	09:37:10.086
2 - D2	27.467	102.6	56.310	101.3	IN PIT		2:00.185 P
3 - D2	OUTLAP	116.7	51.180	103.2	28.962	108.5	2:42.597
4 - D2	25.968	116.1	50.205	103.2	<b>28.841</b>	109.1	1:45.014
5 - D2	26.208	117.7	50.180	103.2	29.366	107.8	1:45.754
<b>6 - D2</b>	25.670	117.1	<b>50.024</b>	103.0	29.059	108.5	<b>1:44.753 (1)</b>
7 - D2	26.100	116.1	50.303	102.9	28.994	108.4	1:45.397
8 - D2	25.844	<b>118.1</b>	50.719	103.0	IN PIT		1:48.983 P
9 - D2	OUTLAP	116.5	51.009	103.2	29.043	108.4	4:03.233
10 - D2	25.823	116.9	50.275	103.0	28.893	108.9	1:44.991
11 - D2	25.754	117.5	50.302	103.2	28.925	108.7	1:44.981 (3)
12 - D2	<b>25.649</b>	117.7	50.156	<b>103.5</b>	28.997	109.1	1:44.802 (2)
13 - D2	26.040	115.5	50.645	102.4	IN PIT		1:49.355 P
14 - D1	OUTLAP	114.7	51.596	101.3	29.446	107.0	3:56.925
15 - D1	27.305	115.7	51.645	102.1	29.337	107.7	1:48.287
16 - D1	26.190	115.7	50.988	102.2	29.392	107.5	1:46.570
17 - D1	26.434	116.7	50.850	102.4	30.391	107.8	1:47.675
18 - D1	26.321	116.7	51.019	102.2	29.618	105.5	1:46.958
19 - D1	26.132	116.9	51.032	102.9	29.210	107.3	1:46.374
20 - D1	26.144	116.3	51.003	102.2	29.106	107.2	1:46.253

Weather / Track : Sunny / Dry

Oulton Park International  
Circuit Length = 2.6920 miles  
Start: 09:31 Flag 10:31 End: 10:33

# British GT Championship

## FREE PRACTICE 1 - SECTOR ANALYSIS



SECTOR 1 = FL to I1, SECTOR 2 = I1 to I2, SECTOR 3 = I2 to FL, DIFF = Difference To Personal Best Lap, P = Crossed Finish Line in Pit Lane, D = Time Disallowed

21 - D1	26.328	115.7	51.753	101.6	29.070	108.0	1:47.151	90.44	2.398	10:18:16.324	
22 - D1	26.450	116.1	50.893	102.7	29.197	108.4	1:46.540	90.96	1.787	10:20:02.864	
23 - D1	26.554	117.1	50.516	102.9	28.915	108.4	1:45.985	91.44	1.232	10:21:48.849	
24 - D1	26.341	116.5	50.918	102.9	28.903	108.2	1:46.162	91.28	1.409	10:23:35.011	
25 - D1	25.899	116.7	50.825	103.0	28.963	108.4	1:45.687	91.69	0.934	10:25:20.698	
26 - D1	25.797	116.1	50.455	102.7	28.861	108.4	1:45.113	92.19	0.360	10:27:05.811	
27 - D1	26.197	115.5	50.941	103.0	IN PIT		1:50.677	P	87.56	5.924	10:28:56.488

P31 75 GT4S Optimum Motorsport		Aston Martin V8 Vantage GT4													
IDEAL LAP TIME : 1:44.741		BEST LAP TIME : 1:44.836				DIFFERENCE : 0.095									
D1: Mike ROBINSON		D2: Patrik MATTHIESEN													
LAP	SECTOR 1	SECTOR 2	SECTOR 3	LAP TIME	MPH	DIFF	TIME OF DAY								
1 - D1	OUTLAP	116.9	52.334	103.2	39.725	110.0						09:33:57.079			
2 - D1	26.117	118.7	51.765	104.5	29.068	<b>111.1</b>	1:46.950	90.61	2.114			09:35:44.029			
3 - D1	26.065	<b>119.6</b>	50.315	105.1	28.923	110.7	1:45.303	(3) 92.03	0.467			09:37:29.332			
<b>4 - D1</b>	<b>25.835</b>	<b>119.6</b>	50.123	<b>105.5</b>	<b>28.878</b>	110.3	<b>1:44.836</b>	(1) <b>92.44</b>				<b>09:39:14.168</b>			
5 - D1	26.060	119.4	50.227	<b>105.5</b>	IN PIT		1:48.503	P 89.31	3.667			09:41:02.671			
6 - D2	OUTLAP	115.3	51.253	104.8	29.026	109.6	4:57.465	32.57	3:12.629			09:46:00.136			
7 - D2	26.121	118.3	50.454	104.5	29.097	109.8	1:45.672	91.71	0.836			09:47:45.808			
8 - D2	26.285	118.3	50.308	105.0	29.001	110.0	1:45.594	91.77	0.758			09:49:31.402			
9 - D2	26.366	118.5	51.928	104.8	29.029	110.3	1:47.323	90.30	2.487			09:51:18.725			
10 - D2	25.942	117.9	50.277	104.5	29.065	110.3	1:45.284	(2) 92.04	0.448			09:53:04.009			
11 - D2	25.945	119.4	<b>50.028</b>	105.3	IN PIT		1:47.724	P 89.96	2.888			09:54:51.733			
12 - D2	OUTLAP	117.5	50.475	104.5	29.210	110.1	4:21.162	37.10	2:36.326			09:59:12.895			
13 - D2	25.943	119.4	50.797	105.3	29.158	110.3	1:45.898	91.51	1.062			10:00:58.793			
14 - D2	25.962	119.4	50.501	105.0	29.304	110.5	1:45.767	91.62	0.931			10:02:44.560			
15 - D2	25.952	<b>119.6</b>	51.891	105.1	29.075	110.5	1:46.918	90.64	2.082			10:04:31.478			
16 - D2	25.983	<b>119.6</b>	50.667	105.3	IN PIT		1:49.020	P 88.89	4.184			10:06:20.498			
17 - D1	OUTLAP	116.5	51.101	105.3	29.075	110.9	4:00.244	40.33	2:15.408			10:10:20.742			
18 - D1	25.993	119.1	50.376	<b>105.5</b>	29.027	110.5	1:45.396	91.95	0.560			10:12:06.138			
19 - D1	25.983	119.1	50.444	105.3	28.958	<b>111.1</b>	1:45.385	91.96	0.549			10:13:51.523			
20 - D1	26.253	119.1	50.535	<b>105.5</b>	29.348	110.5	1:46.136	91.31	1.300			10:15:37.659			
21 - D1	26.174	118.7	50.436	<b>105.5</b>	29.045	110.1	1:45.655	91.72	0.819			10:17:23.314			
22 - D1	26.211	119.4	50.441	105.3	IN PIT		1:48.541	P 89.28	3.705			10:19:11.855			
23 - D2	OUTLAP	117.7	51.058	104.6	29.307	110.5	3:47.799	42.54	2:02.963			10:22:59.654			
24 - D2	26.111	118.9	51.878	105.1	29.263	110.5	1:47.252	90.36	2.416			10:24:46.906			
25 - D2	26.008	118.7	51.384	105.3	29.165	110.3	1:46.557	90.94	1.721			10:26:33.463			
26 - D2	26.067	119.4	50.569	104.6	29.192	110.0	1:45.828	91.57	0.992			10:28:19.291			
27 - D2	26.288	<b>119.6</b>	50.539	<b>105.5</b>	29.167	110.7	1:45.994	91.43	1.158			10:30:05.285			
28 - D2	26.031	119.4	50.650	105.1	IN PIT		1:49.225	P 88.72	4.389			10:31:54.510			

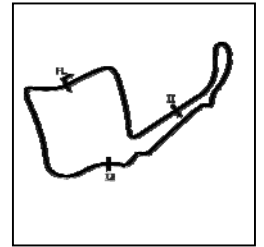
P32 20 GT4PA Balfe Motorsport		McLaren 570S GT4													
IDEAL LAP TIME : 1:44.999		BEST LAP TIME : 1:45.014				DIFFERENCE : 0.015									
D1: Graham JOHNSON		D2: Michael O'BRIEN													
LAP	SECTOR 1	SECTOR 2	SECTOR 3	LAP TIME	MPH	DIFF	TIME OF DAY								
1 - D1	OUTLAP	85.2	1:04.477	86.2	38.292	91.8						09:41:22.332			
2 - D1	31.132	95.4	1:00.480	90.0	32.247	110.5	2:03.859	78.24	18.845			09:43:26.191			
3 - D1	26.653	119.1	50.914	104.2	29.318	111.2	1:46.885	90.67	1.871			09:45:13.076			
4 - D1	26.811	119.4	50.983	103.5	29.212	110.9	1:47.006	90.56	1.992			09:47:00.082			
5 - D1	26.331	119.1	50.941	104.2	29.321	110.5	1:46.593	90.91	1.579			09:48:46.675			
6 - D1	26.415	119.6	51.157	103.5	IN PIT		1:52.065	P 86.47	7.051			09:50:38.740			
7 - D1	OUTLAP	119.6	50.953	104.6	29.381	110.5	4:15.353	37.95	2:30.339			09:54:54.093			
8 - D1	26.201	119.8	50.933	104.6	29.247	111.1	1:46.381	91.09	1.367			09:56:40.474			
9 - D1	26.495	118.5	51.821	104.8	29.416	110.5	1:47.732	89.95	2.718			09:58:28.206			
10 - D1	26.423	118.9	51.135	104.0	29.220	111.2	1:46.778	90.76	1.764			10:00:14.984			
11 - D1	26.323	119.6	51.300	104.8	33.772	111.1	1:51.395	86.99	6.381			10:02:06.379			
12 - D1	26.372	120.0	51.630	104.6	IN PIT		1:51.634	P 86.81	6.620			10:03:58.013			
13 - D2	OUTLAP	108.0	51.856	104.3	29.540	110.3	3:53.153	41.56	2:08.139			10:07:51.166			
14 - D2	26.170	119.4	50.563	104.6	29.097	110.9	1:45.830	91.57	0.816			10:09:36.996			
15 - D2	25.923	120.0	50.262	105.1	29.261	110.9	1:45.446	91.90	0.432			10:11:22.442			
<b>16 - D2</b>	<b>25.876</b>	120.0	<b>50.156</b>	105.0	<b>28.982</b>	110.7	<b>1:45.014</b>	(1) <b>92.28</b>				<b>10:13:07.456</b>			
17 - D2	26.005	120.2	50.372	105.0	29.040	110.9	1:45.417	(3) 91.93	0.403			10:14:52.873			
18 - D2	26.698	119.6	50.707	<b>105.6</b>	29.292	111.6	1:46.697	90.83	1.683			10:16:39.570			

Weather / Track : Sunny / Dry

Oulton Park International  
Circuit Length = 2.6920 miles  
Start: 09:31 Flag 10:31 End: 10:33

# British GT Championship

## FREE PRACTICE 1 - SECTOR ANALYSIS



SECTOR 1 = FL to I1, SECTOR 2 = I1 to I2, SECTOR 3 = I2 to FL, DIFF = Difference To Personal Best Lap, P = Crossed Finish Line in Pit Lane, D = Time Disallowed

19 - D2	26.468	117.9	50.578	105.1	29.181	<b>111.8</b>	1:46.227	91.23	1.213	10:18:25.797
20 - D2	<b>25.861</b>	<b>121.1</b>	50.168	105.0	29.185	110.9	1:45.214 (2)	92.11	0.200	10:20:11.011
21 - D2	27.543	112.4	55.744	105.1	IN PIT		1:57.167 P	82.71	12.153	10:22:08.178
22 - D1	OUTLAP	117.9	52.216	104.2	30.356	110.9	6:00.300	26.89	4:15.286	10:28:08.478
23 - D1	26.852	118.9	51.583	104.6	29.430	111.4	1:47.865	89.84	2.851	10:29:56.343
24 - D1	26.392	119.8	51.128	104.5	29.289	111.1	1:46.809	90.73	1.795	10:31:43.152

### P33 42 GT4S Century Motorsport

### BMW M4 GT4

IDEAL LAP TIME : 1:44.834

BEST LAP TIME : 1:45.064

DIFFERENCE : 0.230

D1: Mark KIMBER

D2: Jacob MATHIASSEN

LAP	SECTOR 1	SECTOR 2	SECTOR 3	LAP TIME	MPH	DIFF	TIME OF DAY
1 - D2	OUTLAP	102.4	54.184	104.2	29.939	110.3	09:34:23.178
2 - D2	26.234	118.7	52.634	101.6	29.205	111.4	09:36:11.251
3 - D2	26.037	120.9	51.119	105.3	29.224	111.6	09:37:57.631
4 - D2	25.964	121.1	50.479	<b>107.2</b>	29.225	112.7	09:39:43.299
<b>5 - D2</b>	<b>26.002</b>	<b>120.4</b>	50.210	106.8	28.852	112.2	<b>09:41:28.363</b>
6 - D2	<b>25.845</b>	<b>122.0</b>	50.596	106.1	29.561	111.1	09:43:14.365
7 - D2	25.976	120.9	50.318	106.8	IN PIT		09:45:04.343
8 - D2	OUTLAP	117.5	51.990	106.3	31.354	111.8	09:51:37.634
9 - D2	26.333	119.8	<b>50.154</b>	<b>107.2</b>	29.069	112.0	09:53:23.190
10 - D2	25.898	121.3	50.404	107.0	<b>28.835</b>	112.4	09:55:08.327
11 - D2	25.972	120.6	51.819	105.8	IN PIT		09:56:59.889
12 - D1	OUTLAP	110.5	57.349	97.8	32.673	111.1	10:01:22.554
13 - D1	26.934	119.4	51.226	106.1	29.150	112.0	10:03:09.864
14 - D1	26.082	120.6	50.727	105.6	29.093	112.0	10:04:55.766
15 - D1	26.072	121.3	50.445	106.5	29.067	112.0	10:06:41.350
16 - D1	25.992	120.6	51.708	106.6	29.469	110.3	10:08:28.519
17 - D1	26.128	121.1	50.540	106.3	29.173	112.9	10:10:14.360
18 - D1	26.261	120.9	51.785	106.6	IN PIT		10:12:05.545
19 - D1	OUTLAP	114.5	51.707	106.1	29.171	112.2	10:19:27.456
20 - D1	26.256	119.6	51.207	106.3	29.186	112.4	10:21:14.105
21 - D1	26.082	121.1	52.449	74.0	32.026	112.4	10:23:04.662
22 - D1	26.208	120.6	50.619	106.5	29.500	112.2	10:24:50.989
23 - D1	26.194	120.9	50.529	106.8	28.877	112.5	10:26:36.589
24 - D1	26.190	120.4	50.669	106.8	29.227	<b>113.1</b>	10:28:22.675
25 - D1	26.067	121.1	50.568	106.5	IN PIT		10:30:12.366

### P34 35 GT4S Optimum Motorsport

### Aston Martin V8 Vantage GT4

IDEAL LAP TIME : 1:44.917

BEST LAP TIME : 1:45.163

DIFFERENCE : 0.246

D1: Connor O'BRIEN

D2: Jack BUTEL

LAP	SECTOR 1	SECTOR 2	SECTOR 3	LAP TIME	MPH	DIFF	TIME OF DAY
1 - D1	OUTLAP	116.1	52.574	104.6	IN PIT		09:33:56.528
2 - D2	OUTLAP	118.5	50.427	105.1	29.035	111.2	09:37:56.309
3 - D2	26.432	119.4	50.237	<b>106.0</b>	29.096	<b>111.8</b>	09:39:42.074
<b>4 - D2</b>	26.072	118.9	<b>50.102</b>	<b>106.0</b>	28.989	111.4	<b>09:41:27.237</b>
5 - D2	26.026	118.5	50.681	103.4	IN PIT		09:43:15.865
6 - D2	OUTLAP	98.3	53.270	104.3	29.496	110.5	09:46:52.150
7 - D2	26.354	118.7	51.241	105.0	29.245	110.5	09:48:38.990
8 - D2	26.442	118.7	51.230	104.3	29.597	110.9	09:50:26.259
9 - D2	26.302	118.3	50.896	105.1	29.151	110.9	09:52:12.608
10 - D2	26.372	118.9	50.750	104.5	29.389	110.3	09:53:59.119
11 - D2	26.184	117.1	50.471	105.1	29.608	111.4	09:55:45.382
12 - D2	26.084	119.4	50.607	105.6	29.282	111.1	09:57:31.355
13 - D2	26.031	119.1	50.715	104.6	IN PIT		09:59:21.774
14 - D1	OUTLAP	118.1	53.019	105.0	29.435	110.9	10:02:53.831
15 - D1	25.981	119.6	50.985	105.3	29.121	111.6	10:04:39.918
16 - D1	26.041	119.4	50.772	105.6	29.055	111.6	10:06:25.786
17 - D1	26.878	116.7	50.739	104.6	IN PIT		10:08:15.846
18 - D1	OUTLAP	90.3	52.008	104.6	29.616	110.7	10:13:41.339
19 - D1	26.113	118.7	50.820	104.6	29.248	110.9	10:15:27.520
20 - D1	26.045	119.1	50.526	105.8	<b>28.960</b>	111.2	10:17:13.051
21 - D1	25.884	<b>119.8</b>	51.963	105.5	IN PIT		10:19:02.376
22 - D1	OUTLAP	118.5	50.836	105.0	29.342	111.1	10:23:51.524

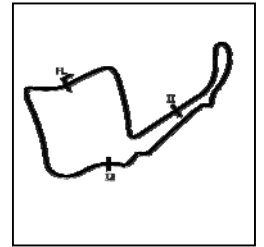
Weather / Track : Sunny / Dry

Oulton Park International  
Circuit Length = 2.6920 miles  
Start: 09:31 Flag 10:31 End: 10:33



# British GT Championship

## FREE PRACTICE 1 - SECTOR ANALYSIS



SECTOR 1 = FL to I1, SECTOR 2 = I1 to I2, SECTOR 3 = I2 to FL, DIFF = Difference To Personal Best Lap, P = Crossed Finish Line in Pit Lane, D = Time Disallowed

23 - D1	26.067	118.5	51.425	103.5	30.954	111.4	1:48.446	89.36	3.283	10:25:39.970
24 - D1	27.206	104.3	51.873	104.5	29.159	111.4	1:48.238	89.53	3.075	10:27:28.208
25 - D1	26.216	119.1	50.600	105.8	29.235	111.4	1:46.051	91.38	0.888	10:29:14.259
26 - D1	<b>25.855</b>	<b>119.8</b>	50.397	104.6	29.047	<b>111.8</b>	1:45.299 (2)	92.03	0.136	10:30:59.558
27 - D1	26.007	118.1	50.515	105.6	IN PIT		1:50.160 P	87.97	4.997	10:32:49.718

### P35 23 GT4S RACE Performance

Ford Mustang GT4

IDEAL LAP TIME : 1:45.228

BEST LAP TIME : 1:45.486

DIFFERENCE : 0.258

D1: Sam SMELT

D2: Arón TAYLOR-SMITH

LAP	SECTOR 1	SECTOR 2	SECTOR 3	LAP TIME	MPH	DIFF	TIME OF DAY			
1 - D1	OUTLAP	92.8	53.798	105.3	29.313	112.7	09:45:38.278			
2 - D1	26.185	120.0	50.717	106.8	29.004	111.8	1:45.906	91.50	0.420	09:47:24.184
3 - D1	<b>25.917</b>	121.5	50.896	105.5	29.046	112.9	1:45.859	91.54	0.373	09:49:10.043
4 - D1	26.426	117.1	50.852	106.8	IN PIT		1:50.898 P	87.38	5.412	09:51:00.941
5 - D1	OUTLAP	119.1	50.868	107.3	29.082	111.4	3:41.787	43.69	1:56.301	09:54:42.728
6 - D1	26.066	121.1	51.036	105.8	29.027	113.1	1:46.129	91.31	0.643	09:56:28.857
7 - D1	25.990	121.5	50.664	106.3	IN PIT		1:50.534 P	87.67	5.048	09:58:19.391
8 - D1	OUTLAP	119.1	54.425	104.8	29.421	112.0	5:35.624	28.87	3:50.138	10:03:55.015
9 - D1	25.997	122.0	50.763	106.0	29.056	112.4	1:45.816	91.58	0.330	10:05:40.831
10 - D1	26.233	120.0	50.715	106.3	29.030	112.2	1:45.978	91.44	0.492	10:07:26.809
11 - D1	26.072	120.9	50.477	106.1	29.055	112.7	1:45.604 (3)	91.77	0.118	10:09:12.413
12 - D1	26.227	119.8	50.939	105.8	IN PIT		1:50.267 P	87.88	4.781	10:11:02.680
13 - D2	OUTLAP	120.2	52.053	107.0	29.241	<b>113.7</b>	3:25.187	47.23	1:39.701	10:14:27.867
14 - D2	26.246	121.1	52.276	<b>107.8</b>	29.084	112.9	1:47.606	90.06	2.120	10:16:15.473
15 - D2	26.135	<b>122.2</b>	50.546	107.5	<b>28.908</b>	113.1	1:45.589 (2)	91.78	0.103	10:18:01.062
<b>16 - D2</b>	26.034	121.3	<b>50.403</b>	107.2	29.049	113.5	<b>1:45.486 (1)</b>	<b>91.87</b>		<b>10:19:46.548</b>
17 - D2	26.438	121.5	50.505	107.0	IN PIT		1:50.730 P	87.52	5.244	10:21:37.278

# British GT Championship

## FREE PRACTICE 1 - DRIVER STATISTICS

POS	NO	CL	PIC	TEAM / DRIVERS	CAR	LAPS	RACE TIME	%	BEST	ON	MPH
1	6	GT3PA	1	RAM Racing Ian LOGGIE (GBR) Callum MACLEOD (GBR)	Mercedes-AMG GT3	31	<b>59:37.842</b>				
						30	54:25.905	91.28	1:34.197	6	102.88
						0	0.000	0.00		0	
2	2	GT3PA	2	TF Sport Mark FARMER (GBR) Nicki THIIM (DNK)	Aston Martin V8 Vantage GT3	28	<b>58:25.221</b>				
						27	50:02.549	85.66	1:34.297	3	102.77
						0	0.000	0.00		0	
3	8	GT3PA	3	Team ABBA Racing Richard NEARY (GBR) Adam CHRISTODOULOU (GBR)	Mercedes-AMG GT3	30	<b>57:48.411</b>				
						22	43:53.410	75.93	1:35.512	3	101.46
						7	12:36.042	21.80	1:34.744	25	102.28
4	69	GT3PA	4	Barwell Motorsport Sam DE HAAN (GBR) Jonny COCKER (GBR)	Lamborghini Huracan GT3 EVO	31	<b>56:30.223</b>				
						30	52:17.783	92.55	1:34.773	4	102.25
						0	0.000	0.00		0	
5	72	GT3PA	5	Barwell Motorsport Adam BALON (GBR) Phil KEEN (GBR)	Lamborghini Huracan GT3 EVO	24	<b>56:07.320</b>				
						8	18:14.488	32.50	1:36.072	2	100.87
						15	27:11.403	48.45	1:34.830	8	102.19
6	3	GT3PA	6	Century Motorsport Dominic PAUL (GBR) Ben GREEN (GBR)	BMW M6 GT3	21	<b>42:46.179</b>				
						20	37:28.727	87.63	1:34.998	5	102.01
						0	0.000	0.00		0	
7	31	GT3PA	7	JRM Racing Rick PARFITT JNR (GBR) Seb MORRIS (GBR)	Bentley Continental GT3	26	<b>1:00:38.453</b>				
						25	47:50.699	78.90	1:35.024	4	101.98
						0	0.000	0.00		0	
8	47	GT3PA	8	TF Sport Graham DAVIDSON (GBR) Jonny ADAM (GBR)	Aston Martin V8 Vantage GT3	24	<b>59:41.267</b>				
						23	43:32.319	72.94	1:35.026	4	101.98
						0	0.000	0.00		0	
9	22	GT3PA	9	Balfe Motorsport Shaun BALFE (GBR) Rob BELL (GBR)	McLaren 720S GT3	12	<b>28:30.507</b>				
						11	24:35.967	86.29	1:35.256	4	101.73
						0	0.000	0.00		0	
10	99	GT3PA	10	Beechdean AMR Andrew HOWARD (GBR) Marco SØRENSEN (GBR)	Aston Martin V8 Vantage GT3	30	<b>59:22.993</b>				
						29	52:13.196	87.94	1:35.285	4	101.70
						0	0.000	0.00		0	
11	7	GT3S	1	Team Parker Racing Glynn GEDDIE (GBR) Ryan RATCLIFFE (GBR)	Bentley Continental GT3	27	<b>54:59.421</b>				
						14	27:13.367	49.50	1:35.388	4	101.59
						12	22:36.949	41.13	1:36.011	10	100.93
12	9	GT3PA	11	Century Motorsport Adrian WILLMOTT (GBR) Jack MITCHELL (GBR)	BMW M6 GT3	26	<b>59:21.458</b>				
						16	33:12.590	55.95	1:35.504	4	101.47
						9	14:56.821	25.18	1:36.322	20	100.61
13	96	GT3S	2	Optimum Motorsport Oliver WILKINSON (GBR) Bradley ELLIS (GBR)	Aston Martin V8 Vantage GT3	33	<b>58:44.312</b>				
						29	52:21.972	89.15	1:36.068	4	100.87
						3	5:01.979	8.57	1:36.875	32	100.03
14	18	GTCPA	1	WPI Motorsport Michael IGOE (GBR) Adam WILCOX (GBR)	Porsche 911 GT3 Cup	19	<b>44:28.969</b>				
						18	36:58.137	83.11	1:38.908	5	97.98
						0	0.000	0.00		0	
15	62	GT4S	1	Academy Motorsport Alex TOTH-JONES (GBR) Will MOORE (GBR)	Aston Martin V8 Vantage GT4	12	<b>27:43.471</b>				
						5	14:47.828	53.37	1:43.911	2	93.26
						6	12:55.643	46.63	1:44.509	8	92.73
16	66	GT4PA	1	Team Parker Racing Nick JONES (GBR) Scott MALVERN (GBR)	Mercedes-AMG GT4	23	<b>59:19.061</b>				
						11	27:04.263	45.64	1:45.338	4	92.00
						11	22:44.802	38.35	1:43.980	8	93.20
17	43	GT4S	2	Century Motorsport Angus FENDER (GBR) Andrew GORDON-COLEBROOKE (GBR)	BMW M4 GT4	27	<b>55:45.992</b>				
						13	27:52.124	49.97	1:44.023	4	93.16
						13	25:22.258	45.49	1:45.565	15	91.80
18	44	GT4PA	2	Invictus Games Racing Steve MCCULLEY (GBR) Matthew GEORGE (GBR)	Jaguar F-TYPE SVR GT4	27	<b>1:00:06.704</b>				
						23	47:18.492	78.70	1:44.044	5	93.14
						3	5:22.305	8.94	1:44.970	27	92.32
19	57	GT4S	3	HHC Motorsport Callum POINTON (GBR) Dean MACDONALD (GBR)	McLaren 570S GT4	27	<b>52:51.355</b>				
						15	32:56.688	62.33	1:44.062	3	93.13
						11	19:54.667	37.67	1:44.697	18	92.56

Oulton Park International  
Circuit Length = 2.6920 miles  
Start: 09:31 Flag 10:31 End: 10:33

Weather / Track : Sunny / Dry

# British GT Championship

## FREE PRACTICE 1 - DRIVER STATISTICS

POS	NO	CL	PIC	TEAM / DRIVERS	CAR	LAPS	RACE TIME	%	BEST	ON	MPH
20	97	GT4S	4	TF Sport Tom CANNING (GBR) Ashley HAND (GBR)	Aston Martin V8 Vantage GT4	32	<b>59:11.514</b>				
						31	59:11.514	100.00	1:44.117	23	93.08
						0	0.000	0.00		0	
21	15	GT4S	5	Multimatic Motorsports Scott MAXWELL (CAN) Seb PRIAULX (GBR)	Ford Mustang GT4	3	<b>5:33.025</b>				
						2	5:33.025	100.00	1:44.142	2	93.05
						0	0.000	0.00		0	
22	58	GT4S	6	HHC Motorsport Tom JACKSON (GBR) Luke WILLIAMS (GBR)	McLaren 570S GT4	31	<b>59:21.536</b>				
						20	41:50.448	70.49	1:44.260	4	92.95
						10	17:31.088	29.51	1:44.488	31	92.75
23	77	GT4PA	3	Fox Motorsport Mark MURFITT (GBR) Michael BROADHURST (GBR)	Mercedes-AMG GT4	28	<b>59:25.486</b>				
						27	56:22.841	94.88	1:44.282	2	92.93
						0	0.000	0.00		0	
24	95	GT4S	7	TF Sport Patrick KIBBLE (GBR) Josh PRICE (GBR)	Aston Martin V8 Vantage GT4	31	<b>1:01:06.189</b>				
						20	41:36.518	68.10	1:44.323	2	92.89
						10	17:46.551	29.09	1:45.174	30	92.14
25	11	GT4PA	4	Beechdean AMR Kelvin FLETCHER (GBR) Martin PLOWMAN (GBR)	Aston Martin V8 Vantage GT4	27	<b>56:59.073</b>				
						11	23:43.924	41.65	1:44.482	4	92.75
						15	26:30.444	46.52	1:44.332	25	92.88
26	61	GT4S	8	Academy Motorsport Micah STANLEY (GBR) Ben HURST (GBR)	Aston Martin V8 Vantage GT4	18	<b>36:25.769</b>				
						8	18:14.713	50.08	1:44.435	3	92.79
						9	18:11.056	49.92	1:45.137	13	92.17
27	19	GT4S	9	Multimatic Motorsports Chad MCCUMBEE (USA) Jade BUFORD (USA)	Ford Mustang GT4	5	<b>8:59.753</b>				
						4	8:59.753	100.00	1:44.547	2	92.69
						0	0.000	0.00		0	
28	5	GT4S	10	Tolman Motorsport Jordan COLLARD (GBR) Lewis PROCTOR (GBR)	McLaren 570S GT4	30	<b>1:00:21.691</b>				
						14	31:08.361	51.59	1:44.612	5	92.64
						15	29:13.330	48.41	1:45.186	21	92.13
29	4	GT4S	11	Tolman Motorsport James DORLIN (GBR) Josh SMITH (GBR)	McLaren 570S GT4	28	<b>58:14.063</b>				
						14	29:25.160	50.52	1:44.703	3	92.55
						13	24:23.377	41.88	1:45.412	17	91.93
30	32	GT4PA	5	Track Focused Mike MCCOLLUM (GBR) Sean COOPER (GBR)	KTM X-Bow GT4	27	<b>53:37.587</b>				
						26	50:21.131	93.89	1:44.753	6	92.51
						0	0.000	0.00		0	
31	75	GT4S	12	Optimum Motorsport Mike ROBINSON (GBR) Patrik MATTHIESEN (GBR)	Aston Martin V8 Vantage GT4	28	<b>59:56.193</b>				
						10	24:53.214	41.52	1:44.836	4	92.44
						17	32:25.956	54.11	1:45.284	10	92.04
32	20	GT4PA	6	Balfe Motorsport Graham JOHNSON (GBR) Michael O'BRIEN (GBR)	McLaren 570S GT4	24	<b>52:35.791</b>				
						14	29:50.130	56.73	1:46.381	8	91.09
						9	20:16.380	38.54	1:45.014	16	92.28
33	42	GT4S	13	Century Motorsport Mark KIMBER (GBR) Jacob MATHIASSEN (DNK)	BMW M4 GT4	25	<b>57:43.292</b>				
						24	47:25.779	82.17	1:45.064	5	92.24
						0	0.000	0.00		0	
34	35	GT4S	14	Optimum Motorsport Connor O'BRIEN (IRL) Jack BUTEL (GBR)	Aston Martin V8 Vantage GT4	27	<b>1:00:44.522</b>				
						14	29:02.432	47.81	1:45.299	26	92.03
						12	23:13.464	38.23	1:45.163	4	92.15
35	23	GT4S	15	RACE Performance Sam SMELT (GBR) Arón TAYLOR-SMITH (IRL)	Ford Mustang GT4	17	<b>37:50.938</b>				
						11	23:13.313	61.35	1:45.604	11	91.77
						5	8:56.091	23.61	1:45.486	16	91.87

Weather / Track : Sunny / Dry

Oulton Park International  
Circuit Length = 2.6920 miles  
Start: 09:31 Flag 10:31 End: 10:33

# British GT Championship

## FREE PRACTICE 1 - PIT STOP ANALYSIS

STOP	IN TIME	DRIVER IN	STINT TIME	STOP TIME	TOTAL STOP TIME	OUT TIME	DRIVER OUT
1 -	09:37:49.053	Callum MACLEOD	6:39.055	2:48.409	2:48.409	09:40:37.462	Callum MACLEOD
2 -	09:45:27.620	Callum MACLEOD	4:50.158	3:18.633	6:07.042	09:48:46.253	Ian LOGGIE
3 -	10:24:57.387	Ian LOGGIE	36:11.134	1:13.310	7:20.352	10:26:10.697	Ian LOGGIE
4 -	10:27:52.671	Ian LOGGIE	1:41.974	1:10.218	8:30.570	10:29:02.889	Ian LOGGIE
5 -	10:30:47.840	Ian LOGGIE					

STOP	IN TIME	DRIVER IN	STINT TIME	STOP TIME	TOTAL STOP TIME	OUT TIME	DRIVER OUT
1 -	09:38:01.708	Nicki THIIM	6:38.784	4:31.976	4:31.976	09:42:33.684	Nicki THIIM
2 -	09:48:57.407	Nicki THIIM	6:23.723	3:50.910	8:22.886	09:52:48.317	Mark FARMER
3 -	10:06:12.659	Mark FARMER	13:24.342	3:50.696	12:13.582	10:10:03.355	Mark FARMER
4 -	10:29:48.145	Mark FARMER					

STOP	IN TIME	DRIVER IN	STINT TIME	STOP TIME	TOTAL STOP TIME	OUT TIME	DRIVER OUT
1 -	09:41:03.630	Adam CHRISTODOULOU	8:16.875	2:00.218	2:00.218	09:43:03.848	Richard NEARY
2 -	09:53:11.765	Richard NEARY	10:07.917	1:18.959	3:19.177	09:54:30.724	Richard NEARY
3 -	10:07:55.740	Richard NEARY	13:25.016	3:23.098	6:42.275	10:11:18.838	Adam CHRISTODOULOU
4 -	10:22:30.538	Adam CHRISTODOULOU	11:11.700	1:24.342	8:06.617	10:23:54.880	Richard NEARY
5 -	10:30:35.166	Richard NEARY					

STOP	IN TIME	DRIVER IN	STINT TIME	STOP TIME	TOTAL STOP TIME	OUT TIME	DRIVER OUT
1 -	09:39:18.014	Jonny COCKER	7:49.681	1:26.621	1:26.621	09:40:44.635	Jonny COCKER
2 -	09:47:09.255	Jonny COCKER	6:24.620	1:43.088	3:09.709	09:48:52.343	Sam DE HAAN
3 -	10:10:29.810	Sam DE HAAN	21:37.467	2:45.819	5:55.528	10:13:15.629	Sam DE HAAN
4 -	10:27:58.556	Sam DE HAAN					

STOP	IN TIME	DRIVER IN	STINT TIME	STOP TIME	TOTAL STOP TIME	OUT TIME	DRIVER OUT
1 -	09:42:54.665	Adam BALON	8:28.243	1:46.420	1:46.420	09:44:41.085	Phil KEEN
2 -	09:52:40.953	Phil KEEN	7:59.868	1:12.179	2:58.599	09:53:53.132	Phil KEEN
3 -	09:55:36.580	Phil KEEN	1:43.448	1:09.229	4:07.828	09:56:45.809	Phil KEEN
4 -	09:58:30.074	Phil KEEN	1:44.265	1:11.995	5:19.823	09:59:42.069	Phil KEEN
5 -	10:01:23.694	Phil KEEN	1:41.625	1:10.492	6:30.315	10:02:34.186	Phil KEEN
6 -	10:04:12.340	Phil KEEN	1:38.154	1:16.997	7:47.312	10:05:29.337	Phil KEEN
7 -	10:07:10.513	Phil KEEN	1:41.176	1:09.869	8:57.181	10:08:20.382	Phil KEEN
8 -	10:10:01.727	Phil KEEN	1:41.345	1:10.351	10:07.532	10:11:12.078	Phil KEEN
9 -	10:12:50.446	Phil KEEN	1:38.368	1:10.086	11:17.618	10:14:00.532	Phil KEEN
10 -	10:15:42.422	Phil KEEN	1:41.890	1:10.231	12:27.849	10:16:52.653	Phil KEEN
11 -	10:18:32.546	Phil KEEN	1:39.893	1:11.547	13:39.396	10:19:44.093	Adam BALON
12 -	10:21:25.444	Adam BALON	1:41.351	1:10.134	14:49.530	10:22:35.578	Phil KEEN
13 -	10:24:14.641	Phil KEEN	1:39.063	1:10.761	16:00.291	10:25:25.402	Adam BALON
14 -	10:30:33.742	Adam BALON					

STOP	IN TIME	DRIVER IN	STINT TIME	STOP TIME	TOTAL STOP TIME	OUT TIME	DRIVER OUT
1 -	09:35:35.864	Ben GREEN	4:03.182	1.530	1.530	09:35:37.394	Ben GREEN

Weather / Track : Sunny / Dry

Oulton Park International  
Circuit Length = 2.6920 miles  
Start: 09:31 Flag 10:31 End: 10:33

# British GT Championship

## FREE PRACTICE 1 - PIT STOP ANALYSIS

2 -	09:43:23.282	Ben GREEN	7:45.888	1.528	3.058	09:43:24.810	Ben GREEN
3 -	09:50:36.341	Ben GREEN	7:11.531	1.527	4.585	09:50:37.868	Ben GREEN
4 -	09:57:24.370	Ben GREEN	6:46.502	1.529	6.114	09:57:25.899	Ben GREEN
5 -	10:14:18.861	Dominic PAUL					

P7		31 GT3PA		JRM Racing		Bentley Continental GT3	
D1: Rick PARFITT JNR		Total Stint: 25 Laps - 47:50.699 (78.9%)				Best Lap: 1:35.024 On Lap 4 @ 101.98 mph	
D2: Seb MORRIS		Total Stint: 0 Laps					
STOP	IN TIME	DRIVER IN	STINT TIME	STOP TIME	TOTAL STOP TIME	OUT TIME	DRIVER OUT
1 -	09:39:39.063	Seb MORRIS	8:09.738	1:55.805	1:55.805	09:41:34.868	Seb MORRIS
2 -	09:46:26.927	Seb MORRIS	4:52.059	5:10.706	7:06.511	09:51:37.633	Rick PARFITT JNR
3 -	10:01:35.666	Rick PARFITT JNR	9:58.033	3:46.354	10:52.865	10:05:22.020	Rick PARFITT JNR
4 -	10:11:52.683	Rick PARFITT JNR	6:30.663	7:05.595	17:58.460	10:18:58.278	Rick PARFITT JNR
5 -	10:32:07.778	Rick PARFITT JNR					

P8		47 GT3PA		TF Sport		Aston Martin V8 Vantage GT3	
D1: Graham DAVIDSON		Total Stint: 23 Laps - 43:32.319 (72.94%)				Best Lap: 1:35.026 On Lap 4 @ 101.98 mph	
D2: Jonny ADAM		Total Stint: 0 Laps					
STOP	IN TIME	DRIVER IN	STINT TIME	STOP TIME	TOTAL STOP TIME	OUT TIME	DRIVER OUT
1 -	09:39:51.337	Jonny ADAM	8:19.505	4:38.013	4:38.013	09:44:29.350	Jonny ADAM
2 -	09:51:06.078	Jonny ADAM	6:36.728	3:38.200	8:16.213	09:54:44.278	Graham DAVIDSON
3 -	10:04:45.594	Graham DAVIDSON	10:01.316	11:30.935	19:47.148	10:16:16.529	Graham DAVIDSON
-	Finish	Graham DAVIDSON	14:56.570				

P9		22 GT3PA		Balfe Motorsport		McLaren 720S GT3	
D1: Shaun BALFE		Total Stint: 11 Laps - 24:35.967 (86.29%)				Best Lap: 1:35.256 On Lap 4 @ 101.73 mph	
D2: Rob BELL		Total Stint: 0 Laps					
STOP	IN TIME	DRIVER IN	STINT TIME	STOP TIME	TOTAL STOP TIME	OUT TIME	DRIVER OUT
1 -	09:33:19.813	Rob BELL	1:59.076	3:54.540	3:54.540	09:37:14.353	Rob BELL
2 -	09:46:55.785	Rob BELL	9:41.432	4:02.370	7:56.910	09:50:58.155	Shaun BALFE
3 -	09:59:51.244	Shaun BALFE					

P10		99 GT3PA		Beechdean AMR		Aston Martin V8 Vantage GT3	
D1: Andrew HOWARD		Total Stint: 29 Laps - 52:13.196 (87.94%)				Best Lap: 1:35.285 On Lap 4 @ 101.70 mph	
D2: Marco SØRENSEN		Total Stint: 0 Laps					
STOP	IN TIME	DRIVER IN	STINT TIME	STOP TIME	TOTAL STOP TIME	OUT TIME	DRIVER OUT
1 -	09:44:23.363	Marco SØRENSEN	11:29.968	3:30.765	3:30.765	09:47:54.128	Marco SØRENSEN
2 -	09:54:27.157	Marco SØRENSEN	6:33.029	3:39.032	7:09.797	09:58:06.189	Marco SØRENSEN
3 -	10:06:22.610	Marco SØRENSEN	8:16.421	2:29.082	9:38.879	10:08:51.692	Andrew HOWARD
-	Finish	Andrew HOWARD	23:24.696				

P11		7 GT3S		Team Parker Racing		Bentley Continental GT3	
D1: Glynn GEDDIE		Total Stint: 14 Laps - 27:13.367 (49.5%)				Best Lap: 1:35.388 On Lap 4 @ 101.59 mph	
D2: Ryan RATCLIFFE		Total Stint: 12 Laps - 22:36.949 (41.13%)				Best Lap: 1:36.011 On Lap 10 @ 100.93 mph	
STOP	IN TIME	DRIVER IN	STINT TIME	STOP TIME	TOTAL STOP TIME	OUT TIME	DRIVER OUT
1 -	09:41:22.575	Glynn GEDDIE	9:58.051	2:30.046	2:30.046	09:43:52.621	Ryan RATCLIFFE
2 -	09:51:59.338	Ryan RATCLIFFE	8:06.717	2:30.324	5:00.370	09:54:29.662	Ryan RATCLIFFE
3 -	09:57:46.926	Ryan RATCLIFFE	3:17.264	2:38.781	7:39.151	10:00:25.707	Ryan RATCLIFFE
4 -	10:08:50.835	Ryan RATCLIFFE	8:25.128	2:47.840	10:26.991	10:11:38.675	Glynn GEDDIE
5 -	10:26:23.945	Glynn GEDDIE					

P12		9 GT3PA		Century Motorsport		BMW M6 GT3	
D1: Adrian WILLMOTT		Total Stint: 16 Laps - 33:12.590 (55.95%)				Best Lap: 1:35.504 On Lap 4 @ 101.47 mph	
D2: Jack MITCHELL		Total Stint: 9 Laps - 14:56.821 (25.18%)				Best Lap: 1:36.322 On Lap 20 @ 100.61 mph	
STOP	IN TIME	DRIVER IN	STINT TIME	STOP TIME	TOTAL STOP TIME	OUT TIME	DRIVER OUT
1 -	09:34:55.492	Jack MITCHELL	2:07.542	1.522	1.522	09:34:57.014	Jack MITCHELL
2 -	09:46:14.843	Jack MITCHELL	11:17.829	1.526	3.048	09:46:16.369	Jack MITCHELL
3 -	09:56:12.233	Jack MITCHELL	9:55.864	2:22.624	2:25.672	09:58:34.857	Adrian WILLMOTT
4 -	10:01:59.623	Adrian WILLMOTT	3:24.766	2:51.230	5:16.902	10:04:50.853	Adrian WILLMOTT
5 -	10:11:27.744	Adrian WILLMOTT	6:36.891	2:01.498	7:18.400	10:13:29.242	Jack MITCHELL
6 -	10:21:40.798	Jack MITCHELL	8:11.556	2:25.639	9:44.039	10:24:06.437	Jack MITCHELL

Weather / Track : Sunny / Dry

Oulton Park International  
Circuit Length = 2.6920 miles  
Start: 09:31 Flag 10:31 End: 10:33

# British GT Championship

## FREE PRACTICE 1 - PIT STOP ANALYSIS

7 - 10:28:59.884 Jack MITCHELL 4:53.447 1:17.706 11:01.745 10:30:17.590 Jack MITCHELL  
 - Finish Jack MITCHELL 1:51.818

<b>P13 96 GT3S</b>		<b>Optimum Motorsport</b>		<b>Aston Martin V8 Vantage GT3</b>			
D1: Oliver WILKINSON		Total Stint: 29 Laps - 52:21.972 (89.15%)		Best Lap: 1:36.068 On Lap 4 @ 100.87 mph			
D2: Bradley ELLIS		Total Stint: 3 Laps - 5:01.979 (8.57%)		Best Lap: 1:36.875 On Lap 32 @ 100.03 mph			
STOP	IN TIME	DRIVER IN	STINT TIME	STOP TIME	TOTAL STOP TIME	OUT TIME	DRIVER OUT
1 -	09:39:42.662	Bradley ELLIS	8:17.043	1:47.109	1:47.109	09:41:29.771	Oliver WILKINSON
2 -	09:46:23.389	Oliver WILKINSON	4:53.618	1:20.361	3:07.470	09:47:43.750	Oliver WILKINSON
3 -	10:23:54.057	Oliver WILKINSON	36:10.307	1:13.895	4:21.365	10:25:07.952	Bradley ELLIS
4 -	10:30:09.931	Bradley ELLIS					

<b>P14 18 GTCPA</b>		<b>WPI Motorsport</b>		<b>Porsche 911 GT3 Cup</b>			
D1: Michael IGOE		Total Stint: 18 Laps - 36:58.137 (83.11%)		Best Lap: 1:38.908 On Lap 5 @ 97.98 mph			
D2: Adam WILCOX		Total Stint: 0 Laps					
STOP	IN TIME	DRIVER IN	STINT TIME	STOP TIME	TOTAL STOP TIME	OUT TIME	DRIVER OUT
1 -	09:42:01.365	Adam WILCOX	10:33.261	19.428	19.428	09:42:20.793	Adam WILCOX
2 -	09:44:13.647	Adam WILCOX	1:52.854	4:07.415	4:26.843	09:48:21.062	Michael IGOE
3 -	09:58:29.115	Michael IGOE	10:08.053	19.275	4:46.118	09:58:48.390	Michael IGOE
4 -	10:00:32.157	Michael IGOE	1:43.767	6:52.129	11:38.247	10:07:24.286	Michael IGOE
5 -	10:15:57.073	Michael IGOE					

<b>P15 62 GT4S</b>		<b>Academy Motorsport</b>		<b>Aston Martin V8 Vantage GT4</b>			
D1: Alex TOTH-JONES		Total Stint: 5 Laps - 14:47.828 (53.37%)		Best Lap: 1:43.911 On Lap 2 @ 93.26 mph			
D2: Will MOORE		Total Stint: 6 Laps - 12:55.643 (46.63%)		Best Lap: 1:44.509 On Lap 8 @ 92.73 mph			
STOP	IN TIME	DRIVER IN	STINT TIME	STOP TIME	TOTAL STOP TIME	OUT TIME	DRIVER OUT
1 -	09:46:01.939	Alex TOTH-JONES	7:09.645	2:03.672	2:03.672	09:48:05.611	Will MOORE
2 -	09:57:01.266	Will MOORE	8:55.655	2:01.598	4:05.270	09:59:02.864	Alex TOTH-JONES
3 -	10:02:35.954	Alex TOTH-JONES	3:33.090	2:01.421	6:06.691	10:04:37.375	Will MOORE
4 -	10:06:35.765	Will MOORE					

<b>P16 66 GT4PA</b>		<b>Team Parker Racing</b>		<b>Mercedes-AMG GT4</b>			
D1: Nick JONES		Total Stint: 11 Laps - 27:04.263 (45.64%)		Best Lap: 1:45.338 On Lap 4 @ 92.00 mph			
D2: Scott MALVERN		Total Stint: 11 Laps - 22:44.802 (38.35%)		Best Lap: 1:43.980 On Lap 8 @ 93.20 mph			
STOP	IN TIME	DRIVER IN	STINT TIME	STOP TIME	TOTAL STOP TIME	OUT TIME	DRIVER OUT
1 -	09:42:23.979	Nick JONES	8:54.813	5:00.588	5:00.588	09:47:24.567	Scott MALVERN
2 -	09:54:25.703	Scott MALVERN	7:01.136	5:10.949	10:11.537	09:59:36.652	Scott MALVERN
3 -	10:06:37.506	Scott MALVERN	7:00.854	4:19.047	14:30.584	10:10:56.553	Scott MALVERN
4 -	10:16:16.809	Scott MALVERN	5:20.256	3:22.556	17:53.140	10:19:39.365	Nick JONES
5 -	10:32:48.227	Nick JONES					

<b>P17 43 GT4S</b>		<b>Century Motorsport</b>		<b>BMW M4 GT4</b>			
D1: Angus FENDER		Total Stint: 13 Laps - 27:52.124 (49.97%)		Best Lap: 1:44.023 On Lap 4 @ 93.16 mph			
D2: Andrew GORDON-COLEBROC		Total Stint: 13 Laps - 25:22.258 (45.49%)		Best Lap: 1:45.565 On Lap 15 @ 91.80 mph			
STOP	IN TIME	DRIVER IN	STINT TIME	STOP TIME	TOTAL STOP TIME	OUT TIME	DRIVER OUT
1 -	09:46:03.945	Angus FENDER	10:33.194	1.726	1.726	09:46:05.671	Angus FENDER
2 -	10:01:46.015	Andrew GORDON-COLE	15:40.344	2:31.610	2:33.336	10:04:17.625	Andrew GORDON-COLEBROOKE
3 -	10:14:59.965	Andrew GORDON-COLE	10:42.340	2:11.799	4:45.135	10:17:11.764	Angus FENDER
4 -	10:31:16.743	Angus FENDER					

<b>P18 44 GT4PA</b>		<b>Invictus Games Racing</b>		<b>Jaguar F-TYPE SVR GT4</b>			
D1: Steve MCCULLEY		Total Stint: 23 Laps - 47:18.492 (78.7%)		Best Lap: 1:44.044 On Lap 5 @ 93.14 mph			
D2: Matthew GEORGE		Total Stint: 3 Laps - 5:22.305 (8.94%)		Best Lap: 1:44.970 On Lap 27 @ 92.32 mph			
STOP	IN TIME	DRIVER IN	STINT TIME	STOP TIME	TOTAL STOP TIME	OUT TIME	DRIVER OUT
1 -	09:37:13.364	Matthew GEORGE	5:35.275	2:06.795	2:06.795	09:39:20.159	Matthew GEORGE
2 -	09:49:54.089	Matthew GEORGE	10:33.930	1:40.162	3:46.957	09:51:34.251	Steve MCCULLEY
3 -	10:06:10.620	Steve MCCULLEY	14:36.369	2:47.032	6:33.989	10:08:57.652	Steve MCCULLEY
4 -	10:14:28.932	Steve MCCULLEY	5:31.280	2:32.080	9:06.069	10:17:01.012	Steve MCCULLEY
5 -	10:24:38.119	Steve MCCULLEY	7:37.107	1:44.369	10:50.438	10:26:22.488	Matthew GEORGE
-	Finish	Matthew GEORGE	5:22.305				

Weather / Track : Sunny / Dry

Oulton Park International  
 Circuit Length = 2.6920 miles  
 Start: 09:31 Flag 10:31 End: 10:33

# British GT Championship

## FREE PRACTICE 1 - PIT STOP ANALYSIS

STOP	IN TIME	DRIVER IN	STINT TIME	STOP TIME	TOTAL STOP TIME	OUT TIME	DRIVER OUT
<b>P19 57 GT4S HHC Motorsport McLaren 570S GT4</b> D1: Callum POINTON Total Stint: 15 Laps - 32:56.688 (62.33%) Best Lap: 1:44.062 On Lap 3 @ 93.13 mph D2: Dean MACDONALD Total Stint: 11 Laps - 19:54.667 (37.67%) Best Lap: 1:44.697 On Lap 18 @ 92.56 mph							
1 -	09:39:08.319	Dean MACDONALD	7:33.110	2:03.291	2:03.291	09:41:11.610	Callum POINTON
2 -	10:02:30.749	Callum POINTON	21:19.139	2:01.148	4:04.439	10:04:31.897	Dean MACDONALD
3 -	10:24:26.564	Dean MACDONALD					
<b>P20 97 GT4S TF Sport Aston Martin V8 Vantage GT4</b> D1: Tom CANNING Total Stint: 31 Laps - 59:11.514 (100%) Best Lap: 1:44.117 On Lap 23 @ 93.08 mph D2: Ashley HAND Total Stint: 0 Laps							
1 -	10:00:47.181	Ashley HAND	28:56.044	2:19.912	2:19.912	10:03:07.093	Tom CANNING
-	Finish	Tom CANNING	27:55.558				
<b>P21 15 GT4S Multimatic Motorsports Ford Mustang GT4</b> D1: Scott MAXWELL Total Stint: 2 Laps - 5:33.025 (100%) Best Lap: 1:44.142 On Lap 2 @ 93.05 mph D2: Seb PRIAULX Total Stint: 0 Laps							
1 -	09:40:49.734	Scott MAXWELL					
<b>P22 58 GT4S HHC Motorsport McLaren 570S GT4</b> D1: Tom JACKSON Total Stint: 20 Laps - 41:50.448 (70.49%) Best Lap: 1:44.260 On Lap 4 @ 92.95 mph D2: Luke WILLIAMS Total Stint: 10 Laps - 17:31.088 (29.51%) Best Lap: 1:44.488 On Lap 31 @ 92.75 mph							
1 -	09:48:04.926	Luke WILLIAMS	16:16.799	2:09.428	2:09.428	09:50:14.354	Tom JACKSON
2 -	10:11:39.170	Tom JACKSON	21:24.816	1:59.405	4:08.833	10:13:38.575	Luke WILLIAMS
-	Finish	Luke WILLIAMS	17:31.088				
<b>P23 77 GT4PA Fox Motorsport Mercedes-AMG GT4</b> D1: Mark MURFITT Total Stint: 27 Laps - 56:22.841 (94.88%) Best Lap: 1:44.282 On Lap 2 @ 92.93 mph D2: Michael BROADHURST Total Stint: 0 Laps							
1 -	09:40:54.135	Michael BROADHURST	9:07.473	1.603	1.603	09:40:55.738	Michael BROADHURST
2 -	10:24:40.192	Mark MURFITT	43:44.454	3:02.645	3:04.248	10:27:42.837	Mark MURFITT
-	Finish	Mark MURFITT	3:29.311				
<b>P24 95 GT4S TF Sport Aston Martin V8 Vantage GT4</b> D1: Patrick KIBBLE Total Stint: 20 Laps - 41:36.518 (68.1%) Best Lap: 1:44.323 On Lap 2 @ 92.89 mph D2: Josh PRICE Total Stint: 10 Laps - 17:46.551 (29.09%) Best Lap: 1:45.174 On Lap 30 @ 92.14 mph							
1 -	09:45:46.621	Josh PRICE	14:10.233	2:04.855	2:04.855	09:47:51.476	Patrick KIBBLE
2 -	10:02:18.521	Patrick KIBBLE	14:27.045	1:43.120	3:47.975	10:04:01.641	Patrick KIBBLE
3 -	10:12:57.314	Patrick KIBBLE	8:55.673	1:58.712	5:46.687	10:14:56.026	Josh PRICE
4 -	10:32:42.577	Josh PRICE					
<b>P25 11 GT4PA Beechdean AMR Aston Martin V8 Vantage GT4</b> D1: Kelvin FLETCHER Total Stint: 11 Laps - 23:43.924 (41.65%) Best Lap: 1:44.482 On Lap 4 @ 92.75 mph D2: Martin PLOWMAN Total Stint: 15 Laps - 26:30.444 (46.52%) Best Lap: 1:44.332 On Lap 25 @ 92.88 mph							
1 -	09:45:33.141	Kelvin FLETCHER	12:47.546	4:39.720	4:39.720	09:50:12.861	Kelvin FLETCHER
2 -	09:59:08.979	Kelvin FLETCHER	8:56.118	2:00.260	6:39.980	10:01:09.239	Martin PLOWMAN
3 -	10:17:02.407	Martin PLOWMAN	15:53.168	2:04.985	8:44.965	10:19:07.392	Martin PLOWMAN
4 -	10:29:44.668	Martin PLOWMAN					
<b>P26 61 GT4S Academy Motorsport Aston Martin V8 Vantage GT4</b> D1: Micah STANLEY Total Stint: 8 Laps - 18:14.713 (50.08%) Best Lap: 1:44.435 On Lap 3 @ 92.79 mph D2: Ben HURST Total Stint: 9 Laps - 18:11.056 (49.92%) Best Lap: 1:45.137 On Lap 13 @ 92.17 mph							
1 -	09:52:08.582	Micah STANLEY	12:26.294	2:13.848	2:13.848	09:54:22.430	Ben HURST
2 -	10:10:28.907	Ben HURST	16:06.477	2:04.579	4:18.427	10:12:33.486	Micah STANLEY

Weather / Track : Sunny / Dry

Oulton Park International  
 Circuit Length = 2.6920 miles  
 Start: 09:31 Flag 10:31 End: 10:33

# British GT Championship

## FREE PRACTICE 1 - PIT STOP ANALYSIS

3- 10:16:08.057 Micah STANLEY

<b>P27</b>	<b>19 GT4S</b>	<b>Multimatic Motorsports</b>	<b>Ford Mustang GT4</b>				
D1: Chad MCCUMBEE		Total Stint: 4 Laps - 8:59.753 (100%)	Best Lap: 1:44.547 On Lap 2 @ 92.69 mph				
D2: Jade BUFORD		Total Stint: 0 Laps					
STOP	IN TIME	DRIVER IN	STINT TIME	STOP TIME	TOTAL STOP TIME	OUT TIME	DRIVER OUT

1 - 09:42:53.159 Chad MCCUMBEE

<b>P28</b>	<b>5 GT4S</b>	<b>Tolman Motorsport</b>	<b>McLaren 570S GT4</b>				
D1: Jordan COLLARD		Total Stint: 14 Laps - 31:08.361 (51.59%)	Best Lap: 1:44.612 On Lap 5 @ 92.64 mph				
D2: Lewis PROCTOR		Total Stint: 15 Laps - 29:13.330 (48.41%)	Best Lap: 1:45.186 On Lap 21 @ 92.13 mph				
STOP	IN TIME	DRIVER IN	STINT TIME	STOP TIME	TOTAL STOP TIME	OUT TIME	DRIVER OUT

1 - 09:55:02.303 Jordan COLLARD 23:17.928 1:36.946 1:36.946 09:56:39.249 Lewis PROCTOR  
 2 - 10:19:41.543 Lewis PROCTOR 23:02.294 1:16.453 2:53.399 10:20:57.996 Jordan COLLARD  
 3 - 10:22:48.457 Jordan COLLARD 1:50.461 1:12.241 4:05.640 10:24:00.698 Lewis PROCTOR  
 4 - 10:25:48.130 Lewis PROCTOR 1:47.432 1:12.532 5:18.172 10:27:00.662 Jordan COLLARD  
 5 - 10:28:48.700 Jordan COLLARD 1:48.038 1:22.747 6:40.919 10:30:11.447 Lewis PROCTOR  
 6 - 10:32:06.066 Lewis PROCTOR

<b>P29</b>	<b>4 GT4S</b>	<b>Tolman Motorsport</b>	<b>McLaren 570S GT4</b>				
D1: James DORLIN		Total Stint: 14 Laps - 29:25.160 (50.52%)	Best Lap: 1:44.703 On Lap 3 @ 92.55 mph				
D2: Josh SMITH		Total Stint: 13 Laps - 24:23.377 (41.88%)	Best Lap: 1:45.412 On Lap 17 @ 91.93 mph				
STOP	IN TIME	DRIVER IN	STINT TIME	STOP TIME	TOTAL STOP TIME	OUT TIME	DRIVER OUT

1 - 09:55:18.619 James DORLIN 22:54.398 2:54.542 2:54.542 09:58:13.161 Josh SMITH  
 2 - 10:14:11.930 Josh SMITH 15:58.769 2:09.863 5:04.405 10:16:21.793 Josh SMITH  
 3 - 10:21:47.622 Josh SMITH 5:25.829 1:09.498 6:13.903 10:22:57.120 Josh SMITH  
 4 - 10:24:43.657 Josh SMITH 1:46.537 1:12.242 7:26.145 10:25:55.899 James DORLIN  
 5 - 10:27:41.921 James DORLIN 1:46.022 1:06.165 8:32.310 10:28:48.086 James DORLIN  
 6 - 10:30:38.284 James DORLIN

<b>P30</b>	<b>32 GT4PA</b>	<b>Track Focused</b>	<b>KTM X-Bow GT4</b>				
D1: Mike MCCOLLUM		Total Stint: 26 Laps - 50:21.131 (93.89%)	Best Lap: 1:44.753 On Lap 6 @ 92.51 mph				
D2: Sean COOPER		Total Stint: 0 Laps					
STOP	IN TIME	DRIVER IN	STINT TIME	STOP TIME	TOTAL STOP TIME	OUT TIME	DRIVER OUT

1 - 09:39:10.271 Sean COOPER 3:51.370 57.651 57.651 09:40:07.922 Sean COOPER  
 2 - 09:50:42.769 Sean COOPER 10:34.847 2:18.805 3:16.456 09:53:01.574 Sean COOPER  
 3 - 10:01:50.131 Sean COOPER 8:48.557 2:10.083 5:26.539 10:04:00.214 Mike MCCOLLUM  
 4 - 10:28:56.488 Mike MCCOLLUM

<b>P31</b>	<b>75 GT4S</b>	<b>Optimum Motorsport</b>	<b>Aston Martin V8 Vantage GT4</b>				
D1: Mike ROBINSON		Total Stint: 10 Laps - 24:53.214 (41.52%)	Best Lap: 1:44.836 On Lap 4 @ 92.44 mph				
D2: Patrik MATTHIESEN		Total Stint: 17 Laps - 32:25.956 (54.11%)	Best Lap: 1:45.284 On Lap 10 @ 92.04 mph				
STOP	IN TIME	DRIVER IN	STINT TIME	STOP TIME	TOTAL STOP TIME	OUT TIME	DRIVER OUT

1 - 09:41:02.671 Mike ROBINSON 9:04.354 3:11.534 3:11.534 09:44:14.205 Patrik MATTHIESEN  
 2 - 09:54:51.733 Patrik MATTHIESEN 10:37.528 2:37.023 5:48.557 09:57:28.756 Patrik MATTHIESEN  
 3 - 10:06:20.498 Patrik MATTHIESEN 8:51.742 2:15.037 8:03.594 10:08:35.535 Mike ROBINSON  
 4 - 10:19:11.855 Mike ROBINSON 10:36.320 2:01.006 10:04.600 10:21:12.861 Patrik MATTHIESEN  
 5 - 10:31:54.510 Patrik MATTHIESEN

<b>P32</b>	<b>20 GT4PA</b>	<b>Balfe Motorsport</b>	<b>McLaren 570S GT4</b>				
D1: Graham JOHNSON		Total Stint: 14 Laps - 29:50.130 (56.73%)	Best Lap: 1:46.381 On Lap 8 @ 91.09 mph				
D2: Michael O'BRIEN		Total Stint: 9 Laps - 20:16.380 (38.54%)	Best Lap: 1:45.014 On Lap 16 @ 92.28 mph				
STOP	IN TIME	DRIVER IN	STINT TIME	STOP TIME	TOTAL STOP TIME	OUT TIME	DRIVER OUT

1 - 09:50:38.740 Graham JOHNSON 11:31.379 2:29.281 2:29.281 09:53:08.021 Graham JOHNSON  
 2 - 10:03:58.013 Graham JOHNSON 10:49.992 2:05.358 4:34.639 10:06:03.371 Michael O'BRIEN  
 3 - 10:22:08.178 Michael O'BRIEN 16:04.807 4:11.573 8:46.212 10:26:19.751 Graham JOHNSON  
 - Finish Graham JOHNSON 5:23.401

<b>P33</b>	<b>42 GT4S</b>	<b>Century Motorsport</b>	<b>BMW M4 GT4</b>				
D1: Mark KIMBER		Total Stint: 24 Laps - 47:25.779 (82.17%)	Best Lap: 1:45.064 On Lap 5 @ 92.24 mph				
D2: Jacob MATHIASSEN		Total Stint: 0 Laps					
STOP	IN TIME	DRIVER IN	STINT TIME	STOP TIME	TOTAL STOP TIME	OUT TIME	DRIVER OUT

Weather / Track : Sunny / Dry

Results can be found at [www.tsl-timing.com](http://www.tsl-timing.com)

Page 5 of 6

Oulton Park International  
 Circuit Length = 2.6920 miles  
 Start: 09:31 Flag 10:31 End: 10:33

Printed - 10:40 Saturday, 20 April 2019



# British GT Championship

## FREE PRACTICE 1 - PIT STOP ANALYSIS

1 -	09:45:04.343	Jacob MATHIASSEN	12:35.269	4:42.392	4:42.392	09:49:46.735	Jacob MATHIASSEN
2 -	09:56:59.889	Jacob MATHIASSEN	7:13.154	2:22.849	7:05.241	09:59:22.738	Mark KIMBER
3 -	10:12:05.545	Mark KIMBER	12:42.807	5:35.121	12:40.362	10:17:40.666	Mark KIMBER
4 -	10:30:12.366	Mark KIMBER					

<b>P34</b>	<b>35 GT4S</b>	<b>Optimum Motorsport</b>	<b>Aston Martin V8 Vantage GT4</b>
D1: Connor O'BRIEN		Total Stint: 14 Laps - 29:02.432 (47.81%)	Best Lap: 1:45.299 On Lap 26 @ 92.03 mph
D2: Jack BUTEL		Total Stint: 12 Laps - 23:13.464 (38.23%)	Best Lap: 1:45.163 On Lap 4 @ 92.15 mph

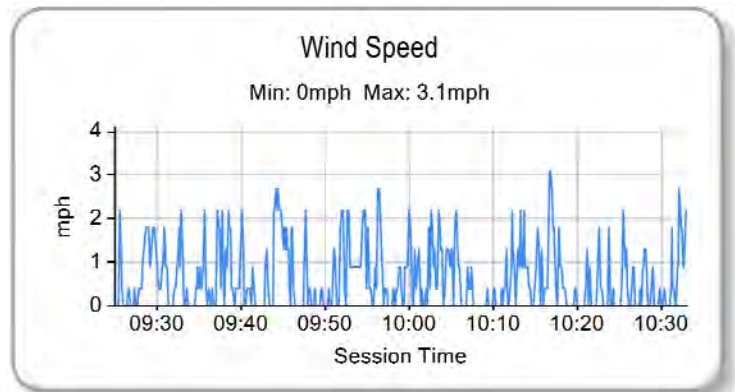
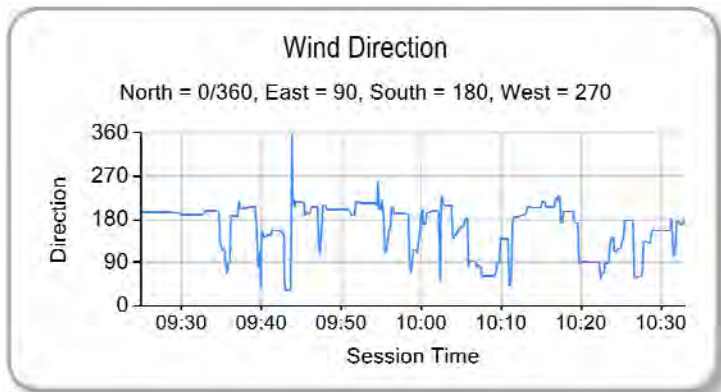
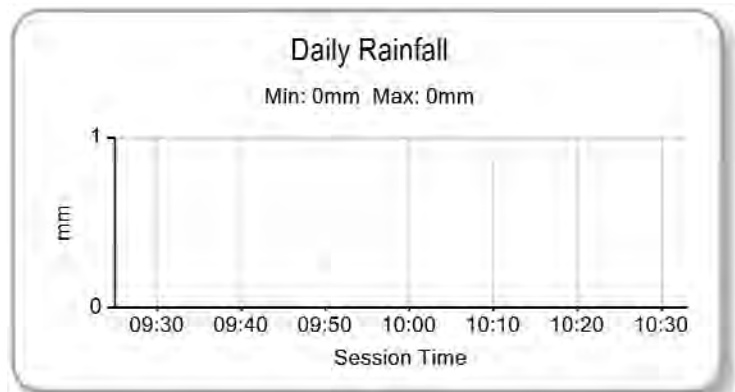
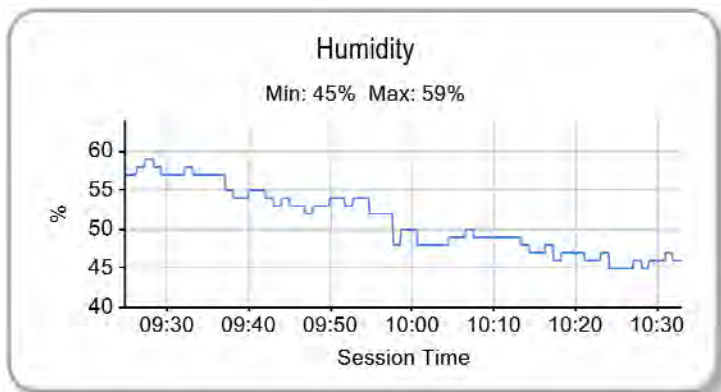
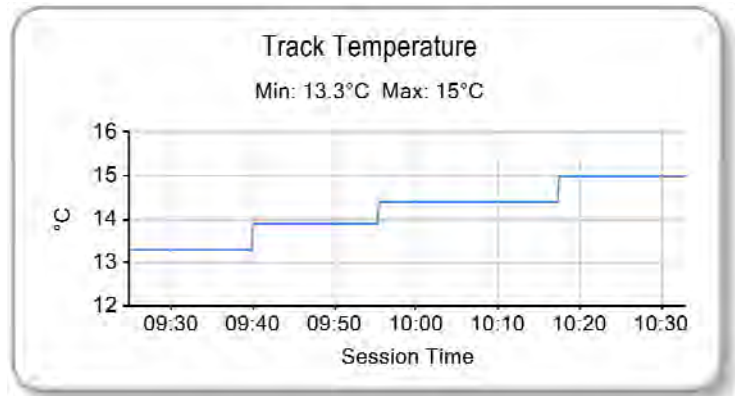
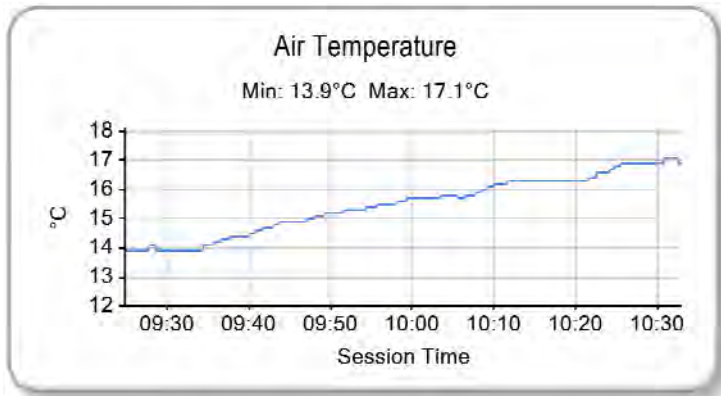
STOP	IN TIME	DRIVER IN	STINT TIME	STOP TIME	TOTAL STOP TIME	OUT TIME	DRIVER OUT
1 -	09:33:56.528	Connor O'BRIEN	1:51.332	2:10.460	2:10.460	09:36:06.988	Jack BUTEL
2 -	09:43:15.865	Jack BUTEL	7:08.877	1:46.638	3:57.098	09:45:02.503	Jack BUTEL
3 -	09:59:21.774	Jack BUTEL	14:19.271	1:45.316	5:42.414	10:01:07.090	Connor O'BRIEN
4 -	10:08:15.846	Connor O'BRIEN	7:08.756	3:37.418	9:19.832	10:11:53.264	Connor O'BRIEN
5 -	10:19:02.376	Connor O'BRIEN	7:09.112	3:04.570	12:24.402	10:22:06.946	Connor O'BRIEN
6 -	10:32:49.718	Connor O'BRIEN					

<b>P35</b>	<b>23 GT4S</b>	<b>RACE Performance</b>	<b>Ford Mustang GT4</b>
D1: Sam SMELT		Total Stint: 11 Laps - 23:13.313 (61.35%)	Best Lap: 1:45.604 On Lap 11 @ 91.77 mph
D2: Áron TAYLOR-SMITH		Total Stint: 5 Laps - 8:56.091 (23.61%)	Best Lap: 1:45.486 On Lap 16 @ 91.87 mph

STOP	IN TIME	DRIVER IN	STINT TIME	STOP TIME	TOTAL STOP TIME	OUT TIME	DRIVER OUT
1 -	09:51:00.941	Sam SMELT	7:14.601	1:56.498	1:56.498	09:52:57.439	Sam SMELT
2 -	09:58:19.391	Sam SMELT	5:21.952	3:45.036	5:41.534	10:02:04.427	Sam SMELT
3 -	10:11:02.680	Sam SMELT	8:58.253	1:38.507	7:20.041	10:12:41.187	Áron TAYLOR-SMITH
4 -	10:21:37.278	Áron TAYLOR-SMITH					

# British GT Championship

## FREE PRACTICE 1 - WEATHER CONDITIONS



# British GT Championship

## FREE PRACTICE 1 - STATISTICS

**Competitors Started** 35  
**Planned Start** 2019-04-20 @ 09:30:00.000  
**Actual Start** 2019-04-20 @ 09:31:03.181  
**Finish Time** 2019-04-20 @ 10:31:01.583  
**Track Length** 2.6920mi.  
**Total Laps** 859  
**Total Distance Covered** 2312.4525mi.

### Session Fastest Lap History

NO	CL	NAME	LAP TIME	TIME OF DAY	LAP	VEHICLE
69	GT3PA	<b>Barwell Motorsport</b> <i>J. COCKER</i>	<b>1:35.561</b>	09:34:26.274	2	Lamborghini Huracan GT3
6	GT3PA	<b>RAM Racing</b> <i>C. MACLEOD</i>	<b>1:35.015</b>	09:34:33.156	2	Mercedes-AMG GT3
6	GT3PA	<b>RAM Racing</b> <i>C. MACLEOD</i>	<b>1:34.347</b>	09:36:07.503	3	Mercedes-AMG GT3
2	GT3PA	<b>TF Sport</b> <i>M. FARMER</i>	<b>1:34.297</b>	09:36:18.263	3	Aston Martin V8 Vantage GT3
6	GT3PA	<b>RAM Racing</b> <i>C. MACLEOD</i>	<b>1:34.197</b>	09:43:46.599	6	Mercedes-AMG GT3

### Flag History

TYPE	TIME OF DAY
GREEN	09:31:03.181
FINISH	10:31:01.583

### Flag Statistics

TYPE	COUNT	TOTAL LAPS	TOTAL TIME
Green	1	33	1:02:01.702
Red	0	0	0.000
Safety Car	0	0	0.000
FCY	0	0	0.000

Weather / Track : Sunny / Dry

These results are provisional until the conclusion of any judicial and technical matters.

Oulton Park International  
Circuit Length = 2.6920 miles  
Start: 09:31 Flag 10:31 End: 10:33

Race Director : Peter Daly	Stewards :	Timekeeper :
----------------------------	------------	--------------

# British GT Championship

## FREE PRACTICE 1 - STATISTICS

CLASS : GT3PA

11 Starters

### Fastest Lap History

NO	NAME	LAP TIME	TIME OF DAY	LAP	VEHICLE
69	<b>Barwell Motorsport</b> <i>J. COCKER</i>	<b>1:35.561</b>	09:34:26.274	2	Lamborghini Huracan GT3 EVO
6	<b>RAM Racing</b> <i>C. MACLEOD</i>	<b>1:35.015</b>	09:34:33.156	2	Mercedes-AMG GT3
6	<b>RAM Racing</b> <i>C. MACLEOD</i>	<b>1:34.347</b>	09:36:07.503	3	Mercedes-AMG GT3
2	<b>TF Sport</b> <i>M. FARMER</i>	<b>1:34.297</b>	09:36:18.263	3	Aston Martin V8 Vantage GT3
6	<b>RAM Racing</b> <i>C. MACLEOD</i>	<b>1:34.197</b>	09:43:46.599	6	Mercedes-AMG GT3

Weather / Track : Sunny / Dry

These results are provisional until the conclusion of any judicial and technical matters.

Oulton Park International  
Circuit Length = 2.6920 miles  
Start: 09:31 Flag 10:31 End: 10:33

Race Director : Peter Daly	Stewards :	Timekeeper :
----------------------------	------------	--------------

# British GT Championship

## FREE PRACTICE 1 - STATISTICS

CLASS : GT3S

2 Starters

### Fastest Lap History

NO	NAME	LAP TIME	TIME OF DAY	LAP	VEHICLE
96	<b>Optimum Motorsport</b> <i>B. ELLIS</i>	<b>1:37.020</b>	09:34:49.334	2	Aston Martin V8 Vantage GT3
96	<b>Optimum Motorsport</b> <i>B. ELLIS</i>	<b>1:36.175</b>	09:36:25.508	3	Aston Martin V8 Vantage GT3
7	<b>Team Parker Racing</b> <i>R. RATCLIFFE</i>	<b>1:35.630</b>	09:36:27.498	3	Bentley Continental GT3
7	<b>Team Parker Racing</b> <i>R. RATCLIFFE</i>	<b>1:35.388</b>	09:38:02.886	4	Bentley Continental GT3

Weather / Track : Sunny / Dry

These results are provisional until the conclusion of any judicial and technical matters.

Oulton Park International  
Circuit Length = 2.6920 miles  
Start: 09:31 Flag 10:31 End: 10:33

Race Director : Peter Daly	Stewards :	Timekeeper :
----------------------------	------------	--------------

# British GT Championship

## FREE PRACTICE 1 - STATISTICS

CLASS : GT4S

15 Starters

### Fastest Lap History

NO	NAME	LAP TIME	TIME OF DAY	LAP	VEHICLE
95	<b>TF Sport</b> <i>P. KIBBLE</i>	<b>1:44.323</b>	09:35:14.196	2	Aston Martin V8 Vantage GT4
57	<b>HHC Motorsport</b> <i>C. POINTON</i>	<b>1:44.062</b>	09:37:11.626	3	McLaren 570S GT4
62	<b>Academy Motorsport</b> <i>A. TOTH-JONES</i>	<b>1:43.911</b>	09:42:26.097	2	Aston Martin V8 Vantage GT4

Weather / Track : Sunny / Dry

These results are provisional until the conclusion of any judicial and technical matters.

Oulton Park International  
Circuit Length = 2.6920 miles  
Start: 09:31 Flag 10:31 End: 10:33

Race Director : Peter Daly	Stewards :	Timekeeper :
----------------------------	------------	--------------

# British GT Championship

## FREE PRACTICE 1 - STATISTICS

CLASS : GT4PA

6 Starters

### Fastest Lap History

NO	NAME	LAP TIME	TIME OF DAY	LAP	VEHICLE
44	<b>Invictus Games Racing</b> <i>M. GEORGE</i>	<b>1:49.172</b>	09:35:22.492	2	Jaguar F-TYPE SVR GT4
77	<b>Fox Motorsport</b> <i>M. BROADHURST</i>	<b>1:44.282</b>	09:35:28.506	2	Mercedes-AMG GT4
44	<b>Invictus Games Racing</b> <i>M. GEORGE</i>	<b>1:44.044</b>	09:42:52.126	5	Jaguar F-TYPE SVR GT4
66	<b>Team Parker Racing</b> <i>MALVERN</i>	<b>1:43.980</b>	09:52:37.332	8	Mercedes-AMG GT4

Weather / Track : Sunny / Dry

These results are provisional until the conclusion of any judicial and technical matters.

Oulton Park International  
Circuit Length = 2.6920 miles  
Start: 09:31 Flag 10:31 End: 10:33

Race Director : Peter Daly	Stewards :	Timekeeper :
----------------------------	------------	--------------

# British GT Championship

## FREE PRACTICE 1 - STATISTICS

CLASS : GTCPA

1 Starters

### Fastest Lap History

NO	NAME	LAP TIME	TIME OF DAY	LAP	VEHICLE
18	<b>WPI Motorsport</b> <i>A. WILCOX</i>	<b>1:47.694</b>	09:35:17.847	2	Porsche 911 GT3 Cup
18	<b>WPI Motorsport</b> <i>A. WILCOX</i>	<b>1:40.251</b>	09:36:58.098	3	Porsche 911 GT3 Cup
18	<b>WPI Motorsport</b> <i>A. WILCOX</i>	<b>1:38.939</b>	09:38:37.037	4	Porsche 911 GT3 Cup
18	<b>WPI Motorsport</b> <i>A. WILCOX</i>	<b>1:38.908</b>	09:40:15.945	5	Porsche 911 GT3 Cup

Weather / Track : Sunny / Dry

These results are provisional until the conclusion of any judicial and technical matters.

Oulton Park International  
Circuit Length = 2.6920 miles  
Start: 09:31 Flag 10:31 End: 10:33

Race Director : Peter Daly	Stewards :	Timekeeper :
----------------------------	------------	--------------



## British GT Championship

### FREE PRACTICE 2 - CLASSIFICATION

POS	NO	CL	PIC	TEAM / DRIVERS	CAR	TIME	ON	LAPS	GAP	DIFF	MPH
1	69	GT3PA	1	Barwell Motorsport Sam DE HAAN (GBR) / Jonny COCKER (GBR)	Lamborghini Huracan GT3 EVO	1:34.827	22	26			102.19
2	72	GT3PA	2	Barwell Motorsport Adam BALON (GBR) / Phil KEEN (GBR)	Lamborghini Huracan GT3 EVO	1:34.910	24	28	0.083	0.083	102.11
3	2	GT3PA	3	TF Sport Mark FARMER (GBR) / Nicki THIM (DNK)	Aston Martin V8 Vantage GT3	1:35.178	27	27	0.351	0.268	101.82
4	8	GT3PA	4	Team ABBA Racing Richard NEARY (GBR) / Adam CHRISTODOULOU (GBR)	Mercedes-AMG GT3	1:35.289	13	19	0.462	0.111	101.70
5	3	GT3PA	5	Century Motorsport Dominic PAUL (GBR) / Ben GREEN (GBR)	BMW M6 GT3	1:35.405	23	25	0.578	0.116	101.58
6	6	GT3PA	6	RAM Racing Ian LOGGIE (GBR) / Callum MACLEOD (GBR)	Mercedes-AMG GT3	1:35.561	4	24	0.734	0.156	101.41
7	47	GT3PA	7	TF Sport Graham DAVIDSON (GBR) / Jonny ADAM (GBR)	Aston Martin V8 Vantage GT3	1:35.896	23	27	1.069	0.335	101.06
8	96	GT3S	1	Optimum Motorsport Oliver WILKINSON (GBR) / Bradley ELLIS (GBR)	Aston Martin V8 Vantage GT3	1:35.928	28	29	1.101	0.032	101.02
9	31	GT3PA	8	JRM Racing Rick PARFITT JNR (GBR) / Seb MORRIS (GBR)	Bentley Continental GT3	1:36.088	2	9	1.261	0.160	100.85
10	9	GT3PA	9	Century Motorsport Adrian WILLMOTT (GBR) / Jack MITCHELL (GBR)	BMW M6 GT3	1:36.152	24	25	1.325	0.064	100.79
11	99	GT3PA	10	Beechdean AMR Andrew HOWARD (GBR) / Marco SØRENSEN (GBR)	Aston Martin V8 Vantage GT3	1:36.655	5	26	1.828	0.503	100.26
12	18	GTCPA	1	WPI Motorsport Michael IGOE (GBR) / Adam WILCOX (GBR)	Porsche 911 GT3 Cup	1:40.225	13	29	5.398	3.570	96.69
13	15	GT4S	1	Multimatic Motorsports Scott MAXWELL (CAN) / Seb PRIAULX (GBR)	Ford Mustang GT4	1:43.903	12	26	9.076	3.678	93.27
14	11	GT4PA	1	Beechdean AMR Kelvin FLETCHER (GBR) / Martin PLOWMAN (GBR)	Aston Martin V8 Vantage GT4	1:44.084	6	22	9.257	0.181	93.11
15	19	GT4S	2	Multimatic Motorsports Jade BUFORD (USA) / Chad MCCUMBEE (USA)	Ford Mustang GT4	1:44.110	13	23	9.283	0.026	93.08
16	43	GT4S	3	Century Motorsport Andrew GORDON-COLEBROOKE (GBR) / Angus FENDER (GBR)	BMW M4 GT4	1:44.253	23	24	9.426	0.143	92.95
17	97	GT4S	4	TF Sport Ashley HAND (GBR) / Tom CANNING (GBR)	Aston Martin V8 Vantage GT4	1:44.325	14	28	9.498	0.072	92.89
18	20	GT4PA	2	Balfie Motorsport Graham JOHNSON (GBR) / Michael O'BRIEN (GBR)	McLaren 570S GT4	1:44.552	19	23	9.725	0.227	92.69
19	95	GT4S	5	TF Sport Patrick KIBBLE (GBR) / Josh PRICE (GBR)	Aston Martin V8 Vantage GT4	1:44.565	18	22	9.738	0.013	92.68
20	42	GT4S	6	Century Motorsport Mark KIMBER (GBR) / Jacob MATHIASSEN (DNK)	BMW M4 GT4	1:44.629	11	22	9.802	0.064	92.62
21	5	GT4S	7	Tolman Motorsport Jordan COLLARD (GBR) / Lewis PROCTOR (GBR)	McLaren 570S GT4	1:44.724	3	12	9.897	0.095	92.54
22	32	GT4PA	3	Track Focused Mike MCCOLLUM (GBR) / Sean COOPER (GBR)	KTM X-Bow GT4	1:44.881	26	29	10.054	0.157	92.40
23	35	GT4S	8	Optimum Motorsport Connor O'BRIEN (IRL) / Jack BUTEL (GBR)	Aston Martin V8 Vantage GT4	1:44.926	15	29	10.099	0.045	92.36
24	77	GT4PA	4	Fox Motorsport Mark MURFITT (GBR) / Michael BROADHURST (GBR)	Mercedes-AMG GT4	1:45.019	25	30	10.192	0.093	92.28
25	57	GT4S	9	HHC Motorsport Dean MACDONALD (GBR) / Callum POINTON (GBR)	McLaren 570S GT4	1:45.053	16	22	10.226	0.034	92.25
26	4	GT4S	10	Tolman Motorsport James DORLIN (GBR) / Josh SMITH (GBR)	McLaren 570S GT4	1:45.153	2	14	10.326	0.100	92.16
27	44	GT4PA	5	Invictus Games Racing Steve MCCULLEY (GBR) / Matthew GEORGE (GBR)	Jaguar F-TYPE SVR GT4	1:45.242	26	28	10.415	0.089	92.08
28	66	GT4PA	6	Team Parker Racing Nick JONES (GBR) / Scott MALVERN (GBR)	Mercedes-AMG GT4	1:45.247	13	17	10.420	0.005	92.08
29	58	GT4S	11	HHC Motorsport Tom JACKSON (GBR) / Luke WILLIAMS (GBR)	McLaren 570S GT4	1:45.403	14	25	10.576	0.156	91.94
30	61	GT4S	12	Academy Motorsport Ben HURST (GBR) / Micah STANLEY (GBR)	Aston Martin V8 Vantage GT4	1:45.485	10	12	10.658	0.082	91.87
31	23	GT4S	13	RACE Performance Sam SMELT (GBR) / Arón TAYLOR-SMITH (IRL)	Ford Mustang GT4	1:45.905	9	10	11.078	0.420	91.50
32	62	GT4S	14	Academy Motorsport Alex TOTH-JONES (GBR) / Will MOORE (GBR)	Aston Martin V8 Vantage GT4	1:46.217	3	15	11.390	0.312	91.24
33	75	GT4S	15	Optimum Motorsport Patrik MATTHIASEN (GBR) / Mike ROBINSON (GBR)	Aston Martin V8 Vantage GT4	1:46.247	2	27	11.420	0.030	91.21
34	7	GT3S	2	Team Parker Racing Ryan RATCLIFFE (GBR) / Glynn GEDDIE (GBR)	Bentley Continental GT3		0	9			
35	22	GT3PA	11	Balfie Motorsport Shaun BALFE (GBR) / Rob BELL (GBR)	McLaren 720S GT3		0	2			

Oulton Park International  
Circuit Length = 2.6920 miles  
Start: 11:40 Flag 12:40 End: 12:42

Weather / Track : Sunny / Dry

These results are provisional until the conclusion of any judicial and technical matters.

Race Director : Peter Daly	Stewards :	Timekeeper :
----------------------------	------------	--------------

Results can be found at [www.tsl-timing.com](http://www.tsl-timing.com)

Printed - 12:42 Saturday, 20 April 2019

## British GT Championship

### FREE PRACTICE 2 - CLASSIFICATION BY CATEGORY

#### CLASS : GT3

POS	NO	CL	NAME	ENTRY	TIME	ON	LAPS	GAP	DIFF	MPH
1	69	GT3PA	Barwell Motorsport	Lamborghini Huracan GT3 EVO	1:34.827	22	26			102.19
2	72	GT3PA	Barwell Motorsport	Lamborghini Huracan GT3 EVO	1:34.910	24	28	0.083	0.083	102.11
3	2	GT3PA	TF Sport	Aston Martin V8 Vantage GT3	1:35.178	27	27	0.351	0.268	101.82
4	8	GT3PA	Team ABBA Racing	Mercedes-AMG GT3	1:35.289	13	19	0.462	0.111	101.70
5	3	GT3PA	Century Motorsport	BMW M6 GT3	1:35.405	23	25	0.578	0.116	101.58
6	6	GT3PA	RAM Racing	Mercedes-AMG GT3	1:35.561	4	24	0.734	0.156	101.41
7	47	GT3PA	TF Sport	Aston Martin V8 Vantage GT3	1:35.896	23	27	1.069	0.335	101.06
8	96	GT3S	Optimum Motorsport	Aston Martin V8 Vantage GT3	1:35.928	28	29	1.101	0.032	101.02
9	31	GT3PA	JRM Racing	Bentley Continental GT3	1:36.088	2	9	1.261	0.160	100.85
10	9	GT3PA	Century Motorsport	BMW M6 GT3	1:36.152	24	25	1.325	0.064	100.79
11	99	GT3PA	Beechdean AMR	Aston Martin V8 Vantage GT3	1:36.655	5	26	1.828	0.503	100.26
12	7	GT3S	Team Parker Racing	Bentley Continental GT3			9			
13	22	GT3PA	Balfe Motorsport	McLaren 720S GT3			2			

#### CLASS : GT4

POS	NO	CL	NAME	ENTRY	TIME	ON	LAPS	GAP	DIFF	MPH
1	15	GT4S	Multimatic Motorsports	Ford Mustang GT4	1:43.903	12	26			93.27
2	11	GT4PA	Beechdean AMR	Aston Martin V8 Vantage GT4	1:44.084	6	22	0.181	0.181	93.11
3	19	GT4S	Multimatic Motorsports	Ford Mustang GT4	1:44.110	13	23	0.207	0.026	93.08
4	43	GT4S	Century Motorsport	BMW M4 GT4	1:44.253	23	24	0.350	0.143	92.95
5	97	GT4S	TF Sport	Aston Martin V8 Vantage GT4	1:44.325	14	28	0.422	0.072	92.89
6	20	GT4PA	Balfe Motorsport	McLaren 570S GT4	1:44.552	19	23	0.649	0.227	92.69
7	95	GT4S	TF Sport	Aston Martin V8 Vantage GT4	1:44.565	18	22	0.662	0.013	92.68
8	42	GT4S	Century Motorsport	BMW M4 GT4	1:44.629	11	22	0.726	0.064	92.62
9	5	GT4S	Tolman Motorsport	McLaren 570S GT4	1:44.724	3	12	0.821	0.095	92.54
10	32	GT4PA	Track Focused	KTM X-Bow GT4	1:44.881	26	29	0.978	0.157	92.40
11	35	GT4S	Optimum Motorsport	Aston Martin V8 Vantage GT4	1:44.926	15	29	1.023	0.045	92.36
12	77	GT4PA	Fox Motorsport	Mercedes-AMG GT4	1:45.019	25	30	1.116	0.093	92.28
13	57	GT4S	HHC Motorsport	McLaren 570S GT4	1:45.053	16	22	1.150	0.034	92.25
14	4	GT4S	Tolman Motorsport	McLaren 570S GT4	1:45.153	2	14	1.250	0.100	92.16
15	44	GT4PA	Invictus Games Racing	Jaguar F-TYPE SVR GT4	1:45.242	26	28	1.339	0.089	92.08
16	66	GT4PA	Team Parker Racing	Mercedes-AMG GT4	1:45.247	13	17	1.344	0.005	92.08
17	58	GT4S	HHC Motorsport	McLaren 570S GT4	1:45.403	14	25	1.500	0.156	91.94
18	61	GT4S	Academy Motorsport	Aston Martin V8 Vantage GT4	1:45.485	10	12	1.582	0.082	91.87
19	23	GT4S	RACE Performance	Ford Mustang GT4	1:45.905	9	10	2.002	0.420	91.50
20	62	GT4S	Academy Motorsport	Aston Martin V8 Vantage GT4	1:46.217	3	15	2.314	0.312	91.24
21	75	GT4S	Optimum Motorsport	Aston Martin V8 Vantage GT4	1:46.247	2	27	2.344	0.030	91.21

#### CLASS : GTC

POS	NO	CL	NAME	ENTRY	TIME	ON	LAPS	GAP	DIFF	MPH
1	18	GTCPA	WPI Motorsport	Porsche 911 GT3 Cup	1:40.225	13	29			96.69

Weather / Track : Sunny / Dry

These results are provisional until the conclusion of any judicial and technical matters.

Oulton Park International  
Circuit Length = 2.6920 miles  
Start: 11:40 Flag 12:40 End: 12:42

Race Director : Peter Daly	Stewards :	Timekeeper :
----------------------------	------------	--------------

Results can be found at [www.tsl-timing.com](http://www.tsl-timing.com)

Printed - 12:43 Saturday, 20 April 2019



## British GT Championship

### FREE PRACTICE 2 - CLASSIFICATION BY CLASS

#### CLASS : GT3 - GT3PA

POS	NO	NAME	ENTRY	TIME	ON	LAPS	GAP	DIFF	MPH
1	69	Barwell Motorsport	Lamborghini Huracan GT3 EVO	1:34.827	22	26			102.19
2	72	Barwell Motorsport	Lamborghini Huracan GT3 EVO	1:34.910	24	28	0.083	0.083	102.11
3	2	TF Sport	Aston Martin V8 Vantage GT3	1:35.178	27	27	0.351	0.268	101.82
4	8	Team ABBA Racing	Mercedes-AMG GT3	1:35.289	13	19	0.462	0.111	101.70
5	3	Century Motorsport	BMW M6 GT3	1:35.405	23	25	0.578	0.116	101.58
6	6	RAM Racing	Mercedes-AMG GT3	1:35.561	4	24	0.734	0.156	101.41
7	47	TF Sport	Aston Martin V8 Vantage GT3	1:35.896	23	27	1.069	0.335	101.06
8	31	JRM Racing	Bentley Continental GT3	1:36.088	2	9	1.261	0.192	100.85
9	9	Century Motorsport	BMW M6 GT3	1:36.152	24	25	1.325	0.064	100.79
10	99	Beechdean AMR	Aston Martin V8 Vantage GT3	1:36.655	5	26	1.828	0.503	100.26
11	22	Balfe Motorsport	McLaren 720S GT3			2			

#### CLASS : GT3 - GT3S

POS	NO	NAME	ENTRY	TIME	ON	LAPS	GAP	DIFF	MPH
1	96	Optimum Motorsport	Aston Martin V8 Vantage GT3	1:35.928	28	29			101.02
2	7	Team Parker Racing	Bentley Continental GT3			9			

#### CLASS : GT4 - GT4S

POS	NO	NAME	ENTRY	TIME	ON	LAPS	GAP	DIFF	MPH
1	15	Multimatic Motorsports	Ford Mustang GT4	1:43.903	12	26			93.27
2	19	Multimatic Motorsports	Ford Mustang GT4	1:44.110	13	23	0.207	0.207	93.08
3	43	Century Motorsport	BMW M4 GT4	1:44.253	23	24	0.350	0.143	92.95
4	97	TF Sport	Aston Martin V8 Vantage GT4	1:44.325	14	28	0.422	0.072	92.89
5	95	TF Sport	Aston Martin V8 Vantage GT4	1:44.565	18	22	0.662	0.240	92.68
6	42	Century Motorsport	BMW M4 GT4	1:44.629	11	22	0.726	0.064	92.62
7	5	Tolman Motorsport	McLaren 570S GT4	1:44.724	3	12	0.821	0.095	92.54
8	35	Optimum Motorsport	Aston Martin V8 Vantage GT4	1:44.926	15	29	1.023	0.202	92.36
9	57	HHC Motorsport	McLaren 570S GT4	1:45.053	16	22	1.150	0.127	92.25
10	4	Tolman Motorsport	McLaren 570S GT4	1:45.153	2	14	1.250	0.100	92.16
11	58	HHC Motorsport	McLaren 570S GT4	1:45.403	14	25	1.500	0.250	91.94
12	61	Academy Motorsport	Aston Martin V8 Vantage GT4	1:45.485	10	12	1.582	0.082	91.87
13	23	RACE Performance	Ford Mustang GT4	1:45.905	9	10	2.002	0.420	91.50
14	62	Academy Motorsport	Aston Martin V8 Vantage GT4	1:46.217	3	15	2.314	0.312	91.24
15	75	Optimum Motorsport	Aston Martin V8 Vantage GT4	1:46.247	2	27	2.344	0.030	91.21

#### CLASS : GT4 - GT4PA

POS	NO	NAME	ENTRY	TIME	ON	LAPS	GAP	DIFF	MPH
1	11	Beechdean AMR	Aston Martin V8 Vantage GT4	1:44.084	6	22			93.11
2	20	Balfe Motorsport	McLaren 570S GT4	1:44.552	19	23	0.468	0.468	92.69
3	32	Track Focused	KTM X-Bow GT4	1:44.881	26	29	0.797	0.329	92.40
4	77	Fox Motorsport	Mercedes-AMG GT4	1:45.019	25	30	0.935	0.138	92.28
5	44	Invictus Games Racing	Jaguar F-TYPE SVR GT4	1:45.242	26	28	1.158	0.223	92.08
6	66	Team Parker Racing	Mercedes-AMG GT4	1:45.247	13	17	1.163	0.005	92.08

Oulton Park International  
Circuit Length = 2.6920 miles  
Start: 11:40 Flag 12:40 End: 12:42

Weather / Track : Sunny / Dry

These results are provisional until the conclusion of any judicial and technical matters.

Race Director : Peter Daly	Stewards :	Timekeeper :
----------------------------	------------	--------------

British GT Championship  
**FREE PRACTICE 2 - CLASSIFICATION BY CLASS**

CLASS : GTC - GTCPA

POS	NO	NAME	ENTRY	TIME	ON	LAPS	GAP	DIFF	MPH
1	18	WPI Motorsport	Porsche 911 GT3 Cup	1:40.225	13	29			96.69

Weather / Track : Sunny / Dry

These results are provisional until the conclusion of any judicial and technical matters.

Oulton Park International  
 Circuit Length = 2.6920 miles  
 Start: 11:40 Flag 12:40 End: 12:42

Race Director : Peter Daly

Stewards :

Timekeeper :

## British GT Championship

### FREE PRACTICE - COMBINED CLASSIFICATION

POS	NO	CL	PIC	NAME	ENTRY	FIRST		SECOND		GAP	DIFF
						TIME	LAPS	TIME	LAPS		
1	6	GT3PA	1	RAM Racing	Mercedes-AMG GT3	1:34.197	31	1:35.561	24		
2	2	GT3PA	2	TF Sport	Aston Martin V8 Vantage GT3	1:34.297	28	1:35.178	27	0.100	0.100
3	8	GT3PA	3	Team ABBA Racing	Mercedes-AMG GT3	1:34.744	30	1:35.289	19	0.547	0.447
4	69	GT3PA	4	Barwell Motorsport	Lamborghini Huracan GT3 EVO	1:34.773	31	1:34.827	26	0.576	0.029
5	72	GT3PA	5	Barwell Motorsport	Lamborghini Huracan GT3 EVO	1:34.830	24	1:34.910	28	0.633	0.057
6	3	GT3PA	6	Century Motorsport	BMW M6 GT3	1:34.998	21	1:35.405	25	0.801	0.168
7	31	GT3PA	7	JRM Racing	Bentley Continental GT3	1:35.024	26	1:36.088	9	0.827	0.026
8	47	GT3PA	8	TF Sport	Aston Martin V8 Vantage GT3	1:35.026	24	1:35.896	27	0.829	0.002
9	22	GT3PA	9	Balfe Motorsport	McLaren 720S GT3	1:35.256	12		2	1.059	0.230
10	99	GT3PA	10	Beechdean AMR	Aston Martin V8 Vantage GT3	1:35.285	30	1:36.655	26	1.088	0.029
11	7	GT3S	1	Team Parker Racing	Bentley Continental GT3	1:35.388	27		9	1.191	0.103
12	9	GT3PA	11	Century Motorsport	BMW M6 GT3	1:35.504	26	1:36.152	25	1.307	0.116
13	96	GT3S	2	Optimum Motorsport	Aston Martin V8 Vantage GT3	1:36.068	33	1:35.928	29	1.731	0.424
14	18	GTCPA	1	WPI Motorsport	Porsche 911 GT3 Cup	1:38.908	19	1:40.225	29	4.711	2.980
15	15	GT4S	1	Multimatic Motorsports	Ford Mustang GT4	1:44.142	3	1:43.903	26	9.706	4.995
16	62	GT4S	2	Academy Motorsport	Aston Martin V8 Vantage GT4	1:43.911	12	1:46.217	15	9.714	0.008
17	66	GT4PA	1	Team Parker Racing	Mercedes-AMG GT4	1:43.980	23	1:45.247	17	9.783	0.069
18	43	GT4S	3	Century Motorsport	BMW M4 GT4	1:44.023	27	1:44.253	24	9.826	0.043
19	44	GT4PA	2	Invictus Games Racing	Jaguar F-TYPE SVR GT4	1:44.044	27	1:45.242	28	9.847	0.021
20	57	GT4S	4	HHC Motorsport	McLaren 570S GT4	1:44.062	27	1:45.053	22	9.865	0.018
21	11	GT4PA	3	Beechdean AMR	Aston Martin V8 Vantage GT4	1:44.332	27	1:44.084	22	9.887	0.022
22	19	GT4S	5	Multimatic Motorsports	Ford Mustang GT4	1:44.547	5	1:44.110	23	9.913	0.026
23	97	GT4S	6	TF Sport	Aston Martin V8 Vantage GT4	1:44.117	32	1:44.325	28	9.920	0.007
24	58	GT4S	7	HHC Motorsport	McLaren 570S GT4	1:44.260	31	1:45.403	25	10.063	0.143
25	77	GT4PA	4	Fox Motorsport	Mercedes-AMG GT4	1:44.282	28	1:45.019	30	10.085	0.022
26	95	GT4S	8	TF Sport	Aston Martin V8 Vantage GT4	1:44.323	31	1:44.565	22	10.126	0.041
27	61	GT4S	9	Academy Motorsport	Aston Martin V8 Vantage GT4	1:44.435	18	1:45.485	12	10.238	0.112
28	20	GT4PA	5	Balfe Motorsport	McLaren 570S GT4	1:45.014	24	1:44.552	23	10.355	0.117
29	5	GT4S	10	Tolman Motorsport	McLaren 570S GT4	1:44.612	30	1:44.724	12	10.415	0.060
30	42	GT4S	11	Century Motorsport	BMW M4 GT4	1:45.064	25	1:44.629	22	10.432	0.017
31	4	GT4S	12	Tolman Motorsport	McLaren 570S GT4	1:44.703	28	1:45.153	14	10.506	0.074
32	32	GT4PA	6	Track Focused	KTM X-Bow GT4	1:44.753	27	1:44.881	29	10.556	0.050
33	75	GT4S	13	Optimum Motorsport	Aston Martin V8 Vantage GT4	1:44.836	28	1:46.247	27	10.639	0.083
34	35	GT4S	14	Optimum Motorsport	Aston Martin V8 Vantage GT4	1:45.163	27	1:44.926	29	10.729	0.090
35	23	GT4S	15	RACE Performance	Ford Mustang GT4	1:45.486	17	1:45.905	10	11.289	0.560

Oulton Park International  
 Circuit Length = 2.6920 miles  
 Start: 11:40 Flag 12:40 End: 12:42

Weather / Track : Sunny / Dry

These results are provisional until the conclusion of any judicial and technical matters.

Race Director : Peter Daly	Stewards :	Timekeeper :
----------------------------	------------	--------------

Results can be found at [www.tsl-timing.com](http://www.tsl-timing.com)

Printed - 12:53 Saturday, 20 April 2019

# British GT Championship

## FREE PRACTICE 2 - BEST SECTORS

SECTOR 1			SECTOR 2			SECTOR 3			IDEAL / BEST COMPARISON						
POS	NO	NAME	TIME	NO	NAME	TIME	NO	NAME	TIME	POS	NO	NAME	IDEAL	BEST	DIFF
													<b>PERFECT LAP</b>	<b>1:34.706</b>	
1	69	Barwell Motorsport	23.168	72	Barwell Motorsport	45.436	72	Barwell Motorsport	26.102	1	69	Barwell Motorsport	1:34.827	1:34.827	0.000
2	8	Team ABBA Racing	23.215	69	Barwell Motorsport	45.530	69	Barwell Motorsport	26.129	2	72	Barwell Motorsport	1:34.847	1:34.910	0.063
3	2	TF Sport	23.229	6	RAM Racing	45.650	8	Team ABBA Racing	26.160	3	2	TF Sport	1:35.114	1:35.178	0.064
4	3	Century Motorsport	23.282	2	TF Sport	45.715	2	TF Sport	26.170	4	8	Team ABBA Racing	1:35.196	1:35.289	0.093
5	72	Barwell Motorsport	23.309	47	TF Sport	45.738	31	JRM Racing	26.279	5	6	RAM Racing	1:35.283	1:35.561	0.278
6	6	RAM Racing	23.339	3	Century Motorsport	45.789	6	RAM Racing	26.294	6	3	Century Motorsport	1:35.378	1:35.405	0.027
7	47	TF Sport	23.367	8	Team ABBA Racing	45.821	3	Century Motorsport	26.307	7	47	TF Sport	1:35.439	1:35.896	0.457
8	9	Century Motorsport	23.424	96	Optimum Motorspor	46.054	47	TF Sport	26.334	8	96	Optimum Motorsport	1:35.903	1:35.928	0.025
9	31	JRM Racing	23.464	9	Century Motorsport	46.278	96	Optimum Motorspor	26.382	9	31	JRM Racing	1:36.088	1:36.088	0.000
10	96	Optimum Motorspor	23.467	31	JRM Racing	46.345	9	Century Motorsport	26.391	10	9	Century Motorsport	1:36.093	1:36.152	0.059
11	99	Beechdean AMR	23.504	99	Beechdean AMR	46.470	99	Beechdean AMR	26.586	11	99	Beechdean AMR	1:36.560	1:36.655	0.095
12	7	Team Parker Racing	24.006	22	Balfe Motorsport	47.620	7	Team Parker Racing	26.810	12	7	Team Parker Racing	1:38.635		
13	22	Balfe Motorsport	24.304	7	Team Parker Racing	47.819	18	WPI Motorsport	27.215	13	22	Balfe Motorsport	1:39.572		
14	18	WPI Motorsport	24.518	18	WPI Motorsport	48.052	22	Balfe Motorsport	27.648	14	18	WPI Motorsport	1:39.785	1:40.225	0.440
15	15	Multimatic Motorspo	25.589	11	Beechdean AMR	49.690	15	Multimatic Motorspo	28.541	15	15	Multimatic Motorsport	1:43.840	1:43.903	0.063
16	97	TF Sport	25.640	15	Multimatic Motorspo	49.710	43	Century Motorsport	28.617	16	11	Beechdean AMR	1:44.022	1:44.084	0.062
17	11	Beechdean AMR	25.646	19	Multimatic Motorspo	49.745	11	Beechdean AMR	28.686	17	19	Multimatic Motorsport	1:44.101	1:44.110	0.009
18	43	Century Motorsport	25.658	97	TF Sport	49.748	19	Multimatic Motorspo	28.692	18	97	TF Sport	1:44.167	1:44.325	0.158
19	19	Multimatic Motorspo	25.664	42	Century Motorsport	49.866	42	Century Motorsport	28.719	19	43	Century Motorsport	1:44.253	1:44.253	0.000
20	44	Invictus Games Rac	25.762	20	Balfe Motorsport	49.877	97	TF Sport	28.779	20	42	Century Motorsport	1:44.399	1:44.629	0.230
21	57	HHC Motorsport	25.774	95	TF Sport	49.901	77	Fox Motorsport	28.787	21	20	Balfe Motorsport	1:44.491	1:44.552	0.061
22	20	Balfe Motorsport	25.789	4	Tolman Motorsport	49.928	20	Balfe Motorsport	28.825	22	95	TF Sport	1:44.556	1:44.565	0.009
23	77	Fox Motorsport	25.806	5	Tolman Motorsport	49.939	35	Optimum Motorspor	28.840	23	5	Tolman Motorsport	1:44.724	1:44.724	0.000
24	95	TF Sport	25.809	43	Century Motorsport	49.978	95	TF Sport	28.846	24	35	Optimum Motorsport	1:44.739	1:44.926	0.187
25	42	Century Motorsport	25.814	32	Track Focused	50.006	44	Invictus Games Rac	28.873	25	77	Fox Motorsport	1:44.772	1:45.019	0.247
26	62	Academy Motorspor	25.849	58	HHC Motorsport	50.026	5	Tolman Motorsport	28.891	26	32	Track Focused	1:44.794	1:44.881	0.087
27	35	Optimum Motorspor	25.853	35	Optimum Motorspor	50.046	32	Track Focused	28.912	27	58	HHC Motorsport	1:44.883	1:45.403	0.520
28	58	HHC Motorsport	25.861	77	Fox Motorsport	50.179	62	Academy Motorspor	28.954	28	4	Tolman Motorsport	1:44.900	1:45.153	0.253
29	66	Team Parker Racing	25.870	61	Academy Motorspor	50.196	66	Team Parker Racing	28.964	29	44	Invictus Games Rac	1:44.967	1:45.242	0.275
30	32	Track Focused	25.876	57	HHC Motorsport	50.271	23	RACE Performance	28.978	30	57	HHC Motorsport	1:45.053	1:45.053	0.000
31	5	Tolman Motorsport	25.894	44	Invictus Games Rac	50.332	58	HHC Motorsport	28.996	31	61	Academy Motorsport	1:45.198	1:45.485	0.287
32	4	Tolman Motorsport	25.920	66	Team Parker Racing	50.413	57	HHC Motorsport	29.008	32	66	Team Parker Racing	1:45.247	1:45.247	0.000
33	23	RACE Performance	25.926	23	RACE Performance	50.521	4	Tolman Motorsport	29.052	33	23	RACE Performance	1:45.425	1:45.905	0.480
34	61	Academy Motorspor	25.931	62	Academy Motorspor	50.632	61	Academy Motorspor	29.071	34	62	Academy Motorsport	1:45.435	1:46.217	0.782
35	75	Optimum Motorspor	26.193	75	Optimum Motorspor	50.656	75	Optimum Motorspor	29.137	35	75	Optimum Motorsport	1:45.986	1:46.247	0.261

Weather / Track : Sunny / Dry

Oulton Park International  
Circuit Length = 2.6920 miles  
Start: 11:40 Flag 12:40 End: 12:42

Results can be found at [www.tsl-timing.com](http://www.tsl-timing.com)

Printed - 12:45 Saturday, 20 April 2019

# British GT Championship

## FREE PRACTICE 2 - BEST SPEEDS

POS	INTERMEDIATE 1			INTERMEDIATE 2			FINISH LINE		
	NO	NAME	MPH	NO	NAME	MPH	NO	NAME	MPH
1	6	RAM Racing	135.0	3	Century Motorsport	120.0	3	Century Motorsport	125.6
2	3	Century Motorsport	134.4	6	RAM Racing	119.4	6	RAM Racing	125.6
3	18	WPI Motorsport	134.2	9	Century Motorsport	118.9	18	WPI Motorsport	125.4
4	8	Team ABBA Racing	133.6	18	WPI Motorsport	118.7	9	Century Motorsport	124.7
5	9	Century Motorsport	133.6	31	JRM Racing	118.1	31	JRM Racing	124.5
6	2	TF Sport	133.4	69	Barwell Motorsport	117.9	69	Barwell Motorsport	123.8
7	69	Barwell Motorsport	133.1	72	Barwell Motorsport	117.9	8	Team ABBA Racing	123.8
8	72	Barwell Motorsport	132.8	2	TF Sport	117.9	72	Barwell Motorsport	123.5
9	47	TF Sport	132.8	8	Team ABBA Racing	117.9	7	Team Parker Racing	123.5
10	96	Optimum Motorsport	132.8	47	TF Sport	117.5	2	TF Sport	123.3
11	31	JRM Racing	132.8	7	Team Parker Racing	117.5	47	TF Sport	123.1
12	99	Beechdean AMR	132.1	96	Optimum Motorsport	117.3	96	Optimum Motorsport	123.1
13	7	Team Parker Racing	131.0	99	Beechdean AMR	116.9	99	Beechdean AMR	122.6
14	22	Balfe Motorsport	130.0	22	Balfe Motorsport	115.9	43	Century Motorsport	113.9
15	58	HHC Motorsport	122.9	43	Century Motorsport	108.2	42	Century Motorsport	113.7
16	43	Century Motorsport	122.6	15	Multimatic Motorsports	108.0	58	HHC Motorsport	113.7
17	57	HHC Motorsport	122.4	42	Century Motorsport	107.8	57	HHC Motorsport	113.5
18	44	Invictus Games Racing	122.4	20	Balfe Motorsport	107.2	15	Multimatic Motorsports	113.3
19	15	Multimatic Motorsports	122.2	57	HHC Motorsport	107.2	44	Invictus Games Racing	113.3
20	42	Century Motorsport	122.2	44	Invictus Games Racing	107.2	23	RACE Performance	113.3
21	77	Fox Motorsport	122.0	11	Beechdean AMR	106.8	20	Balfe Motorsport	112.7
22	23	RACE Performance	122.0	23	RACE Performance	106.8	19	Multimatic Motorsports	112.5
23	20	Balfe Motorsport	121.7	97	TF Sport	106.5	61	Academy Motorsport	112.5
24	11	Beechdean AMR	121.5	19	Multimatic Motorsports	106.3	97	TF Sport	112.4
25	19	Multimatic Motorsports	121.1	58	HHC Motorsport	106.3	11	Beechdean AMR	112.2
26	61	Academy Motorsport	121.1	35	Optimum Motorsport	106.1	5	Tolman Motorsport	112.2
27	97	TF Sport	120.9	61	Academy Motorsport	106.1	62	Academy Motorsport	111.8
28	5	Tolman Motorsport	120.9	95	TF Sport	105.8	35	Optimum Motorsport	111.6
29	62	Academy Motorsport	120.4	5	Tolman Motorsport	105.8	4	Tolman Motorsport	111.6
30	4	Tolman Motorsport	120.2	62	Academy Motorsport	105.8	77	Fox Motorsport	111.4
31	66	Team Parker Racing	120.2	4	Tolman Motorsport	105.5	95	TF Sport	111.1
32	35	Optimum Motorsport	119.8	75	Optimum Motorsport	105.5	66	Team Parker Racing	110.9
33	95	TF Sport	119.6	77	Fox Motorsport	105.0	75	Optimum Motorsport	110.7
34	75	Optimum Motorsport	119.4	66	Team Parker Racing	104.0	32	Track Focused	108.7
35	32	Track Focused	117.5	32	Track Focused	103.4			

Weather / Track : Sunny / Dry

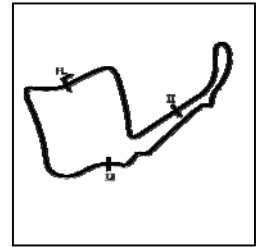
Results can be found at [www.tsl-timing.com](http://www.tsl-timing.com)

Oulton Park International  
Circuit Length = 2.6920 miles  
Start: 11:40 Flag 12:40 End: 12:42

Printed - 12:46 Saturday, 20 April 2019

# British GT Championship

## FREE PRACTICE 2 - SECTOR ANALYSIS



SECTOR 1 = FL to I1, SECTOR 2 = I1 to I2, SECTOR 3 = I2 to FL, DIFF = Difference To Personal Best Lap, P = Crossed Finish Line in Pit Lane, D = Time Disallowed

P1		69 GT3PA Barwell Motorsport		Lamborghini Huracan GT3 EVO			
IDEAL LAP TIME : 1:34.827		BEST LAP TIME : 1:34.827		DIFFERENCE : 0.000			
D1: Sam DE HAAN		D2: Jonny COCKER					
LAP	SECTOR 1	SECTOR 2	SECTOR 3	LAP TIME	MPH	DIFF	TIME OF DAY
1 - D2		122.4	52.465	114.7	27.800	121.1	
2 - D2	24.801	129.3	49.979	116.5	27.267	121.7	1:42.047
3 - D2	24.487	129.8	48.811	116.5	27.073	122.9	1:40.371
4 - D2	24.108	130.3	47.591	117.1	26.775	123.1	1:38.474
5 - D2	26.308	113.9	53.949	116.3	IN PIT		1:50.819 P
6 - D1	OUTLAP	127.5	48.859	115.3	26.782	122.4	6:33.274
7 - D1	25.468	128.5	47.524	117.1	26.724	121.7	1:39.716
8 - D1	23.952	130.8	46.821	116.7	26.631	122.6	1:37.404
9 - D1	23.809	131.3	46.972	116.9	27.088	122.9	1:37.869
10 - D1	23.760	130.5	46.866	116.3	26.477	122.6	1:37.103
11 - D1	23.952	131.3	47.335	116.5	26.590	122.9	1:37.877
12 - D1	23.771	132.1	46.547	<b>117.9</b>	26.538	122.4	1:36.856 (3)
13 - D1	23.942	131.5	46.593	117.1	26.658	120.9	1:37.193
14 - D1	23.789	131.5	46.627	117.3	26.354	123.3	1:36.770 (2)
15 - D1	24.222	131.0	47.286	115.7	IN PIT		1:40.940 P
16 - D1	OUTLAP	129.3	50.544	116.1	IN PIT		3:58.304 P
17 - D1	OUTLAP	128.0	48.974	115.7	IN PIT		2:52.310 P
18 - D1	OUTLAP	130.0	49.376	116.1	IN PIT		2:50.242 P
19 - D1	OUTLAP	128.0	49.454	111.6	IN PIT		2:53.319 P
20 - D1	OUTLAP	129.3	50.111	116.1	IN PIT		2:52.356 P
21 - D2	OUTLAP	130.8	47.309	117.3	31.684	123.5	5:16.983
<b>22 - D2</b>	<b>23.168</b>	<b>133.1</b>	<b>45.530</b>	117.7	<b>26.129</b>	<b>123.8</b>	<b>1:34.827 (1)</b>
23 - D2	23.672	131.5	48.777	116.7	28.092	121.7	1:40.541
24 - D2	25.225	103.5	50.118	117.3	IN PIT		1:45.286 P
25 - D2	OUTLAP	130.5	48.006	115.3	IN PIT		3:10.860 P
26 - D2	OUTLAP	130.8	47.806	108.2	IN PIT		2:49.881 P

P2		72 GT3PA Barwell Motorsport		Lamborghini Huracan GT3 EVO			
IDEAL LAP TIME : 1:34.847		BEST LAP TIME : 1:34.910		DIFFERENCE : 0.063			
D1: Adam BALON		D2: Phil KEEN					
LAP	SECTOR 1	SECTOR 2	SECTOR 3	LAP TIME	MPH	DIFF	TIME OF DAY
1 - D2	OUTLAP	98.9	52.749	96.1	30.527	119.1	11:41:58.898
2 - D2	24.934	128.8	48.558	116.5	27.668	121.5	1:41.160
3 - D2	24.130	130.8	47.629	115.9	26.564	122.9	1:38.323
4 - D2	25.031	111.8	55.107	81.8	33.328	122.6	1:53.466
5 - D2	23.553	129.3	46.062	117.1	27.016	122.6	1:36.631
6 - D2	23.787	130.8	46.887	117.1	30.474	122.9	1:41.148
7 - D2	23.389	131.3	49.220	100.6	29.419	122.9	1:42.028
8 - D2	23.345	130.8	45.821	117.3	IN PIT		1:39.724 P
9 - D1	OUTLAP	128.8	47.417	115.9	27.461	120.9	3:32.241
10 - D1	23.905	131.0	47.945	114.5	27.610	120.9	1:39.460
11 - D1	23.845	130.5	46.868	114.7	28.976	120.2	1:39.689
12 - D1	24.348	131.0	47.286	115.9	28.164	122.4	1:39.798
13 - D1	23.757	131.3	46.575	116.9	26.716	122.2	1:37.048
14 - D1	23.989	131.3	47.719	112.2	32.522	122.6	1:44.230
15 - D1	23.982	130.8	46.952	116.5	26.874	122.9	1:37.808
16 - D1	23.691	130.8	47.103	117.1	IN PIT		1:40.910 P
17 - D1	OUTLAP	129.3	48.952	114.9	26.945	122.4	6:13.244
18 - D1	23.443	131.5	46.444	116.9	26.457	122.6	1:36.344
19 - D1	23.674	131.3	46.351	117.3	26.543	122.9	1:36.568
20 - D1	51.866	49.0	53.796	113.7	IN PIT		2:18.049 P
21 - D2	OUTLAP	129.8	46.459	117.1	28.737	<b>123.5</b>	3:39.492
22 - D2	23.395	131.0	45.569	117.7	26.114	<b>123.5</b>	1:35.078 (2)
23 - D2	23.371	129.8	<b>45.436</b>	117.3	26.318	122.0	1:35.125 (3)
<b>24 - D2</b>	<b>23.309</b>	<b>132.8</b>	45.499	<b>117.9</b>	<b>26.102</b>	<b>123.5</b>	<b>1:34.910 (1)</b>
25 - D2	23.654	131.5	47.064	117.1	IN PIT		1:39.839 P
26 - D2	OUTLAP	126.1	48.546	116.5	IN PIT		3:19.019 P
27 - D2	OUTLAP	130.8	46.560	117.3	IN PIT		2:48.688 P
28 - D2	OUTLAP	100.7	56.010	93.3	IN PIT		3:08.381 P

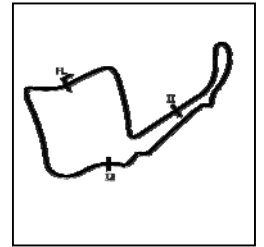
Weather / Track : Sunny / Dry

Oulton Park International  
Circuit Length = 2.6920 miles  
Start: 11:40 Flag 12:40 End: 12:42



# British GT Championship

## FREE PRACTICE 2 - SECTOR ANALYSIS



SECTOR 1 = FL to I1, SECTOR 2 = I1 to I2, SECTOR 3 = I2 to FL, DIFF = Difference To Personal Best Lap, P = Crossed Finish Line in Pit Lane, D = Time Disallowed

<b>P3</b>		<b>2 GT3PA</b>		<b>TF Sport</b>		<b>Aston Martin V8 Vantage GT3</b>						
IDEAL LAP TIME : 1:35.114		BEST LAP TIME : 1:35.178		DIFFERENCE : 0.064								
D1: Mark FARMER		D2: Nicki THIM										
LAP	SECTOR 1	SECTOR 2	SECTOR 3	LAP TIME	MPH	DIFF	TIME OF DAY					
1 - D2	OUTLAP	127.3	48.045	115.7	29.493	122.2						11:42:05.771
2 - D2	23.438	131.3	46.308	<b>117.9</b>	26.338	122.4	1:36.084	100.86	0.906			11:43:41.855
3 - D2	23.673	132.6	47.291	117.1	IN PIT		1:40.102	<b>P</b>	96.81	4.924		11:45:21.957
4 - D2	OUTLAP	130.8	47.942	115.7	26.598	122.0	7:38.976	21.11	6:03.798			11:53:00.933
5 - D2	24.198	129.3	47.123	116.3	26.913	122.2	1:38.234	98.65	3.056			11:54:39.167
6 - D2	23.873	131.3	46.762	116.7	IN PIT		1:39.920	<b>P</b>	96.99	4.742		11:56:19.087
7 - D1	OUTLAP	128.8	48.673	115.3	27.108	121.7	3:32.393	45.62	1:57.215			11:59:51.480
8 - D1	24.514	129.3	48.754	115.7	28.235	121.7	1:41.503	95.47	6.325			12:01:32.983
9 - D1	24.125	129.5	50.585	108.7	28.116	122.0	1:42.826	94.24	7.648			12:03:15.809
10 - D1	24.071	130.8	48.203	115.3	26.911	122.9	1:39.185	97.70	4.007			12:04:54.994
11 - D1	24.314	130.0	48.392	116.1	27.187	122.0	1:39.893	97.01	4.715			12:06:34.887
12 - D1	24.603	131.3	48.019	116.3	IN PIT		1:43.574	<b>P</b>	93.56	8.396		12:08:18.461
13 - D1	OUTLAP	130.5	48.014	115.7	26.691	122.2	3:26.061	47.03	1:50.883			12:11:44.522
14 - D1	23.856	132.1	47.399	115.5	26.946	123.1	1:38.201	98.68	3.023			12:13:22.723
15 - D1	23.792	130.8	47.266	116.3	26.821	122.2	1:37.879	99.01	2.701			12:15:00.602
16 - D1	23.745	131.3	47.932	114.9	27.015	122.9	1:38.692	98.19	3.514			12:16:39.294
17 - D1	24.123	131.3	47.244	117.1	IN PIT		1:41.844	<b>P</b>	95.15	6.666		12:18:21.138
18 - D1	OUTLAP	129.8	57.499	100.0	30.740	122.2	5:20.441	30.24	3:45.263			12:23:41.579
19 - D1	23.794	132.1	47.206	116.3	26.600	122.9	1:37.600	99.29	2.422			12:25:19.179
20 - D1	23.926	121.3	48.427	116.7	26.605	<b>123.3</b>	1:38.958	97.93	3.780			12:26:58.137
21 - D1	23.618	132.3	47.059	117.5	26.603	123.1	1:37.280	99.62	2.102			12:28:35.417
22 - D1	23.472	131.8	47.997	116.7	IN PIT		1:41.455	<b>P</b>	95.52	6.277		12:30:16.872
23 - D2	OUTLAP	126.3	48.533	116.3	26.693	123.1	3:36.032	44.86	2:00.854			12:33:52.904
24 - D2	23.286	132.1	45.846	117.3	<b>26.170</b>	122.9	1:35.302	<b>(2)</b>	101.69	0.124		12:35:28.206
25 - D2	<b>23.229</b>	132.8	45.977	<b>117.9</b>	26.521	<b>123.3</b>	1:35.727	101.23	0.549			12:37:03.933
26 - D2	23.274	132.6	45.875	117.5	26.171	122.6	1:35.320	<b>(3)</b>	101.67	0.142		12:38:39.253
<b>27 - D2</b>	23.234	<b>133.4</b>	<b>45.715</b>	117.7	26.229	123.1	<b>1:35.178</b>	<b>(1)</b>	<b>101.82</b>			<b>12:40:14.431</b>

<b>P4</b>		<b>8 GT3PA</b>		<b>Team ABBA Racing</b>		<b>Mercedes-AMG GT3</b>						
IDEAL LAP TIME : 1:35.196		BEST LAP TIME : 1:35.289		DIFFERENCE : 0.093								
D1: Richard NEARY		D2: Adam CHRISTODOULOU										
LAP	SECTOR 1	SECTOR 2	SECTOR 3	LAP TIME	MPH	DIFF	TIME OF DAY					
1 - D1	OUTLAP	127.0	49.307	117.1	26.796	122.9						11:43:28.807
2 - D1	24.146	131.8	48.910	117.7	26.819	122.6	1:39.875	97.03	4.586			11:45:08.682
3 - D1	24.454	130.5	47.431	117.1	26.748	122.4	1:38.633	98.25	3.344			11:46:47.315
4 - D1	26.268	129.5	47.655	<b>117.9</b>	27.424	122.4	1:41.347	95.62	6.058			11:48:28.662
5 - D1	24.044	132.1	48.098	116.7	27.541	120.9	1:39.683	97.22	4.394			11:50:08.345
6 - D1	24.065	130.5	47.161	116.5	IN PIT		1:41.143	<b>P</b>	95.81	5.854		11:51:49.488
7 - D2	OUTLAP	129.0	47.446	117.7	27.058	122.9	4:00.172	40.35	2:24.883			11:55:49.660
8 - D2	23.532	132.3	46.727	116.9	26.242	123.1	1:36.501	100.42	1.212			11:57:26.161
9 - D2	23.339	132.3	46.358	116.5	26.717	122.6	1:36.414	<b>(3)</b>	100.51	1.125		11:59:02.575
10 - D2	<b>23.215</b>	<b>133.6</b>	46.413	116.7	28.943	123.3	1:38.571	98.31	3.282			12:00:41.146
11 - D2	23.333	132.8	46.196	<b>117.9</b>	<b>26.160</b>	<b>123.8</b>	1:35.689	<b>(2)</b>	101.27	0.400		12:02:16.835
12 - D2	23.275	132.6	47.335	117.7	26.600	123.3	1:37.210	99.69	1.921			12:03:54.045
<b>13 - D2</b>	23.299	133.1	<b>45.821</b>	117.7	26.169	123.5	<b>1:35.289</b>	<b>(1)</b>	<b>101.70</b>			<b>12:05:29.334</b>
14 - D2	23.312	133.1	46.100	117.7	IN PIT		1:37.957	<b>P</b>	98.93	2.668		12:07:07.291
15 - D1	OUTLAP	130.3	48.335	117.1	27.083	122.2	3:14.081	49.93	1:38.792			12:10:21.372
16 - D1	23.732	132.1	47.827	117.5	27.187	122.6	1:38.746	98.14	3.457			12:12:00.118
17 - D1	23.880	132.1	47.555	117.5	26.671	123.1	1:38.106	98.78	2.817			12:13:38.224
18 - D1	24.224	132.8	49.613	96.1	28.543	123.1	1:42.380	94.66	7.091			12:15:20.604
19 - D1	23.779	131.3	47.838	116.1	IN PIT		1:40.928	<b>P</b>	96.02	5.639		12:17:01.532

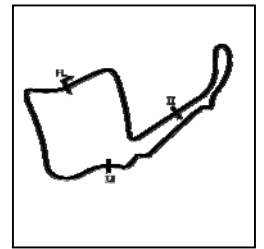
<b>P5</b>		<b>3 GT3PA</b>		<b>Century Motorsport</b>		<b>BMW M6 GT3</b>						
IDEAL LAP TIME : 1:35.378		BEST LAP TIME : 1:35.405		DIFFERENCE : 0.027								
D1: Dominic PAUL		D2: Ben GREEN										
LAP	SECTOR 1	SECTOR 2	SECTOR 3	LAP TIME	MPH	DIFF	TIME OF DAY					
1 - D2	OUTLAP	99.4	55.317	116.3	27.284	123.5						11:47:42.879

Weather / Track : Sunny / Dry

Oulton Park International  
Circuit Length = 2.6920 miles  
Start: 11:40 Flag 12:40 End: 12:42

# British GT Championship

## FREE PRACTICE 2 - SECTOR ANALYSIS



SECTOR 1 = FL to I1, SECTOR 2 = I1 to I2, SECTOR 3 = I2 to FL, DIFF = Difference To Personal Best Lap, P = Crossed Finish Line in Pit Lane, D = Time Disallowed

2 - D2	23.923	132.6	47.581	99.5	28.770	123.1	1:40.274	96.64	4.869	11:49:23.153	
3 - D2	24.373	132.3	47.887	118.5	26.561	124.2	1:38.821	98.06	3.416	11:51:01.974	
4 - D2	23.623	133.1	46.762	118.7	IN PIT		1:42.325	<b>P</b>	94.71	6.920	11:52:44.299
5 - D2	OUTLAP	131.5	47.314	118.9	27.727	124.0	4:09.270	38.87	2:33.865	11:56:53.569	
6 - D2	23.781	131.3	46.693	119.6	26.488	125.2	1:36.962	<b>(3)</b>	99.94	1.557	11:58:30.531
7 - D2	23.657	134.2	47.224	118.1	26.586	124.0	1:37.467		99.43	2.062	12:00:07.998
8 - D2	23.473	132.8	46.507	118.9	IN PIT		1:42.066	<b>P</b>	94.95	6.661	12:01:50.064
9 - D1	OUTLAP	130.3	49.228	117.5	26.807	124.7	3:29.027	46.36	1:53.622	12:05:19.091	
10 - D1	24.083	131.8	47.981	109.8	27.536	124.5	1:39.600	97.30	4.195	12:06:58.691	
11 - D1	24.226	130.8	48.070	117.5	27.087	124.5	1:39.383	97.51	3.978	12:08:38.074	
12 - D1	24.325	130.8	47.939	117.9	IN PIT		1:44.195	<b>P</b>	93.01	8.790	12:10:22.269
13 - D1	OUTLAP	131.0	48.758	117.9	26.735	124.7	3:20.625	48.30	1:45.220	12:13:42.894	
14 - D1	23.774	131.5	47.178	116.9	27.316	125.4	1:38.268	98.62	2.863	12:15:21.162	
15 - D1	23.924	133.4	47.328	117.5	27.595	124.0	1:38.847	98.04	3.442	12:17:00.009	
16 - D1	24.532	132.1	49.777	113.9	IN PIT		1:45.980	<b>P</b>	91.44	10.575	12:18:45.989
17 - D1	OUTLAP	130.0	48.001	118.1	26.817	124.9	5:47.809	27.86	4:12.404	12:24:33.798	
18 - D1	23.866	131.5	48.121	118.9	26.647	124.5	1:38.634	98.25	3.229	12:26:12.432	
19 - D1	23.886	132.6	46.602	118.9	26.534	124.2	1:37.022	99.88	1.617	12:27:49.454	
20 - D1	23.658	132.6	46.863	118.5	IN PIT		1:43.080	<b>P</b>	94.01	7.675	12:29:32.534
21 - D2	OUTLAP	128.0	52.772	71.9	33.785	124.5	3:47.518	42.59	2:12.113	12:33:20.052	
22 - D2	23.420	133.1	47.514	117.1	26.339	<b>125.6</b>	1:37.273	99.62	1.868	12:34:57.325	
<b>23 - D2</b>	<b>23.309</b>	<b>134.2</b>	<b>45.789</b>	<b>120.0</b>	<b>26.307</b>	<b>123.8</b>	<b>1:35.405</b>	<b>(1)</b>	<b>101.58</b>		<b>12:36:32.730</b>
24 - D2	<b>23.282</b>	134.2	46.064	118.9	26.699	124.5	1:36.045	<b>(2)</b>	100.90	0.640	12:38:08.775
25 - D2	23.359	<b>134.4</b>	46.643	106.6	IN PIT		1:48.058	<b>P</b>	89.68	12.653	12:39:56.833

### P6 6 GT3PA RAM Racing

Mercedes-AMG GT3

IDEAL LAP TIME : 1:35.283

BEST LAP TIME : 1:35.561

DIFFERENCE : 0.278

D1: Ian LOGGIE

D2: Callum MACLEOD

LAP	SECTOR 1	SECTOR 2	SECTOR 3	LAP TIME	MPH	DIFF	TIME OF DAY				
1 - D2	OUTLAP	131.3	47.850	117.1	26.590	123.1	11:57:04.222				
2 - D2	24.019	131.0	49.137	117.9	26.429	124.2	1:39.585	97.31	4.024	11:58:43.807	
3 - D2	23.385	133.6	46.679	117.9	26.393	124.2	1:36.457	100.47	0.896	12:00:20.264	
<b>4 - D2</b>	<b>23.385</b>	<b>133.9</b>	<b>45.807</b>	<b>118.1</b>	<b>26.369</b>	<b>124.5</b>	<b>1:35.561</b>	<b>(1)</b>	<b>101.41</b>		<b>12:01:55.825</b>
5 - D2	23.579	133.9	46.113	117.9	26.348	124.5	1:36.040	<b>(2)</b>	100.90	0.479	12:03:31.865
6 - D2	24.340	131.0	47.223	118.1	<b>26.294</b>	124.5	1:37.857	99.03	2.296	12:05:09.722	
7 - D2	23.364	133.6	<b>45.650</b>	119.1	IN PIT		1:40.768	<b>P</b>	96.17	5.207	12:06:50.490
8 - D2	OUTLAP	133.6	46.287	117.3	IN PIT		2:50.240	<b>P</b>	56.92	1:14.679	12:09:40.730
9 - D1	OUTLAP	131.0	47.206	118.7	IN PIT		2:52.788	<b>P</b>	56.08	1:17.227	12:12:33.518
10 - D2	OUTLAP	133.6	46.669	118.3	IN PIT		2:52.463	<b>P</b>	56.19	1:16.902	12:15:25.981
11 - D1	OUTLAP	132.3	47.172	118.7	26.679	124.7	2:48.102	57.65	1:12.541	12:18:14.083	
12 - D1	23.808	133.9	46.257	118.5	26.467	124.7	1:36.532	100.39	0.971	12:19:50.615	
13 - D1	23.456	133.9	46.831	118.5	27.662	124.0	1:37.949	98.94	2.388	12:21:28.564	
14 - D1	23.515	134.2	46.496	<b>119.4</b>	27.570	<b>125.6</b>	1:37.581	99.31	2.020	12:23:06.145	
15 - D1	23.640	133.9	46.866	118.3	26.620	124.5	1:37.126	99.78	1.565	12:24:43.271	
16 - D1	23.648	133.9	46.393	118.3	26.472	124.7	1:36.513	100.41	0.952	12:26:19.784	
17 - D1	23.499	133.9	46.491	118.3	26.473	124.9	1:36.463	100.46	0.902	12:27:56.247	
18 - D1	23.473	134.2	46.354	118.7	26.366	124.9	1:36.193	<b>(3)</b>	100.74	0.632	12:29:32.440
19 - D1	23.819	133.9	47.295	118.3	26.766	124.9	1:37.880	99.01	2.319	12:31:10.320	
20 - D1	23.674	133.4	46.437	118.9	26.408	<b>125.6</b>	1:36.519	100.40	0.958	12:32:46.839	
21 - D1	23.570	134.2	47.238	118.9	26.769	124.9	1:37.577	99.31	2.016	12:34:24.416	
22 - D1	23.572	134.4	46.280	118.9	26.407	124.7	1:36.259	100.67	0.698	12:36:00.675	
23 - D1	<b>23.339</b>	<b>135.0</b>	46.292	118.7	26.801	124.9	1:36.432	100.49	0.871	12:37:37.107	
24 - D1	23.702	133.1	47.483	117.7	IN PIT		1:42.820	<b>P</b>	94.25	7.259	12:39:19.927

### P7 47 GT3PA TF Sport

Aston Martin V8 Vantage GT3

IDEAL LAP TIME : 1:35.439

BEST LAP TIME : 1:35.896

DIFFERENCE : 0.457

D1: Graham DAVIDSON

D2: Jonny ADAM

LAP	SECTOR 1	SECTOR 2	SECTOR 3	LAP TIME	MPH	DIFF	TIME OF DAY				
1 - D2	OUTLAP	126.3	47.375	114.9	27.094	122.0	11:42:16.264				
2 - D2	23.977	132.3	47.006	115.7	26.969	121.5	1:37.952	98.93	2.056	11:43:54.216	
3 - D2	23.577	<b>132.8</b>	47.534	115.9	26.471	122.6	1:37.582	99.31	1.686	11:45:31.798	
4 - D2	23.402	132.1	46.338	116.1	26.511	122.4	1:36.251	<b>(2)</b>	100.68	0.355	11:47:08.049
5 - D2	24.023	130.3	48.044	110.1	IN PIT		1:42.196	<b>P</b>	94.83	6.300	11:48:50.245

Weather / Track : Sunny / Dry

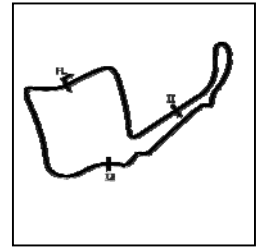
Oulton Park International

Circuit Length = 2.6920 miles

Start: 11:40 Flag 12:40 End: 12:42

# British GT Championship

## FREE PRACTICE 2 - SECTOR ANALYSIS



SECTOR 1 = FL to I1, SECTOR 2 = I1 to I2, SECTOR 3 = I2 to FL, DIFF = Difference To Personal Best Lap, P = Crossed Finish Line in Pit Lane, D = Time Disallowed

6 - D2	OUTLAP	130.8	47.944	115.3	26.861	122.2	3:29.617	46.23	1:53.721	11:52:19.862	
7 - D2		23.745	130.8	47.016	115.9	28.011	122.9	1:38.772	98.11	2.876	11:53:58.634
8 - D2		23.483	131.3	46.340	116.1	26.655	121.7	1:36.478 (3)	100.45	0.582	11:55:35.112
9 - D2		<b>23.367</b>	132.3	46.570	114.7	IN PIT		1:40.500 P	96.43	4.604	11:57:15.612
10 - D1	OUTLAP	127.5	50.968	114.5	30.587	120.6	3:26.858	46.85	1:50.962	12:00:42.470	
11 - D1		24.130	131.8	47.457	114.7	26.973	122.0	1:38.560	98.32	2.664	12:02:21.030
12 - D1		23.785	132.6	47.161	116.3	26.755	122.4	1:37.701	99.19	1.805	12:03:58.731
13 - D1		24.124	132.6	48.230	108.7	28.829	121.7	1:41.183	95.77	5.287	12:05:39.914
14 - D1		23.908	131.5	47.770	114.5	26.969	122.0	1:38.647	98.24	2.751	12:07:18.561
15 - D1		23.899	131.5	47.069	116.3	26.830	121.5	1:37.798	99.09	1.902	12:08:56.359
16 - D1		23.735	132.1	47.012	116.5	26.944	120.0	1:37.691	99.20	1.795	12:10:34.050
17 - D1		25.156	129.5	48.222	115.5	26.962	122.2	1:40.340	96.58	4.444	12:12:14.390
18 - D1		23.815	131.8	47.356	116.1	26.889	122.2	1:38.060	98.83	2.164	12:13:52.450
19 - D1		23.637	132.3	47.809	115.1	27.249	122.2	1:38.695	98.19	2.799	12:15:31.145
20 - D1		23.743	131.5	47.122	116.9	IN PIT		1:41.172 P	95.79	5.276	12:17:12.317
21 - D1	OUTLAP	129.8	48.076	116.5	28.277	<b>123.1</b>	3:27.116	46.79	1:51.220	12:20:39.433	
22 - D1		23.473	131.3	46.903	117.1	26.493	122.4	1:36.869	100.04	0.973	12:22:16.302
<b>23 - D1</b>		23.447	132.1	46.115	<b>117.5</b>	<b>26.334</b>	<b>123.1</b>	<b>1:35.896 (1)</b>	<b>101.06</b>		<b>12:23:52.198</b>
24 - D1		23.418	132.6	46.485	116.7	IN PIT		1:40.536 P	96.39	4.640	12:25:32.734
25 - D2	OUTLAP	124.9	56.505	97.6	30.123	122.9	5:39.433	28.55	4:03.537	12:31:12.167	
26 - D2		23.404	131.8	46.539	112.5	28.531	122.9	1:38.474	98.41	2.578	12:32:50.641
27 - D2		23.396	132.1	<b>45.738</b>	117.3	IN PIT		1:41.963 P	95.04	6.067	12:34:32.604

### P8 96 GT3S Optimum Motorsport

Aston Martin V8 Vantage GT3

IDEAL LAP TIME : 1:35.903

BEST LAP TIME : 1:35.928

DIFFERENCE : 0.025

D1: Oliver WILKINSON D2: Bradley ELLIS

LAP	SECTOR 1	SECTOR 2	SECTOR 3	LAP TIME	MPH	DIFF	TIME OF DAY				
1 - D2	OUTLAP	93.7	54.183	108.0	28.530	120.2	11:41:55.576				
2 - D2		26.330	98.3	49.400	114.9	27.525	122.0	1:43.255	93.85	7.327	11:43:38.831
3 - D2		24.335	129.8	50.392	95.8	27.624	121.7	1:42.351	94.68	6.423	11:45:21.182
4 - D2		23.929	130.5	47.713	115.1	26.793	122.6	1:38.435	98.45	2.507	11:46:59.617
5 - D2		24.110	129.0	46.784	115.3	26.851	122.0	1:37.745	99.14	1.817	11:48:37.362
6 - D2		24.327	124.7	50.957	103.2	IN PIT		1:49.367 P	88.61	13.439	11:50:26.729
7 - D2	OUTLAP	131.3	47.431	115.9	26.813	122.9	3:34.549	45.17	1:58.621	11:54:01.278	
8 - D2		23.982	131.8	46.735	115.9	26.733	122.4	1:37.450	99.44	1.522	11:55:38.728
9 - D2		23.643	131.8	46.591	116.3	26.937	120.4	1:37.171	99.73	1.243	11:57:15.899
10 - D2		23.873	130.0	47.277	116.3	IN PIT		1:41.549 P	95.43	5.621	11:58:57.448
11 - D2	OUTLAP	130.5	46.896	115.7	26.949	122.0	2:18.611	69.91	42.683	12:01:16.059	
12 - D2		24.220	129.5	47.198	115.7	IN PIT		1:40.903 P	96.04	4.975	12:02:56.962
13 - D1	OUTLAP	130.8	48.986	114.7	27.078	122.2	3:17.166	49.15	1:41.238	12:06:14.128	
14 - D1		24.113	131.5	48.711	115.9	27.124	122.2	1:39.948	96.96	4.020	12:07:54.076
15 - D1		24.203	131.5	48.153	107.0	27.359	122.6	1:39.715	97.19	3.787	12:09:33.791
16 - D1		24.497	129.3	48.898	115.9	27.248	121.7	1:40.643	96.29	4.715	12:11:14.434
17 - D1		24.667	131.5	47.937	116.7	28.959	113.7	1:41.563	95.42	5.635	12:12:55.997
18 - D1		24.576	132.6	48.183	116.1	IN PIT		1:43.125 P	93.97	7.197	12:14:39.122
19 - D1	OUTLAP	130.3	48.495	115.1	27.322	120.6	3:59.811	40.41	2:23.883	12:18:38.933	
20 - D1		24.192	132.1	48.131	116.3	27.012	122.2	1:39.335	97.56	3.407	12:20:18.268
21 - D1		23.822	<b>132.8</b>	47.484	116.5	27.032	121.3	1:38.338	98.55	2.410	12:21:56.606
22 - D1		23.992	131.8	47.954	116.7	IN PIT		1:42.367 P	94.67	6.439	12:23:38.973
23 - D1	OUTLAP	129.5	54.882	113.1	32.653	120.9	3:53.767	41.45	2:17.839	12:27:32.740	
24 - D1		23.533	132.3	46.558	117.1	26.454	122.9	1:36.545 (3)	100.38	0.617	12:29:09.285
25 - D1		<b>23.467</b>	131.5	46.745	117.1	IN PIT		1:40.991 P	95.96	5.063	12:30:50.276
26 - D2	OUTLAP	130.8	49.316	114.1	27.313	122.0	3:05.433	52.26	1:29.505	12:33:55.709	
27 - D2		23.571	131.8	46.330	<b>117.3</b>	26.408	<b>123.1</b>	1:36.309 (2)	100.62	0.381	12:35:32.018
<b>28 - D2</b>		23.492	132.3	<b>46.054</b>	116.9	<b>26.382</b>	122.6	<b>1:35.928 (1)</b>	<b>101.02</b>		<b>12:37:07.946</b>
29 - D2		24.607	129.8	46.553	116.9	IN PIT		1:40.877 P	96.07	4.949	12:38:48.823

### P9 31 GT3PA JRM Racing

Bentley Continental GT3

IDEAL LAP TIME : 1:36.088

BEST LAP TIME : 1:36.088

DIFFERENCE : 0.000

D1: Rick PARFITT JNR D2: Seb MORRIS

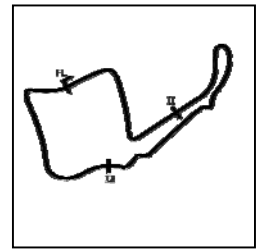
LAP	SECTOR 1	SECTOR 2	SECTOR 3	LAP TIME	MPH	DIFF	TIME OF DAY				
1 - D2	OUTLAP	130.8	47.695	115.9	27.570	123.3	11:41:53.592				
<b>2 - D2</b>		<b>23.464</b>	131.8	<b>46.345</b>	<b>118.1</b>	<b>26.279</b>	<b>124.5</b>	<b>1:36.088 (1)</b>	<b>100.85</b>		<b>11:43:29.680</b>

Weather / Track : Sunny / Dry

Oulton Park International  
Circuit Length = 2.6920 miles  
Start: 11:40 Flag 12:40 End: 12:42

# British GT Championship

## FREE PRACTICE 2 - SECTOR ANALYSIS



SECTOR 1 = FL to I1, SECTOR 2 = I1 to I2, SECTOR 3 = I2 to FL, DIFF = Difference To Personal Best Lap, P = Crossed Finish Line in Pit Lane, D = Time Disallowed

3 - D2	23.652	<b>132.8</b>	48.941	117.3	26.744	123.5	1:39.337	(3)	97.55	3.249	11:45:09.017
4 - D2	24.286	130.8	47.466	<b>118.1</b>	IN PIT		1:41.654	P	95.33	5.566	11:46:50.671
5 - D2	OUTLAP	131.3	46.818	115.3	26.915	123.1	5:43.608		28.20	4:07.520	11:52:34.279
6 - D2	23.563	131.5	46.397	<b>118.1</b>	26.504	123.5	1:36.464	(2)	100.46	0.376	11:54:10.743
7 - D2	24.139	132.3	47.444	117.7	IN PIT		1:40.624	P	96.31	4.536	11:55:51.367
8 - D2	OUTLAP	131.3	47.390	117.1	27.438	123.1	3:03.449		52.82	1:27.361	11:58:54.816
9 - D2	24.011	131.5	47.327	117.7	IN PIT		1:43.397	P	93.72	7.309	12:00:38.213

### P10 9 GT3PA Century Motorsport

### BMW M6 GT3

IDEAL LAP TIME : 1:36.093

BEST LAP TIME : 1:36.152

DIFFERENCE : 0.059

D1: Adrian WILLMOTT D2: Jack MITCHELL

LAP	SECTOR 1	SECTOR 2	SECTOR 3	LAP TIME	MPH	DIFF	TIME OF DAY				
1 - D2	OUTLAP	127.3	48.812	110.0	27.372	124.0	11:50:38.373				
2 - D2	24.551	131.8	47.240	114.9	26.703	123.5	1:38.494	98.39	2.342	11:52:16.867	
3 - D2	23.731	131.3	47.176	118.5	26.832	123.5	1:37.739	99.15	1.587	11:53:54.606	
4 - D2	23.541	132.8	46.789	117.3	28.016	124.0	1:38.346	98.54	2.194	11:55:32.952	
5 - D2	23.623	133.4	47.645	118.3	26.647	<b>124.7</b>	1:37.915	98.97	1.763	11:57:10.867	
6 - D2	24.426	133.4	48.340	118.3	26.948	123.1	1:39.714	97.19	3.562	11:58:50.581	
7 - D2	23.861	131.8	48.207	117.3	IN PIT		1:42.241	P	94.78	6.089	12:00:32.822
8 - D2	OUTLAP	131.8	47.116	118.5	27.924	122.9	4:03.806	39.75	2:27.654	12:04:36.628	
9 - D2	23.731	132.1	49.004	105.0	29.100	123.3	1:41.835	95.16	5.683	12:06:18.463	
10 - D2	23.757	132.1	47.295	114.5	IN PIT		1:42.340	P	94.69	6.188	12:08:00.803
11 - D2	OUTLAP	132.1	49.365	110.7	28.396	123.5	4:16.571	37.77	2:40.419	12:12:17.374	
12 - D2	23.706	132.6	47.529	117.1	29.942	124.2	1:41.177	95.78	5.025	12:13:58.551	
13 - D2	23.851	133.4	47.817	117.9	IN PIT		1:41.651	P	95.33	5.499	12:15:40.202
14 - D2	OUTLAP	131.0	48.159	116.5	27.252	122.4	3:07.323	51.73	1:31.171	12:18:47.525	
15 - D2	24.189	131.0	48.451	118.1	27.101	123.3	1:39.741	97.16	3.589	12:20:27.266	
16 - D2	23.945	132.3	47.764	115.9	26.998	123.3	1:38.707	98.18	2.555	12:22:05.973	
17 - D2	23.843	131.5	47.934	117.7	IN PIT		1:44.658	P	92.59	8.506	12:23:50.631
18 - D1	OUTLAP	131.0	47.710	117.1	27.571	122.4	4:38.499	34.79	3:02.347	12:28:29.130	
19 - D1	23.917	129.3	47.203	117.9	26.587	122.6	1:37.707	99.18	1.555	12:30:06.837	
20 - D1	24.453	132.8	47.344	117.7	26.631	123.3	1:38.428	98.46	2.276	12:31:45.265	
21 - D1	23.499	132.3	46.700	118.5	26.582	124.2	1:36.781	(3)	100.13	0.629	12:33:22.046
22 - D1	23.622	132.3	46.982	118.3	IN PIT		1:43.266	P	93.84	7.114	12:35:05.312
23 - D2	OUTLAP	132.6	47.052	116.1	28.130	124.2	2:48.988	57.34	1:12.836	12:37:54.300	
<b>24 - D2</b>	<b>23.424</b>	<b>133.6</b>	<b>46.278</b>	<b>118.9</b>	26.450	123.5	<b>1:36.152</b>	(1)	<b>100.79</b>		<b>12:39:30.452</b>
25 - D2	23.503	132.6	46.373	118.7	<b>26.391</b>	124.5	1:36.267	(2)	100.67	0.115	12:41:06.719

### P11 99 GT3PA Beechdean AMR

### Aston Martin V8 Vantage GT3

IDEAL LAP TIME : 1:36.560

BEST LAP TIME : 1:36.655

DIFFERENCE : 0.095

D1: Andrew HOWARD D2: Marco SØRENSEN

LAP	SECTOR 1	SECTOR 2	SECTOR 3	LAP TIME	MPH	DIFF	TIME OF DAY				
1 - D2	OUTLAP	127.8	48.941	112.9	29.409	122.0	11:41:58.092				
2 - D2	23.657	130.5	46.561	115.7	26.656	122.0	1:36.874	(3)	100.04	0.219	11:43:34.966
3 - D2	<b>23.504</b>	131.5	46.916	115.7	26.942	122.2	1:37.362	99.53	0.707	11:45:12.328	
4 - D2	23.639	131.8	<b>46.470</b>	115.9	26.615	122.4	1:36.724	(2)	100.19	0.069	11:46:49.052
<b>5 - D2</b>	23.522	131.5	46.547	115.9	<b>26.586</b>	122.4	<b>1:36.655</b>	(1)	<b>100.26</b>		<b>11:48:25.707</b>
6 - D2	23.539	131.8	46.915	115.7	IN PIT		1:40.318	P	96.60	3.663	11:50:06.025
7 - D2	OUTLAP	130.8	47.640	109.6	27.565	121.7	8:41.641	18.57	7:04.986	11:58:47.666	
8 - D2	26.581	120.4	49.147	115.1	28.069	122.0	1:43.797	93.36	7.142	12:00:31.463	
9 - D2	23.660	<b>132.1</b>	47.201	114.1	26.953	<b>122.6</b>	1:37.814	99.07	1.159	12:02:09.277	
10 - D2	23.950	130.0	47.033	115.5	IN PIT		1:40.784	P	96.15	4.129	12:03:50.061
11 - D1	OUTLAP	128.5	49.054	113.1	28.091	119.8	7:26.684	21.69	5:50.029	12:11:16.745	
12 - D1	24.137	130.3	48.122	115.5	27.411	118.7	1:39.670	97.23	3.015	12:12:56.415	
13 - D1	24.885	131.0	48.424	115.1	27.577	121.5	1:40.886	96.06	4.231	12:14:37.301	
14 - D1	24.622	126.1	48.167	115.1	27.678	119.8	1:40.467	96.46	3.812	12:16:17.768	
15 - D1	24.767	129.3	49.761	113.5	IN PIT		1:49.072	P	88.85	12.417	12:18:06.840
16 - D1	OUTLAP	128.0	48.651	115.1	27.655	121.1	5:11.162	31.14	3:34.507	12:23:18.002	
17 - D1	24.323	129.8	47.715	115.5	27.169	122.2	1:39.207	97.68	2.552	12:24:57.209	
18 - D1	24.314	129.5	47.511	116.3	26.947	122.4	1:38.772	98.11	2.117	12:26:35.981	
19 - D1	24.167	130.8	47.973	114.3	27.073	121.1	1:39.213	97.68	2.558	12:28:15.194	
20 - D1	23.864	131.0	47.457	115.5	26.917	121.7	1:38.238	98.65	1.583	12:29:53.432	
21 - D1	24.133	129.8	48.436	116.1	IN PIT		1:46.236	P	91.22	9.581	12:31:39.668

Weather / Track : Sunny / Dry

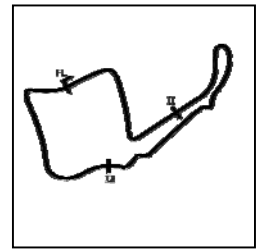
Oulton Park International

Circuit Length = 2.6920 miles

Start: 11:40 Flag 12:40 End: 12:42

# British GT Championship

## FREE PRACTICE 2 - SECTOR ANALYSIS



SECTOR 1 = FL to I1, SECTOR 2 = I1 to I2, SECTOR 3 = I2 to FL, DIFF = Difference To Personal Best Lap, P = Crossed Finish Line in Pit Lane, D = Time Disallowed

22 - D1	OUTLAP	129.8	49.710	112.5	29.952	121.3	3:07.310	51.73	1:30.655	12:34:46.978	
23 - D1	24.223	129.8	47.515	116.1	27.103	121.3	1:38.841	98.04	2.186	12:36:25.819	
24 - D1	23.944	130.8	48.850	115.1	27.306	121.7	1:40.100	96.81	3.445	12:38:05.919	
25 - D1	23.740	131.3	47.199	<b>116.9</b>	26.915	121.5	1:37.854	99.03	1.199	12:39:43.773	
26 - D1	23.995	130.8	48.770	115.7	IN PIT		1:44.933	<b>P</b>	92.35	8.278	12:41:28.706

### P12 18 GTCPA WPI Motorsport

### Porsche 911 GT3 Cup

IDEAL LAP TIME : 1:39.785

BEST LAP TIME : 1:40.225

DIFFERENCE : 0.440

D1: Michael IGOE

D2: Adam WILCOX

LAP	SECTOR 1	SECTOR 2	SECTOR 3	LAP TIME	MPH	DIFF	TIME OF DAY		
1 - D2	OUTLAP	112.5	52.671 97.6	29.012 125.2			11:42:11.658		
2 - D2	25.143	132.1	48.271 118.1	27.510 124.9	1:40.924	96.02	0.699	11:43:52.582	
3 - D2	24.806	132.6	49.573 118.1	27.626 <b>125.4</b>	1:42.005	95.00	1.780	11:45:34.587	
4 - D2	24.714	133.1	48.243 117.9	27.606 124.7	1:40.563	96.37	0.338	11:47:15.150	
5 - D2	26.064	128.8	50.376 117.5	IN PIT	1:50.587	<b>P</b>	87.63	10.362	11:49:05.737
6 - D2	OUTLAP	131.5	50.595 117.1	27.723 125.2	3:43.340	43.39	2:03.115	11:52:49.077	
7 - D2	24.718	133.6	48.086 <b>118.7</b>	27.507 124.5	1:40.311	<b>(2)</b>	96.61	0.086	11:54:29.388
8 - D2	24.804	132.6	<b>48.052</b> 118.5	27.689 123.8	1:40.545	<b>(3)</b>	96.38	0.320	11:56:09.933
9 - D2	25.284	132.6	48.967 117.9	IN PIT	1:48.565	<b>P</b>	89.26	8.340	11:57:58.498
10 - D1	OUTLAP	130.5	49.353 117.3	27.412 125.2	10:33.581	15.29	8:53.356	12:08:32.079	
11 - D1	25.099	132.3	48.537 118.1	27.365 124.9	1:41.001	95.95	0.776	12:10:13.080	
12 - D1	24.588	133.1	51.936 117.9	27.531 124.0	1:44.055	93.13	3.830	12:11:57.135	
<b>13 - D1</b>	24.709	132.8	48.301 118.1	<b>27.215</b> 125.2	<b>1:40.225</b>	<b>(1)</b>	<b>96.69</b>		<b>12:13:37.360</b>
14 - D1	24.678	133.4	48.510 118.3	27.364 <b>125.4</b>	1:40.552	96.38	0.327	12:15:17.912	
15 - D1	<b>24.518</b>	133.1	48.512 117.9	28.285 124.5	1:41.315	95.65	1.090	12:16:59.227	
16 - D1	25.040	133.6	48.648 118.1	27.462 125.2	1:41.150	95.81	0.925	12:18:40.377	
17 - D1	24.642	133.1	49.171 118.1	27.702 123.5	1:41.515	95.46	1.290	12:20:21.892	
18 - D1	24.657	133.4	48.791 118.1	27.544 124.7	1:40.992	95.96	0.767	12:22:02.884	
19 - D1	24.643	133.4	48.658 118.3	27.591 125.2	1:40.892	96.05	0.667	12:23:43.776	
20 - D1	24.796	133.9	49.092 117.3	27.806 <b>125.4</b>	1:41.694	95.29	1.469	12:25:25.470	
21 - D1	24.767	133.4	49.062 114.7	28.806 124.0	1:42.635	94.42	2.410	12:27:08.105	
22 - D1	24.852	132.1	49.235 118.1	27.942 124.9	1:42.029	94.98	1.804	12:28:50.134	
23 - D1	24.677	<b>134.2</b>	48.780 <b>118.7</b>	27.631 125.2	1:41.088	95.86	0.863	12:30:31.222	
24 - D1	25.007	132.8	49.897 117.9	27.763 125.2	1:42.667	94.39	2.442	12:32:13.889	
25 - D1	24.785	133.6	50.241 115.9	28.187 <b>125.4</b>	1:43.213	93.89	2.988	12:33:57.102	
26 - D1	24.922	132.6	49.182 117.9	27.664 <b>125.4</b>	1:41.768	95.22	1.543	12:35:38.870	
27 - D1	24.673	133.6	49.383 117.5	27.622 125.2	1:41.678	95.31	1.453	12:37:20.548	
28 - D1	24.750	133.4	48.856 118.3	27.588 125.2	1:41.194	95.76	0.969	12:39:01.742	
29 - D1	24.797	133.6	49.075 117.9	27.704 125.2	1:41.576	95.40	1.351	12:40:43.318	

### P13 15 GT4S Multimatic Motorsports

### Ford Mustang GT4

IDEAL LAP TIME : 1:43.840

BEST LAP TIME : 1:43.903

DIFFERENCE : 0.063

D1: Scott MAXWELL

D2: Seb PRIAULX

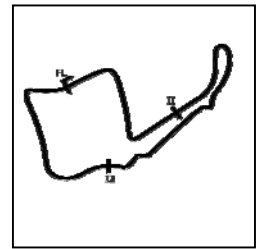
LAP	SECTOR 1	SECTOR 2	SECTOR 3	LAP TIME	MPH	DIFF	TIME OF DAY		
1 - D1	OUTLAP	116.7	55.581 104.0	30.272 112.5			11:49:29.932		
2 - D1	25.881	121.3	49.992 106.6	28.669 112.9	1:44.542	92.70	0.639	11:51:14.474	
3 - D1	25.853	121.3	50.733 107.2	IN PIT	1:49.660	<b>P</b>	88.37	5.757	11:53:04.134
4 - D1	OUTLAP	120.4	50.162 107.2	29.294 112.4	3:41.787	43.69	1:57.884	11:56:45.921	
5 - D1	25.827	121.5	50.012 106.3	28.905 111.6	1:44.744	92.52	0.841	11:58:30.665	
6 - D1	26.151	120.2	51.927 106.1	IN PIT	1:50.718	<b>P</b>	87.53	6.815	12:00:21.383
7 - D1	OUTLAP	120.0	51.203 106.6	28.848 112.5	3:09.330	51.18	1:25.427	12:03:30.713	
8 - D1	26.452	120.6	50.368 106.5	29.781 112.2	1:46.601	90.91	2.698	12:05:17.314	
9 - D1	25.967	120.0	50.132 106.6	28.702 112.5	1:44.801	92.47	0.898	12:07:02.115	
10 - D1	26.017	121.1	50.125 106.5	IN PIT	1:49.519	<b>P</b>	88.48	5.616	12:08:51.634
11 - D2	OUTLAP	120.6	51.300 106.6	29.015 112.5	4:12.348	38.40	2:28.445	12:13:03.982	
<b>12 - D2</b>	<b>25.589</b>	<b>122.2</b>	49.773 <b>108.0</b>	<b>28.541</b> 113.1	<b>1:43.903</b>	<b>(1)</b>	<b>93.27</b>		<b>12:14:47.885</b>
13 - D2	25.671	121.5	50.236 107.3	28.769 112.9	1:44.676	92.58	0.773	12:16:32.561	
14 - D2	25.737	121.3	50.298 106.6	28.671 112.9	1:44.706	92.55	0.803	12:18:17.267	
15 - D2	25.622	121.7	<b>49.710</b> 107.7	IN PIT	1:47.188	<b>P</b>	90.41	3.285	12:20:04.455
16 - D2	OUTLAP	118.9	51.851 106.8	28.783 113.1	4:10.535	38.68	2:26.632	12:24:14.990	
17 - D2	25.677	121.1	49.801 107.2	28.723 112.7	1:44.201	<b>(2)</b>	93.00	0.298	12:25:59.191
18 - D2	25.602	121.5	50.112 107.2	28.687 112.7	1:44.401	92.82	0.498	12:27:43.592	
19 - D2	25.708	121.3	49.804 107.3	28.784 111.8	1:44.296	92.92	0.393	12:29:27.888	

Weather / Track : Sunny / Dry

Oulton Park International  
Circuit Length = 2.6920 miles  
Start: 11:40 Flag 12:40 End: 12:42

# British GT Championship

## FREE PRACTICE 2 - SECTOR ANALYSIS



SECTOR 1 = FL to I1, SECTOR 2 = I1 to I2, SECTOR 3 = I2 to FL, DIFF = Difference To Personal Best Lap, P = Crossed Finish Line in Pit Lane, D = Time Disallowed

20 - D2	25.701	121.5	50.108	104.8	29.365	<b>113.3</b>	1:45.174	92.14	1.271	12:31:13.062
21 - D2	25.702	121.1	49.978	107.2	28.762	112.7	1:44.442	92.79	0.539	12:32:57.504
22 - D2	25.608	122.0	49.789	107.2	28.884	112.2	1:44.281 (3)	92.93	0.378	12:34:41.785
23 - D2	25.744	121.1	49.816	107.5	29.052	113.1	1:44.612	92.64	0.709	12:36:26.397
24 - D2	25.748	121.5	50.024	107.0	28.798	113.1	1:44.570	92.67	0.667	12:38:10.967
25 - D2	25.806	120.6	50.962	103.2	29.271	112.2	1:46.039	91.39	2.136	12:39:57.006
26 - D2	25.703	121.3	50.330	106.1	IN PIT		1:49.081 P	88.84	5.178	12:41:46.087

<b>P14 11 GT4PA Beechdean AMR</b>			<b>Aston Martin V8 Vantage GT4</b>								
IDEAL LAP TIME : 1:44.022			BEST LAP TIME : 1:44.084			DIFFERENCE : 0.062					
D1: Kelvin FLETCHER			D2: Martin PLOWMAN								
LAP	SECTOR 1	SECTOR 2	SECTOR 3	LAP TIME	MPH	DIFF	TIME OF DAY				
1 - D2	OUTLAP	118.9	50.912	105.3	29.174	111.8					11:42:40.793
2 - D2	26.123	118.9	50.141	106.1	29.029	111.8	1:45.293	92.04	1.209		11:44:26.086
3 - D2	25.858	120.6	50.012	106.5	29.178	111.6	1:45.048 (3)	92.25	0.964		11:46:11.134
4 - D2	27.494	115.7	50.858	106.0	IN PIT		1:50.809 P	87.45	6.725		11:48:01.943
5 - D2	OUTLAP	97.2	59.992	103.8	29.737	111.8	5:03.957	31.88	3:19.873		11:53:05.900
<b>6 - D2</b>	<b>25.646</b>	120.6	<b>49.690</b>	106.5	28.748	111.8	<b>1:44.084 (1)</b>	<b>93.11</b>			<b>11:54:49.984</b>
7 - D2	26.718	119.8	53.370	105.5	29.068	111.4	1:49.156	88.78	5.072		11:56:39.140
8 - D2	25.718	120.2	49.745	106.1	<b>28.686</b>	<b>112.2</b>	1:44.149 (2)	93.05	0.065		11:58:23.289
9 - D2	25.884	120.0	53.519	104.8	IN PIT		1:52.004 P	86.52	7.920		12:00:15.293
10 - D2	OUTLAP	118.9	50.143	106.1	29.138	111.1	4:19.388	37.36	2:35.304		12:04:34.681
11 - D2	25.854	120.2	50.225	106.6	IN PIT		1:48.019 P	89.71	3.935		12:06:22.700
12 - D1	OUTLAP	118.7	51.476	106.0	29.199	111.4	4:06.572	39.30	2:22.488		12:10:29.272
13 - D1	26.048	119.8	54.266	105.8	29.332	111.6	1:49.646	88.38	5.562		12:12:18.918
14 - D1	25.978	120.6	51.317	106.3	29.164	<b>112.2</b>	1:46.459	91.03	2.375		12:14:05.377
15 - D1	26.043	118.9	50.216	106.6	28.990	111.6	1:45.249	92.07	1.165		12:15:50.626
16 - D1	26.257	120.2	50.371	106.6	29.296	<b>112.2</b>	1:45.924	91.49	1.840		12:17:36.550
17 - D1	25.983	120.6	50.613	106.5	29.033	111.4	1:45.629	91.74	1.545		12:19:22.179
18 - D1	25.929	120.0	50.658	106.1	28.929	<b>112.2</b>	1:45.516	91.84	1.432		12:21:07.695
19 - D1	26.177	118.9	50.709	106.1	29.597	110.1	1:46.483	91.01	2.399		12:22:54.178
20 - D1	28.973	108.4	57.787	106.3	29.507	112.0	1:56.267	83.35	12.183		12:24:50.445
21 - D1	26.120	<b>121.5</b>	50.591	106.3	30.546	112.0	1:47.257	90.35	3.173		12:26:37.702
22 - D1	26.491	121.1	51.081	<b>106.8</b>	IN PIT		1:50.056 P	88.05	5.972		12:28:27.758

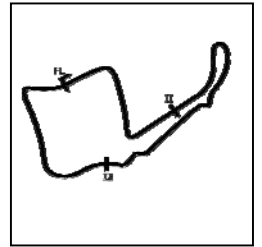
<b>P15 19 GT4S Multimatic Motorsports</b>			<b>Ford Mustang GT4</b>								
IDEAL LAP TIME : 1:44.101			BEST LAP TIME : 1:44.110			DIFFERENCE : 0.009					
D1: Jade BUFORD			D2: Chad MCCUMBEE								
LAP	SECTOR 1	SECTOR 2	SECTOR 3	LAP TIME	MPH	DIFF	TIME OF DAY				
1 - D2	OUTLAP	119.8	51.048	105.8	30.510	<b>112.5</b>					11:48:47.182
2 - D2	25.999	<b>121.1</b>	50.454	106.1	29.050	112.0	1:45.503	91.85	1.393		11:50:32.685
3 - D2	26.037	120.6	51.284	105.8	29.620	111.8	1:46.941	90.62	2.831		11:52:19.626
4 - D2	26.214	119.6	50.966	<b>106.3</b>	29.189	112.4	1:46.369	91.11	2.259		11:54:05.995
5 - D2	25.955	119.6	50.718	104.6	IN PIT		1:50.438 P	87.75	6.328		11:55:56.433
6 - D1	OUTLAP	119.4	50.937	105.5	29.058	111.1	3:35.472	44.97	1:51.362		11:59:31.905
7 - D1	26.540	114.9	50.668	105.0	28.889	111.2	1:46.097	91.34	1.987		12:01:18.002
8 - D1	25.828	120.0	50.272	105.8	28.706	111.4	1:44.806	92.46	0.696		12:03:02.808
9 - D1	26.655	120.0	52.171	104.6	IN PIT		1:51.147 P	87.19	7.037		12:04:53.955
10 - D1	OUTLAP	113.5	55.119	105.1	28.824	111.4	8:52.324	18.20	7:08.214		12:13:46.279
11 - D1	25.664	120.6	51.018	105.1	29.062	112.4	1:45.744	91.64	1.634		12:15:32.023
12 - D1	25.742	119.6	50.003	106.0	29.033	111.4	1:44.778	92.49	0.668		12:17:16.801
<b>13 - D1</b>	25.673	120.0	<b>49.745</b>	106.0	<b>28.692</b>	111.8	<b>1:44.110 (1)</b>	<b>93.08</b>			<b>12:19:00.911</b>
14 - D1	25.831	119.6	51.053	105.1	28.762	111.8	1:45.646	91.73	1.536		12:20:46.557
15 - D1	26.165	120.0	51.819	105.5	IN PIT		1:50.468 P	87.72	6.358		12:22:37.025
16 - D2	OUTLAP	107.8	53.224	106.0	29.159	111.8	4:44.100	34.11	2:59.990		12:27:21.125
17 - D2	25.913	120.2	52.085	86.9	30.265	112.2	1:48.263	89.51	4.153		12:29:09.388
18 - D2	25.892	120.6	50.061	<b>106.3</b>	28.896	112.0	1:44.849	92.43	0.739		12:30:54.237
19 - D2	25.777	120.4	50.014	105.6	28.776	112.0	1:44.567 (2)	92.68	0.457		12:32:38.804
20 - D2	25.872	120.2	50.483	<b>106.3</b>	IN PIT		1:50.826 P	87.44	6.716		12:34:29.630
21 - D2	OUTLAP	119.6	50.918	103.0	29.407	112.4	3:26.181	47.00	1:42.071		12:37:55.811
22 - D2	25.789	120.0	50.070	105.3	28.815	111.8	1:44.674 (3)	92.58	0.564		12:39:40.485
23 - D2	25.893	120.6	51.917	98.5	IN PIT		1:56.073 P	83.49	11.963		12:41:36.558

Weather / Track : Sunny / Dry

Oulton Park International  
 Circuit Length = 2.6920 miles  
 Start: 11:40 Flag 12:40 End: 12:42

# British GT Championship

## FREE PRACTICE 2 - SECTOR ANALYSIS



SECTOR 1 = FL to I1, SECTOR 2 = I1 to I2, SECTOR 3 = I2 to FL, DIFF = Difference To Personal Best Lap, P = Crossed Finish Line in Pit Lane, D = Time Disallowed

P16 43 GT4S Century Motorsport				BMW M4 GT4							
IDEAL LAP TIME : 1:44.253		BEST LAP TIME : 1:44.253		DIFFERENCE : 0.000							
D1: Andrew GORDON-COLEB		D2: Angus FENDER									
LAP	SECTOR 1	SECTOR 2		SECTOR 3		LAP TIME	MPH	DIFF	TIME OF DAY		
1 - D1	OUTLAP	118.5	52.076	105.8	29.201	112.4			11:45:45.968		
2 - D1	26.521	120.9	54.476	105.6	29.260	112.2	1:50.257	87.89	6.004	11:47:36.225	
3 - D1	26.422	120.6	51.388	106.5	29.253	112.2	1:47.063	90.51	2.810	11:49:23.288	
4 - D1	26.470	120.6	51.707	103.5	29.717	109.6	1:47.894	89.82	3.641	11:51:11.182	
5 - D1	26.177	120.9	52.082	105.8	29.467	112.5	1:47.726	89.96	3.473	11:52:58.908	
6 - D1	26.466	120.4	51.996	102.6	29.579	112.2	1:48.041	89.70	3.788	11:54:46.949	
7 - D1	26.416	120.6	51.611	106.3	IN PIT		1:50.605	P	87.62	6.352	11:56:37.554
8 - D2	OUTLAP	119.8	51.209	106.6	29.212	111.8	4:37.062	34.97	2:52.809		12:01:14.616
9 - D2	26.241	120.4	51.343	106.6	29.223	112.2	1:46.807	90.73	2.554		12:03:01.423
10 - D2	26.237	120.4	51.125	106.3	29.443	112.5	1:46.805	90.73	2.552		12:04:48.228
11 - D2	26.182	120.9	51.159	106.8	29.247	112.4	1:46.588	90.92	2.335		12:06:34.816
12 - D2	26.305	122.0	51.282	105.6	29.228	113.1	1:46.815	90.72	2.562		12:08:21.631
13 - D2	26.698	120.6	51.306	106.5	IN PIT		1:50.236	P	87.91	5.983	12:10:11.867
14 - D1	OUTLAP	119.4	51.362	107.3	28.844	112.9	4:32.607	35.55	2:48.354		12:14:44.474
15 - D1	25.666	122.4	50.227	107.8	28.670	112.7	1:44.563	92.68	0.310		12:16:29.037
16 - D1	25.742	121.3	49.987	107.5	28.708	112.7	1:44.437	(2)	92.79	0.184	12:18:13.474
17 - D1	25.909	122.0	50.070	107.2	28.631	113.1	1:44.610	92.64	0.357		12:19:58.084
18 - D1	26.865	120.0	51.491	107.5	IN PIT		1:51.047	P	87.27	6.794	12:21:49.131
19 - D2	OUTLAP	121.3	50.361	108.0	28.686	112.9	3:47.886	42.52	2:03.633		12:25:37.017
20 - D2	25.680	122.0	50.034	107.8	28.843	113.7	1:44.557	(3)	92.68	0.304	12:27:21.574
21 - D2	25.719	<b>122.6</b>	51.082	107.5	28.721	112.9	1:45.522	91.84	1.269		12:29:07.096
22 - D2	25.768	118.1	50.651	108.0	28.695	113.1	1:45.114	92.19	0.861		12:30:52.210
<b>23 - D2</b>	<b>25.658</b>	122.2	<b>49.978</b>	<b>108.2</b>	<b>28.617</b>	<b>113.9</b>	<b>1:44.253</b>	(1)	<b>92.95</b>		<b>12:32:36.463</b>
24 - D2	25.860	122.0	50.877	107.3	IN PIT		1:50.026	P	88.08	5.773	12:34:26.489

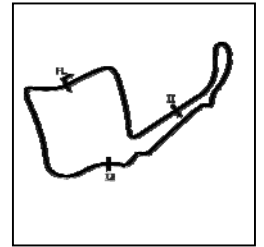
P17 97 GT4S TF Sport				Aston Martin V8 Vantage GT4							
IDEAL LAP TIME : 1:44.167		BEST LAP TIME : 1:44.325		DIFFERENCE : 0.158							
D1: Ashley HAND		D2: Tom CANNING									
LAP	SECTOR 1	SECTOR 2		SECTOR 3		LAP TIME	MPH	DIFF	TIME OF DAY		
1 - D1	OUTLAP	115.1	54.186	103.8	30.053	109.6			11:42:33.147		
2 - D1	26.667	118.1	52.173	104.3	29.587	109.8	1:48.427	89.38	4.102	11:44:21.574	
3 - D1	26.468	118.9	51.342	104.6	32.598	100.7	1:50.408	87.77	6.083	11:46:11.982	
4 - D1	27.165	118.9	51.644	104.8	31.044	111.1	1:49.853	88.22	5.528	11:48:01.835	
5 - D1	26.550	118.7	50.800	105.8	29.376	110.1	1:46.726	90.80	2.401	11:49:48.561	
6 - D1	26.200	118.9	50.801	104.6	29.259	110.9	1:46.260	91.20	1.935	11:51:34.821	
7 - D1	26.261	118.9	53.275	104.6	29.366	111.1	1:48.902	88.99	4.577	11:53:23.723	
8 - D1	26.152	119.4	50.747	105.6	29.095	110.7	1:45.994	91.43	1.669	11:55:09.717	
9 - D1	26.101	119.4	51.158	105.5	29.032	110.9	1:46.291	91.17	1.966	11:56:56.008	
10 - D1	28.146	116.3	55.182	104.8	IN PIT		1:56.858	P	82.93	12.533	11:58:52.866
11 - D2	OUTLAP	118.7	51.063	102.7	29.858	111.4	4:24.587	36.62	2:40.262		12:03:17.453
12 - D2	25.679	120.6	50.283	106.1	29.205	110.9	1:45.167	92.15	0.842		12:05:02.620
13 - D2	25.853	120.6	<b>49.748</b>	105.8	28.936	111.2	1:44.537	(2)	92.70	0.212	12:06:47.157
<b>14 - D2</b>	<b>25.640</b>	120.2	49.906	105.3	<b>28.779</b>	112.0	<b>1:44.325</b>	(1)	<b>92.89</b>		<b>12:08:31.482</b>
15 - D2	25.765	120.0	50.454	106.0	IN PIT		1:49.177	P	88.76	4.852	12:10:20.659
16 - D1	OUTLAP	116.3	51.705	105.8	29.259	110.9	3:48.376	42.43	2:04.051		12:14:09.035
17 - D1	25.971	119.6	55.104	105.3	29.890	110.9	1:50.965	87.33	6.640		12:16:00.000
18 - D1	26.338	118.7	50.725	106.3	28.953	111.2	1:46.016	91.41	1.691		12:17:46.016
19 - D1	25.916	120.4	50.263	<b>106.5</b>	28.987	111.2	1:45.166	92.15	0.841		12:19:31.182
20 - D1	26.879	118.7	52.014	106.1	29.158	111.2	1:48.051	89.69	3.726		12:21:19.233
21 - D1	25.943	120.0	50.534	106.0	30.350	111.2	1:46.827	90.71	2.502		12:23:06.060
22 - D1	26.022	120.6	52.453	105.6	IN PIT		1:51.963	P	86.55	7.638	12:24:58.023
23 - D2	OUTLAP	119.1	50.791	106.1	29.017	112.0	3:46.546	42.77	2:02.221		12:28:44.569
24 - D2	25.656	120.6	49.987	106.1	28.896	111.6	1:44.539	(3)	92.70	0.214	12:30:29.108
25 - D2	25.791	120.2	50.138	106.0	28.900	112.0	1:44.829	92.44	0.504		12:32:13.937
26 - D2	25.963	118.5	50.645	105.6	28.950	<b>112.4</b>	1:45.558	91.81	1.233		12:33:59.495
27 - D2	25.704	<b>120.9</b>	50.102	105.5	28.899	112.0	1:44.705	92.55	0.380		12:35:44.200
28 - D2	25.759	120.6	49.962	106.1	IN PIT		2:08.356	P	75.50	24.031	12:37:52.556

Weather / Track : Sunny / Dry

Oulton Park International  
Circuit Length = 2.6920 miles  
Start: 11:40 Flag 12:40 End: 12:42

# British GT Championship

## FREE PRACTICE 2 - SECTOR ANALYSIS



SECTOR 1 = FL to I1, SECTOR 2 = I1 to I2, SECTOR 3 = I2 to FL, DIFF = Difference To Personal Best Lap, P = Crossed Finish Line in Pit Lane, D = Time Disallowed

P18 20 GT4PA Balfie Motorsport		McLaren 570S GT4						
IDEAL LAP TIME : 1:44.491		BEST LAP TIME : 1:44.552		DIFFERENCE : 0.061				
D1: Graham JOHNSON		D2: Michael O'BRIEN						
LAP	SECTOR 1	SECTOR 2	SECTOR 3	LAP TIME	MPH	DIFF	TIME OF DAY	
1 - D1	OUTLAP	120.4	53.004	104.6	31.018	111.1		11:45:15.108
2 - D1	26.598	119.6	51.284	105.1	29.368	111.2		11:47:02.358
3 - D1	26.501	119.8	51.017	104.0	30.107	111.4		11:48:49.983
4 - D1	26.467	119.8	51.094	104.8	29.331	111.2		11:50:36.875
5 - D1	26.403	119.4	51.485	104.6	29.477	111.2		11:52:24.240
6 - D1	26.406	119.6	51.104	105.3	29.224	111.8		11:54:10.974
7 - D1	26.426	119.1	51.597	104.6	IN PIT			11:56:01.973
8 - D2	OUTLAP	119.1	51.272	105.0	29.495	111.4		12:02:11.756
9 - D2	26.292	119.8	51.085	105.6	29.313	110.9		12:03:58.446
10 - D2	26.734	118.3	50.726	105.3	29.399	111.1		12:05:45.305
11 - D2	26.098	119.6	50.801	105.1	29.232	112.5		12:07:31.436
12 - D2	25.986	121.1	50.402	105.6	29.362	111.1		12:09:17.186
13 - D2	26.049	120.6	50.549	105.5	IN PIT			12:11:06.718
14 - D1	OUTLAP	108.7	57.466	105.1	29.465	112.4		12:15:11.388
15 - D1	26.104	120.4	50.743	106.0	28.938	112.2		12:16:57.173
16 - D1	25.987	<b>121.7</b>	50.801	105.8	29.590	112.4		12:18:43.551
17 - D1	26.665	120.0	51.151	106.1	IN PIT			12:20:34.367
18 - D2	OUTLAP	103.5	53.905	106.5	29.115	112.0		12:24:49.202
19 - D2	25.850	120.4	<b>49.877</b>	106.5	<b>28.825</b>	<b>112.7</b>	<b>1:44.552 (1)</b>	<b>12:26:33.754</b>
20 - D2	25.976	109.4	50.944	<b>107.2</b>	28.943	112.5		12:28:19.617
21 - D2	<b>25.789</b>	120.6	50.037	106.5	IN PIT			12:30:08.183
22 - D2	OUTLAP	96.2	54.068	101.2	IN PIT			12:32:23.248
23 - D2	OUTLAP	120.6	50.069	106.5	IN PIT			12:34:31.425

P19 95 GT4S TF Sport		Aston Martin V8 Vantage GT4						
IDEAL LAP TIME : 1:44.556		BEST LAP TIME : 1:44.565		DIFFERENCE : 0.009				
D1: Patrick KIBBLE		D2: Josh PRICE						
LAP	SECTOR 1	SECTOR 2	SECTOR 3	LAP TIME	MPH	DIFF	TIME OF DAY	
1 - D1	OUTLAP	117.9	51.953	103.7	30.485	110.1		11:42:13.800
2 - D1	26.459	116.1	50.968	105.0	29.428	109.8		11:44:00.655
3 - D1	26.716	96.0	51.292	105.6	29.921	110.0		11:45:48.584
4 - D1	26.306	117.9	51.050	104.5	29.755	108.4		11:47:35.695
5 - D1	26.417	117.5	51.122	104.6	29.349	110.0		11:49:22.583
6 - D1	26.479	117.5	51.024	104.5	29.651	109.4		11:51:09.737
7 - D1	26.457	118.1	51.511	104.6	29.721	108.7		11:52:57.426
8 - D1	26.271	119.1	51.237	104.3	29.468	109.6		11:54:44.402
9 - D1	26.462	117.9	51.241	104.6	29.692	109.8		11:56:31.797
10 - D1	26.440	117.3	51.268	104.6	29.669	109.8		11:58:19.174
11 - D1	26.378	118.3	52.290	104.2	IN PIT			12:00:10.472
12 - D2	OUTLAP	95.5	55.097	102.6	30.159	109.8		12:04:05.172
13 - D2	26.715	118.5	51.499	104.8	29.675	110.5		12:05:53.061
14 - D2	26.709	116.9	51.507	104.5	29.700	110.7		12:07:40.977
15 - D2	27.041	97.6	52.983	104.3	29.689	110.7		12:09:30.690
16 - D2	26.735	117.1	53.756	105.0	IN PIT			12:11:26.368
17 - D1	OUTLAP	115.9	50.370	105.5	28.865	110.7		12:18:22.960
18 - D1	<b>25.809</b>	118.3	49.910	105.1	<b>28.846</b>	110.5	<b>1:44.565 (1)</b>	<b>12:20:07.525</b>
19 - D1	27.601	109.2	57.111	99.7	IN PIT			12:22:07.808
20 - D2	OUTLAP	118.9	51.543	95.5	29.416	<b>111.1</b>		12:25:31.389
21 - D2	25.851	<b>119.6</b>	<b>49.901</b>	<b>105.8</b>	28.988	110.5		12:27:16.129
22 - D2	26.618	118.5	50.716	<b>105.8</b>	IN PIT			12:29:06.733

P20 42 GT4S Century Motorsport		BMW M4 GT4						
IDEAL LAP TIME : 1:44.399		BEST LAP TIME : 1:44.629		DIFFERENCE : 0.230				
D1: Mark KIMBER		D2: Jacob MATHIASSEN						
LAP	SECTOR 1	SECTOR 2	SECTOR 3	LAP TIME	MPH	DIFF	TIME OF DAY	
1 - D1	OUTLAP	115.1	58.265	91.5	32.546	110.1		11:54:52.791
2 - D1	27.058	118.5	53.748	106.3	29.653	111.1		11:56:43.250
3 - D1	26.582	120.2	53.730	92.3	31.450	110.9		11:58:35.012

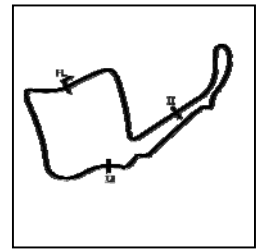
Weather / Track : Sunny / Dry

Oulton Park International  
Circuit Length = 2.6920 miles  
Start: 11:40 Flag 12:40 End: 12:42



# British GT Championship

## FREE PRACTICE 2 - SECTOR ANALYSIS



SECTOR 1 = FL to I1, SECTOR 2 = I1 to I2, SECTOR 3 = I2 to FL, DIFF = Difference To Personal Best Lap, P = Crossed Finish Line in Pit Lane, D = Time Disallowed

LAP	SECTOR 1	SECTOR 2	SECTOR 3	LAP TIME	MPH	DIFF	TIME OF DAY			
4 - D1	27.315	119.8	52.046	104.3	IN PIT	1:53.318 P	85.52	8.689	12:00:28.330	
5 - D1	OUTLAP	86.4	57.277	106.0	29.122	111.6	5:14.643	30.80	3:30.014	12:05:42.973
6 - D1	26.618	119.8	50.944	106.8	29.071	112.4	1:46.633	90.88	2.004	12:07:29.606
7 - D1	26.168	120.2	50.890	106.3	29.048	112.2	1:46.106	91.33	1.477	12:09:15.712
8 - D1	26.113	120.0	50.616	106.3	29.008	112.7	1:45.737	91.65	1.108	12:11:01.449
9 - D1	26.372	119.6	50.787	107.0	IN PIT	1:49.948 P	88.14	5.319	12:12:51.397	
10 - D1	OUTLAP	118.3	55.214	107.0	28.947	113.3	5:12.238	31.03	3:27.609	12:18:03.635
11 - D1	26.044	121.3	<b>49.866</b>	107.0	<b>28.719</b>	113.3	<b>1:44.629 (1)</b>	<b>92.62</b>		<b>12:19:48.264</b>
12 - D1	25.946	121.3	50.021	<b>107.8</b>	29.060	113.1	1:45.027 (3)	92.27	0.398	12:21:33.291
13 - D1	<b>25.814</b>	121.5	50.634	107.0	29.167	113.5	1:45.615	91.76	0.986	12:23:18.906
14 - D1	25.881	121.5	50.041	107.3	28.759	<b>113.7</b>	1:44.681 (2)	92.57	0.052	12:25:03.587
15 - D1	25.836	121.5	51.208	107.5	IN PIT	1:50.217 P	87.92	5.588	12:26:53.804	
16 - D2	OUTLAP	121.1	52.736	101.8	32.015	112.9	3:36.224	44.82	1:51.595	12:30:30.028
17 - D2	25.915	121.5	51.159	106.8	29.206	112.9	1:46.280	91.18	1.651	12:32:16.308
18 - D2	26.591	119.6	51.263	102.7	29.327	113.3	1:47.181	90.41	2.552	12:34:03.489
19 - D2	25.983	<b>122.2</b>	50.765	<b>107.8</b>	29.143	112.9	1:45.891	91.52	1.262	12:35:49.380
20 - D2	26.121	121.7	50.507	107.5	29.183	<b>113.7</b>	1:45.811	91.59	1.182	12:37:35.191
21 - D2	25.906	120.4	50.458	105.6	29.315	113.5	1:45.679	91.70	1.050	12:39:20.870
22 - D2	26.147	120.4	50.317	107.3	29.101	111.8	1:45.565	91.80	0.936	12:41:06.435

### P21 5 GT4S Tolman Motorsport McLaren 570S GT4

IDEAL LAP TIME : 1:44.724 BEST LAP TIME : 1:44.724 DIFFERENCE : 0.000  
 D1: Jordan COLLARD D2: Lewis PROCTOR

LAP	SECTOR 1	SECTOR 2	SECTOR 3	LAP TIME	MPH	DIFF	TIME OF DAY			
1 - D2	OUTLAP	106.5	55.180	78.1	31.097	110.0			11:53:10.465	
2 - D2	26.117	120.0	50.149	105.1	29.025	110.3	1:45.291 (2)	92.04	0.567	11:54:55.756
3 - D2	<b>25.894</b>	120.4	<b>49.939</b>	105.6	<b>28.891</b>	110.7	<b>1:44.724 (1)</b>	<b>92.54</b>		<b>11:56:40.480</b>
4 - D2	25.974	120.6	1:33.413	103.5	29.307	110.5	2:28.694	65.17	43.970	11:59:09.174
5 - D2	26.087	120.2	50.626	105.0	29.156	110.7	1:45.869	91.54	1.145	12:00:55.043
6 - D2	26.419	117.9	52.712	104.0	IN PIT	1:50.933 P	87.36	6.209	12:02:45.976	
7 - D1	OUTLAP	120.0	1:02.303	86.0	30.734	110.9	3:25.533	47.15	1:40.809	12:06:11.509
8 - D1	26.236	118.7	51.399	105.1	29.324	<b>112.2</b>	1:46.959	90.60	2.235	12:07:58.468
9 - D1	26.312	118.3	50.596	105.1	29.049	110.7	1:45.957	91.46	1.233	12:09:44.425
10 - D1	26.027	120.2	50.443	104.8	29.110	111.1	1:45.580	91.79	0.856	12:11:30.005
11 - D1	26.003	<b>120.9</b>	50.207	<b>105.8</b>	29.168	111.1	1:45.378 (3)	91.96	0.654	12:13:15.383
12 - D1	26.099	120.4	50.666	105.5	IN PIT	1:48.989 P	88.92	4.265	12:15:04.372	

### P22 32 GT4PA Track Focused KTM X-Bow GT4

IDEAL LAP TIME : 1:44.794 BEST LAP TIME : 1:44.881 DIFFERENCE : 0.087  
 D1: Mike MCCOLLUM D2: Sean COOPER

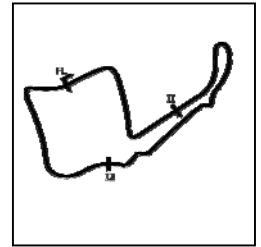
LAP	SECTOR 1	SECTOR 2	SECTOR 3	LAP TIME	MPH	DIFF	TIME OF DAY			
1 - D1	OUTLAP	114.5	51.512	101.8	29.289	106.8			11:42:50.413	
2 - D1	26.328	115.3	51.317	101.9	29.346	106.8	1:46.991	90.58	2.110	11:44:37.404
3 - D1	29.727	112.0	51.730	101.3	29.464	106.1	1:50.921	87.37	6.040	11:46:28.325
4 - D1	26.446	114.7	52.872	101.3	IN PIT	1:53.348 P	85.50	8.467	11:48:21.673	
5 - D1	OUTLAP	111.8	51.327	101.6	29.378	107.0	5:07.439	31.52	3:22.558	11:53:29.112
6 - D1	26.093	115.9	50.919	102.4	29.135	107.2	1:46.147	91.30	1.266	11:55:15.259
7 - D1	26.805	114.3	51.092	103.0	28.994	107.3	1:46.891	90.66	2.010	11:57:02.150
8 - D1	26.447	116.1	51.988	90.8	30.056	106.8	1:48.491	89.32	3.610	11:58:50.641
9 - D1	26.262	116.9	51.993	102.4	33.806	106.6	1:52.061	86.48	7.180	12:00:42.702
10 - D1	26.804	115.7	51.162	102.1	29.545	107.2	1:47.511	90.14	2.630	12:02:30.213
11 - D1	26.170	116.5	51.205	102.4	29.261	106.8	1:46.636	90.88	1.755	12:04:16.849
12 - D1	26.118	116.1	50.808	102.6	29.297	107.2	1:46.223	91.23	1.342	12:06:03.072
13 - D1	26.256	114.3	50.833	102.2	29.080	107.5	1:46.169	91.28	1.288	12:07:49.241
14 - D1	26.090	115.5	50.994	101.8	IN PIT	1:49.382 P	88.60	4.501	12:09:38.623	
15 - D2	OUTLAP	113.1	51.401	103.0	29.342	108.4	4:32.642	35.54	2:47.761	12:14:11.265
16 - D2	26.513	115.3	50.661	102.7	29.255	108.2	1:46.429	91.05	1.548	12:15:57.694
17 - D2	26.182	115.1	50.557	102.9	29.169	108.5	1:45.908	91.50	1.027	12:17:43.602
18 - D2	26.198	112.5	50.446	103.0	29.005	108.2	1:45.649	91.73	0.768	12:19:29.251
19 - D2	25.980	<b>117.5</b>	50.193	102.6	29.002	108.2	1:45.175 (3)	92.14	0.294	12:21:14.426
20 - D2	25.979	115.9	50.566	102.6	29.055	<b>108.7</b>	1:45.600	91.77	0.719	12:23:00.026
21 - D2	26.241	113.9	50.628	102.7	29.054	108.5	1:45.923	91.49	1.042	12:24:45.949
22 - D2	26.272	113.7	50.418	102.7	<b>28.912</b>	108.5	1:45.602	91.77	0.721	12:26:31.551

Weather / Track : Sunny / Dry

Oulton Park International  
 Circuit Length = 2.6920 miles  
 Start: 11:40 Flag 12:40 End: 12:42

# British GT Championship

## FREE PRACTICE 2 - SECTOR ANALYSIS



SECTOR 1 = FL to I1, SECTOR 2 = I1 to I2, SECTOR 3 = I2 to FL, DIFF = Difference To Personal Best Lap, P = Crossed Finish Line in Pit Lane, D = Time Disallowed

23 - D2	26.246	115.1	50.387	102.9	29.125	108.4	1:45.758	91.63	0.877	12:28:17.309
24 - D2	26.144	114.1	50.374	<b>103.4</b>	28.959	108.0	1:45.477	91.88	0.596	12:30:02.786
25 - D2	<b>25.876</b>	115.3	52.688	102.6	29.045	108.2	1:47.609	90.06	2.728	12:31:50.395
<b>26 - D2</b>	25.907	117.1	<b>50.006</b>	103.0	28.968	108.4	<b>1:44.881 (1)</b>	<b>92.40</b>		<b>12:33:35.276</b>
27 - D2	25.879	115.3	50.176	103.0	29.070	108.4	1:45.125 (2)	92.18	0.244	12:35:20.401
28 - D2	26.230	114.7	50.369	102.9	29.499	108.2	1:46.098	91.34	1.217	12:37:06.499
29 - D2	26.377	116.3	50.961	102.7	IN PIT		1:51.068 P	87.25	6.187	12:38:57.567

P23 35 GT4S Optimum Motorsport		Aston Martin V8 Vantage GT4								
IDEAL LAP TIME : 1:44.739		BEST LAP TIME : 1:44.926		DIFFERENCE : 0.187						
D1: Connor O'BRIEN		D2: Jack BUTEL								
LAP	SECTOR 1	SECTOR 2	SECTOR 3	LAP TIME	MPH	DIFF	TIME OF DAY			
1 - D2	OUTLAP	115.1	53.845	103.5	29.761	109.1				11:43:10.105
2 - D2	26.726	116.1	50.963	104.5	29.107	110.0	1:46.796	90.74	1.870	11:44:56.901
3 - D2	26.320	117.3	50.887	104.5	29.318	109.8	1:46.525	90.97	1.599	11:46:43.426
4 - D2	26.280	117.5	50.826	104.5	29.426	110.3	1:46.532	90.97	1.606	11:48:29.958
5 - D2	26.333	115.9	50.533	104.3	29.362	109.8	1:46.228	91.23	1.302	11:50:16.186
6 - D2	26.140	116.5	50.590	104.5	29.142	110.0	1:45.872	91.53	0.946	11:52:02.058
7 - D2	25.995	118.5	50.502	105.1	29.068	110.3	1:45.565	91.80	0.639	11:53:47.623
8 - D2	26.297	118.1	50.759	105.3	IN PIT		1:51.593 P	86.84	6.667	11:55:39.216
9 - D1	OUTLAP	117.1	52.133	105.0	29.226	110.7	3:58.299	40.66	2:13.373	11:59:37.515
10 - D1	25.992	118.9	50.329	105.5	28.978	110.9	1:45.299	92.03	0.373	12:01:22.814
11 - D1	26.046	118.9	50.394	105.5	<b>28.840</b>	111.2	1:45.280 (3)	92.05	0.354	12:03:08.094
12 - D1	25.992	119.1	<b>50.046</b>	106.0	29.062	111.1	1:45.100 (2)	92.21	0.174	12:04:53.194
13 - D1	25.999	119.1	51.304	105.6	29.742	110.9	1:47.045	90.53	2.119	12:06:40.239
14 - D1	25.956	119.1	50.552	105.3	29.063	<b>111.6</b>	1:45.571	91.79	0.645	12:08:25.810
<b>15 - D1</b>	<b>25.853</b>	119.1	50.083	105.5	28.990	111.1	<b>1:44.926 (1)</b>	<b>92.36</b>		<b>12:10:10.736</b>
16 - D1	26.104	118.7	55.207	105.1	IN PIT		1:54.295 P	84.79	9.369	12:12:05.031
17 - D1	OUTLAP	76.3	53.409	104.8	29.401	111.2	3:24.750	47.33	1:39.824	12:15:29.781
18 - D1	26.790	119.4	50.879	105.5	30.602	109.1	1:48.271	89.50	3.345	12:17:18.052
19 - D1	26.320	118.9	51.143	105.1	29.398	110.5	1:46.861	90.69	1.935	12:19:04.913
20 - D1	25.956	<b>119.8</b>	50.564	105.6	IN PIT		1:48.481 P	89.33	3.555	12:20:53.394
21 - D1	OUTLAP	85.5	52.148	102.9	29.456	111.2	3:08.217	51.49	1:23.291	12:24:01.611
22 - D1	26.070	119.4	50.795	105.5	29.270	110.9	1:46.135	91.31	1.209	12:25:47.746
23 - D1	26.236	118.3	50.699	<b>106.1</b>	IN PIT		1:49.072 P	88.85	4.146	12:27:36.818
24 - D2	OUTLAP	117.3	53.985	104.6	29.381	110.7	3:19.233	48.64	1:34.307	12:30:56.051
25 - D2	26.336	118.9	50.780	105.3	29.220	111.1	1:46.336	91.13	1.410	12:32:42.387
26 - D2	26.216	119.1	50.803	105.3	29.414	110.9	1:46.433	91.05	1.507	12:34:28.820
27 - D2	26.256	119.4	50.564	105.8	29.130	111.4	1:45.950	91.47	1.024	12:36:14.770
28 - D2	26.156	119.6	50.618	105.3	29.156	111.2	1:45.930	91.48	1.004	12:38:00.700
29 - D2	26.159	118.9	51.265	106.0	IN PIT		1:54.271 P	84.80	9.345	12:39:54.971

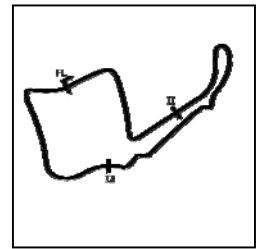
P24 77 GT4PA Fox Motorsport		Mercedes-AMG GT4								
IDEAL LAP TIME : 1:44.772		BEST LAP TIME : 1:45.019		DIFFERENCE : 0.247						
D1: Mark MURFITT		D2: Michael BROADHURST								
LAP	SECTOR 1	SECTOR 2	SECTOR 3	LAP TIME	MPH	DIFF	TIME OF DAY			
1 - D1	OUTLAP	112.7	52.559	102.7	29.607	110.0				11:42:25.565
2 - D1	26.975	120.2	51.613	103.5	29.493	110.0	1:48.081	89.66	3.062	11:44:13.646
3 - D1	26.588	120.2	51.523	103.5	29.524	109.6	1:47.635	90.03	2.616	11:46:01.281
4 - D1	26.393	120.4	51.528	104.0	29.643	109.8	1:47.564	90.09	2.545	11:47:48.845
5 - D1	26.530	120.2	51.472	103.8	29.657	109.1	1:47.659	90.01	2.640	11:49:36.504
6 - D1	26.298	120.2	51.312	103.5	29.353	110.1	1:46.963	90.60	1.944	11:51:23.467
7 - D1	26.500	119.6	51.362	103.8	29.680	110.7	1:47.542	90.11	2.523	11:53:11.009
8 - D1	26.475	120.4	51.553	103.4	29.513	109.6	1:47.541	90.11	2.522	11:54:58.550
9 - D1	26.329	120.4	51.357	103.7	IN PIT		1:52.865 P	85.86	7.846	11:56:51.415
10 - D1	OUTLAP	102.1	55.362	100.9	31.159	109.8	4:43.333	34.20	2:58.314	12:01:34.748
11 - D1	26.021	120.6	53.247	91.0	30.882	110.9	1:50.150	87.98	5.131	12:03:24.898
12 - D1	27.114	119.6	51.967	100.1	29.516	110.0	1:48.597	89.24	3.578	12:05:13.495
13 - D1	26.438	118.9	51.240	102.9	29.776	111.1	1:47.454	90.19	2.435	12:07:00.949
14 - D1	26.067	120.6	51.052	103.8	29.357	110.7	1:46.476	91.01	1.457	12:08:47.425
15 - D1	25.920	121.1	50.631	103.8	29.042	110.7	1:45.593	91.77	0.574	12:10:33.018
16 - D1	26.243	112.4	53.168	103.5	IN PIT		1:54.049 P	84.97	9.030	12:12:27.067
17 - D1	OUTLAP	119.4	50.816	103.5	29.090	110.1	3:44.816	43.10	1:59.797	12:16:11.883

Weather / Track : Sunny / Dry

Oulton Park International  
 Circuit Length = 2.6920 miles  
 Start: 11:40 Flag 12:40 End: 12:42

# British GT Championship

## FREE PRACTICE 2 - SECTOR ANALYSIS



SECTOR 1 = FL to I1, SECTOR 2 = I1 to I2, SECTOR 3 = I2 to FL, DIFF = Difference To Personal Best Lap, P = Crossed Finish Line in Pit Lane, D = Time Disallowed

18 - D1	26.005	120.6	50.616	104.2	29.180	110.0	1:45.801	91.59	0.782	12:17:57.684	
19 - D1	25.999	121.1	50.623	103.7	29.121	110.1	1:45.743	91.64	0.724	12:19:43.427	
20 - D1	26.033	121.1	50.759	104.0	29.336	111.2	1:46.128	91.31	1.109	12:21:29.555	
21 - D1	25.844	121.3	50.515	104.5	29.011	110.7	1:45.370	91.97	0.351	12:23:14.925	
22 - D1	25.815	121.5	51.814	104.0	IN PIT		1:51.678	P	86.77	6.659	12:25:06.603
23 - D2	OUTLAP	120.4	50.737	104.5	29.038	110.0	3:15.533		49.56	1:30.514	12:28:22.136
24 - D2	26.155	121.7	50.457	104.6	29.098	110.9	1:45.710	91.67	0.691	12:30:07.846	
<b>25 - D2</b>	25.945	121.1	<b>50.179</b>	104.6	28.895	110.3	<b>1:45.019 (1)</b>	<b>92.28</b>			<b>12:31:52.865</b>
26 - D2	25.896	<b>122.0</b>	50.462	104.5	28.956	110.3	1:45.314	(3)	92.02	0.295	12:33:38.179
27 - D2	<b>25.806</b>	121.5	50.719	104.5	28.906	110.1	1:45.431	91.92	0.412	12:35:23.610	
28 - D2	26.017	121.5	54.091	<b>105.0</b>	31.078	<b>111.4</b>	1:51.186	87.16	6.167	12:37:14.796	
<b>29 - D2</b>	25.918	120.4	50.314	104.8	<b>28.787</b>	110.9	<b>1:45.019 (1)</b>	<b>92.28</b>			<b>12:38:59.815</b>
30 - D2	25.829	121.5	50.709	104.5	IN PIT		1:49.627	P	88.40	4.608	12:40:49.442

### P25 57 GT4S HHC Motorsport

### McLaren 570S GT4

IDEAL LAP TIME : 1:45.053 BEST LAP TIME : 1:45.053 DIFFERENCE : 0.000  
 D1: Dean MACDONALD D2: Callum POINTON

LAP	SECTOR 1	SECTOR 2	SECTOR 3	LAP TIME	MPH	DIFF	TIME OF DAY				
1 - D2	OUTLAP	<b>122.4</b>	51.677	105.8	29.179	112.9				11:43:22.996	
2 - D2	26.118	120.9	51.297	105.6	29.672	111.4	1:47.087	90.49	2.034	11:45:10.083	
3 - D2	26.117	121.5	51.808	105.0	29.426	111.8	1:47.351	90.27	2.298	11:46:57.434	
4 - D2	26.590	118.7	51.519	105.5	29.329	112.4	1:47.438	90.20	2.385	11:48:44.872	
5 - D2	26.213	121.1	51.552	105.1	29.483	111.8	1:47.248	90.36	2.195	11:50:32.120	
6 - D2	26.432	119.8	53.102	105.1	IN PIT		1:53.978	P	85.02	8.925	11:52:26.098
7 - D2	OUTLAP	116.5	55.444	92.3	32.712	112.9	6:26.623	25.06	4:41.570		11:58:52.721
8 - D2	26.421	121.3	53.052	93.3	32.034	112.2	1:51.507	86.91	6.454	12:00:44.228	
9 - D2	26.403	121.1	51.625	105.8	29.256	113.1	1:47.284	90.33	2.231	12:02:31.512	
10 - D2	26.191	121.5	51.304	105.6	29.366	112.0	1:46.861	(3)	90.69	1.808	12:04:18.373
11 - D2	26.218	122.0	51.479	106.8	IN PIT		1:50.968	P	87.33	5.915	12:06:09.341
12 - D1	OUTLAP	120.9	50.710	105.8	31.731	113.3	3:48.300	42.44	2:03.247		12:09:57.641
13 - D1	26.028	120.4	1:18.782	95.4	IN PIT		2:20.520	P	68.96	35.467	12:12:18.161
14 - D1	OUTLAP	121.5	50.482	<b>107.2</b>	29.288	<b>113.5</b>	3:56.871	40.91	2:11.818		12:16:15.032
15 - D1	25.909	121.3	50.352	106.1	29.047	<b>113.5</b>	1:45.308	(2)	92.02	0.255	12:18:00.340
<b>16 - D1</b>	<b>25.774</b>	121.3	<b>50.271</b>	107.0	<b>29.008</b>	<b>113.5</b>	<b>1:45.053 (1)</b>	<b>92.25</b>			<b>12:19:45.393</b>
17 - D1	26.190	120.0	55.534	106.1	IN PIT		1:58.730	P	81.62	13.677	12:21:44.123
18 - D2	OUTLAP	116.7	54.696	106.5	30.436	112.5	11:26.275	14.12	9:41.222		12:33:10.398
19 - D2	27.463	119.6	53.535	103.2	29.808	112.7	1:50.806	87.46	5.753	12:35:01.204	
20 - D2	26.605	119.8	51.939	106.8	31.943	96.5	1:50.487	87.71	5.434	12:36:51.691	
21 - D2	29.618	120.6	54.568	103.4	29.571	113.3	1:53.757	85.19	8.704	12:38:45.448	
22 - D2	26.341	121.3	52.096	106.8	29.980	111.6	1:48.417	89.38	3.364	12:40:33.865	

### P26 4 GT4S Tolman Motorsport

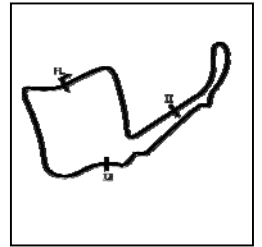
### McLaren 570S GT4

IDEAL LAP TIME : 1:44.900 BEST LAP TIME : 1:45.153 DIFFERENCE : 0.253  
 D1: James DORLIN D2: Josh SMITH

LAP	SECTOR 1	SECTOR 2	SECTOR 3	LAP TIME	MPH	DIFF	TIME OF DAY				
1 - D2	OUTLAP	112.0	56.448	97.2	29.589	110.7				11:54:04.689	
<b>2 - D2</b>	26.041	119.4	<b>49.928</b>	104.8	29.184	110.7	<b>1:45.153 (1)</b>	<b>92.16</b>			<b>11:55:49.842</b>
3 - D2	<b>25.920</b>	120.0	50.400	104.5	29.128	110.7	1:45.448	91.90	0.295	11:57:35.290	
4 - D2	26.050	119.6	50.130	104.8	29.131	110.9	1:45.311	(2)	92.02	0.158	11:59:20.601
5 - D2	26.089	119.6	50.316	104.5	<b>29.052</b>	110.7	1:45.457	91.89	0.304	12:01:06.058	
6 - D2	26.029	119.4	50.264	105.0	29.144	110.9	1:45.437	(3)	91.91	0.284	12:02:51.495
7 - D2	26.053	<b>120.2</b>	50.711	104.6	IN PIT		1:50.401	P	87.78	5.248	12:04:41.896
8 - D1	OUTLAP	119.6	51.871	90.6	29.508	<b>111.6</b>	3:10.603	50.84	1:25.450		12:07:52.499
9 - D1	25.993	119.6	50.426	<b>105.5</b>	29.601	111.1	1:46.020	91.41	0.867	12:09:38.519	
10 - D1	26.007	119.6	50.462	105.3	29.294	111.2	1:45.763	91.63	0.610	12:11:24.282	
11 - D1	26.161	119.6	50.283	105.0	29.176	111.2	1:45.620	91.75	0.467	12:13:09.902	
12 - D1	26.059	<b>120.2</b>	50.431	103.7	29.383	<b>111.6</b>	1:45.873	91.53	0.720	12:14:55.775	
13 - D1	25.988	119.8	50.317	<b>105.5</b>	29.386	111.2	1:45.691	91.69	0.538	12:16:41.466	
14 - D1	26.054	120.0	50.378	105.0	IN PIT		1:48.713	P	89.14	3.560	12:18:30.179

# British GT Championship

## FREE PRACTICE 2 - SECTOR ANALYSIS



SECTOR 1 = FL to I1, SECTOR 2 = I1 to I2, SECTOR 3 = I2 to FL, DIFF = Difference To Personal Best Lap, P = Crossed Finish Line in Pit Lane, D = Time Disallowed

P27 44 GT4PA Invictus Games Racing		Jaguar F-TYPE SVR GT4								
IDEAL LAP TIME : 1:44.967		BEST LAP TIME : 1:45.242		DIFFERENCE : 0.275						
D1: Steve MCCULLEY		D2: Matthew GEORGE								
LAP	SECTOR 1	SECTOR 2	SECTOR 3	LAP TIME	MPH	DIFF	TIME OF DAY			
1 - D2	OUTLAP	112.4	50.993	<b>107.2</b>	<b>28.873</b>	<b>113.3</b>		11:42:15.544		
2 - D2	26.033	<b>122.4</b>	50.417	106.8	28.980	112.7	1:45.430 (3)	91.92	0.188	11:44:00.974
3 - D2	26.320	121.7	50.517	106.3	28.921	112.5	1:45.758	91.63	0.516	11:45:46.732
4 - D2	26.309	121.3	50.873	106.6	29.049	112.0	1:46.231	91.22	0.989	11:47:32.963
5 - D2	25.954	121.7	51.473	106.6	IN PIT		1:50.862 P	87.41	5.620	11:49:23.825
6 - D2	OUTLAP	120.2	50.458	106.3	29.165	111.4	4:15.591	37.91	2:30.349	11:53:39.416
7 - D2	<b>25.762</b>	121.5	50.474	106.5	29.020	111.8	1:45.256 (2)	92.07	0.014	11:55:24.672
8 - D2	26.039	121.7	50.536	106.3	29.136	111.1	1:45.711	91.67	0.469	11:57:10.383
9 - D2	26.309	121.5	51.898	106.0	IN PIT		1:51.291 P	87.08	6.049	11:59:01.674
10 - D1	OUTLAP	120.0	54.148	94.5	30.450	110.1	3:47.740	42.55	2:02.498	12:02:49.414
11 - D1	26.750	121.1	51.781	105.5	30.358	112.0	1:48.889	89.00	3.647	12:04:38.303
12 - D1	26.727	120.9	51.875	103.7	29.878	110.9	1:48.480	89.33	3.238	12:06:26.783
13 - D1	27.080	120.9	51.878	105.0	30.154	111.6	1:49.112	88.81	3.870	12:08:15.895
14 - D1	26.974	121.1	52.065	105.0	IN PIT		1:53.392 P	85.46	8.150	12:10:09.287
15 - D1	OUTLAP	103.2	52.384	105.1	29.773	111.1	3:51.110	41.93	2:05.868	12:14:00.397
16 - D1	26.493	121.1	51.552	105.5	29.756	111.4	1:47.801	89.89	2.559	12:15:48.198
17 - D1	26.572	120.0	51.471	105.6	30.155	95.7	1:48.198	89.57	2.956	12:17:36.396
18 - D1	27.332	121.3	51.502	105.3	IN PIT		1:52.327 P	86.27	7.085	12:19:28.723
19 - D1	OUTLAP	120.4	51.662	106.0	29.805	111.8	3:38.927	44.26	1:53.685	12:23:07.650
20 - D1	26.245	121.5	51.872	105.0	29.591	111.6	1:47.708	89.97	2.466	12:24:55.358
21 - D1	26.562	119.6	51.956	105.8	29.515	111.8	1:48.033	89.70	2.791	12:26:43.391
22 - D1	26.172	121.5	51.736	106.5	29.988	111.8	1:47.896	89.82	2.654	12:28:31.287
23 - D1	26.435	120.9	51.926	104.6	29.783	111.4	1:48.144	89.61	2.902	12:30:19.431
24 - D1	26.892	120.6	52.205	105.8	IN PIT		1:52.838 P	85.88	7.596	12:32:12.269
25 - D1	OUTLAP	121.7	51.260	106.8	29.326	111.6	3:34.895	45.09	1:49.653	12:35:47.164
<b>26 - D1</b>	<b>25.929</b>	<b>122.0</b>	<b>50.332</b>	<b>106.8</b>	<b>28.981</b>	<b>112.0</b>	<b>1:45.242 (1)</b>	<b>92.08</b>		<b>12:37:32.406</b>
27 - D1	26.081	121.5	51.219	104.3	30.341	108.9	1:47.641	90.03	2.399	12:39:20.047
28 - D1	27.579	116.1	52.049	103.7	IN PIT		1:55.978 P	83.56	10.736	12:41:16.025

P28 66 GT4PA Team Parker Racing		Mercedes-AMG GT4								
IDEAL LAP TIME : 1:45.247		BEST LAP TIME : 1:45.247		DIFFERENCE : 0.000						
D1: Nick JONES		D2: Scott MALVERN								
LAP	SECTOR 1	SECTOR 2	SECTOR 3	LAP TIME	MPH	DIFF	TIME OF DAY			
1 - D1	OUTLAP	117.7	52.016	103.2	29.267	110.1				11:44:47.335
2 - D1	26.777	118.1	51.403	103.5	29.119	110.0	1:47.299	90.32	2.052	11:46:34.634
3 - D1	26.194	119.8	51.273	103.8	29.422	108.9	1:46.889	90.66	1.642	11:48:21.523
4 - D1	26.190	118.7	51.653	103.5	29.700	109.2	1:47.543	90.11	2.296	11:50:09.066
5 - D1	26.261	118.7	51.223	103.4	29.339	109.4	1:46.823 (3)	90.72	1.576	11:51:55.889
6 - D1	26.194	117.7	51.337	103.4	29.403	109.8	1:46.934	90.62	1.687	11:53:42.823
7 - D1	26.056	119.4	51.163	103.4	29.479	110.3	1:46.698 (2)	90.82	1.451	11:55:29.521
8 - D1	26.303	117.3	51.358	102.9	29.480	109.6	1:47.141	90.45	1.894	11:57:16.662
9 - D1	26.369	118.9	52.869	101.2	IN PIT		1:52.250 P	86.33	7.003	11:59:08.912
10 - D1	OUTLAP	118.1	51.659	102.9	IN PIT		2:07.191 P	76.19	21.944	12:01:16.103
11 - D1	OUTLAP	119.6	51.697	102.9	IN PIT		2:07.303 P	76.12	22.056	12:03:23.406
12 - D2	OUTLAP	117.3	51.070	103.2	29.341	110.3	6:05.387	26.52	4:20.140	12:09:28.793
<b>13 - D2</b>	<b>25.870</b>	<b>120.2</b>	<b>50.413</b>	<b>103.8</b>	<b>28.964</b>	<b>110.9</b>	<b>1:45.247 (1)</b>	<b>92.08</b>		<b>12:11:14.040</b>
14 - D2	26.830	95.1	51.380	103.7	IN PIT		1:50.003 P	88.10	4.756	12:13:04.043
15 - D2	OUTLAP	119.1	50.727	<b>104.0</b>	IN PIT		2:05.262 P	77.36	20.015	12:15:09.305
16 - D2	OUTLAP	119.6	51.745	103.5	IN PIT		3:40.659 P	43.91	1:55.412	12:18:49.964
17 - D2	OUTLAP	119.4	51.167	103.4	IN PIT		3:35.320 P	45.00	1:50.073	12:22:25.284

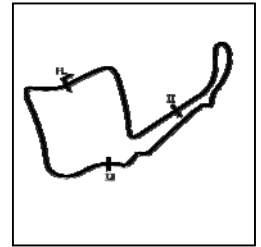
P29 58 GT4S HHC Motorsport		McLaren 570S GT4								
IDEAL LAP TIME : 1:44.883		BEST LAP TIME : 1:45.403		DIFFERENCE : 0.520						
D1: Tom JACKSON		D2: Luke WILLIAMS								
LAP	SECTOR 1	SECTOR 2	SECTOR 3	LAP TIME	MPH	DIFF	TIME OF DAY			
1 - D1	OUTLAP	118.5	52.359	104.0	29.552	111.4				11:50:50.099
2 - D1	26.395	121.3	50.851	104.2	29.436	112.0	1:46.682	90.84	1.279	11:52:36.781
3 - D1	26.441	121.5	50.474	105.5	29.214	112.0	1:46.129	91.31	0.726	11:54:22.910

Weather / Track : Sunny / Dry

Oulton Park International  
Circuit Length = 2.6920 miles  
Start: 11:40 Flag 12:40 End: 12:42

# British GT Championship

## FREE PRACTICE 2 - SECTOR ANALYSIS



SECTOR 1 = FL to I1, SECTOR 2 = I1 to I2, SECTOR 3 = I2 to FL, DIFF = Difference To Personal Best Lap, P = Crossed Finish Line in Pit Lane, D = Time Disallowed

4 - D1	26.130	119.8	50.599	104.8	29.247	112.4	1:45.976	91.44	0.573	11:56:08.886	
5 - D1	26.232	120.2	51.718	104.6	29.755	113.3	1:47.705	89.98	2.302	11:57:56.591	
6 - D1	26.033	<b>122.9</b>	50.508	105.6	29.187	112.2	1:45.728	91.66	0.325	11:59:42.319	
7 - D1	26.222	121.1	51.676	104.8	29.243	112.9	1:47.141	90.45	1.738	12:01:29.460	
8 - D1	26.158	121.1	51.315	105.1	29.444	112.4	1:46.917	90.64	1.514	12:03:16.377	
9 - D1	26.111	121.5	50.720	105.1	IN PIT		1:51.700	<b>P</b>	86.76	6.297	12:05:08.077
10 - D1	OUTLAP	87.2	53.424	104.6	29.630	111.4	3:57.216	40.85	2:11.813	12:09:05.293	
11 - D1	26.404	120.6	50.425	105.3	29.225	113.5	1:46.054	91.38	0.651	12:10:51.347	
12 - D1	26.044	122.0	50.415	106.1	29.102	112.5	1:45.561	<b>(3)</b>	91.80	0.158	12:12:36.908
13 - D1	26.040	121.5	50.653	104.8	29.175	113.5	1:45.868	91.54	0.465	12:14:22.776	
<b>14 - D1</b>	26.079	121.7	<b>50.026</b>	105.3	29.298	112.9	<b>1:45.403</b>	<b>(1)</b>	<b>91.94</b>		<b>12:16:08.179</b>
15 - D1	26.107	122.0	51.392	104.5	IN PIT		1:54.119	<b>P</b>	84.92	8.716	12:18:02.298
16 - D2	OUTLAP	121.5	51.307	105.8	29.071	112.5	3:42.325	43.59	1:56.922	12:21:44.623	
17 - D2	26.118	121.5	50.942	104.8	29.341	112.9	1:46.401	91.08	0.998	12:23:31.024	
18 - D2	26.164	121.3	50.708	105.3	<b>28.996</b>	112.7	1:45.868	91.54	0.465	12:25:16.892	
19 - D2	26.004	122.0	1:14.204	101.8	IN PIT		2:14.466	<b>P</b>	72.07	29.063	12:27:31.358
20 - D2	OUTLAP	120.6	51.159	104.5	29.082	112.2	3:33.776	45.33	1:48.373	12:31:05.134	
21 - D2	25.970	122.2	50.962	105.3	29.721	113.3	1:46.653	90.86	1.250	12:32:51.787	
22 - D2	25.938	122.4	50.449	106.1	29.145	112.4	1:45.532	<b>(2)</b>	91.83	0.129	12:34:37.319
23 - D2	<b>25.861</b>	122.0	50.473	<b>106.3</b>	29.528	112.7	1:45.862	91.54	0.459	12:36:23.181	
24 - D2	25.877	122.2	51.824	104.8	32.367	<b>113.7</b>	1:50.068	88.04	4.665	12:38:13.249	
25 - D2	25.868	122.4	56.453	96.1	IN PIT		1:59.159	<b>P</b>	81.33	13.756	12:40:12.408

### P30 61 GT4S Academy Motorsport

### Aston Martin V8 Vantage GT4

IDEAL LAP TIME : 1:45.198

BEST LAP TIME : 1:45.485

DIFFERENCE : 0.287

D1: Ben HURST

D2: Micah STANLEY

LAP	SECTOR 1	SECTOR 2	SECTOR 3	LAP TIME	MPH	DIFF	TIME OF DAY				
1 - D1	OUTLAP	118.7	52.732	106.0	29.354	110.7	11:47:32.129				
2 - D1	26.407	119.6	51.603	103.4	29.525	111.6	1:47.535	90.12	2.050	11:49:19.664	
3 - D1	26.110	119.4	51.726	104.0	29.311	111.2	1:47.147	90.44	1.662	11:51:06.811	
4 - D1	26.102	120.9	51.215	105.6	29.181	111.2	1:46.498	90.99	1.013	11:52:53.309	
5 - D1	26.018	119.8	50.606	106.0	29.214	111.6	1:45.838	<b>(3)</b>	91.56	0.353	11:54:39.147
6 - D1	26.310	120.2	51.304	105.5	IN PIT		1:52.025	<b>P</b>	86.51	6.540	11:56:31.172
7 - D2	OUTLAP	93.0	51.697	105.3	29.263	111.2	4:05.480	39.47	2:19.995	12:00:36.652	
8 - D2	26.170	120.0	52.351	90.0	29.400	112.0	1:47.921	89.79	2.436	12:02:24.573	
9 - D2	26.245	119.8	<b>50.196</b>	106.0	29.211	112.0	1:45.652	<b>(2)</b>	91.72	0.167	12:04:10.225
<b>10 - D2</b>	25.999	120.6	50.415	105.6	<b>29.071</b>	111.6	<b>1:45.485</b>	<b>(1)</b>	<b>91.87</b>		<b>12:05:55.710</b>
11 - D2	<b>25.931</b>	<b>121.1</b>	50.802	104.2	29.268	<b>112.5</b>	1:46.001	91.42	0.516	12:07:41.711	
12 - D2	26.255	120.2	50.700	<b>106.1</b>	IN PIT		1:49.696	<b>P</b>	88.34	4.211	12:09:31.407

### P31 23 GT4S RACE Performance

### Ford Mustang GT4

IDEAL LAP TIME : 1:45.425

BEST LAP TIME : 1:45.905

DIFFERENCE : 0.480

D1: Sam SMELT

D2: Arón TAYLOR-SMITH

LAP	SECTOR 1	SECTOR 2	SECTOR 3	LAP TIME	MPH	DIFF	TIME OF DAY				
1 - D1	OUTLAP	116.7	54.904	106.0	29.426	110.9	11:49:49.493				
2 - D1	26.268	119.4	50.842	105.8	29.214	111.2	1:46.324	91.14	0.419	11:51:35.817	
3 - D1	26.165	120.0	50.790	105.6	29.209	111.6	1:46.164	<b>(3)</b>	91.28	0.259	11:53:21.981
4 - D1	26.220	119.4	50.989	105.5	29.134	111.8	1:46.343	91.13	0.438	11:55:08.324	
5 - D1	26.187	119.6	50.887	104.8	IN PIT		1:51.566	<b>P</b>	86.86	5.661	11:56:59.890
6 - D2	OUTLAP	119.4	51.688	106.5	29.966	112.7	3:21.949	47.98	1:36.044	12:00:21.839	
7 - D2	26.389	120.9	50.997	106.6	<b>28.978</b>	<b>113.3</b>	1:46.364	91.11	0.459	12:02:08.203	
8 - D2	26.370	120.4	<b>50.521</b>	<b>106.8</b>	29.063	112.7	1:45.954	<b>(2)</b>	91.46	0.049	12:03:54.157
<b>9 - D2</b>	<b>25.926</b>	<b>122.0</b>	50.816	106.5	29.163	112.4	<b>1:45.905</b>	<b>(1)</b>	<b>91.50</b>		<b>12:05:40.062</b>
10 - D2	25.981	<b>122.0</b>	57.451	91.0	IN PIT		2:03.996	<b>P</b>	78.15	18.091	12:07:44.058

### P32 62 GT4S Academy Motorsport

### Aston Martin V8 Vantage GT4

IDEAL LAP TIME : 1:45.435

BEST LAP TIME : 1:46.217

DIFFERENCE : 0.782

D1: Alex TOTH-JONES

D2: Will MOORE

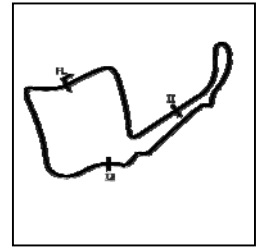
LAP	SECTOR 1	SECTOR 2	SECTOR 3	LAP TIME	MPH	DIFF	TIME OF DAY				
1 - D2	OUTLAP	115.7	52.373	103.7	30.793	110.7	11:52:14.594				
2 - D2	26.047	117.7	51.090	105.5	29.126	111.4	1:46.263	<b>(2)</b>	91.20	0.046	11:54:00.857
<b>3 - D2</b>	26.425	117.9	50.838	105.1	<b>28.954</b>	111.2	<b>1:46.217</b>	<b>(1)</b>	<b>91.24</b>		<b>11:55:47.074</b>

Weather / Track : Sunny / Dry

Oulton Park International  
Circuit Length = 2.6920 miles  
Start: 11:40 Flag 12:40 End: 12:42

# British GT Championship

## FREE PRACTICE 2 - SECTOR ANALYSIS



SECTOR 1 = FL to I1, SECTOR 2 = I1 to I2, SECTOR 3 = I2 to FL, DIFF = Difference To Personal Best Lap, P = Crossed Finish Line in Pit Lane, D = Time Disallowed

4 - D2	<b>25.849</b>	119.8	51.692	104.2	IN PIT		1:49.760	<b>P</b>	88.29	3.543	11:57:36.834
5 - D1	OUTLAP	103.2	52.723	<b>105.8</b>	29.264	111.4	3:53.930		41.42	2:07.713	12:01:30.764
6 - D1	26.038	119.6	52.229	105.3	29.271	111.2	1:47.538	<b>(3)</b>	90.11	1.321	12:03:18.302
7 - D1	26.127	119.6	<b>50.632</b>	105.6	IN PIT		1:51.119	<b>P</b>	87.21	4.902	12:05:09.421
8 - D2	OUTLAP	118.9	50.635	105.5	IN PIT		3:44.322	<b>P</b>	43.20	1:58.105	12:08:53.743
9 - D2	OUTLAP	120.0	50.937	105.1	IN PIT		3:49.408	<b>P</b>	42.24	2:03.191	12:12:43.151
10 - D1	OUTLAP	119.6	51.034	105.6	IN PIT		3:44.697	<b>P</b>	43.13	1:58.480	12:16:27.848
11 - D2	OUTLAP	117.9	50.813	105.5	IN PIT		4:16.516	<b>P</b>	37.78	2:30.299	12:20:44.364
12 - D1	OUTLAP	118.9	51.164	105.5	29.083	<b>111.8</b>	3:46.801		42.73	2:00.584	12:24:31.165
13 - D1	26.122	119.6	51.811	<b>105.8</b>	IN PIT		1:50.712	<b>P</b>	87.53	4.495	12:26:21.877
14 - D1	OUTLAP	<b>120.4</b>	52.411	105.6	IN PIT		3:50.991	<b>P</b>	41.95	2:04.774	12:30:12.868
15 - D2	OUTLAP	115.7	51.485	86.9	IN PIT		3:54.491	<b>P</b>	41.32	2:08.274	12:34:07.359

### P33 75 GT4S Optimum Motorsport

### Aston Martin V8 Vantage GT4

IDEAL LAP TIME : 1:45.986

BEST LAP TIME : 1:46.247

DIFFERENCE : 0.261

D1: Patrik MATTHIESEN D2: Mike ROBINSON

LAP	SECTOR 1	SECTOR 2	SECTOR 3	LAP TIME	MPH	DIFF	TIME OF DAY
1 - D2	OUTLAP	117.3	52.537	105.1	29.358	108.9	11:42:41.684
<b>2 - D2</b>	26.242	118.3	50.772	105.0	29.233	110.1	<b>1:46.247 (1)</b>
3 - D2	26.312	118.7	50.938	105.0	29.338	109.8	1:46.588
4 - D2	26.405	118.3	<b>50.656</b>	<b>105.5</b>	29.371	108.9	1:46.432
5 - D2	26.420	117.9	51.176	104.2	IN PIT		1:50.025 <b>P</b>
6 - D2	OUTLAP	117.1	51.208	104.5	29.377	109.4	3:44.760
7 - D2	26.295	118.3	50.724	105.3	29.372	108.9	1:46.391 <b>(3)</b>
8 - D2	26.342	118.3	50.826	104.8	29.235	110.0	1:46.403
9 - D2	26.242	118.9	51.396	104.5	29.529	<b>110.7</b>	1:47.167
10 - D2	26.383	<b>119.4</b>	51.421	104.5	IN PIT		1:52.776 <b>P</b>
11 - D2	OUTLAP	117.3	50.956	104.6	29.413	109.8	3:44.772
12 - D2	<b>26.193</b>	119.1	50.987	105.3	30.198	110.5	1:47.378
13 - D2	26.240	118.7	51.050	104.6	<b>29.137</b>	110.3	1:46.427
14 - D2	26.242	118.1	50.786	105.3	29.226	110.3	1:46.254 <b>(2)</b>
15 - D2	26.211	117.9	50.921	105.0	IN PIT		1:49.069 <b>P</b>
16 - D1	OUTLAP	117.5	52.473	103.8	29.505	110.3	3:51.249
17 - D1	26.527	116.5	51.314	104.2	29.427	110.3	1:47.268
18 - D1	26.343	118.7	51.109	104.8	29.328	110.5	1:46.780
19 - D1	26.441	117.9	51.534	104.8	29.528	110.1	1:47.503
20 - D1	26.334	117.9	51.197	104.0	IN PIT		1:49.886 <b>P</b>
21 - D1	OUTLAP	94.3	55.520	104.8	30.005	110.3	4:23.963
22 - D1	26.277	116.9	51.361	104.3	29.480	110.0	1:47.118
23 - D1	26.364	118.9	51.126	104.6	29.712	109.4	1:47.202
24 - D1	26.358	118.3	51.237	104.0	29.381	110.1	1:46.976
25 - D1	26.302	118.7	51.310	103.7	IN PIT		1:50.156 <b>P</b>
26 - D1	OUTLAP	117.1	52.034	103.2	30.360	105.8	3:48.749
27 - D1	26.940	117.9	51.427	104.3	IN PIT		1:51.509 <b>P</b>

### P34 7 GT3S Team Parker Racing

### Bentley Continental GT3

IDEAL LAP TIME : 1:38.635

BEST LAP TIME :

DIFFERENCE :

D1: Ryan RATCLIFFE D2: Glynn GEDDIE

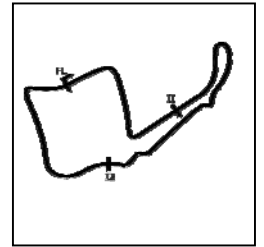
LAP	SECTOR 1	SECTOR 2	SECTOR 3	LAP TIME	MPH	DIFF	TIME OF DAY
<b>1 - D1</b>	OUTLAP	128.8	1:02.538	40.5	IN PIT		<b>11:49:43.560</b>
2 - D1	OUTLAP	89.2	1:06.246	80.2	IN PIT		11:07.760 <b>P</b>
3 - D1	OUTLAP	93.4	59.048	82.3	IN PIT		13:31.431 <b>P</b>
4 - D1	OUTLAP	130.5	48.869	116.9	27.274	122.4	12:24.010
5 - D1	<b>24.006</b>	<b>131.0</b>	<b>47.819</b>	117.1	IN PIT		1:42.217 <b>P</b>
6 - D2	OUTLAP	104.6	55.643	110.9	IN PIT		3:14.152 <b>P</b>
7 - D2	OUTLAP	129.8	48.773	117.3	IN PIT		2:51.093 <b>P</b>
8 - D2	OUTLAP	<b>131.0</b>	48.601	116.7	IN PIT		2:54.566 <b>P</b>
9 - D2	OUTLAP	130.8	48.085	<b>117.5</b>	<b>26.810</b>	<b>123.5</b>	2:56.710

Weather / Track : Sunny / Dry

Oulton Park International  
Circuit Length = 2.6920 miles  
Start: 11:40 Flag 12:40 End: 12:42

# British GT Championship

## FREE PRACTICE 2 - SECTOR ANALYSIS



SECTOR 1 = FL to I1, SECTOR 2 = I1 to I2, SECTOR 3 = I2 to FL, DIFF = Difference To Personal Best Lap, P = Crossed Finish Line in Pit Lane, D = Time Disallowed

P35 22 GT3PA Balfe Motorsport		McLaren 720S GT3						
IDEAL LAP TIME : 1:39.572		BEST LAP TIME :		DIFFERENCE :				
D1: Shaun BALFE		D2: Rob BELL						
LAP	SECTOR 1	SECTOR 2	SECTOR 3	LAP TIME	MPH	DIFF	TIME OF DAY	
1 - D2	OUTLAP	130.0	47.620	115.9	27.648		11:51:08.451	
2 - D2	24.304	130.0	53.445	92.5	IN PIT	1:49.388 P	88.59	11:52:57.839

# British GT Championship

## FREE PRACTICE 2 - DRIVER STATISTICS

POS	NO	CL	PIC	TEAM / DRIVERS	CAR	LAPS	RACE TIME	%	BEST	ON	MPH
1	69	GT3PA	1	Barwell Motorsport	Lamborghini Huracan GT3 EVO	26	<b>1:01:12.435</b>				
				Sam DE HAAN (GBR)		19	41:34.850	67.93	1:36.770	14	100.14
				Jonny COCKER (GBR)		6	10:01.354	16.37	1:34.827	22	102.19
2	72	GT3PA	2	Barwell Motorsport	Lamborghini Huracan GT3 EVO	28	<b>59:56.990</b>				
				Adam BALON (GBR)		19	38:04.661	63.52	1:36.344	18	100.59
				Phil KEEN (GBR)		8	13:21.230	22.28	1:34.910	24	102.11
3	2	GT3PA	3	TF Sport	Aston Martin V8 Vantage GT3	27	<b>59:56.446</b>				
				Mark FARMER (GBR)		21	40:37.168	67.77	1:36.084	2	100.86
				Nicki THIIM (DNK)		5	8:00.434	13.36	1:35.178	27	101.82
4	8	GT3PA	4	Team ABBA Racing	Mercedes-AMG GT3	19	<b>35:12.883</b>				
				Richard NEARY (GBR)		10	20:43.504	58.85	1:38.106	17	98.78
				Adam CHRISTODOULOU (GBR)		8	14:29.379	41.15	1:35.289	13	101.70
5	3	GT3PA	5	Century Motorsport	BMW M6 GT3	25	<b>54:09.733</b>				
				Dominic PAUL (GBR)		19	37:16.929	68.83	1:36.962	6	99.94
				Ben GREEN (GBR)		5	8:28.790	15.66	1:35.405	23	101.58
6	6	GT3PA	6	RAM Racing	Mercedes-AMG GT3	24	<b>43:52.590</b>				
				Ian LOGGIE (GBR)		22	39:50.053	90.79	1:35.561	4	101.41
				Callum MACLEOD (GBR)		1	2:51.951	6.53		0	
7	47	GT3PA	7	TF Sport	Aston Martin V8 Vantage GT3	27	<b>53:54.990</b>				
				Graham DAVIDSON (GBR)		23	45:04.672	83.61	1:35.896	23	101.06
				Jonny ADAM (GBR)		3	5:10.629	9.60	1:38.474	26	98.41
8	96	GT3S	1	Optimum Motorsport	Aston Martin V8 Vantage GT3	29	<b>58:42.380</b>				
				Oliver WILKINSON (GBR)		24	45:06.664	76.84	1:36.545	24	100.38
				Bradley ELLIS (GBR)		4	6:32.723	11.15	1:35.928	28	101.02
9	31	GT3PA	8	JRM Racing	Bentley Continental GT3	9	<b>20:24.675</b>				
				Rick PARFITT JNR (GBR)		8	14:50.754	72.73	1:36.088	2	100.85
				Seb MORRIS (GBR)		0	0.000	0.00		0	
10	9	GT3PA	9	Century Motorsport	BMW M6 GT3	25	<b>52:09.629</b>				
				Adrian WILLMOTT (GBR)		21	40:49.203	78.26	1:36.781	21	100.13
				Jack MITCHELL (GBR)		3	4:49.764	9.26	1:36.152	24	100.79
11	99	GT3PA	10	Beechdean AMR	Aston Martin V8 Vantage GT3	26	<b>1:01:13.254</b>				
				Andrew HOWARD (GBR)		25	49:15.408	80.46	1:36.655	5	100.26
				Marco SØRENSEN (GBR)		0	0.000	0.00		0	
12	18	GTCPA	1	WPI Motorsport	Porsche 911 GT3 Cup	29	<b>1:00:22.883</b>				
				Michael IGOE (GBR)		28	58:21.691	96.65	1:40.225	13	96.69
				Adam WILCOX (GBR)		0	0.000	0.00		0	
13	15	GT4S	1	Multimatic Motorsports	Ford Mustang GT4	26	<b>54:07.420</b>				
				Scott MAXWELL (CAN)		9	20:17.604	37.49	1:44.542	2	92.70
				Seb PRIAULX (GBR)		16	28:01.555	51.78	1:43.903	12	93.27
14	11	GT4PA	1	Beechdean AMR	Aston Martin V8 Vantage GT4	22	<b>47:31.492</b>				
				Kelvin FLETCHER (GBR)		21	41:48.785	87.98	1:44.084	6	93.11
				Martin PLOWMAN (GBR)		0	0.000	0.00		0	
15	19	GT4S	2	Multimatic Motorsports	Ford Mustang GT4	23	<b>54:37.349</b>				
				Jade BUFORD (USA)		14	31:30.617	57.69	1:44.110	13	93.08
				Chad MCCUMBEE (USA)		8	14:23.168	26.34	1:44.567	19	92.68
16	43	GT4S	3	Century Motorsport	BMW M4 GT4	24	<b>50:28.309</b>				
				Andrew GORDON-COLEBROOKE (GBR)		11	26:27.211	52.41	1:44.437	16	92.79
				Angus FENDER (GBR)		12	24:01.098	47.59	1:44.253	23	92.95
17	97	GT4S	4	TF Sport	Aston Martin V8 Vantage GT4	28	<b>57:12.844</b>				
				Ashley HAND (GBR)		16	35:27.287	61.97	1:45.166	19	92.15
				Tom CANNING (GBR)		11	21:45.557	38.03	1:44.325	14	92.89
18	20	GT4PA	2	Balfe Motorsport	McLaren 570S GT4	23	<b>51:05.336</b>				
				Graham JOHNSON (GBR)		10	26:39.581	52.18	1:45.785	15	91.61
				Michael O'BRIEN (GBR)		12	23:47.347	46.56	1:44.552	19	92.69
19	95	GT4S	5	TF Sport	Aston Martin V8 Vantage GT4	22	<b>48:41.140</b>				
				Patrick KIBBLE (GBR)		13	28:48.739	59.18	1:44.565	18	92.68
				Josh PRICE (GBR)		8	19:52.401	40.82	1:44.740	21	92.52

Oulton Park International  
Circuit Length = 2.6920 miles  
Start: 11:40 Flag 12:40 End: 12:42

Weather / Track : Sunny / Dry



# British GT Championship

## FREE PRACTICE 2 - DRIVER STATISTICS

POS	NO	CL	PIC	TEAM / DRIVERS	CAR	LAPS	RACE TIME	%	BEST	ON	MPH
20	42	GT4S	6	Century Motorsport Mark KIMBER (GBR) Jacob MATHIASSEN (DNK)	BMW M4 GT4	22	<b>48:13.709</b>				
						14	29:04.393	60.28	1:44.629	11	92.62
						7	12:26.736	25.81	1:45.565	22	91.80
21	5	GT4S	7	Tolman Motorsport Jordan COLLARD (GBR) Lewis PROCTOR (GBR)	McLaren 570S GT4	12	<b>23:48.722</b>				
						11	23:48.722	100.00	1:44.724	3	92.54
						0	0.000	0.00		0	
22	32	GT4PA	3	Track Focused Mike MCCOLLUM (GBR) Sean COOPER (GBR)	KTM X-Bow GT4	29	<b>57:53.810</b>				
						13	28:01.396	48.40	1:46.147	6	91.30
						15	26:32.055	45.83	1:44.881	26	92.40
23	35	GT4S	8	Optimum Motorsport Connor O'BRIEN (IRL) Jack BUTEL (GBR)	Aston Martin V8 Vantage GT4	29	<b>58:35.212</b>				
						22	44:51.991	76.58	1:44.926	15	92.36
						6	10:48.411	18.45	1:45.930	28	91.48
24	77	GT4PA	4	Fox Motorsport Mark MURFITT (GBR) Michael BROADHURST (GBR)	Mercedes-AMG GT4	30	<b>1:00:13.443</b>				
						21	41:09.722	68.35	1:45.370	21	91.97
						8	14:13.593	23.62	1:45.019	25	92.28
25	57	GT4S	9	HHC Motorsport Dean MACDONALD (GBR) Callum POINTON (GBR)	McLaren 570S GT4	22	<b>58:58.253</b>				
						16	42:59.369	72.90	1:45.053	16	92.25
						5	9:17.096	15.74	1:48.417	22	89.38
26	4	GT4S	10	Tolman Motorsport James DORLIN (GBR) Josh SMITH (GBR)	McLaren 570S GT4	14	<b>26:20.081</b>				
						13	26:20.081	100.00	1:45.153	2	92.16
						0	0.000	0.00		0	
27	44	GT4PA	5	Invictus Games Racing Steve MCCULLEY (GBR) Matthew GEORGE (GBR)	Jaguar F-TYPE SVR GT4	28	<b>1:00:45.236</b>				
						27	52:32.537	86.48	1:45.242	26	92.08
						0	0.000	0.00		0	
28	66	GT4PA	6	Team Parker Racing Nick JONES (GBR) Scott MALVERN (GBR)	Mercedes-AMG GT4	17	<b>39:24.302</b>				
						10	24:05.932	61.16	1:46.698	7	90.82
						6	10:43.641	27.22	1:45.247	13	92.08
29	58	GT4S	11	HHC Motorsport Tom JACKSON (GBR) Luke WILLIAMS (GBR)	McLaren 570S GT4	25	<b>51:10.644</b>				
						14	28:49.408	56.32	1:45.403	14	91.94
						10	18:23.340	35.93	1:45.532	22	91.83
30	61	GT4S	12	Academy Motorsport Ben HURST (GBR) Micah STANLEY (GBR)	Aston Martin V8 Vantage GT4	12	<b>23:46.945</b>				
						5	13:02.126	54.81	1:45.838	5	91.56
						6	10:44.819	45.19	1:45.485	10	91.87
31	23	GT4S	13	RACE Performance Sam SMELT (GBR) Árón TAYLOR-SMITH (IRL)	Ford Mustang GT4	10	<b>19:45.952</b>				
						4	10:30.859	53.19	1:46.164	3	91.28
						5	9:15.093	46.81	1:45.905	9	91.50
32	62	GT4S	14	Academy Motorsport Alex TOTH-JONES (GBR) Will MOORE (GBR)	Aston Martin V8 Vantage GT4	15	<b>43:41.065</b>				
						10	28:26.005	65.09	1:46.217	3	91.24
						4	11:12.685	25.66		0	
33	75	GT4S	15	Optimum Motorsport Patrik MATTHIESEN (GBR) Mike ROBINSON (GBR)	Aston Martin V8 Vantage GT4	27	<b>59:05.926</b>				
						26	50:33.852	85.56	1:46.247	2	91.21
						0	0.000	0.00		0	
34	7	GT3S	2	Team Parker Racing Ryan RATCLIFFE (GBR) Glynn GEDDIE (GBR)	Bentley Continental GT3	9	<b>53:01.523</b>				
						4	11:18.192	21.32		0	
						4	7:07.885	13.45		0	
35	22	GT3PA	11	Balfe Motorsport Shaun BALFE (GBR) Rob BELL (GBR)	McLaren 720S GT3	2	<b>3:28.140</b>				
						1	3:28.140	100.00		0	
						0	0.000	0.00		0	

Oulton Park International  
Circuit Length = 2.6920 miles  
Start: 11:40 Flag 12:40 End: 12:42

Weather / Track : Sunny / Dry

# British GT Championship

## FREE PRACTICE 2 - PIT STOP ANALYSIS

<b>P1</b>	<b>69 GT3PA</b>	<b>Barwell Motorsport</b>	<b>Lamborghini Huracan GT3 EVO</b>				
D1: Sam DE HAAN	Total Stint: 19 Laps - 41:34.850 (67.93%)		Best Lap: 1:36.770 On Lap 14 @ 100.14 mph				
D2: Jonny COCKER	Total Stint: 6 Laps - 10:01.354 (16.37%)		Best Lap: 1:34.827 On Lap 22 @ 102.19 mph				

STOP	IN TIME	DRIVER IN	STINT TIME	STOP TIME	TOTAL STOP TIME	OUT TIME	DRIVER OUT
1 -	11:48:42.823	Jonny COCKER	8:12.524	4:54.643	4:54.643	11:53:37.466	Sam DE HAAN
2 -	12:09:57.825	Sam DE HAAN	16:20.359	2:15.066	7:09.709	12:12:12.891	Sam DE HAAN
3 -	12:13:56.129	Sam DE HAAN	1:43.238	1:09.985	8:19.694	12:15:06.114	Sam DE HAAN
4 -	12:16:48.439	Sam DE HAAN	1:42.325	1:09.313	9:29.007	12:17:57.752	Sam DE HAAN
5 -	12:19:38.681	Sam DE HAAN	1:40.929	1:10.030	10:39.037	12:20:48.711	Sam DE HAAN
6 -	12:22:32.000	Sam DE HAAN	1:43.289	1:09.888	11:48.925	12:23:41.888	Sam DE HAAN
7 -	12:25:24.356	Sam DE HAAN	1:42.468	3:35.075	15:24.000	12:28:59.431	Jonny COCKER
8 -	12:35:41.993	Jonny COCKER	6:42.562	1:31.509	16:55.509	12:37:13.502	Jonny COCKER
9 -	12:38:52.853	Jonny COCKER	1:39.351	1:10.440	18:05.949	12:40:03.293	Jonny COCKER
10 -	12:41:42.734	Jonny COCKER					

<b>P2</b>	<b>72 GT3PA</b>	<b>Barwell Motorsport</b>	<b>Lamborghini Huracan GT3 EVO</b>				
D1: Adam BALON	Total Stint: 19 Laps - 38:04.661 (63.52%)		Best Lap: 1:36.344 On Lap 18 @ 100.59 mph				
D2: Phil KEEN	Total Stint: 8 Laps - 13:21.230 (22.28%)		Best Lap: 1:34.910 On Lap 24 @ 102.11 mph				

STOP	IN TIME	DRIVER IN	STINT TIME	STOP TIME	TOTAL STOP TIME	OUT TIME	DRIVER OUT
1 -	11:53:51.378	Phil KEEN	13:41.069	1:52.943	1:52.943	11:55:44.321	Adam BALON
2 -	12:09:02.562	Adam BALON	13:18.241	4:34.471	6:27.414	12:13:37.033	Adam BALON
3 -	12:20:46.767	Adam BALON	7:09.734	2:02.674	8:30.088	12:22:49.441	Phil KEEN
4 -	12:30:51.211	Phil KEEN	8:01.770	1:35.732	10:05.820	12:32:26.943	Phil KEEN
5 -	12:34:10.230	Phil KEEN	1:43.287	1:10.690	11:16.510	12:35:20.920	Phil KEEN
6 -	12:36:58.918	Phil KEEN	1:37.998	1:10.206	12:26.716	12:38:09.124	Phil KEEN
7 -	12:40:07.299	Phil KEEN					

<b>P3</b>	<b>2 GT3PA</b>	<b>TF Sport</b>	<b>Aston Martin V8 Vantage GT3</b>				
D1: Mark FARMER	Total Stint: 21 Laps - 40:37.168 (67.77%)		Best Lap: 1:36.084 On Lap 2 @ 100.86 mph				
D2: Nicki THIIM	Total Stint: 5 Laps - 8:00.434 (13.36%)		Best Lap: 1:35.178 On Lap 27 @ 101.82 mph				

STOP	IN TIME	DRIVER IN	STINT TIME	STOP TIME	TOTAL STOP TIME	OUT TIME	DRIVER OUT
1 -	11:45:21.957	Nicki THIIM	5:03.972	6:01.399	6:01.399	11:51:23.356	Nicki THIIM
2 -	11:56:19.087	Nicki THIIM	4:55.731	1:52.541	7:53.940	11:58:11.628	Mark FARMER
3 -	12:08:18.461	Mark FARMER	10:06.833	1:48.382	9:42.322	12:10:06.843	Mark FARMER
4 -	12:18:21.138	Mark FARMER	8:14.295	3:29.063	13:11.385	12:21:50.201	Mark FARMER
5 -	12:30:16.872	Mark FARMER	8:26.671	1:57.125	15:08.510	12:32:13.997	Nicki THIIM
-	Finish	Nicki THIIM	8:00.434				

<b>P4</b>	<b>8 GT3PA</b>	<b>Team ABBA Racing</b>	<b>Mercedes-AMG GT3</b>				
D1: Richard NEARY	Total Stint: 10 Laps - 20:43.504 (58.85%)		Best Lap: 1:38.106 On Lap 17 @ 98.78 mph				
D2: Adam CHRISTODOULOU	Total Stint: 8 Laps - 14:29.379 (41.15%)		Best Lap: 1:35.289 On Lap 13 @ 101.70 mph				

STOP	IN TIME	DRIVER IN	STINT TIME	STOP TIME	TOTAL STOP TIME	OUT TIME	DRIVER OUT
1 -	11:51:49.488	Richard NEARY	10:00.839	2:23.158	2:23.158	11:54:12.646	Adam CHRISTODOULOU
2 -	12:07:07.291	Adam CHRISTODOULOU	12:54.645	1:34.734	3:57.892	12:08:42.025	Richard NEARY
3 -	12:17:01.532	Richard NEARY					

<b>P5</b>	<b>3 GT3PA</b>	<b>Century Motorsport</b>	<b>BMW M6 GT3</b>				
D1: Dominic PAUL	Total Stint: 19 Laps - 37:16.929 (68.83%)		Best Lap: 1:36.962 On Lap 6 @ 99.94 mph				
D2: Ben GREEN	Total Stint: 5 Laps - 8:28.790 (15.66%)		Best Lap: 1:35.405 On Lap 23 @ 101.58 mph				

STOP	IN TIME	DRIVER IN	STINT TIME	STOP TIME	TOTAL STOP TIME	OUT TIME	DRIVER OUT
1 -	11:52:44.299	Ben GREEN	6:57.199	1:540	1:540	11:52:45.839	Ben GREEN
2 -	12:01:50.064	Ben GREEN	9:04.225	1:538	3:078	12:01:51.602	Ben GREEN
3 -	12:10:22.269	Dominic PAUL	8:30.667	1:545	4:623	12:10:23.814	Dominic PAUL
4 -	12:18:45.989	Dominic PAUL	8:22.175	4:09.847	4:14.470	12:22:55.836	Dominic PAUL
5 -	12:29:32.534	Dominic PAUL	6:36.698	1:55.509	6:09.979	12:31:28.043	Ben GREEN
6 -	12:39:56.833	Ben GREEN					

<b>P6</b>	<b>6 GT3PA</b>	<b>RAM Racing</b>	<b>Mercedes-AMG GT3</b>				
D1: Ian LOGGIE	Total Stint: 22 Laps - 39:50.053 (90.79%)		Best Lap: 1:35.561 On Lap 4 @ 101.41 mph				
D2: Callum MACLEOD	Total Stint: 1 Laps - 2:51.951 (6.53%)						

STOP	IN TIME	DRIVER IN	STINT TIME	STOP TIME	TOTAL STOP TIME	OUT TIME	DRIVER OUT
1 -	12:06:50.490	Callum MACLEOD	11:23.153	1:10.586	1:10.586	12:08:01.076	Callum MACLEOD

Weather / Track : Sunny / Dry

Oulton Park International  
Circuit Length = 2.6920 miles  
Start: 11:40 Flag 12:40 End: 12:42

# British GT Championship

## FREE PRACTICE 2 - PIT STOP ANALYSIS

2 -	12:09:40.730	Callum MACLEOD	1:39.654	1:11.594	2:22.180	12:10:52.324	Ian LOGGIE
3 -	12:12:33.518	Ian LOGGIE	1:41.194	1:11.983	3:34.163	12:13:45.501	Callum MACLEOD
4 -	12:15:25.981	Callum MACLEOD	1:40.480	1:11.471	4:45.634	12:16:37.452	Ian LOGGIE
5 -	12:39:19.927	Ian LOGGIE					

P7		47 GT3PA		TF Sport		Aston Martin V8 Vantage GT3	
D1: Graham DAVIDSON		Total Stint: 23 Laps - 45:04.672 (83.61%)		Best Lap: 1:35.896 On Lap 23 @ 101.06 mph			
D2: Jonny ADAM		Total Stint: 3 Laps - 5:10.629 (9.6%)		Best Lap: 1:38.474 On Lap 26 @ 98.41 mph			
STOP	IN TIME	DRIVER IN	STINT TIME	STOP TIME	TOTAL STOP TIME	OUT TIME	DRIVER OUT
1 -	11:48:50.245	Jonny ADAM	8:12.631	1:52.047	1:52.047	11:50:42.292	Jonny ADAM
2 -	11:57:15.612	Jonny ADAM	6:33.320	1:40.606	3:32.653	11:58:56.218	Graham DAVIDSON
3 -	12:17:12.317	Graham DAVIDSON	18:16.099	1:47.642	5:20.295	12:18:59.959	Graham DAVIDSON
4 -	12:25:32.734	Graham DAVIDSON	6:32.775	3:49.241	9:09.536	12:29:21.975	Jonny ADAM
5 -	12:34:32.604	Jonny ADAM					

P8		96 GT3S		Optimum Motorsport		Aston Martin V8 Vantage GT3	
D1: Oliver WILKINSON		Total Stint: 24 Laps - 45:06.664 (76.84%)		Best Lap: 1:36.545 On Lap 24 @ 100.38 mph			
D2: Bradley ELLIS		Total Stint: 4 Laps - 6:32.723 (11.15%)		Best Lap: 1:35.928 On Lap 28 @ 101.02 mph			
STOP	IN TIME	DRIVER IN	STINT TIME	STOP TIME	TOTAL STOP TIME	OUT TIME	DRIVER OUT
1 -	11:50:26.729	Bradley ELLIS	10:20.286	1:55.000	1:55.000	11:50:28.279	Bradley ELLIS
2 -	11:58:57.448	Bradley ELLIS	8:29.169	42.265	43.815	11:59:39.713	Bradley ELLIS
3 -	12:02:56.962	Bradley ELLIS	3:17.249	1:36.812	2:20.627	12:04:33.774	Oliver WILKINSON
4 -	12:14:39.122	Oliver WILKINSON	10:05.348	2:20.690	4:41.317	12:16:59.812	Oliver WILKINSON
5 -	12:23:38.973	Oliver WILKINSON	6:39.161	2:02.226	6:43.543	12:25:41.199	Oliver WILKINSON
6 -	12:30:50.276	Oliver WILKINSON	5:09.077	1:25.824	8:09.367	12:32:16.100	Bradley ELLIS
7 -	12:38:48.823	Bradley ELLIS					

P9		31 GT3PA		JRM Racing		Bentley Continental GT3	
D1: Rick PARFITT JNR		Total Stint: 8 Laps - 14:50.754 (72.73%)		Best Lap: 1:36.088 On Lap 2 @ 100.85 mph			
D2: Seb MORRIS		Total Stint: 0 Laps					
STOP	IN TIME	DRIVER IN	STINT TIME	STOP TIME	TOTAL STOP TIME	OUT TIME	DRIVER OUT
1 -	11:46:50.671	Seb MORRIS	6:37.133	4:07.709	4:07.709	11:50:58.380	Seb MORRIS
2 -	11:55:51.367	Seb MORRIS	4:52.987	1:26.212	5:33.921	11:57:17.579	Seb MORRIS
3 -	12:00:38.213	Seb MORRIS					

P10		9 GT3PA		Century Motorsport		BMW M6 GT3	
D1: Adrian WILLMOTT		Total Stint: 21 Laps - 40:49.203 (78.26%)		Best Lap: 1:36.781 On Lap 21 @ 100.13 mph			
D2: Jack MITCHELL		Total Stint: 3 Laps - 4:49.764 (9.26%)		Best Lap: 1:36.152 On Lap 24 @ 100.79 mph			
STOP	IN TIME	DRIVER IN	STINT TIME	STOP TIME	TOTAL STOP TIME	OUT TIME	DRIVER OUT
1 -	12:00:32.822	Jack MITCHELL	11:35.732	2:26.018	2:26.018	12:02:58.840	Jack MITCHELL
2 -	12:08:00.803	Jack MITCHELL	5:01.963	2:35.896	5:01.914	12:10:36.699	Jack MITCHELL
3 -	12:15:40.202	Jack MITCHELL	5:03.503	1:28.748	6:30.662	12:17:08.950	Jack MITCHELL
4 -	12:23:50.631	Jack MITCHELL	6:41.681	3:00.127	9:30.789	12:26:50.758	Adrian WILLMOTT
5 -	12:35:05.312	Adrian WILLMOTT	8:14.554	1:11.643	10:42.432	12:36:16.955	Jack MITCHELL
-	Finish	Jack MITCHELL	4:49.764				

P11		99 GT3PA		Beechdean AMR		Aston Martin V8 Vantage GT3	
D1: Andrew HOWARD		Total Stint: 25 Laps - 49:15.408 (80.46%)		Best Lap: 1:36.655 On Lap 5 @ 100.26 mph			
D2: Marco SØRENSEN		Total Stint: 0 Laps					
STOP	IN TIME	DRIVER IN	STINT TIME	STOP TIME	TOTAL STOP TIME	OUT TIME	DRIVER OUT
1 -	11:50:06.025	Marco SØRENSEN	9:50.573	7:03.546	7:03.546	11:57:09.571	Marco SØRENSEN
2 -	12:03:50.061	Marco SØRENSEN	6:40.490	5:41.995	12:45.541	12:09:32.056	Andrew HOWARD
3 -	12:18:06.840	Andrew HOWARD	8:34.784	3:30.197	16:15.738	12:21:37.037	Andrew HOWARD
4 -	12:31:39.668	Andrew HOWARD	10:02.631	1:24.103	17:39.841	12:33:03.771	Andrew HOWARD
5 -	12:41:28.706	Andrew HOWARD					

P12		18 GTCPA		WPI Motorsport		Porsche 911 GT3 Cup	
D1: Michael IGOE		Total Stint: 28 Laps - 58:21.691 (96.65%)		Best Lap: 1:40.225 On Lap 13 @ 96.69 mph			
D2: Adam WILCOX		Total Stint: 0 Laps					
STOP	IN TIME	DRIVER IN	STINT TIME	STOP TIME	TOTAL STOP TIME	OUT TIME	DRIVER OUT
1 -	11:49:05.737	Adam WILCOX	8:45.302	2:01.192	2:01.192	11:51:06.929	Adam WILCOX

# British GT Championship

## FREE PRACTICE 2 - PIT STOP ANALYSIS

2- 11:57:58.498 Adam WILCOX 6:51.569 8:52.886 10:54.078 12:06:51.384 Michael IGOE  
 - Finish Michael IGOE 33:51.934

<b>P13 15 GT4S</b>		<b>Multimatic Motorsports</b>		<b>Ford Mustang GT4</b>			
D1: Scott MAXWELL		Total Stint: 9 Laps - 20:17.604 (37.49%)		Best Lap: 1:44.542 On Lap 2 @ 92.70 mph			
D2: Seb PRIAULX		Total Stint: 16 Laps - 28:01.555 (51.78%)		Best Lap: 1:43.903 On Lap 12 @ 93.27 mph			
STOP	IN TIME	DRIVER IN	STINT TIME	STOP TIME	TOTAL STOP TIME	OUT TIME	DRIVER OUT
1 -	11:53:04.134	Scott MAXWELL	5:25.467	1:58.088	1:58.088	11:55:02.222	Scott MAXWELL
2 -	12:00:21.383	Scott MAXWELL	5:19.161	1:24.386	3:22.474	12:01:45.769	Scott MAXWELL
3 -	12:08:51.634	Scott MAXWELL	7:05.865	2:27.111	5:49.585	12:11:18.745	Seb PRIAULX
4 -	12:20:04.455	Seb PRIAULX	8:45.710	2:25.787	8:15.372	12:22:30.242	Seb PRIAULX
5 -	12:41:46.087	Seb PRIAULX					

<b>P14 11 GT4PA</b>		<b>Beechdean AMR</b>		<b>Aston Martin V8 Vantage GT4</b>			
D1: Kelvin FLETCHER		Total Stint: 21 Laps - 41:48.785 (87.98%)		Best Lap: 1:44.084 On Lap 6 @ 93.11 mph			
D2: Martin PLOWMAN		Total Stint: 0 Laps					
STOP	IN TIME	DRIVER IN	STINT TIME	STOP TIME	TOTAL STOP TIME	OUT TIME	DRIVER OUT
1 -	11:48:01.943	Martin PLOWMAN	7:05.677	3:06.815	3:06.815	11:51:08.758	Martin PLOWMAN
2 -	12:00:15.293	Martin PLOWMAN	9:06.535	2:35.892	5:42.707	12:02:51.185	Martin PLOWMAN
3 -	12:06:22.700	Martin PLOWMAN	3:31.515	2:18.301	8:01.008	12:08:41.001	Kelvin FLETCHER
4 -	12:28:27.758	Kelvin FLETCHER					

<b>P15 19 GT4S</b>		<b>Multimatic Motorsports</b>		<b>Ford Mustang GT4</b>			
D1: Jade BUFORD		Total Stint: 14 Laps - 31:30.617 (57.69%)		Best Lap: 1:44.110 On Lap 13 @ 93.08 mph			
D2: Chad MCCUMBEE		Total Stint: 8 Laps - 14:23.168 (26.34%)		Best Lap: 1:44.567 On Lap 19 @ 92.68 mph			
STOP	IN TIME	DRIVER IN	STINT TIME	STOP TIME	TOTAL STOP TIME	OUT TIME	DRIVER OUT
1 -	11:55:56.433	Chad MCCUMBEE	8:57.224	1:50.365	1:50.365	11:57:46.798	Jade BUFORD
2 -	12:04:53.955	Jade BUFORD	7:07.157	7:01.990	8:52.355	12:11:55.945	Jade BUFORD
3 -	12:22:37.025	Jade BUFORD	10:41.080	2:54.791	11:47.146	12:25:31.816	Chad MCCUMBEE
4 -	12:34:29.630	Chad MCCUMBEE	8:57.814	1:41.574	13:28.720	12:36:11.204	Chad MCCUMBEE
5 -	12:41:36.558	Chad MCCUMBEE					

<b>P16 43 GT4S</b>		<b>Century Motorsport</b>		<b>BMW M4 GT4</b>			
D1: Andrew GORDON-COLEBROC		Total Stint: 11 Laps - 26:27.211 (52.41%)		Best Lap: 1:44.437 On Lap 16 @ 92.79 mph			
D2: Angus FENDER		Total Stint: 12 Laps - 24:01.098 (47.59%)		Best Lap: 1:44.253 On Lap 23 @ 92.95 mph			
STOP	IN TIME	DRIVER IN	STINT TIME	STOP TIME	TOTAL STOP TIME	OUT TIME	DRIVER OUT
1 -	11:56:37.554	Andrew GORDON-COLE	12:39.374	2:51.778	2:51.778	11:59:29.332	Angus FENDER
2 -	12:10:11.867	Angus FENDER	10:42.535	2:45.693	5:37.471	12:12:57.560	Andrew GORDON-COLEBROOKE
3 -	12:21:49.131	Andrew GORDON-COLE	8:51.571	2:04.488	7:41.959	12:23:53.619	Angus FENDER
4 -	12:34:26.489	Angus FENDER					

<b>P17 97 GT4S</b>		<b>TF Sport</b>		<b>Aston Martin V8 Vantage GT4</b>			
D1: Ashley HAND		Total Stint: 16 Laps - 35:27.287 (61.97%)		Best Lap: 1:45.166 On Lap 19 @ 92.15 mph			
D2: Tom CANNING		Total Stint: 11 Laps - 21:45.557 (38.03%)		Best Lap: 1:44.325 On Lap 14 @ 92.89 mph			
STOP	IN TIME	DRIVER IN	STINT TIME	STOP TIME	TOTAL STOP TIME	OUT TIME	DRIVER OUT
1 -	11:58:52.866	Ashley HAND	18:13.154	2:37.135	2:37.135	12:01:30.001	Tom CANNING
2 -	12:10:20.659	Tom CANNING	8:50.658	2:01.657	4:38.792	12:12:22.316	Ashley HAND
3 -	12:24:58.023	Ashley HAND	12:35.707	2:01.291	6:40.083	12:26:59.314	Tom CANNING
4 -	12:37:52.556	Tom CANNING					

<b>P18 20 GT4PA</b>		<b>Balfe Motorsport</b>		<b>McLaren 570S GT4</b>			
D1: Graham JOHNSON		Total Stint: 10 Laps - 26:39.581 (52.18%)		Best Lap: 1:45.785 On Lap 15 @ 91.61 mph			
D2: Michael O'BRIEN		Total Stint: 12 Laps - 23:47.347 (46.56%)		Best Lap: 1:44.552 On Lap 19 @ 92.69 mph			
STOP	IN TIME	DRIVER IN	STINT TIME	STOP TIME	TOTAL STOP TIME	OUT TIME	DRIVER OUT
1 -	11:56:01.973	Graham JOHNSON	12:35.884	4:21.923	4:21.923	12:00:23.896	Michael O'BRIEN
2 -	12:11:06.718	Michael O'BRIEN	10:42.822	2:10.194	6:32.117	12:13:16.912	Graham JOHNSON
3 -	12:20:34.367	Graham JOHNSON	7:17.455	2:24.319	8:56.436	12:22:58.686	Michael O'BRIEN
4 -	12:30:08.183	Michael O'BRIEN	7:09.497	19.858	9:16.294	12:30:28.041	Michael O'BRIEN
5 -	12:32:23.248	Michael O'BRIEN	1:55.207	18.550	9:34.844	12:32:41.798	Michael O'BRIEN
6 -	12:34:31.425	Michael O'BRIEN					

# British GT Championship

## FREE PRACTICE 2 - PIT STOP ANALYSIS

<b>P19</b>	<b>95 GT4S</b>	<b>TF Sport</b>	<b>Aston Martin V8 Vantage GT4</b>				
D1: Patrick KIBBLE	Total Stint: 13 Laps - 28:48.739 (59.18%)		Best Lap: 1:44.565 On Lap 18 @ 92.68 mph				
D2: Josh PRICE	Total Stint: 8 Laps - 19:52.401 (40.82%)		Best Lap: 1:44.740 On Lap 21 @ 92.52 mph				

STOP	IN TIME	DRIVER IN	STINT TIME	STOP TIME	TOTAL STOP TIME	OUT TIME	DRIVER OUT
1 -	12:00:10.472	Patrick KIBBLE	19:44.879	1:59.888	1:59.888	12:02:10.360	Josh PRICE
2 -	12:11:26.368	Josh PRICE	9:16.008	5:12.802	7:12.690	12:16:39.170	Patrick KIBBLE
3 -	12:22:07.808	Patrick KIBBLE	5:28.638	1:35.334	8:48.024	12:23:43.142	Josh PRICE
4 -	12:29:06.733	Josh PRICE					

<b>P20</b>	<b>42 GT4S</b>	<b>Century Motorsport</b>	<b>BMW M4 GT4</b>				
D1: Mark KIMBER	Total Stint: 14 Laps - 29:04.393 (60.28%)		Best Lap: 1:44.629 On Lap 11 @ 92.62 mph				
D2: Jacob MATHIASSEN	Total Stint: 7 Laps - 12:26.736 (25.81%)		Best Lap: 1:45.565 On Lap 22 @ 91.80 mph				

STOP	IN TIME	DRIVER IN	STINT TIME	STOP TIME	TOTAL STOP TIME	OUT TIME	DRIVER OUT
1 -	12:00:28.330	Mark KIMBER	7:35.604	3:21.441	3:21.441	12:03:49.771	Mark KIMBER
2 -	12:12:51.397	Mark KIMBER	9:01.626	3:21.139	6:42.580	12:16:12.536	Mark KIMBER
3 -	12:26:53.804	Mark KIMBER	10:41.268	1:45.895	8:28.475	12:28:39.699	Jacob MATHIASSEN
-	Finish	Jacob MATHIASSEN	12:26.736				

<b>P21</b>	<b>5 GT4S</b>	<b>Tolman Motorsport</b>	<b>McLaren 570S GT4</b>				
D1: Jordan COLLARD	Total Stint: 11 Laps - 23:48.722 (100%)		Best Lap: 1:44.724 On Lap 3 @ 92.54 mph				
D2: Lewis PROCTOR	Total Stint: 0 Laps						

STOP	IN TIME	DRIVER IN	STINT TIME	STOP TIME	TOTAL STOP TIME	OUT TIME	DRIVER OUT
1 -	12:02:45.976	Lewis PROCTOR	11:30.326	1:27.251	1:27.251	12:04:13.227	Jordan COLLARD
2 -	12:15:04.372	Jordan COLLARD					

<b>P22</b>	<b>32 GT4PA</b>	<b>Track Focused</b>	<b>KTM X-Bow GT4</b>				
D1: Mike MCCOLLUM	Total Stint: 13 Laps - 28:01.396 (48.4%)		Best Lap: 1:46.147 On Lap 6 @ 91.30 mph				
D2: Sean COOPER	Total Stint: 15 Laps - 26:32.055 (45.83%)		Best Lap: 1:44.881 On Lap 26 @ 92.40 mph				

STOP	IN TIME	DRIVER IN	STINT TIME	STOP TIME	TOTAL STOP TIME	OUT TIME	DRIVER OUT
1 -	11:48:21.673	Mike MCCOLLUM	7:17.916	3:20.359	3:20.359	11:51:42.032	Mike MCCOLLUM
2 -	12:09:38.623	Mike MCCOLLUM	17:56.591	2:46.889	6:07.248	12:12:25.512	Sean COOPER
3 -	12:38:57.567	Sean COOPER					

<b>P23</b>	<b>35 GT4S</b>	<b>Optimum Motorsport</b>	<b>Aston Martin V8 Vantage GT4</b>				
D1: Connor O'BRIEN	Total Stint: 22 Laps - 44:51.991 (76.58%)		Best Lap: 1:44.926 On Lap 15 @ 92.36 mph				
D2: Jack BUTEL	Total Stint: 6 Laps - 10:48.411 (18.45%)		Best Lap: 1:45.930 On Lap 28 @ 91.48 mph				

STOP	IN TIME	DRIVER IN	STINT TIME	STOP TIME	TOTAL STOP TIME	OUT TIME	DRIVER OUT
1 -	11:55:39.216	Jack BUTEL	14:19.457	2:12.244	2:12.244	11:57:51.460	Connor O'BRIEN
2 -	12:12:05.031	Connor O'BRIEN	14:13.571	1:33.379	3:45.623	12:13:38.410	Connor O'BRIEN
3 -	12:20:53.394	Connor O'BRIEN	7:14.984	1:21.431	5:07.054	12:22:14.825	Connor O'BRIEN
4 -	12:27:36.818	Connor O'BRIEN	5:21.993	1:29.742	6:36.796	12:29:06.560	Jack BUTEL
5 -	12:39:54.971	Jack BUTEL					

<b>P24</b>	<b>77 GT4PA</b>	<b>Fox Motorsport</b>	<b>Mercedes-AMG GT4</b>				
D1: Mark MURFITT	Total Stint: 21 Laps - 41:09.722 (68.35%)		Best Lap: 1:45.370 On Lap 21 @ 91.97 mph				
D2: Michael BROADHURST	Total Stint: 8 Laps - 14:13.593 (23.62%)		Best Lap: 1:45.019 On Lap 25 @ 92.28 mph				

STOP	IN TIME	DRIVER IN	STINT TIME	STOP TIME	TOTAL STOP TIME	OUT TIME	DRIVER OUT
1 -	11:56:51.415	Mark MURFITT	16:15.416	2:50.335	2:50.335	11:59:41.750	Mark MURFITT
2 -	12:12:27.067	Mark MURFITT	12:45.317	1:59.793	4:50.128	12:14:26.860	Mark MURFITT
3 -	12:25:06.603	Mark MURFITT	10:39.743	1:29.246	6:19.374	12:26:35.849	Michael BROADHURST
4 -	12:40:49.442	Michael BROADHURST					

<b>P25</b>	<b>57 GT4S</b>	<b>HHC Motorsport</b>	<b>McLaren 570S GT4</b>				
D1: Dean MACDONALD	Total Stint: 16 Laps - 42:59.369 (72.9%)		Best Lap: 1:45.053 On Lap 16 @ 92.25 mph				
D2: Callum POINTON	Total Stint: 5 Laps - 9:17.096 (15.74%)		Best Lap: 1:48.417 On Lap 22 @ 89.38 mph				

STOP	IN TIME	DRIVER IN	STINT TIME	STOP TIME	TOTAL STOP TIME	OUT TIME	DRIVER OUT
1 -	11:52:26.098	Callum POINTON	10:50.486	4:30.394	4:30.394	11:56:56.492	Callum POINTON
2 -	12:06:09.341	Callum POINTON	9:12.849	1:55.433	6:25.827	12:08:04.774	Dean MACDONALD
3 -	12:12:18.161	Dean MACDONALD	4:13.387	2:11.394	8:37.221	12:14:29.555	Dean MACDONALD
4 -	12:21:44.123	Dean MACDONALD	7:14.568	9:32.646	18:09.867	12:31:16.769	Callum POINTON
-	Finish	Callum POINTON	9:17.096				

Weather / Track : Sunny / Dry

Oulton Park International  
Circuit Length = 2.6920 miles  
Start: 11:40 Flag 12:40 End: 12:42

# British GT Championship

## FREE PRACTICE 2 - PIT STOP ANALYSIS

<b>P26</b>	<b>4 GT4S</b>	<b>Tolman Motorsport</b>	<b>McLaren 570S GT4</b>
D1: James DORLIN		Total Stint: 13 Laps - 26:20.081 (100%)	Best Lap: 1:45.153 On Lap 2 @ 92.16 mph
D2: Josh SMITH		Total Stint: 0 Laps	

STOP	IN TIME	DRIVER IN	STINT TIME	STOP TIME	TOTAL STOP TIME	OUT TIME	DRIVER OUT
1 -	12:04:41.896	Josh SMITH	12:31.798	1:24.549	1:24.549	12:06:06.445	James DORLIN
2 -	12:18:30.179	James DORLIN					

<b>P27</b>	<b>44 GT4PA</b>	<b>Invictus Games Racing</b>	<b>Jaguar F-TYPE SVR GT4</b>
D1: Steve MCCULLEY		Total Stint: 27 Laps - 52:32.537 (86.48%)	Best Lap: 1:45.242 On Lap 26 @ 92.08 mph
D2: Matthew GEORGE		Total Stint: 0 Laps	

STOP	IN TIME	DRIVER IN	STINT TIME	STOP TIME	TOTAL STOP TIME	OUT TIME	DRIVER OUT
1 -	11:49:23.825	Matthew GEORGE	8:53.036	2:31.777	2:31.777	11:51:55.602	Matthew GEORGE
2 -	11:59:01.674	Matthew GEORGE	7:06.072	1:56.967	4:28.744	12:00:58.641	Steve MCCULLEY
3 -	12:10:09.287	Steve MCCULLEY	9:10.646	2:02.869	6:31.613	12:12:12.156	Steve MCCULLEY
4 -	12:19:28.723	Steve MCCULLEY	7:16.567	1:51.412	8:23.025	12:21:20.135	Steve MCCULLEY
5 -	12:32:12.269	Steve MCCULLEY	10:52.134	1:46.641	10:09.666	12:33:58.910	Steve MCCULLEY
6 -	12:41:16.025	Steve MCCULLEY					

<b>P28</b>	<b>66 GT4PA</b>	<b>Team Parker Racing</b>	<b>Mercedes-AMG GT4</b>
D1: Nick JONES		Total Stint: 10 Laps - 24:05.932 (61.16%)	Best Lap: 1:46.698 On Lap 7 @ 90.82 mph
D2: Scott MALVERN		Total Stint: 6 Laps - 10:43.641 (27.22%)	Best Lap: 1:45.247 On Lap 13 @ 92.08 mph

STOP	IN TIME	DRIVER IN	STINT TIME	STOP TIME	TOTAL STOP TIME	OUT TIME	DRIVER OUT
1 -	11:59:08.912	Nick JONES	16:07.930	18.538	18.538	11:59:27.450	Nick JONES
2 -	12:01:16.103	Nick JONES	1:48.653	18.435	36.973	12:01:34.538	Nick JONES
3 -	12:03:23.406	Nick JONES	1:48.868	4:20.481	4:57.454	12:07:43.887	Scott MALVERN
4 -	12:13:04.043	Scott MALVERN	5:20.156	18.465	5:15.919	12:13:22.508	Scott MALVERN
5 -	12:15:09.305	Scott MALVERN	1:46.797	1:52.602	7:08.521	12:17:01.907	Scott MALVERN
6 -	12:18:49.964	Scott MALVERN	1:48.057	1:46.689	8:55.210	12:20:36.653	Scott MALVERN
7 -	12:22:25.284	Scott MALVERN					

<b>P29</b>	<b>58 GT4S</b>	<b>HHC Motorsport</b>	<b>McLaren 570S GT4</b>
D1: Tom JACKSON		Total Stint: 14 Laps - 28:49.408 (56.32%)	Best Lap: 1:45.403 On Lap 14 @ 91.94 mph
D2: Luke WILLIAMS		Total Stint: 10 Laps - 18:23.340 (35.93%)	Best Lap: 1:45.532 On Lap 22 @ 91.83 mph

STOP	IN TIME	DRIVER IN	STINT TIME	STOP TIME	TOTAL STOP TIME	OUT TIME	DRIVER OUT
1 -	12:05:08.077	Tom JACKSON	16:06.313	2:08.566	2:08.566	12:07:16.643	Tom JACKSON
2 -	12:18:02.298	Tom JACKSON	10:45.655	1:57.440	4:06.006	12:19:59.738	Luke WILLIAMS
3 -	12:27:31.358	Luke WILLIAMS	7:31.620	1:49.330	5:55.336	12:29:20.688	Luke WILLIAMS
4 -	12:40:12.408	Luke WILLIAMS					

<b>P30</b>	<b>61 GT4S</b>	<b>Academy Motorsport</b>	<b>Aston Martin V8 Vantage GT4</b>
D1: Ben HURST		Total Stint: 5 Laps - 13:02.126 (54.81%)	Best Lap: 1:45.838 On Lap 5 @ 91.56 mph
D2: Micah STANLEY		Total Stint: 6 Laps - 10:44.819 (45.19%)	Best Lap: 1:45.485 On Lap 10 @ 91.87 mph

STOP	IN TIME	DRIVER IN	STINT TIME	STOP TIME	TOTAL STOP TIME	OUT TIME	DRIVER OUT
1 -	11:56:31.172	Ben HURST	10:46.710	2:15.416	2:15.416	11:58:46.588	Micah STANLEY
2 -	12:09:31.407	Micah STANLEY					

<b>P31</b>	<b>23 GT4S</b>	<b>RACE Performance</b>	<b>Ford Mustang GT4</b>
D1: Sam SMELT		Total Stint: 4 Laps - 10:30.859 (53.19%)	Best Lap: 1:46.164 On Lap 3 @ 91.28 mph
D2: Áron TAYLOR-SMITH		Total Stint: 5 Laps - 9:15.093 (46.81%)	Best Lap: 1:45.905 On Lap 9 @ 91.50 mph

STOP	IN TIME	DRIVER IN	STINT TIME	STOP TIME	TOTAL STOP TIME	OUT TIME	DRIVER OUT
1 -	11:56:59.890	Sam SMELT	9:01.784	1:29.075	1:29.075	11:58:28.965	Áron TAYLOR-SMITH
2 -	12:07:44.058	Áron TAYLOR-SMITH					

<b>P32</b>	<b>62 GT4S</b>	<b>Academy Motorsport</b>	<b>Aston Martin V8 Vantage GT4</b>
D1: Alex TOTH-JONES		Total Stint: 10 Laps - 28:26.005 (65.09%)	Best Lap: 1:46.217 On Lap 3 @ 91.24 mph
D2: Will MOORE		Total Stint: 4 Laps - 11:12.685 (25.66%)	

STOP	IN TIME	DRIVER IN	STINT TIME	STOP TIME	TOTAL STOP TIME	OUT TIME	DRIVER OUT
1 -	11:57:36.834	Will MOORE	7:10.540	2:06.097	2:06.097	11:59:42.931	Alex TOTH-JONES
2 -	12:05:09.421	Alex TOTH-JONES	5:26.490	1:55.826	4:01.923	12:07:05.247	Will MOORE
3 -	12:08:53.743	Will MOORE	1:48.496	2:01.224	6:03.147	12:10:54.967	Will MOORE
4 -	12:12:43.151	Will MOORE	1:48.184	1:57.583	8:00.730	12:14:40.734	Alex TOTH-JONES
5 -	12:16:27.848	Alex TOTH-JONES	1:47.114	2:29.982	10:30.712	12:18:57.830	Will MOORE

Weather / Track : Sunny / Dry

Oulton Park International  
Circuit Length = 2.6920 miles  
Start: 11:40 Flag 12:40 End: 12:42

# British GT Championship

## FREE PRACTICE 2 - PIT STOP ANALYSIS

6 -	12:20:44.364	Will MOORE	1:46.534	2:02.414	12:33.126	12:22:46.778	Alex TOTH-JONES
7 -	12:26:21.877	Alex TOTH-JONES	3:35.099	2:01.151	14:34.277	12:28:23.028	Alex TOTH-JONES
8 -	12:30:12.868	Alex TOTH-JONES	1:49.840	2:05.017	16:39.294	12:32:17.885	Will MOORE
9 -	12:34:07.359	Will MOORE					

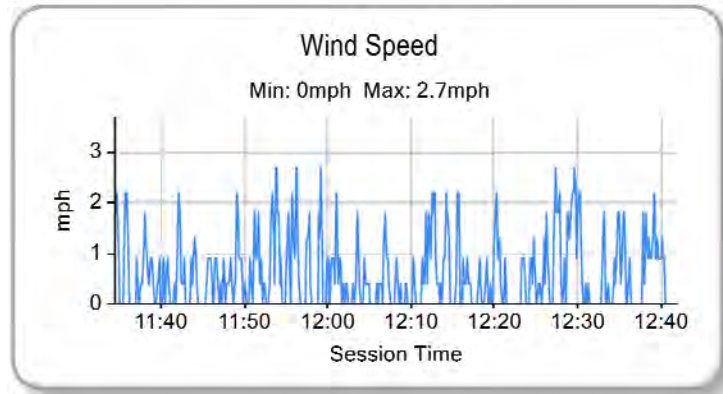
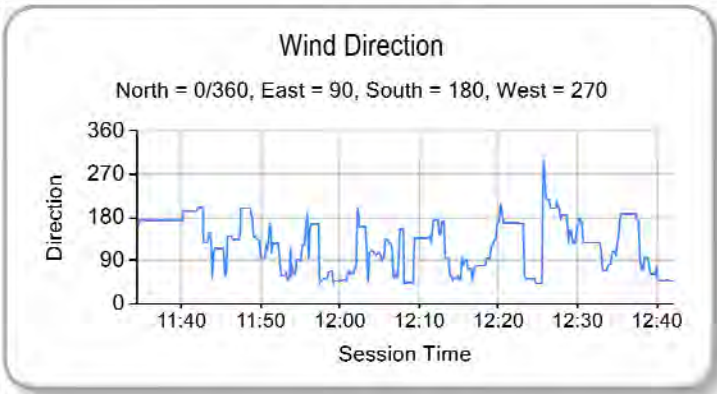
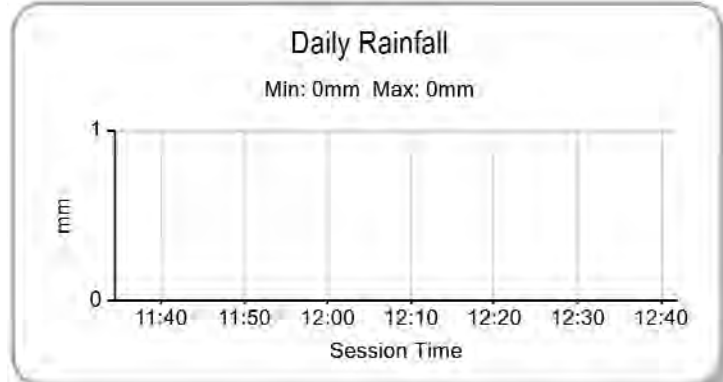
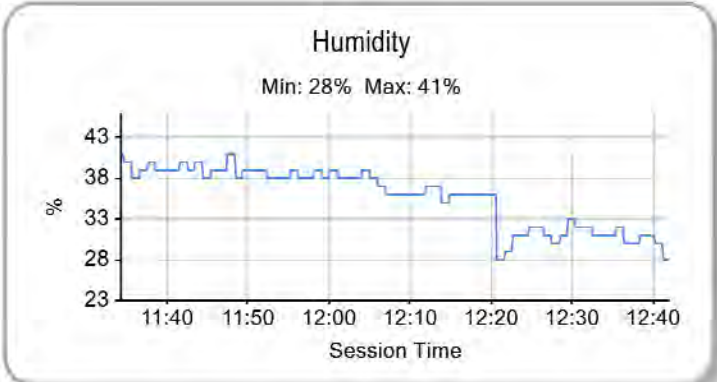
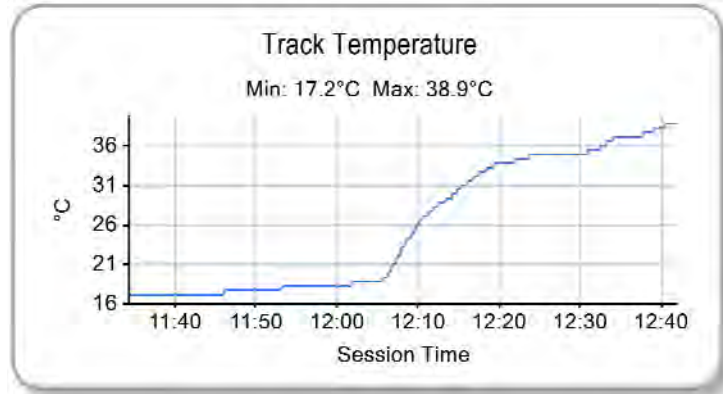
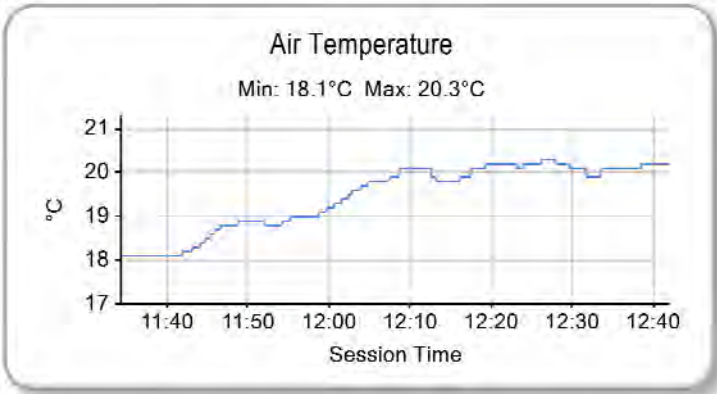
<b>P33 75 GT4S</b>		<b>Optimum Motorsport</b>		<b>Aston Martin V8 Vantage GT4</b>			
D1: Patrik MATTHIESEN		Total Stint: 26 Laps - 50:33.852 (85.56%)		Best Lap: 1:46.247 On Lap 2 @ 91.21 mph			
D2: Mike ROBINSON		Total Stint: 0 Laps					
STOP	IN TIME	DRIVER IN	STINT TIME	STOP TIME	TOTAL STOP TIME	OUT TIME	DRIVER OUT
1 -	11:49:50.976	Mike ROBINSON	8:56.170	1:59.132	1:59.132	11:51:50.108	Mike ROBINSON
2 -	12:00:48.473	Mike ROBINSON	8:58.365	1:58.187	3:57.319	12:02:46.660	Mike ROBINSON
3 -	12:11:42.373	Mike ROBINSON	8:55.713	2:04.653	6:01.972	12:13:47.026	Patrik MATTHIESEN
4 -	12:22:45.059	Patrik MATTHIESEN	8:58.033	2:33.052	8:35.024	12:25:18.111	Patrik MATTHIESEN
5 -	12:34:20.474	Patrik MATTHIESEN	9:02.363	2:01.703	10:36.727	12:36:22.177	Patrik MATTHIESEN
6 -	12:40:00.732	Patrik MATTHIESEN					

<b>P34 7 GT3S</b>		<b>Team Parker Racing</b>		<b>Bentley Continental GT3</b>			
D1: Ryan RATCLIFFE		Total Stint: 4 Laps - 11:18.192 (21.32%)					
D2: Glynn GEDDIE		Total Stint: 4 Laps - 7:07.885 (13.45%)					
STOP	IN TIME	DRIVER IN	STINT TIME	STOP TIME	TOTAL STOP TIME	OUT TIME	DRIVER OUT
1 -	11:49:43.560	Ryan RATCLIFFE	2:19.584	8:51.197	8:51.197	11:58:34.757	Ryan RATCLIFFE
2 -	12:00:51.320	Ryan RATCLIFFE	2:16.563	11:24.620	20:15.817	12:12:15.940	Ryan RATCLIFFE
3 -	12:14:22.751	Ryan RATCLIFFE	2:06.811	10:44.936	31:00.753	12:25:07.687	Ryan RATCLIFFE
4 -	12:28:28.978	Ryan RATCLIFFE	3:21.291	1:13.943	32:14.696	12:29:42.921	Glynn GEDDIE
5 -	12:31:43.130	Glynn GEDDIE	2:00.209	1:08.128	33:22.824	12:32:51.258	Glynn GEDDIE
6 -	12:34:34.223	Glynn GEDDIE	1:42.965	1:10.323	34:33.147	12:35:44.546	Glynn GEDDIE
7 -	12:37:28.789	Glynn GEDDIE	1:44.243	1:16.242	35:49.389	12:38:45.031	Glynn GEDDIE
-	Finish	Glynn GEDDIE	1:40.468				

<b>P35 22 GT3PA</b>		<b>Balfe Motorsport</b>		<b>McLaren 720S GT3</b>			
D1: Shaun BALFE		Total Stint: 1 Laps - 3:28.140 (100%)					
D2: Rob BELL		Total Stint: 0 Laps					
STOP	IN TIME	DRIVER IN	STINT TIME	STOP TIME	TOTAL STOP TIME	OUT TIME	DRIVER OUT
1 -	11:52:57.839	Rob BELL					

# British GT Championship

## FREE PRACTICE 2 - WEATHER CONDITIONS





# British GT Championship

## FREE PRACTICE 2 - STATISTICS

**Competitors Started** 35  
**Planned Start** 2019-04-20 @ 11:40:00.000  
**Actual Start** 2019-04-20 @ 11:40:01.875  
**Finish Time** 2019-04-20 @ 12:40:03.877  
**Track Length** 2.6920mi.  
**Total Laps** 765  
**Total Distance Covered** 2059.4018mi.

### Session Fastest Lap History

NO	CL	NAME	LAP TIME	TIME OF DAY	LAP	VEHICLE
31	GT3PA	<b>JRM Racing</b> <i>S. MORRIS</i>	<b>1:36.088</b>	11:43:29.697	2	Bentley Continental GT3
2	GT3PA	<b>TF Sport</b> <i>M. FARMER</i>	<b>1:36.084</b>	11:43:41.868	2	Aston Martin V8 Vantage GT3
6	GT3PA	<b>RAM Racing</b> <i>C. MACLEOD</i>	<b>1:35.561</b>	12:01:55.848	4	Mercedes-AMG GT3
8	GT3PA	<b>Team ABBA Racing</b> <i>A. CHRISTODOULOU</i>	<b>1:35.289</b>	12:05:29.356	13	Mercedes-AMG GT3
72	GT3PA	<b>Barwell Motorsport</b> <i>P. KEEN</i>	<b>1:35.078</b>	12:26:01.361	22	Lamborghini Huracan GT3
72	GT3PA	<b>Barwell Motorsport</b> <i>P. KEEN</i>	<b>1:34.910</b>	12:29:11.397	24	Lamborghini Huracan GT3
69	GT3PA	<b>Barwell Motorsport</b> <i>J. COCKER</i>	<b>1:34.827</b>	12:32:16.191	22	Lamborghini Huracan GT3

### Flag History

TYPE	TIME OF DAY
GREEN	11:40:01.875
FINISH	12:40:03.877

### Flag Statistics

TYPE	COUNT	TOTAL LAPS	TOTAL TIME
Green	1	30	1:02:00.105
Red	0	0	0.000
Safety Car	0	0	0.000
FCY	0	0	0.000

Weather / Track : Sunny / Dry

These results are provisional until the conclusion of any judicial and technical matters.

Oulton Park International  
Circuit Length = 2.6920 miles  
Start: 11:40 Flag 12:40 End: 12:42

Race Director : Peter Daly	Stewards :	Timekeeper :
----------------------------	------------	--------------

# British GT Championship

## FREE PRACTICE 2 - STATISTICS

CLASS : GT3PA

11 Starters

### Fastest Lap History

NO	NAME	LAP TIME	TIME OF DAY	LAP	VEHICLE
31	<b>JRM Racing</b> <i>S. MORRIS</i>	<b>1:36.088</b>	11:43:29.697	2	Bentley Continental GT3
2	<b>TF Sport</b> <i>M. FARMER</i>	<b>1:36.084</b>	11:43:41.868	2	Aston Martin V8 Vantage GT3
6	<b>RAM Racing</b> <i>C. MACLEOD</i>	<b>1:35.561</b>	12:01:55.848	4	Mercedes-AMG GT3
8	<b>Team ABBA Racing</b> <i>A. CHRISTODOULOU</i>	<b>1:35.289</b>	12:05:29.356	13	Mercedes-AMG GT3
72	<b>Barwell Motorsport</b> <i>P. KEEN</i>	<b>1:35.078</b>	12:26:01.361	22	Lamborghini Huracan GT3 EVO
72	<b>Barwell Motorsport</b> <i>P. KEEN</i>	<b>1:34.910</b>	12:29:11.397	24	Lamborghini Huracan GT3 EVO
69	<b>Barwell Motorsport</b> <i>J. COCKER</i>	<b>1:34.827</b>	12:32:16.191	22	Lamborghini Huracan GT3 EVO

Weather / Track : Sunny / Dry

These results are provisional until the conclusion of any judicial and technical matters.

Oulton Park International  
Circuit Length = 2.6920 miles  
Start: 11:40 Flag 12:40 End: 12:42

Race Director : Peter Daly	Stewards :	Timekeeper :
----------------------------	------------	--------------

# British GT Championship

## FREE PRACTICE 2 - STATISTICS

CLASS : GT3S

2 Starters

### Fastest Lap History

NO	NAME	LAP TIME	TIME OF DAY	LAP	VEHICLE
96	Optimum Motorsport <i>B. ELLIS</i>	<b>1:43.255</b>	11:43:38.854	2	Aston Martin V8 Vantage GT3
96	Optimum Motorsport <i>B. ELLIS</i>	<b>1:42.351</b>	11:45:21.206	3	Aston Martin V8 Vantage GT3
96	Optimum Motorsport <i>B. ELLIS</i>	<b>1:38.435</b>	11:46:59.641	4	Aston Martin V8 Vantage GT3
96	Optimum Motorsport <i>B. ELLIS</i>	<b>1:37.745</b>	11:48:37.386	5	Aston Martin V8 Vantage GT3
96	Optimum Motorsport <i>B. ELLIS</i>	<b>1:37.450</b>	11:55:38.751	8	Aston Martin V8 Vantage GT3
96	Optimum Motorsport <i>B. ELLIS</i>	<b>1:37.171</b>	11:57:15.923	9	Aston Martin V8 Vantage GT3
96	Optimum Motorsport <i>O. WILKINSON</i>	<b>1:36.545</b>	12:29:09.308	24	Aston Martin V8 Vantage GT3
96	Optimum Motorsport <i>B. ELLIS</i>	<b>1:36.309</b>	12:35:32.041	27	Aston Martin V8 Vantage GT3
96	Optimum Motorsport <i>B. ELLIS</i>	<b>1:35.928</b>	12:37:07.970	28	Aston Martin V8 Vantage GT3

Weather / Track : Sunny / Dry

These results are provisional until the conclusion of any judicial and technical matters.

Oulton Park International  
Circuit Length = 2.6920 miles  
Start: 11:40 Flag 12:40 End: 12:42

Race Director : Peter Daly	Stewards :	Timekeeper :
----------------------------	------------	--------------

# British GT Championship

## FREE PRACTICE 2 - STATISTICS

CLASS : GT4S

15 Starters

### Fastest Lap History

NO	NAME	LAP TIME	TIME OF DAY	LAP	VEHICLE
95	<b>TF Sport</b> <i>J. PRICE</i>	<b>1:46.855</b>	11:44:00.668	2	Aston Martin V8 Vantage GT4
75	<b>Optimum Motorsport</b> <i>M. ROBINSON</i>	<b>1:46.247</b>	11:44:27.957	2	Aston Martin V8 Vantage GT4
35	<b>Optimum Motorsport</b> <i>J. BUTEL</i>	<b>1:46.228</b>	11:50:16.213	5	Aston Martin V8 Vantage GT4
19	<b>Multimatic Motorsports</b> <i>J. BUFORD</i>	<b>1:45.503</b>	11:50:32.712	2	Ford Mustang GT4
15	<b>Multimatic Motorsports</b> <i>S. MAXWELL</i>	<b>1:44.542</b>	11:51:14.499	2	Ford Mustang GT4
97	<b>TF Sport</b> <i>A. HAND</i>	<b>1:44.537</b>	12:06:47.171	13	Aston Martin V8 Vantage GT4
97	<b>TF Sport</b> <i>A. HAND</i>	<b>1:44.325</b>	12:08:31.495	14	Aston Martin V8 Vantage GT4
15	<b>Multimatic Motorsports</b> <i>S. PRIAULX</i>	<b>1:43.903</b>	12:14:47.913	12	Ford Mustang GT4

Weather / Track : Sunny / Dry

These results are provisional until the conclusion of any judicial and technical matters.

Oulton Park International  
Circuit Length = 2.6920 miles  
Start: 11:40 Flag 12:40 End: 12:42

Race Director : Peter Daly	Stewards :	Timekeeper :
----------------------------	------------	--------------

# British GT Championship

## FREE PRACTICE 2 - STATISTICS

CLASS : GT4PA

6 Starters

### Fastest Lap History

NO	NAME	LAP TIME	TIME OF DAY	LAP	VEHICLE
44	<b>Invictus Games Racing</b> <i>M. GEORGE</i>	<b>1:45.430</b>	11:44:01.006	2	Jaguar F-TYPE SVR GT4
11	<b>Beechdean AMR</b> <i>M. PLOWMAN</i>	<b>1:45.293</b>	11:44:26.102	2	Aston Martin V8 Vantage GT4
11	<b>Beechdean AMR</b> <i>M. PLOWMAN</i>	<b>1:45.048</b>	11:46:11.150	3	Aston Martin V8 Vantage GT4
11	<b>Beechdean AMR</b> <i>M. PLOWMAN</i>	<b>1:44.084</b>	11:54:50.001	6	Aston Martin V8 Vantage GT4

Weather / Track : Sunny / Dry

These results are provisional until the conclusion of any judicial and technical matters.

Oulton Park International  
Circuit Length = 2.6920 miles  
Start: 11:40 Flag 12:40 End: 12:42

Race Director : Peter Daly	Stewards :	Timekeeper :
----------------------------	------------	--------------

# British GT Championship

## FREE PRACTICE 2 - STATISTICS

CLASS : GTCPA

1 Starters

### Fastest Lap History

NO	NAME	LAP TIME	TIME OF DAY	LAP	VEHICLE
18	<b>WPI Motorsport</b> <i>A. WILCOX</i>	<b>1:40.924</b>	11:43:52.607	2	Porsche 911 GT3 Cup
18	<b>WPI Motorsport</b> <i>A. WILCOX</i>	<b>1:40.563</b>	11:47:15.176	4	Porsche 911 GT3 Cup
18	<b>WPI Motorsport</b> <i>A. WILCOX</i>	<b>1:40.311</b>	11:54:29.413	7	Porsche 911 GT3 Cup
18	<b>WPI Motorsport</b> <i>M. IGOE</i>	<b>1:40.225</b>	12:13:37.385	13	Porsche 911 GT3 Cup

Weather / Track : Sunny / Dry

These results are provisional until the conclusion of any judicial and technical matters.

Oulton Park International  
Circuit Length = 2.6920 miles  
Start: 11:40 Flag 12:40 End: 12:42

Race Director : Peter Daly	Stewards :	Timekeeper :
----------------------------	------------	--------------

## British GT Championship

### GT3 AM QUALIFYING - RACE 9 - CLASSIFICATION

POS	NO	CL	PIC	TEAM / DRIVERS	CAR	TIME	ON	LAPS	GAP	DIFF	MPH
1	6	GT3PA	1	RAM Racing Ian LOGGIE (GBR) / Callum MACLEOD (GBR)	Mercedes-AMG GT3	1:35.061	5	6			101.94
2	7 *	GT3S	1	Team Parker Racing Ryan RATCLIFFE (GBR) / Glynn GEDDIE (GBR)	Bentley Continental GT3	1:35.658	2	5	0.597	0.597	101.31
3	69	GT3PA	2	Barwell Motorsport Sam DE HAAN (GBR) / Jonny COCKER (GBR)	Lamborghini Huracan GT3 EVO	1:35.699	5	6	0.638	0.041	101.26
4	31	GT3PA	3	JRM Racing Rick PARFITT JNR (GBR) / Seb MORRIS (GBR)	Bentley Continental GT3	1:35.773	5	6	0.712	0.074	101.19
5	3 *	GT3PA	4	Century Motorsport Dominic PAUL (GBR) / Ben GREEN (GBR)	BMW M6 GT3	1:36.044	3	6	0.983	0.271	100.90
6	72	GT3PA	5	Barwell Motorsport Adam BALON (GBR) / Phil KEEN (GBR)	Lamborghini Huracan GT3 EVO	1:36.050	3	5	0.989	0.006	100.89
7	9 *	GT3PA	6	Century Motorsport Adrian WILLMOTT (GBR) / Jack MITCHELL (GBR)	BMW M6 GT3	1:36.371	3	5	1.310	0.321	100.56
8	2	GT3PA	7	TF Sport Mark FARMER (GBR) / Nicki THIM (DNK)	Aston Martin V8 Vantage GT3	1:36.565	2	6	1.504	0.194	100.36
9	8	GT3PA	8	Team ABBA Racing Richard NEARY (GBR) / Adam CHRISTODOULOU (GBR)	Mercedes-AMG GT3	1:36.584	3	6	1.523	0.019	100.34
10	47	GT3PA	9	TF Sport Graham DAVIDSON (GBR) / Jonny ADAM (GBR)	Aston Martin V8 Vantage GT3	1:36.742	3	6	1.681	0.158	100.17
11	22	GT3PA	10	Balfe Motorsport Shaun BALFE (GBR) / Rob BELL (GBR)	McLaren 720S GT3	1:36.845	3	4	1.784	0.103	100.07
12	96	GT3S	2	Optimum Motorsport Oliver WILKINSON (GBR) / Bradley ELLIS (GBR)	Aston Martin V8 Vantage GT3	1:36.951	2	5	1.890	0.106	99.96
13	99	GT3PA	11	Beechdean AMR Andrew HOWARD (GBR) / Marco SØRENSEN (GBR)	Aston Martin V8 Vantage GT3	1:37.443	2	5	2.382	0.492	99.45
14	18	GTCPA	1	WPI Motorsport Michael IGOE (GBR) / Adam WILCOX (GBR)	Porsche 911 GT3 Cup	1:39.245	2	4	4.184	1.802	97.65

No. 3, 9 - 1 Lap time disallowed; exceeding track limits.  
No. 7 - 2 Lap times disallowed; exceeding track limits.

Weather / Track : Sunny / Dry

These results are provisional until the conclusion of any judicial and technical matters.

Oulton Park International  
Circuit Length = 2.6920 miles  
Start: 15:15 Flag 15:25 End: 15:28

Race Director : Peter Daly	Stewards :	Timekeeper :
----------------------------	------------	--------------

Results can be found at [www.tsl-timing.com](http://www.tsl-timing.com)

Printed - 15:29 Saturday, 20 April 2019



## British GT Championship

### GT3 AM QUALIFYING - RACE 9 - CLASSIFICATION BY CATEGORY

#### CLASS : GT3

POS	NO	CL	NAME	ENTRY	TIME	ON	LAPS	GAP	DIFF	MPH
1	6	GT3PA	RAM Racing	Mercedes-AMG GT3	1:35.061	5	6			101.94
2	7	GT3S	Team Parker Racing	Bentley Continental GT3	1:35.658	2	5	0.597	0.597	101.31
3	69	GT3PA	Barwell Motorsport	Lamborghini Huracan GT3 EVO	1:35.699	5	6	0.638	0.041	101.26
4	31	GT3PA	JRM Racing	Bentley Continental GT3	1:35.773	5	6	0.712	0.074	101.19
5	3	GT3PA	Century Motorsport	BMW M6 GT3	1:36.044	3	6	0.983	0.271	100.90
6	72	GT3PA	Barwell Motorsport	Lamborghini Huracan GT3 EVO	1:36.050	3	5	0.989	0.006	100.89
7	9	GT3PA	Century Motorsport	BMW M6 GT3	1:36.371	3	5	1.310	0.321	100.56
8	2	GT3PA	TF Sport	Aston Martin V8 Vantage GT3	1:36.565	2	6	1.504	0.194	100.36
9	8	GT3PA	Team ABBA Racing	Mercedes-AMG GT3	1:36.584	3	6	1.523	0.019	100.34
10	47	GT3PA	TF Sport	Aston Martin V8 Vantage GT3	1:36.742	3	6	1.681	0.158	100.17
11	22	GT3PA	Balfe Motorsport	McLaren 720S GT3	1:36.845	3	4	1.784	0.103	100.07
12	96	GT3S	Optimum Motorsport	Aston Martin V8 Vantage GT3	1:36.951	2	5	1.890	0.106	99.96
13	99	GT3PA	Beechdean AMR	Aston Martin V8 Vantage GT3	1:37.443	2	5	2.382	0.492	99.45

#### CLASS : GTC

POS	NO	CL	NAME	ENTRY	TIME	ON	LAPS	GAP	DIFF	MPH
1	18	GTCPA	WPI Motorsport	Porsche 911 GT3 Cup	1:39.245	2	4			97.65

No. 3, 9 - 1 Lap time disallowed; exceeding track limits.

No. 7 - 2 Lap times disallowed; exceeding track limits.

Oulton Park International  
Circuit Length = 2.6920 miles  
Start: 15:15 Flag 15:25 End: 15:28

Weather / Track : Sunny / Dry

These results are provisional until the conclusion of any judicial and technical matters.

Race Director : Peter Daly	Stewards :	Timekeeper :
----------------------------	------------	--------------

Results can be found at [www.tsl-timing.com](http://www.tsl-timing.com)

Printed - 15:30 Saturday, 20 April 2019





## British GT Championship

### GT3 AM QUALIFYING - RACE 9 - CLASSIFICATION BY CLASS

#### CLASS : GT3 - GT3PA

POS	NO	NAME	ENTRY	TIME	ON	LAPS	GAP	DIFF	MPH
1	6	RAM Racing	Mercedes-AMG GT3	1:35.061	5	6			101.94
2	69	Barwell Motorsport	Lamborghini Huracan GT3 EVO	1:35.699	5	6	0.638	0.638	101.26
3	31	JRM Racing	Bentley Continental GT3	1:35.773	5	6	0.712	0.074	101.19
4	3	Century Motorsport	BMW M6 GT3	1:36.044	3	6	0.983	0.271	100.90
5	72	Barwell Motorsport	Lamborghini Huracan GT3 EVO	1:36.050	3	5	0.989	0.006	100.89
6	9	Century Motorsport	BMW M6 GT3	1:36.371	3	5	1.310	0.321	100.56
7	2	TF Sport	Aston Martin V8 Vantage GT3	1:36.565	2	6	1.504	0.194	100.36
8	8	Team ABBA Racing	Mercedes-AMG GT3	1:36.584	3	6	1.523	0.019	100.34
9	47	TF Sport	Aston Martin V8 Vantage GT3	1:36.742	3	6	1.681	0.158	100.17
10	22	Balfe Motorsport	McLaren 720S GT3	1:36.845	3	4	1.784	0.103	100.07
11	99	Beechdean AMR	Aston Martin V8 Vantage GT3	1:37.443	2	5	2.382	0.598	99.45

#### CLASS : GT3 - GT3S

POS	NO	NAME	ENTRY	TIME	ON	LAPS	GAP	DIFF	MPH
1	7	Team Parker Racing	Bentley Continental GT3	1:35.658	2	5			101.31
2	96	Optimum Motorsport	Aston Martin V8 Vantage GT3	1:36.951	2	5	1.293	1.293	99.96

#### CLASS : GTC - GTCPA

POS	NO	NAME	ENTRY	TIME	ON	LAPS	GAP	DIFF	MPH
1	18	WPI Motorsport	Porsche 911 GT3 Cup	1:39.245	2	4			97.65

No. 3, 9 - 1 Lap time disallowed; exceeding track limits.

No. 7 - 2 Lap times disallowed; exceeding track limits.

Oulton Park International  
Circuit Length = 2.6920 miles  
Start: 15:15 Flag 15:25 End: 15:28

Weather / Track : Sunny / Dry

These results are provisional until the conclusion of any judicial and technical matters.

Race Director : Peter Daly	Stewards :	Timekeeper :
----------------------------	------------	--------------

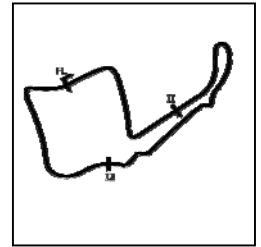
Results can be found at [www.tsl-timing.com](http://www.tsl-timing.com)

Printed - 15:31 Saturday, 20 April 2019



# British GT Championship

## GT3 AM QUALIFYING - RACE 9 - SECTOR ANALYSIS



SECTOR 1 = FL to I1, SECTOR 2 = I1 to I2, SECTOR 3 = I2 to FL, DIFF = Difference To Personal Best Lap, P = Crossed Finish Line in Pit Lane, D = Time Disallowed

P1		6 GT3PA RAM Racing		Mercedes-AMG GT3			
IDEAL LAP TIME : 1:34.983		BEST LAP TIME : 1:35.061		DIFFERENCE : 0.078			
D1: Ian LOGGIE		D2: Callum MACLEOD					
LAP	SECTOR 1	SECTOR 2	SECTOR 3	LAP TIME	MPH	DIFF	TIME OF DAY
1 - D1	OUTLAP	130.5	54.958 69.3	33.830 124.0			15:18:21.362
2 - D1	23.357	<b>134.2</b>	45.805 118.3	<b>26.088 124.9</b>	1:35.250 (3)	101.74	0.189 15:19:56.612
3 - D1	23.463	133.9	45.749 118.5	26.254 <b>124.9</b>	1:35.466	101.51	0.405 15:21:32.078
4 - D1	23.219	133.4	46.053 118.5	26.172 124.5	1:35.444	101.53	0.383 15:23:07.522
<b>5 - D1</b>	<b>23.210</b>	<b>134.2</b>	45.738 <b>118.9</b>	26.113 124.7	<b>1:35.061 (1)</b>	<b>101.94</b>	<b>15:24:42.583</b>
6 - D1	23.328	133.6	<b>45.685</b> 118.3	26.105 124.7	1:35.118 (2)	101.88	0.057 15:26:17.701

P2		7 GT3S Team Parker Racing		Bentley Continental GT3			
IDEAL LAP TIME : 1:35.303		BEST LAP TIME : 1:35.658		DIFFERENCE : 0.355			
D1: Ryan RATCLIFFE		D2: Glynn GEDDIE					
LAP	SECTOR 1	SECTOR 2	SECTOR 3	LAP TIME	MPH	DIFF	TIME OF DAY
1 - D1	OUTLAP	92.9	56.030 80.0	30.067 124.0			15:17:42.928
<b>2 - D1</b>	<b>23.124</b>	132.1	46.257 118.1	26.277 <b>124.9</b>	<b>1:35.658 (1)</b>	<b>101.31</b>	<b>15:19:18.586</b>
3 - D1	23.216	<b>132.6</b>	<b>46.098 119.1</b>	<b>26.081</b> 124.0	<del>1:35.395</del> D	101.59	15:20:53.981
4 - D1	23.301	<b>132.6</b>	46.371 118.5	26.219 124.2	<del>1:35.891</del> D	101.06	0.233 15:22:29.872
5 - D1	23.921	128.8	49.697 111.6	IN PIT	1:45.989 P	91.43	10.331 15:24:15.861

P3		69 GT3PA Barwell Motorsport		Lamborghini Huracan GT3 EVO			
IDEAL LAP TIME : 1:35.655		BEST LAP TIME : 1:35.699		DIFFERENCE : 0.044			
D1: Sam DE HAAN		D2: Jonny COCKER					
LAP	SECTOR 1	SECTOR 2	SECTOR 3	LAP TIME	MPH	DIFF	TIME OF DAY
1 - D1	OUTLAP	114.3	59.033 81.2	32.557 121.7			15:18:09.422
2 - D1	23.718	131.0	46.330 116.7	26.591 122.6	1:36.639	100.28	0.940 15:19:46.061
3 - D1	23.689	131.5	46.201 117.1	26.439 122.9	1:36.329	100.60	0.630 15:21:22.390
4 - D1	23.647	131.8	46.147 117.1	26.340 122.6	1:36.134 (3)	100.81	0.435 15:22:58.524
<b>5 - D1</b>	23.528	<b>132.3</b>	<b>45.916</b> 117.3	<b>26.255 123.1</b>	<b>1:35.699 (1)</b>	<b>101.26</b>	<b>15:24:34.223</b>
6 - D1	<b>23.484</b>	131.5	46.065 <b>117.7</b>	26.521 122.6	1:36.070 (2)	100.87	0.371 15:26:10.293

P4		31 GT3PA JRM Racing		Bentley Continental GT3			
IDEAL LAP TIME : 1:35.628		BEST LAP TIME : 1:35.773		DIFFERENCE : 0.145			
D1: Rick PARFITT JNR		D2: Seb MORRIS					
LAP	SECTOR 1	SECTOR 2	SECTOR 3	LAP TIME	MPH	DIFF	TIME OF DAY
1 - D1	OUTLAP	129.5	48.439 114.9	28.022 123.5			15:18:29.402
2 - D1	23.742	130.0	46.309 117.5	26.652 <b>124.7</b>	1:36.703	100.21	0.930 15:20:06.105
3 - D1	23.436	133.4	46.031 <b>118.9</b>	26.392 124.5	1:35.859 (2)	101.09	0.086 15:21:41.964
4 - D1	23.487	<b>133.6</b>	46.116 118.3	<b>26.332 124.7</b>	1:35.935 (3)	101.01	0.162 15:23:17.899
<b>5 - D1</b>	<b>23.343</b>	133.1	<b>45.953</b> 117.5	26.477 124.5	<b>1:35.773 (1)</b>	<b>101.19</b>	<b>15:24:53.672</b>
6 - D1	23.371	133.1	47.591 115.9	IN PIT	1:41.957 P	95.05	6.184 15:26:35.629

P5		3 GT3PA Century Motorsport		BMW M6 GT3			
IDEAL LAP TIME : 1:35.908		BEST LAP TIME : 1:36.044		DIFFERENCE : 0.136			
D1: Dominic PAUL		D2: Ben GREEN					
LAP	SECTOR 1	SECTOR 2	SECTOR 3	LAP TIME	MPH	DIFF	TIME OF DAY
1 - D1	OUTLAP	129.8	48.152 118.9	26.637 125.9			15:17:12.666
2 - D1	23.865	133.4	46.642 119.1	<b>26.242 126.1</b>	<del>1:36.749</del> D	100.16	0.705 15:18:49.415
<b>3 - D1</b>	23.503	132.6	<b>46.216 119.8</b>	26.325 125.6	<b>1:36.044 (1)</b>	<b>100.90</b>	<b>15:20:25.459</b>
4 - D1	23.505	133.1	46.574 118.9	26.474 123.5	1:36.553 (2)	100.37	0.509 15:22:02.012
5 - D1	<b>23.450</b>	<b>133.6</b>	46.906 118.1	26.828 124.0	1:37.184 (3)	99.72	1.140 15:23:39.196
6 - D1	24.587	133.1	47.322 117.9	IN PIT	1:43.401 P	93.72	7.357 15:25:22.597

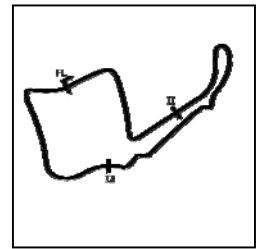
P6		72 GT3PA Barwell Motorsport		Lamborghini Huracan GT3 EVO			
IDEAL LAP TIME : 1:35.956		BEST LAP TIME : 1:36.050		DIFFERENCE : 0.094			
D1: Adam BALON		D2: Phil KEEN					
LAP	SECTOR 1	SECTOR 2	SECTOR 3	LAP TIME	MPH	DIFF	TIME OF DAY
1 - D1	OUTLAP	129.3	47.345 116.3	26.728 122.4			15:19:06.480

Weather / Track : Sunny / Dry

Oulton Park International  
Circuit Length = 2.6920 miles  
Start: 15:15 Flag 15:25 End: 15:28

# British GT Championship

## GT3 AM QUALIFYING - RACE 9 - SECTOR ANALYSIS



SECTOR 1 = FL to I1, SECTOR 2 = I1 to I2, SECTOR 3 = I2 to FL, DIFF = Difference To Personal Best Lap, P = Crossed Finish Line in Pit Lane, D = Time Disallowed

2 - D1	23.514	131.3	46.360	<b>117.3</b>	26.519	123.1	1:36.393	100.53	0.343	15:20:42.873
<b>3 - D1</b>	23.507	<b>132.3</b>	<b>46.129</b>	117.1	26.414	123.1	<b>1:36.050 (1)</b>	<b>100.89</b>		<b>15:22:18.923</b>
4 - D1	<b>23.476</b>	<b>132.3</b>	46.357	116.1	<b>26.351</b>	<b>123.5</b>	1:36.184 (2)	100.75	0.134	15:23:55.107
5 - D1	23.723	131.5	46.139	117.1	26.468	122.9	1:36.330 (3)	100.60	0.280	15:25:31.437

### P7 9 GT3PA Century Motorsport

BMW M6 GT3

IDEAL LAP TIME : 1:36.026 BEST LAP TIME : 1:36.371  
D1: Adrian WILLMOTT D2: Jack MITCHELL

DIFFERENCE : 0.345

LAP	SECTOR 1	SECTOR 2	SECTOR 3	LAP TIME	MPH	DIFF	TIME OF DAY		
1 - D1	OUTLAP	130.5	48.157 118.1	27.924 117.7			15:18:31.041		
2 - D1	23.009	94.5	51.392 82.1	29.851 <b>124.7</b>	1:46.252 D	91.21	9.881 15:20:17.293		
<b>3 - D1</b>	<b>23.356</b>	<b>134.4</b>	<b>46.259</b>	<b>120.0</b>	26.756 124.5	<b>1:36.371 (1)</b>	<b>100.56</b>		<b>15:21:53.664</b>
4 - D1	23.494	133.9	46.591 119.1	<b>26.411</b>	124.5	1:36.496 (2)	100.43	0.125	15:23:30.160
5 - D1	23.566	132.8	46.920 117.9	26.549 124.0	1:37.035 (3)	99.87	0.664	15:25:07.195	

### P8 2 GT3PA TF Sport

Aston Martin V8 Vantage GT3

IDEAL LAP TIME : 1:36.388 BEST LAP TIME : 1:36.565  
D1: Mark FARMER D2: Nicki THIM

DIFFERENCE : 0.177

LAP	SECTOR 1	SECTOR 2	SECTOR 3	LAP TIME	MPH	DIFF	TIME OF DAY			
1 - D1	OUTLAP	124.9	55.459 114.9	27.529 121.5			15:17:03.659			
<b>2 - D1</b>	23.435	132.3	<b>46.783</b>	<b>117.7</b>	<b>26.347</b>	<b>124.5</b>	<b>1:36.565 (1)</b>	<b>100.36</b>		<b>15:18:40.224</b>
3 - D1	<b>23.258</b>	<b>133.4</b>	47.357 <b>117.9</b>	27.041 123.5	1:37.656	99.23	1.091	15:20:17.880		
4 - D1	23.365	133.1	46.839 117.3	26.637 123.5	1:36.841 (2)	100.07	0.276	15:21:54.721		
5 - D1	23.424	132.8	47.210 116.9	26.615 123.3	1:37.249	99.65	0.684	15:23:31.970		
6 - D1	23.323	132.6	47.072 <b>117.9</b>	26.556 123.5	1:36.951 (3)	99.96	0.386	15:25:08.921		

### P9 8 GT3PA Team ABBA Racing

Mercedes-AMG GT3

IDEAL LAP TIME : 1:36.522 BEST LAP TIME : 1:36.584  
D1: Richard NEARY D2: Adam CHRISTODOULOU

DIFFERENCE : 0.062

LAP	SECTOR 1	SECTOR 2	SECTOR 3	LAP TIME	MPH	DIFF	TIME OF DAY		
1 - D1	OUTLAP	129.5	47.520 117.1	30.774 122.9			15:17:09.847		
2 - D1	23.690	132.1	46.630 117.5	26.621 <b>123.3</b>	1:36.941 (2)	99.97	0.357	15:18:46.788	
<b>3 - D1</b>	23.560	130.8	<b>46.403</b>	<b>117.7</b>	26.621 122.4	<b>1:36.584 (1)</b>	<b>100.34</b>		<b>15:20:23.372</b>
4 - D1	23.655	130.8	47.211 117.3	26.828 122.0	1:37.694	99.20	1.110	15:22:01.066	
5 - D1	<b>23.555</b>	132.3	47.155 116.5	26.879 122.2	1:37.589	99.30	1.005	15:23:38.655	
6 - D1	23.630	<b>132.6</b>	47.012 117.1	<b>26.564</b>	122.9	1:37.206 (3)	99.69	0.622	15:25:15.861

### P10 47 GT3PA TF Sport

Aston Martin V8 Vantage GT3

IDEAL LAP TIME : 1:36.411 BEST LAP TIME : 1:36.742  
D1: Graham DAVIDSON D2: Jonny ADAM

DIFFERENCE : 0.331

LAP	SECTOR 1	SECTOR 2	SECTOR 3	LAP TIME	MPH	DIFF	TIME OF DAY		
1 - D1	OUTLAP	123.1	52.130 114.7	27.048 122.0			15:17:31.119		
2 - D1	23.852	129.8	<b>46.342</b>	<b>117.1</b>	26.716 122.9	1:36.910 (3)	100.00	0.168	15:19:08.029
<b>3 - D1</b>	23.596	<b>132.3</b>	46.599 <b>117.1</b>	<b>26.547</b>	122.9	<b>1:36.742 (1)</b>	<b>100.17</b>		<b>15:20:44.771</b>
4 - D1	<b>23.522</b>	<b>132.3</b>	46.449 116.5	26.772 <b>123.1</b>	1:36.743 (2)	100.17	0.001	15:22:21.514	
5 - D1	23.626	132.1	46.689 <b>117.1</b>	26.918 121.5	1:37.233	99.67	0.491	15:23:58.747	
6 - D1	23.813	<b>132.3</b>	47.104 116.1	IN PIT	1:41.731 P	95.26	4.989	15:25:40.478	

### P11 22 GT3PA Balfe Motorsport

McLaren 720S GT3

IDEAL LAP TIME : 1:36.840 BEST LAP TIME : 1:36.845  
D1: Shaun BALFE D2: Rob BELL

DIFFERENCE : 0.005

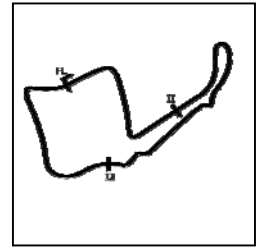
LAP	SECTOR 1	SECTOR 2	SECTOR 3	LAP TIME	MPH	DIFF	TIME OF DAY		
1 - D1	OUTLAP	106.3	58.077 87.7	32.920			15:18:11.589		
2 - D1	23.905	131.3	1:09.074 95.0	28.925	2:01.904 (2)	79.49	25.059	15:20:13.493	
<b>3 - D1</b>	23.746	<b>133.4</b>	<b>46.701</b>	<b>117.7</b>	<b>26.398</b>	<b>1:36.845 (1)</b>	<b>100.07</b>		<b>15:21:50.338</b>
4 - D1	<b>23.741</b>	132.8	1:17.314 55.9	IN PIT	2:18.303 P	70.07	41.458	15:24:08.641	

Weather / Track : Sunny / Dry

Oulton Park International  
Circuit Length = 2.6920 miles  
Start: 15:15 Flag 15:25 End: 15:28

# British GT Championship

## GT3 AM QUALIFYING - RACE 9 - SECTOR ANALYSIS



SECTOR 1 = FL to I1, SECTOR 2 = I1 to I2, SECTOR 3 = I2 to FL, DIFF = Difference To Personal Best Lap, P = Crossed Finish Line in Pit Lane, D = Time Disallowed

P12 96 GT3S Optimum Motorsport			Aston Martin V8 Vantage GT3				
IDEAL LAP TIME : 1:36.772		BEST LAP TIME : 1:36.951		DIFFERENCE : 0.179			
D1: Oliver WILKINSON		D2: Bradley ELLIS					
LAP	SECTOR 1	SECTOR 2	SECTOR 3	LAP TIME	MPH	DIFF	TIME OF DAY
1 - D1	OUTLAP	106.1	52.897 113.9	31.391 122.0			15:17:59.713
2 - D1	<b>23.517</b>	<b>132.8</b>	<b>46.615</b> 115.7	26.819 122.4	<b>1:36.951 (1)</b>	<b>99.96</b>	<b>15:19:36.664</b>
3 - D1	23.894	131.0	46.727 <b>116.7</b>	30.406 <b>122.6</b>	1:41.027 (3)	95.92	15:21:17.691
4 - D1	23.744	131.8	46.838 116.3	<b>26.640</b> <b>122.6</b>	1:37.222 (2)	99.68	15:22:54.913
5 - D1	23.732	132.3	46.859 116.5	IN PIT	1:41.453 P	95.52	15:24:36.366

P13 99 GT3PA Beechdean AMR			Aston Martin V8 Vantage GT3				
IDEAL LAP TIME : 1:37.344		BEST LAP TIME : 1:37.443		DIFFERENCE : 0.099			
D1: Andrew HOWARD		D2: Marco SØRENSEN					
LAP	SECTOR 1	SECTOR 2	SECTOR 3	LAP TIME	MPH	DIFF	TIME OF DAY
1 - D1	OUTLAP	83.9	49.883 115.5	27.795 120.4			15:16:54.702
2 - D1	23.822	130.5	<b>46.917</b> <b>116.9</b>	<b>26.704</b> <b>122.9</b>	<b>1:37.443 (1)</b>	<b>99.45</b>	<b>15:18:32.145</b>
3 - D1	23.817	128.8	47.220 116.7	26.732 122.6	1:37.769 (3)	99.12	15:20:09.914
4 - D1	<b>23.723</b>	<b>132.3</b>	47.218 114.9	26.786 122.0	1:37.727 (2)	99.16	15:21:47.641
5 - D1	25.654	81.6	55.907 112.2	IN PIT	1:56.455 P	83.21	15:23:44.096

P14 18 GTCPA WPI Motorsport			Porsche 911 GT3 Cup				
IDEAL LAP TIME : 1:39.114		BEST LAP TIME : 1:39.245		DIFFERENCE : 0.131			
D1: Michael IGOE		D2: Adam WILCOX					
LAP	SECTOR 1	SECTOR 2	SECTOR 3	LAP TIME	MPH	DIFF	TIME OF DAY
1 - D1	OUTLAP	129.5	48.783 118.5	27.459 124.9			15:18:22.343
2 - D1	<b>24.365</b>	133.1	47.990 <b>118.9</b>	<b>26.890</b> <b>125.6</b>	<b>1:39.245 (1)</b>	<b>97.65</b>	<b>15:20:01.588</b>
3 - D1	24.452	<b>133.4</b>	<b>47.859</b> 118.7	26.937 <b>125.6</b>	1:39.248 (2)	97.64	15:21:40.836
4 - D1	25.824	126.3	50.868 114.9	IN PIT	1:49.884 P	88.19	15:23:30.720

# British GT Championship

## GT3 AM QUALIFYING - RACE 9 - BEST SECTORS

SECTOR 1			SECTOR 2			SECTOR 3			IDEAL / BEST COMPARISON						
POS	NO	NAME	TIME	NO	NAME	TIME	NO	NAME	TIME	POS	NO	NAME	IDEAL	BEST	DIFF
													<b>PERFECT LAP</b>	<b>1:34.890</b>	
1	7	Team Parker Racing	23.124	6	RAM Racing	45.685	7	Team Parker Racing	26.081	1	6	RAM Racing	1:34.983	1:35.061	0.078
2	6	RAM Racing	23.210	69	Barwell Motorsport	45.916	6	RAM Racing	26.088	2	7	Team Parker Racing	1:35.303	1:35.658	0.355
3	2	TF Sport	23.258	31	JRM Racing	45.953	3	Century Motorsport	26.242	3	31	JRM Racing	1:35.628	1:35.773	0.145
4	31	JRM Racing	23.343	7	Team Parker Racing	46.098	69	Barwell Motorsport	26.255	4	69	Barwell Motorsport	1:35.655	1:35.699	0.044
5	9	Century Motorsport	23.356	72	Barwell Motorsport	46.129	31	JRM Racing	26.332	5	3	Century Motorsport	1:35.908	1:36.044	0.136
6	3	Century Motorsport	23.450	3	Century Motorsport	46.216	2	TF Sport	26.347	6	72	Barwell Motorsport	1:35.956	1:36.050	0.094
7	72	Barwell Motorsport	23.476	9	Century Motorsport	46.259	72	Barwell Motorsport	26.351	7	9	Century Motorsport	1:36.026	1:36.371	0.345
8	69	Barwell Motorsport	23.484	47	TF Sport	46.342	22	Balfe Motorsport	26.398	8	2	TF Sport	1:36.388	1:36.565	0.177
9	96	Optimum Motorspor	23.517	8	Team ABBA Racing	46.403	9	Century Motorsport	26.411	9	47	TF Sport	1:36.411	1:36.742	0.331
10	47	TF Sport	23.522	96	Optimum Motorspor	46.615	47	TF Sport	26.547	10	8	Team ABBA Racing	1:36.522	1:36.584	0.062
11	8	Team ABBA Racing	23.555	22	Balfe Motorsport	46.701	8	Team ABBA Racing	26.564	11	96	Optimum Motorsport	1:36.772	1:36.951	0.179
12	99	Beechdean AMR	23.723	2	TF Sport	46.783	96	Optimum Motorspor	26.640	12	22	Balfe Motorsport	1:36.840	1:36.845	0.005
13	22	Balfe Motorsport	23.741	99	Beechdean AMR	46.917	99	Beechdean AMR	26.704	13	99	Beechdean AMR	1:37.344	1:37.443	0.099
14	18	WPI Motorsport	24.365	18	WPI Motorsport	47.859	18	WPI Motorsport	26.890	14	18	WPI Motorsport	1:39.114	1:39.245	0.131

Weather / Track : Sunny / Dry

Results can be found at [www.tsl-timing.com](http://www.tsl-timing.com)

Oulton Park International  
 Circuit Length = 2.6920 miles  
 Start: 15:15 Flag 15:25 End: 15:28

Printed - 15:32 Saturday, 20 April 2019

# British GT Championship

## GT3 AM QUALIFYING - RACE 9 - BEST SPEEDS

POS	INTERMEDIATE 1			INTERMEDIATE 2			FINISH LINE		
	NO	NAME	MPH	NO	NAME	MPH	NO	NAME	MPH
1	9	Century Motorsport	134.4	9	Century Motorsport	120.0	3	Century Motorsport	126.1
2	6	RAM Racing	134.2	3	Century Motorsport	119.8	18	WPI Motorsport	125.6
3	31	JRM Racing	133.6	7	Team Parker Racing	119.1	6	RAM Racing	124.9
4	3	Century Motorsport	133.6	6	RAM Racing	118.9	7	Team Parker Racing	124.9
5	2	TF Sport	133.4	31	JRM Racing	118.9	31	JRM Racing	124.7
6	22	Balfe Motorsport	133.4	18	WPI Motorsport	118.9	9	Century Motorsport	124.7
7	18	WPI Motorsport	133.4	2	TF Sport	117.9	2	TF Sport	124.5
8	96	Optimum Motorsport	132.8	69	Barwell Motorsport	117.7	72	Barwell Motorsport	123.5
9	7	Team Parker Racing	132.6	8	Team ABBA Racing	117.7	8	Team ABBA Racing	123.3
10	8	Team ABBA Racing	132.6	22	Balfe Motorsport	117.7	69	Barwell Motorsport	123.1
11	69	Barwell Motorsport	132.3	72	Barwell Motorsport	117.3	47	TF Sport	123.1
12	72	Barwell Motorsport	132.3	47	TF Sport	117.1	99	Beechdean AMR	122.9
13	47	TF Sport	132.3	99	Beechdean AMR	116.9	96	Optimum Motorsport	122.6
14	99	Beechdean AMR	132.3	96	Optimum Motorsport	116.7			

Weather / Track : Sunny / Dry

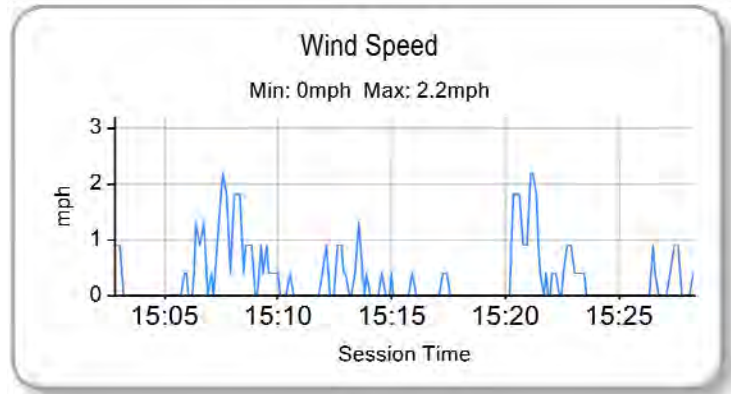
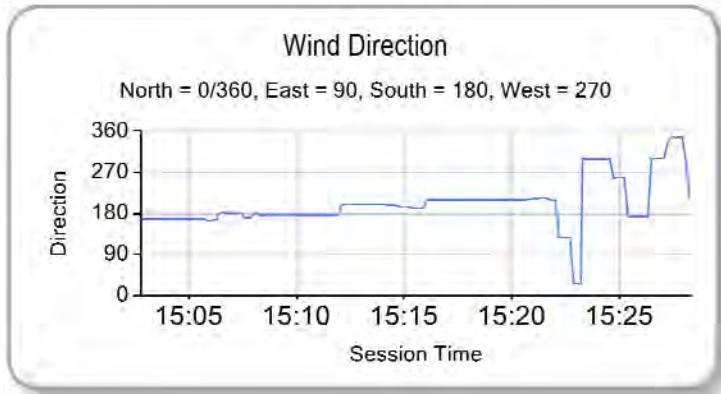
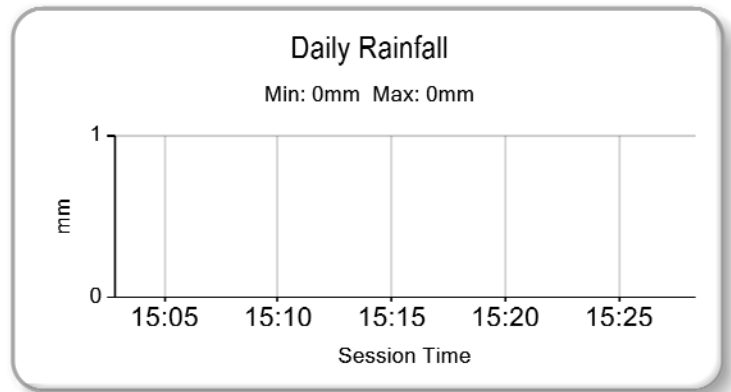
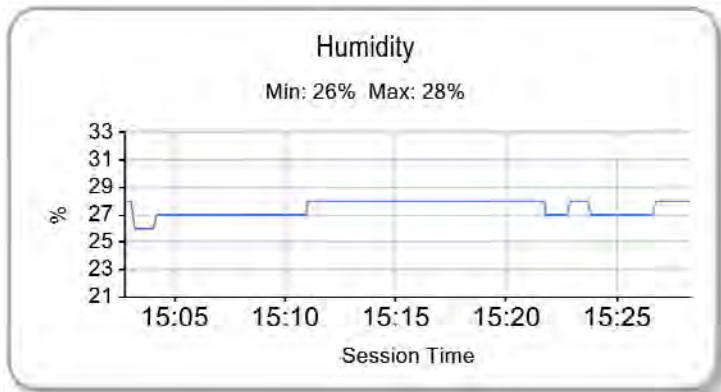
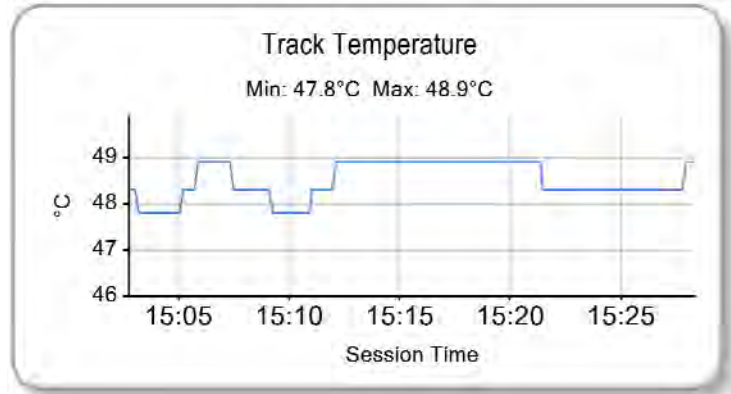
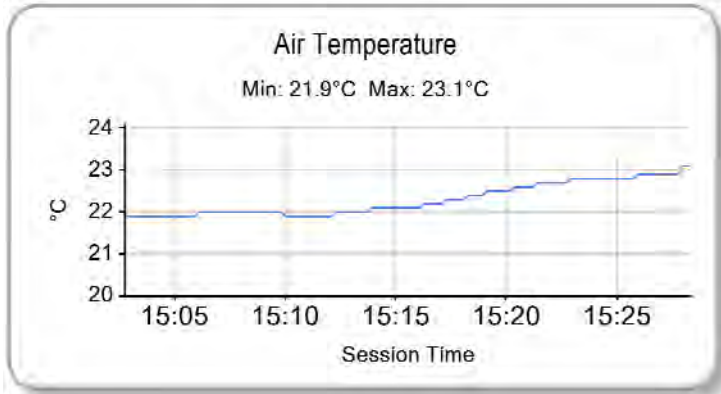
Results can be found at [www.tsl-timing.com](http://www.tsl-timing.com)

Oulton Park International  
Circuit Length = 2.6920 miles  
Start: 15:15 Flag 15:25 End: 15:28

Printed - 15:32 Saturday, 20 April 2019

# British GT Championship

## GT3 AM QUALIFYING - RACE 9 - WEATHER CONDITIONS



# British GT Championship

## GT3 AM QUALIFYING - RACE 9 - STATISTICS

**Competitors Started** 14  
**Planned Start** 2019-04-20 @ 15:15:00.000  
**Actual Start** 2019-04-20 @ 15:15:02.893  
**Finish Time** 2019-04-20 @ 15:25:03.751  
**Track Length** 2.6920mi.  
**Total Laps** 75  
**Total Distance Covered** 201.9021mi.

### Session Fastest Lap History

NO	CL	NAME	LAP TIME	TIME OF DAY	LAP	VEHICLE
99	GT3PA	<b>Beechdean AMR</b> <i>A. HOWARD</i>	<b>1:37.443</b>	15:18:32.167	2	Aston Martin V8 Vantage GT3
2	GT3PA	<b>TF Sport</b> <i>N. THIMM</i>	<b>1:36.565</b>	15:18:40.237	2	Aston Martin V8 Vantage GT3
7	GT3S	<b>Team Parker Racing</b> <i>R. RATCLIFFE</i>	<b>1:35.658</b>	15:19:18.603	2	Bentley Continental GT3
6	GT3PA	<b>RAM Racing</b> <i>I. LOGGIE</i>	<b>1:35.250</b>	15:19:56.635	2	Mercedes-AMG GT3
6	GT3PA	<b>RAM Racing</b> <i>I. LOGGIE</i>	<b>1:35.061</b>	15:24:42.606	5	Mercedes-AMG GT3

### Flag History

TYPE	TIME OF DAY
GREEN	15:15:02.893
FINISH	15:25:03.751

### Flag Statistics

TYPE	COUNT	TOTAL LAPS	TOTAL TIME
Green	1	6	13:18.495
Red	0	0	0.000
Safety Car	0	0	0.000
FCY	0	0	0.000

Weather / Track : Sunny / Dry

These results are provisional until the conclusion of any judicial and technical matters.

Oulton Park International  
Circuit Length = 2.6920 miles  
Start: 15:15 Flag 15:25 End: 15:28

Race Director : Peter Daly	Stewards :	Timekeeper :
----------------------------	------------	--------------



# British GT Championship

## GT3 AM QUALIFYING - RACE 9 - STATISTICS

CLASS : GT3PA

11 Starters

### Fastest Lap History

NO	NAME	LAP TIME	TIME OF DAY	LAP	VEHICLE
99	<b>Beechdean AMR</b> <i>A. HOWARD</i>	<b>1:37.443</b>	15:18:32.167	2	Aston Martin V8 Vantage GT3
2	<b>TF Sport</b> <i>N. THIM</i>	<b>1:36.565</b>	15:18:40.237	2	Aston Martin V8 Vantage GT3
6	<b>RAM Racing</b> <i>I. LOGGIE</i>	<b>1:35.250</b>	15:19:56.635	2	Mercedes-AMG GT3
6	<b>RAM Racing</b> <i>I. LOGGIE</i>	<b>1:35.061</b>	15:24:42.606	5	Mercedes-AMG GT3

Weather / Track : Sunny / Dry

These results are provisional until the conclusion of any judicial and technical matters.

Oulton Park International  
Circuit Length = 2.6920 miles  
Start: 15:15 Flag 15:25 End: 15:28

Race Director : Peter Daly	Stewards :	Timekeeper :
----------------------------	------------	--------------

# British GT Championship

## GT3 AM QUALIFYING - RACE 9 - STATISTICS

CLASS : GT3S

2 Starters

### Fastest Lap History

NO	NAME	LAP TIME	TIME OF DAY	LAP	VEHICLE
7	<b>Team Parker Racing</b> <i>R. RATCLIFFE</i>	<b>1:35.658</b>	15:19:18.603	2	Bentley Continental GT3

Weather / Track : Sunny / Dry

These results are provisional until the conclusion of any judicial and technical matters.

Oulton Park International  
Circuit Length = 2.6920 miles  
Start: 15:15 Flag 15:25 End: 15:28

Race Director : Peter Daly	Stewards :	Timekeeper :
----------------------------	------------	--------------

**British GT Championship**

**GT3 AM QUALIFYING - RACE 9 - STATISTICS**

**CLASS : GTCPA**

1 Starters

**Fastest Lap History**

NO	NAME	LAP TIME	TIME OF DAY	LAP	VEHICLE
18	<b>WPI Motorsport</b> <i>M. IGOE</i>	<b>1:39.245</b>	15:20:01.613	2	Porsche 911 GT3 Cup

**Weather / Track : Sunny / Dry**

**These results are provisional until the conclusion of any judicial and technical matters.**

Oulton Park International  
Circuit Length = 2.6920 miles  
Start: 15:15 Flag 15:25 End: 15:28

Race Director : Peter Daly	Stewards :	Timekeeper :
----------------------------	------------	--------------

## British GT Championship

### GT3 PRO QUALIFYING - RACE 14 - CLASSIFICATION

POS	NO	CL	PIC	TEAM / DRIVERS	CAR	TIME	ON	LAPS	GAP	DIFF	MPH
1	72	GT3PA	1	Barwell Motorsport Adam BALON (GBR) / Phil KEEN (GBR)	Lamborghini Huracan GT3 EVO	1:33.541	2	4			103.60
2	6 *	GT3PA	2	RAM Racing Ian LOGGIE (GBR) / Callum MACLEOD (GBR)	Mercedes-AMG GT3	1:34.037	3	5	0.496	0.496	103.05
3	8 *	GT3PA	3	Team ABBA Racing Richard NEARY (GBR) / Adam CHRISTODOULOU (GBR)	Mercedes-AMG GT3	1:34.171	3	6	0.630	0.134	102.91
4	31 *	GT3PA	4	JRM Racing Rick PARFITT JNR (GBR) / Seb MORRIS (GBR)	Bentley Continental GT3	1:34.306	2	4	0.765	0.135	102.76
5	69	GT3PA	5	Barwell Motorsport Sam DE HAAN (GBR) / Jonny COCKER (GBR)	Lamborghini Huracan GT3 EVO	1:34.318	2	4	0.777	0.012	102.75
6	2	GT3PA	6	TF Sport Mark FARMER (GBR) / Nicki THIMM (DNK)	Aston Martin V8 Vantage GT3	1:34.413	2	4	0.872	0.095	102.64
7	99	GT3PA	7	Beechdean AMR Andrew HOWARD (GBR) / Marco SØRENSEN (GBR)	Aston Martin V8 Vantage GT3	1:34.706	3	4	1.165	0.293	102.33
8	9	GT3PA	8	Century Motorsport Adrian WILLMOTT (GBR) / Jack MITCHELL (GBR)	BMW M6 GT3	1:34.748	3	4	1.207	0.042	102.28
9	3	GT3PA	9	Century Motorsport Dominic PAUL (GBR) / Ben GREEN (GBR)	BMW M6 GT3	1:34.783	3	5	1.242	0.035	102.24
10	47 *	GT3PA	10	TF Sport Graham DAVIDSON (GBR) / Jonny ADAM (GBR)	Aston Martin V8 Vantage GT3	1:35.041	2	4	1.500	0.258	101.96
11	96	GT3S	1	Optimum Motorsport Oliver WILKINSON (GBR) / Bradley ELLIS (GBR)	Aston Martin V8 Vantage GT3	1:35.352	4	5	1.811	0.311	101.63
12	7	GT3S	2	Team Parker Racing Ryan RATCLIFFE (GBR) / Glynn GEDDIE (GBR)	Bentley Continental GT3	1:35.826	2	6	2.285	0.474	101.13
13	18	GTCPA	1	WPI Motorsport Michael IGOE (GBR) / Adam WILCOX (GBR)	Porsche 911 GT3 Cup	1:38.892	2	4	5.351	3.066	97.99

No. 6, 8, 31, 47 - 1 Lap time disallowed; exceeding track limits.

Weather / Track : Sunny / Dry

These results are provisional until the conclusion of any judicial and technical matters.

Oulton Park International  
Circuit Length = 2.6920 miles  
Start: 15:29 Flag 15:39 End: 15:40

Race Director : Peter Daly	Stewards :	Timekeeper :
----------------------------	------------	--------------

Results can be found at [www.tsl-timing.com](http://www.tsl-timing.com)

Printed - 15:40 Saturday, 20 April 2019



## British GT Championship

### GT3 PRO QUALIFYING - RACE 14 - CLASSIFICATION BY CATEGORY

#### CLASS : GT3

POS	NO	CL	NAME	ENTRY	TIME	ON	LAPS	GAP	DIFF	MPH
1	72	GT3PA	Barwell Motorsport	Lamborghini Huracan GT3 EVO	1:33.541	2	4			103.60
2	6	GT3PA	RAM Racing	Mercedes-AMG GT3	1:34.037	3	5	0.496	0.496	103.05
3	8	GT3PA	Team ABBA Racing	Mercedes-AMG GT3	1:34.171	3	6	0.630	0.134	102.91
4	31	GT3PA	JRM Racing	Bentley Continental GT3	1:34.306	2	4	0.765	0.135	102.76
5	69	GT3PA	Barwell Motorsport	Lamborghini Huracan GT3 EVO	1:34.318	2	4	0.777	0.012	102.75
6	2	GT3PA	TF Sport	Aston Martin V8 Vantage GT3	1:34.413	2	4	0.872	0.095	102.64
7	99	GT3PA	Beechdean AMR	Aston Martin V8 Vantage GT3	1:34.706	3	4	1.165	0.293	102.33
8	9	GT3PA	Century Motorsport	BMW M6 GT3	1:34.748	3	4	1.207	0.042	102.28
9	3	GT3PA	Century Motorsport	BMW M6 GT3	1:34.783	3	5	1.242	0.035	102.24
10	47	GT3PA	TF Sport	Aston Martin V8 Vantage GT3	1:35.041	2	4	1.500	0.258	101.96
11	96	GT3S	Optimum Motorsport	Aston Martin V8 Vantage GT3	1:35.352	4	5	1.811	0.311	101.63
12	7	GT3S	Team Parker Racing	Bentley Continental GT3	1:35.826	2	6	2.285	0.474	101.13

#### CLASS : GTC

POS	NO	CL	NAME	ENTRY	TIME	ON	LAPS	GAP	DIFF	MPH
1	18	GTCPA	WPI Motorsport	Porsche 911 GT3 Cup	1:38.892	2	4			97.99

No. 6, 8, 31, 47 - 1 Lap time disallowed; exceeding track limits.

Weather / Track : Sunny / Dry

These results are provisional until the conclusion of any judicial and technical matters.

Oulton Park International  
Circuit Length = 2.6920 miles  
Start: 15:29 Flag 15:39 End: 15:40

Race Director : Peter Daly	Stewards :	Timekeeper :
----------------------------	------------	--------------

Results can be found at [www.tsl-timing.com](http://www.tsl-timing.com)

Printed - 15:41 Saturday, 20 April 2019



# British GT Championship

## GT3 PRO QUALIFYING - RACE 14 - CLASSIFICATION BY CLASS

### CLASS : GT3 - GT3PA

POS	NO	NAME	ENTRY	TIME	ON	LAPS	GAP	DIFF	MPH
1	72	Barwell Motorsport	Lamborghini Huracan GT3 EVO	1:33.541	2	4			103.60
2	6	RAM Racing	Mercedes-AMG GT3	1:34.037	3	5	0.496	0.496	103.05
3	8	Team ABBA Racing	Mercedes-AMG GT3	1:34.171	3	6	0.630	0.134	102.91
4	31	JRM Racing	Bentley Continental GT3	1:34.306	2	4	0.765	0.135	102.76
5	69	Barwell Motorsport	Lamborghini Huracan GT3 EVO	1:34.318	2	4	0.777	0.012	102.75
6	2	TF Sport	Aston Martin V8 Vantage GT3	1:34.413	2	4	0.872	0.095	102.64
7	99	Beechdean AMR	Aston Martin V8 Vantage GT3	1:34.706	3	4	1.165	0.293	102.33
8	9	Century Motorsport	BMW M6 GT3	1:34.748	3	4	1.207	0.042	102.28
9	3	Century Motorsport	BMW M6 GT3	1:34.783	3	5	1.242	0.035	102.24
10	47	TF Sport	Aston Martin V8 Vantage GT3	1:35.041	2	4	1.500	0.258	101.96

### CLASS : GT3 - GT3S

POS	NO	NAME	ENTRY	TIME	ON	LAPS	GAP	DIFF	MPH
1	96	Optimum Motorsport	Aston Martin V8 Vantage GT3	1:35.352	4	5			101.63
2	7	Team Parker Racing	Bentley Continental GT3	1:35.826	2	6	0.474	0.474	101.13

### CLASS : GTC - GTCPA

POS	NO	NAME	ENTRY	TIME	ON	LAPS	GAP	DIFF	MPH
1	18	WPI Motorsport	Porsche 911 GT3 Cup	1:38.892	2	4			97.99

No. 6, 8, 31, 47 - 1 Lap time disallowed; exceeding track limits.

Weather / Track : Sunny / Dry

These results are provisional until the conclusion of any judicial and technical matters.

Oulton Park International  
Circuit Length = 2.6920 miles  
Start: 15:29 Flag 15:39 End: 15:40

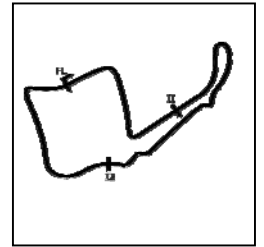
Race Director : Peter Daly

Stewards :

Timekeeper :

# British GT Championship

## GT3 PRO QUALIFYING - RACE 14 - SECTOR ANALYSIS



SECTOR 1 = FL to I1, SECTOR 2 = I1 to I2, SECTOR 3 = I2 to FL, DIFF = Difference To Personal Best Lap, P = Crossed Finish Line in Pit Lane, D = Time Disallowed

P1		72 GT3PA		Barwell Motorsport		Lamborghini Huracan GT3 EVO	
IDEAL LAP TIME : 1:33.541		BEST LAP TIME : 1:33.541		DIFFERENCE : 0.000			
D1: Adam BALON		D2: Phil KEEN					
LAP	SECTOR 1	SECTOR 2	SECTOR 3	LAP TIME	MPH	DIFF	TIME OF DAY
1 - D2	OUTLAP	126.1	49.742	117.3	26.094	123.3	15:33:07.368
2 - D2	<b>22.773</b>	<b>132.8</b>	<b>44.871</b>	118.1	<b>25.897</b>	123.1	<b>1:33.541 (1)</b> <b>103.60</b> <b>15:34:40.909</b>
3 - D2	22.991	132.3	47.569	117.3	27.240	<b>124.0</b>	1:37.800 (2) 99.09 15:36:18.709
4 - D2	23.090	132.1	44.965	<b>118.5</b>	IN PIT		1:39.351 P 97.54 5.810 15:37:58.060

P2		6 GT3PA		RAM Racing		Mercedes-AMG GT3	
IDEAL LAP TIME : 1:33.889		BEST LAP TIME : 1:34.037		DIFFERENCE : 0.148			
D1: Ian LOGGIE		D2: Callum MACLEOD					
LAP	SECTOR 1	SECTOR 2	SECTOR 3	LAP TIME	MPH	DIFF	TIME OF DAY
1 - D2	OUTLAP	132.8	45.879	118.1	26.125	<b>125.4</b>	15:31:23.609
2 - D2	<b>22.945</b>	<b>135.0</b>	<b>45.025</b>	<b>119.1</b>	25.925	<b>125.4</b>	<del>1:33.895 D</del> 103.21 15:32:57.504
3 - D2	23.070	134.4	45.048	<b>119.1</b>	<b>25.919</b>	124.9	<b>1:34.037 (1)</b> <b>103.05</b> <b>15:34:31.541</b>
4 - D2	23.176	133.9	46.349	114.7	27.172	125.2	1:36.697 (2) 100.22 2.660 15:36:08.238
5 - D2	23.001	134.2	45.474	117.9	IN PIT		1:44.781 P 92.49 10.744 15:37:53.019

P3		8 GT3PA		Team ABBA Racing		Mercedes-AMG GT3	
IDEAL LAP TIME : 1:34.128		BEST LAP TIME : 1:34.171		DIFFERENCE : 0.043			
D1: Richard NEARY		D2: Adam CHRISTODOULOU					
LAP	SECTOR 1	SECTOR 2	SECTOR 3	LAP TIME	MPH	DIFF	TIME OF DAY
1 - D2	OUTLAP	131.8	48.788	116.3	26.288	123.3	15:31:05.894
2 - D2	23.067	<b>133.6</b>	<b>45.376</b>	117.9	26.052	122.9	1:34.495 (2) 102.55 0.324 15:32:40.389
3 - D2	<b>22.835</b>	133.4	45.419	117.1	<b>25.917</b>	123.3	<b>1:34.171 (1)</b> <b>102.91</b> <b>15:34:14.560</b>
4 - D2	22.966	132.8	47.915	117.5	26.206	<b>123.8</b>	<del>1:37.087 D</del> 99.82 2.916 15:35:51.647
5 - D2	22.935	133.1	45.567	117.9	26.063	123.1	1:34.565 (3) 102.48 0.394 15:37:26.212
6 - D2	23.020	133.4	45.535	<b>118.3</b>	IN PIT		1:39.910 P 97.00 5.739 15:39:06.122

P4		31 GT3PA		JRM Racing		Bentley Continental GT3	
IDEAL LAP TIME : 1:34.208		BEST LAP TIME : 1:34.306		DIFFERENCE : 0.098			
D1: Rick PARFITT JNR		D2: Seb MORRIS					
LAP	SECTOR 1	SECTOR 2	SECTOR 3	LAP TIME	MPH	DIFF	TIME OF DAY
1 - D2	OUTLAP	130.3	47.327	117.1	26.712	<b>124.9</b>	15:32:55.301
2 - D2	22.983	132.6	45.432	119.8	<b>25.891</b>	124.2	<b>1:34.306 (1)</b> <b>102.76</b> <b>15:34:29.607</b>
3 - D2	<b>22.975</b>	<b>132.8</b>	<b>45.342</b>	<b>120.0</b>	26.036	<b>124.9</b>	1:34.353 (2) 102.71 0.047 15:36:03.960
4 - D2	23.010	<b>132.8</b>	45.546	117.7	IN PIT		<del>1:41.579 D</del> 95.40 7.273 15:37:45.539

P5		69 GT3PA		Barwell Motorsport		Lamborghini Huracan GT3 EVO	
IDEAL LAP TIME : 1:34.225		BEST LAP TIME : 1:34.318		DIFFERENCE : 0.093			
D1: Sam DE HAAN		D2: Jonny COCKER					
LAP	SECTOR 1	SECTOR 2	SECTOR 3	LAP TIME	MPH	DIFF	TIME OF DAY
1 - D2	OUTLAP	131.3	47.790	117.7	30.489	<b>124.5</b>	15:32:48.926
2 - D2	23.199	<b>131.5</b>	<b>45.297</b>	<b>119.4</b>	<b>25.822</b>	123.8	<b>1:34.318 (1)</b> <b>102.75</b> <b>15:34:23.244</b>
3 - D2	<b>23.106</b>	<b>131.5</b>	45.538	118.5	26.040	124.0	1:34.684 (2) 102.35 0.366 15:35:57.928
4 - D2	23.232	<b>131.5</b>	45.399	118.9	IN PIT		1:42.257 P 94.77 7.939 15:37:40.185

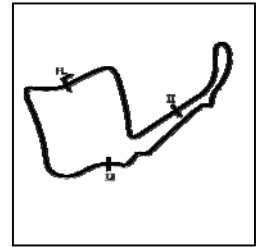
P6		2 GT3PA		TF Sport		Aston Martin V8 Vantage GT3	
IDEAL LAP TIME : 1:34.377		BEST LAP TIME : 1:34.413		DIFFERENCE : 0.036			
D1: Mark FARMER		D2: Nicki THIM					
LAP	SECTOR 1	SECTOR 2	SECTOR 3	LAP TIME	MPH	DIFF	TIME OF DAY
1 - D2	OUTLAP	127.5	49.513	116.5	26.417	<b>124.2</b>	15:31:36.562
2 - D2	23.083	132.8	<b>45.397</b>	<b>118.5</b>	<b>25.933</b>	123.8	<b>1:34.413 (1)</b> <b>102.64</b> <b>15:33:10.975</b>
3 - D2	<b>23.047</b>	<b>133.1</b>	45.510	118.3	26.088	123.5	1:34.645 (2) 102.39 0.232 15:34:45.620
4 - D2	23.076	<b>133.1</b>	45.559	117.9	IN PIT		1:41.397 P 95.57 6.984 15:36:27.017

Weather / Track : Sunny / Dry

Oulton Park International  
Circuit Length = 2.6920 miles  
Start: 15:29 Flag 15:39 End: 15:40

# British GT Championship

## GT3 PRO QUALIFYING - RACE 14 - SECTOR ANALYSIS



SECTOR 1 = FL to I1, SECTOR 2 = I1 to I2, SECTOR 3 = I2 to FL, DIFF = Difference To Personal Best Lap, P = Crossed Finish Line in Pit Lane, D = Time Disallowed

P7 99 GT3PA Beechdean AMR		Aston Martin V8 Vantage GT3					
IDEAL LAP TIME : 1:34.691		BEST LAP TIME : 1:34.706					
D1: Andrew HOWARD		D2: Marco SØRENSEN					
DIFFERENCE : 0.015							
LAP	SECTOR 1	SECTOR 2	SECTOR 3	LAP TIME	MPH	DIFF	TIME OF DAY
1 - D2		108.2	50.022 115.9	27.481 <b>123.8</b>			15:30:51.457
2 - D2	23.044	132.6	45.610 <b>117.7</b>	<b>26.150</b> 123.3	1:34.804 (2)	102.22	15:32:26.261
3 - D2	<b>23.018</b>	<b>133.1</b>	<b>45.523</b> 117.5	26.165 122.4	<b>1:34.706 (1)</b>	<b>102.33</b>	<b>15:34:00.967</b>
4 - D2	23.145	132.3	47.118 115.9	IN PIT	1:43.775 P	93.38	15:35:44.742

P8 9 GT3PA Century Motorsport		BMW M6 GT3					
IDEAL LAP TIME : 1:34.714		BEST LAP TIME : 1:34.748					
D1: Adrian WILLMOTT		D2: Jack MITCHELL					
DIFFERENCE : 0.034							
LAP	SECTOR 1	SECTOR 2	SECTOR 3	LAP TIME	MPH	DIFF	TIME OF DAY
1 - D2	OUTLAP	118.5	50.760 105.6	26.577 <b>125.2</b>			15:31:50.290
2 - D2	23.272	134.4	<b>45.503</b> <b>120.0</b>	26.081 124.5	1:34.856 (2)	102.16	15:33:25.146
3 - D2	<b>23.180</b>	134.7	45.537 119.6	<b>26.031</b> 124.5	<b>1:34.748 (1)</b>	<b>102.28</b>	<b>15:34:59.894</b>
4 - D2	23.218	<b>135.0</b>	49.153 101.2	IN PIT	1:44.408 P	92.82	15:36:44.302

P9 3 GT3PA Century Motorsport		BMW M6 GT3					
IDEAL LAP TIME : 1:34.783		BEST LAP TIME : 1:34.783					
D1: Dominic PAUL		D2: Ben GREEN					
DIFFERENCE : 0.000							
LAP	SECTOR 1	SECTOR 2	SECTOR 3	LAP TIME	MPH	DIFF	TIME OF DAY
1 - D2	OUTLAP	96.8	52.304 116.9	26.880 125.6			15:30:57.298
2 - D2	23.342	<b>134.4</b>	45.644 <b>120.2</b>	25.995 125.6	1:34.981 (2)	102.03	15:32:32.279
3 - D2	<b>23.235</b>	<b>134.4</b>	<b>45.612</b> 119.8	<b>25.936</b> 125.6	<b>1:34.783 (1)</b>	<b>102.24</b>	<b>15:34:07.062</b>
4 - D2	23.306	133.9	46.186 102.7	30.368 <b>125.9</b>	1:39.860 (3)	97.04	15:35:46.922
5 - D2	23.334	133.4	45.777 <b>120.2</b>	IN PIT	1:42.893 P	94.18	15:37:29.815

P10 47 GT3PA TF Sport		Aston Martin V8 Vantage GT3					
IDEAL LAP TIME : 1:34.894		BEST LAP TIME : 1:35.041					
D1: Graham DAVIDSON		D2: Jonny ADAM					
DIFFERENCE : 0.147							
LAP	SECTOR 1	SECTOR 2	SECTOR 3	LAP TIME	MPH	DIFF	TIME OF DAY
1 - D2	OUTLAP	129.5	49.898 115.3	27.001 122.9			15:33:01.556
2 - D2	23.208	<b>133.1</b>	45.642 116.9	<b>26.191</b> 122.9	<b>1:35.041 (1)</b>	<b>101.96</b>	<b>15:34:36.597</b>
3 - D2	23.258	131.8	45.792 <b>117.1</b>	26.442 <b>123.8</b>	1:35.492 D	101.48	15:36:12.089
4 - D2	<b>23.170</b>	<b>133.1</b>	<b>45.533</b> 116.9	IN PIT	1:42.664 P	94.39	15:37:54.753

P11 96 GT3S Optimum Motorsport		Aston Martin V8 Vantage GT3					
IDEAL LAP TIME : 1:35.303		BEST LAP TIME : 1:35.352					
D1: Oliver WILKINSON		D2: Bradley ELLIS					
DIFFERENCE : 0.049							
LAP	SECTOR 1	SECTOR 2	SECTOR 3	LAP TIME	MPH	DIFF	TIME OF DAY
1 - D2	OUTLAP	100.7	48.250 116.1	26.529 <b>123.5</b>			15:32:29.673
2 - D2	23.436	<b>132.3</b>	45.878 117.1	<b>26.257</b> 123.1	1:35.571 (2)	101.40	15:34:05.244
3 - D2	<b>23.361</b>	<b>132.3</b>	45.841 117.1	26.447 122.4	1:35.649 (3)	101.32	15:35:40.893
4 - D2	23.372	132.1	<b>45.685</b> <b>117.7</b>	26.295 123.1	<b>1:35.352 (1)</b>	<b>101.63</b>	<b>15:37:16.245</b>
5 - D2	24.475	112.7	51.885 97.3	IN PIT	1:51.661 P	86.79	15:39:07.906

P12 7 GT3S Team Parker Racing		Bentley Continental GT3					
IDEAL LAP TIME : 1:35.463		BEST LAP TIME : 1:35.826					
D1: Ryan RATCLIFFE		D2: Glynn GEDDIE					
DIFFERENCE : 0.363							
LAP	SECTOR 1	SECTOR 2	SECTOR 3	LAP TIME	MPH	DIFF	TIME OF DAY
1 - D2	OUTLAP	126.1	48.736 116.7	27.954 <b>124.5</b>			15:32:02.996
2 - D2	23.696	130.8	<b>45.955</b> <b>118.7</b>	<b>26.175</b> 123.3	<b>1:35.826 (1)</b>	<b>101.13</b>	<b>15:33:38.822</b>
3 - D2	23.437	132.1	46.140 118.3	26.403 123.3	1:35.980	100.97	15:35:14.802
4 - D2	<b>23.333</b>	132.8	46.165 117.9	26.450 123.8	1:35.948 (3)	101.00	15:36:50.750
5 - D2	23.438	<b>133.4</b>	46.152 117.7	26.337 124.0	1:35.927 (2)	101.02	15:38:26.677
6 - D2	23.416	131.8	46.390 117.5	IN PIT	1:43.352 P	93.76	15:40:10.029

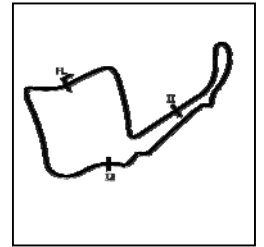
Weather / Track : Sunny / Dry

Oulton Park International  
Circuit Length = 2.6920 miles  
Start: 15:29 Flag 15:39 End: 15:40



# British GT Championship

## GT3 PRO QUALIFYING - RACE 14 - SECTOR ANALYSIS



SECTOR 1 = FL to I1, SECTOR 2 = I1 to I2, SECTOR 3 = I2 to FL, DIFF = Difference To Personal Best Lap, P = Crossed Finish Line in Pit Lane, D = Time Disallowed

P13		18		GTCPA		WPI Motorsport		Porsche 911 GT3 Cup			
IDEAL LAP TIME : 1:38.810		BEST LAP TIME : 1:38.892		DIFFERENCE : 0.082							
D1: Michael IGOE		D2: Adam WILCOX									
LAP		SECTOR 1		SECTOR 2		SECTOR 3		LAP TIME	MPH	DIFF	TIME OF DAY
1 - D2	OUTLAP	130.0	50.826	117.5	27.857	125.4					15:32:05.952
2 - <b>D2</b>	24.382	<b>134.4</b>	<b>47.408</b>	<b>118.9</b>	<b>27.102</b>	<b>125.6</b>	<b>1:38.892 (1)</b>	<b>97.99</b>			<b>15:33:44.844</b>
3 - D2	<b>24.300</b>	134.2	47.715	118.5	27.151	125.4	1:39.166 (2)	97.72	0.274		15:35:24.010
4 - D2	25.302	132.3	52.001	116.5	IN PIT		1:52.947 P	85.80	14.055		15:37:16.957

Weather / Track : Sunny / Dry

Results can be found at [www.tsl-timing.com](http://www.tsl-timing.com)

Page 3 of 3

Oulton Park International  
Circuit Length = 2.6920 miles  
Start: 15:29 Flag 15:39 End: 15:40

Printed - 15:45 Saturday, 20 April 2019

# British GT Championship

## GT3 PRO QUALIFYING - RACE 14 - BEST SECTORS

SECTOR 1			SECTOR 2			SECTOR 3			IDEAL / BEST COMPARISON						
POS	NO	NAME	TIME	NO	NAME	TIME	NO	NAME	TIME	POS	NO	NAME	IDEAL	BEST	DIFF
													<b>PERFECT LAP</b>	<b>1:33.466</b>	
1	72	Barwell Motorsport	22.773	72	Barwell Motorsport	44.871	69	Barwell Motorsport	25.822	1	72	Barwell Motorsport	1:33.541	1:33.541	0.000
2	8	Team ABBA Racing	22.835	6	RAM Racing	45.025	31	JRM Racing	25.891	2	6	RAM Racing	1:33.889	1:34.037	0.148
3	6	RAM Racing	22.945	69	Barwell Motorsport	45.297	72	Barwell Motorsport	25.897	3	8	Team ABBA Racing	1:34.128	1:34.171	0.043
4	31	JRM Racing	22.975	31	JRM Racing	45.342	8	Team ABBA Racing	25.917	4	31	JRM Racing	1:34.208	1:34.306	0.098
5	99	Beechdean AMR	23.018	8	Team ABBA Racing	45.376	6	RAM Racing	25.919	5	69	Barwell Motorsport	1:34.225	1:34.318	0.093
6	2	TF Sport	23.047	2	TF Sport	45.397	2	TF Sport	25.933	6	2	TF Sport	1:34.377	1:34.413	0.036
7	69	Barwell Motorsport	23.106	9	Century Motorsport	45.503	3	Century Motorsport	25.936	7	99	Beechdean AMR	1:34.691	1:34.706	0.015
8	47	TF Sport	23.170	99	Beechdean AMR	45.523	9	Century Motorsport	26.031	8	9	Century Motorsport	1:34.714	1:34.748	0.034
9	9	Century Motorsport	23.180	47	TF Sport	45.533	99	Beechdean AMR	26.150	9	3	Century Motorsport	1:34.783	1:34.783	0.000
10	3	Century Motorsport	23.235	3	Century Motorsport	45.612	7	Team Parker Racing	26.175	10	47	TF Sport	1:34.894	1:35.041	0.147
11	7	Team Parker Racing	23.333	96	Optimum Motorspor	45.685	47	TF Sport	26.191	11	96	Optimum Motorsport	1:35.303	1:35.352	0.049
12	96	Optimum Motorspor	23.361	7	Team Parker Racing	45.955	96	Optimum Motorspor	26.257	12	7	Team Parker Racing	1:35.463	1:35.826	0.363
13	18	WPI Motorsport	24.300	18	WPI Motorsport	47.408	18	WPI Motorsport	27.102	13	18	WPI Motorsport	1:38.810	1:38.892	0.082

Weather / Track : Sunny / Dry

Results can be found at [www.tsl-timing.com](http://www.tsl-timing.com)

Oulton Park International  
 Circuit Length = 2.6920 miles  
 Start: 15:29 Flag 15:39 End: 15:40

Printed - 15:43 Saturday, 20 April 2019

## British GT Championship

### GT3 PRO QUALIFYING - RACE 14 - BEST SPEEDS

POS	INTERMEDIATE 1			INTERMEDIATE 2			FINISH LINE		
	NO	NAME	MPH	NO	NAME	MPH	NO	NAME	MPH
1	6	RAM Racing	135.0	3	Century Motorsport	120.2	3	Century Motorsport	125.9
2	9	Century Motorsport	135.0	31	JRM Racing	120.0	18	WPI Motorsport	125.6
3	3	Century Motorsport	134.4	9	Century Motorsport	120.0	6	RAM Racing	125.4
4	18	WPI Motorsport	134.4	69	Barwell Motorsport	119.4	9	Century Motorsport	125.2
5	8	Team ABBA Racing	133.6	6	RAM Racing	119.1	31	JRM Racing	124.9
6	7	Team Parker Racing	133.4	18	WPI Motorsport	118.9	69	Barwell Motorsport	124.5
7	2	TF Sport	133.1	7	Team Parker Racing	118.7	7	Team Parker Racing	124.5
8	99	Beechdean AMR	133.1	72	Barwell Motorsport	118.5	2	TF Sport	124.2
9	47	TF Sport	133.1	2	TF Sport	118.5	72	Barwell Motorsport	124.0
10	72	Barwell Motorsport	132.8	8	Team ABBA Racing	118.3	8	Team ABBA Racing	123.8
11	31	JRM Racing	132.8	99	Beechdean AMR	117.7	99	Beechdean AMR	123.8
12	96	Optimum Motorsport	132.3	96	Optimum Motorsport	117.7	47	TF Sport	123.8
13	69	Barwell Motorsport	131.5	47	TF Sport	117.1	96	Optimum Motorsport	123.5

Weather / Track : Sunny / Dry

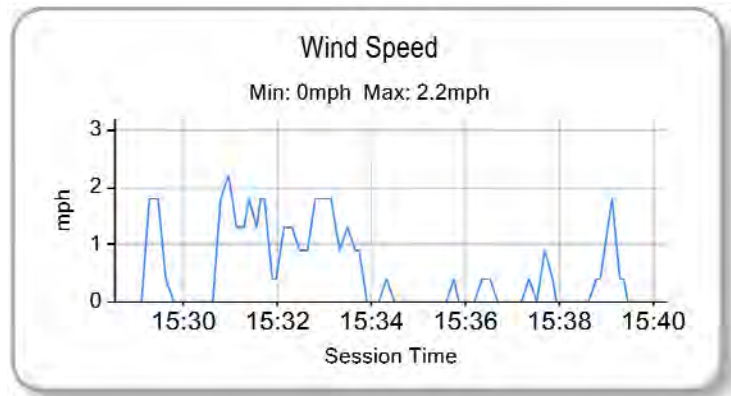
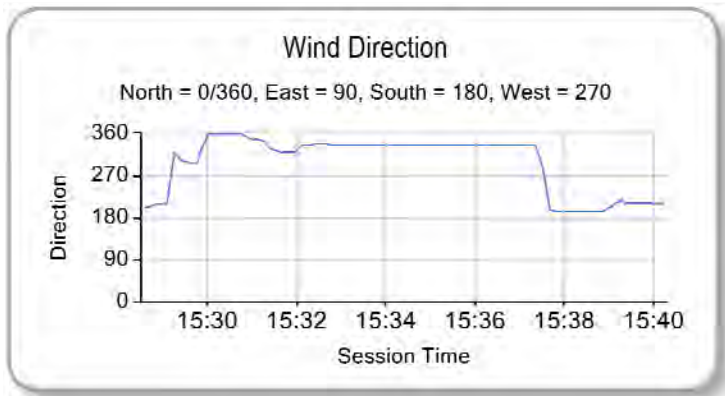
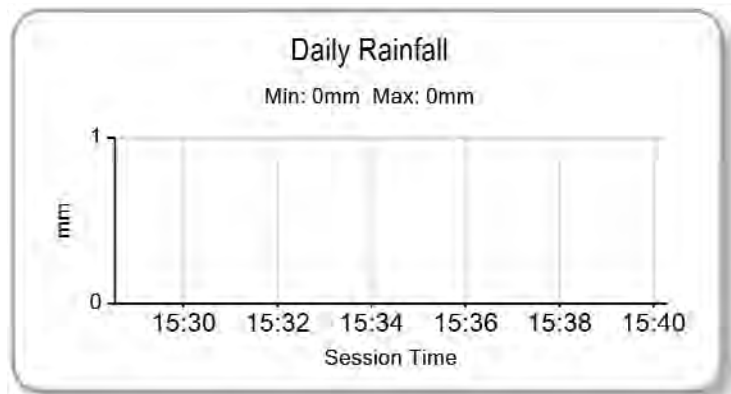
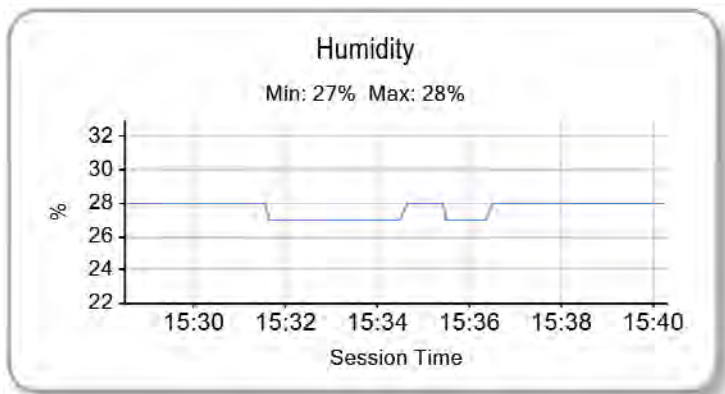
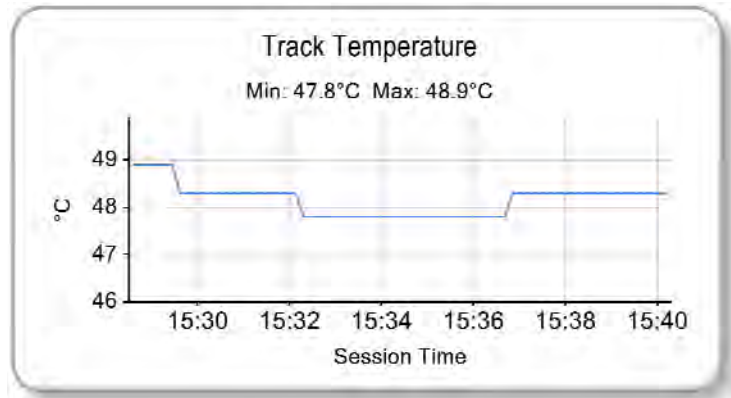
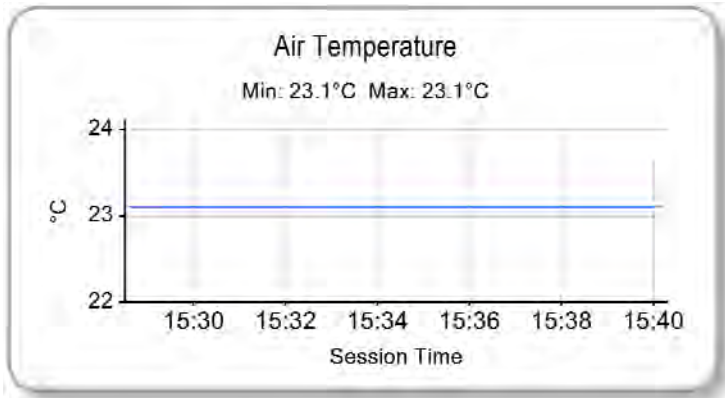
Results can be found at [www.tsl-timing.com](http://www.tsl-timing.com)

Oulton Park International  
Circuit Length = 2.6920 miles  
Start: 15:29 Flag 15:39 End: 15:40

Printed - 15:43 Saturday, 20 April 2019

# British GT Championship

## GT3 PRO QUALIFYING - RACE 14 - WEATHER CONDITIONS



# British GT Championship

## GT3 PRO QUALIFYING - RACE 14 - STATISTICS

**Competitors Started** 13  
**Planned Start** 2019-04-20 @ 15:29:00.000  
**Actual Start** 2019-04-20 @ 15:29:02.776  
**Finish Time** 2019-04-20 @ 15:39:08.894  
**Track Length** 2.6920mi.  
**Total Laps** 59  
**Total Distance Covered** 158.8296mi.

### Session Fastest Lap History

NO	CL	NAME	LAP TIME	TIME OF DAY	LAP	VEHICLE
99	GT3PA	<b>Beechdean AMR</b> <i>M. SØRENSEN</i>	<b>1:34.804</b>	15:32:26.283	2	Aston Martin V8 Vantage GT3
8	GT3PA	<b>Team ABBA Racing</b> <i>A. CHRISTODOULOU</i>	<b>1:34.495</b>	15:32:40.410	2	Mercedes-AMG GT3
2	GT3PA	<b>TF Sport</b> <i>M. FARMER</i>	<b>1:34.413</b>	15:33:10.986	2	Aston Martin V8 Vantage GT3
8	GT3PA	<b>Team ABBA Racing</b> <i>A. CHRISTODOULOU</i>	<b>1:34.171</b>	15:34:14.580	3	Mercedes-AMG GT3
6	GT3PA	<b>RAM Racing</b> <i>C. MACLEOD</i>	<b>1:34.037</b>	15:34:31.564	3	Mercedes-AMG GT3
72	GT3PA	<b>Barwell Motorsport</b> <i>P. KEEN</i>	<b>1:33.541</b>	15:34:40.933	2	Lamborghini Huracan GT3

### Flag History

TYPE	TIME OF DAY
GREEN	15:29:02.776
FINISH	15:39:08.894

### Flag Statistics

TYPE	COUNT	TOTAL LAPS	TOTAL TIME
Green	1	6	11:12.537
Red	0	0	0.000
Safety Car	0	0	0.000
FCY	0	0	0.000

Weather / Track : Sunny / Dry

These results are provisional until the conclusion of any judicial and technical matters.

Oulton Park International  
Circuit Length = 2.6920 miles  
Start: 15:29 Flag 15:39 End: 15:40

Race Director : Peter Daly	Stewards :	Timekeeper :
----------------------------	------------	--------------

# British GT Championship

## GT3 PRO QUALIFYING - RACE 14 - STATISTICS

CLASS : GT3PA

10 Starters

### Fastest Lap History

NO	NAME	LAP TIME	TIME OF DAY	LAP	VEHICLE
99	<b>Beechdean AMR</b> <i>M. SØRENSEN</i>	<b>1:34.804</b>	15:32:26.283	2	Aston Martin V8 Vantage GT3
8	<b>Team ABBA Racing</b> <i>A. CHRISTODOULOU</i>	<b>1:34.495</b>	15:32:40.410	2	Mercedes-AMG GT3
2	<b>TF Sport</b> <i>M. FARMER</i>	<b>1:34.413</b>	15:33:10.986	2	Aston Martin V8 Vantage GT3
8	<b>Team ABBA Racing</b> <i>A. CHRISTODOULOU</i>	<b>1:34.171</b>	15:34:14.580	3	Mercedes-AMG GT3
6	<b>RAM Racing</b> <i>C. MACLEOD</i>	<b>1:34.037</b>	15:34:31.564	3	Mercedes-AMG GT3
72	<b>Barwell Motorsport</b> <i>P. KEEN</i>	<b>1:33.541</b>	15:34:40.933	2	Lamborghini Huracan GT3 EVO

Weather / Track : Sunny / Dry

These results are provisional until the conclusion of any judicial and technical matters.

Oulton Park International  
Circuit Length = 2.6920 miles  
Start: 15:29 Flag 15:39 End: 15:40

Race Director : Peter Daly	Stewards :	Timekeeper :
----------------------------	------------	--------------

# British GT Championship

## GT3 PRO QUALIFYING - RACE 14 - STATISTICS

CLASS : GT3S

2 Starters

### Fastest Lap History

NO	NAME	LAP TIME	TIME OF DAY	LAP	VEHICLE
7	<b>Team Parker Racing</b> <i>G. GEDDIE</i>	<b>1:35.826</b>	15:33:38.841	2	Bentley Continental GT3
96	<b>Optimum Motorsport</b> <i>B. ELLIS</i>	<b>1:35.571</b>	15:34:05.267	2	Aston Martin V8 Vantage GT3
96	<b>Optimum Motorsport</b> <i>B. ELLIS</i>	<b>1:35.352</b>	15:37:16.268	4	Aston Martin V8 Vantage GT3

Weather / Track : Sunny / Dry

These results are provisional until the conclusion of any judicial and technical matters.

Oulton Park International  
Circuit Length = 2.6920 miles  
Start: 15:29 Flag 15:39 End: 15:40

Race Director : Peter Daly	Stewards :	Timekeeper :
----------------------------	------------	--------------

# British GT Championship

## GT3 PRO QUALIFYING - RACE 14 - STATISTICS

CLASS : GTCPA

1 Starters

### Fastest Lap History

NO	NAME	LAP TIME	TIME OF DAY	LAP	VEHICLE
18	<b>WPI Motorsport</b> <i>A. WILCOX</i>	<b>1:38.892</b>	15:33:44.869	2	Porsche 911 GT3 Cup

Weather / Track : Sunny / Dry

These results are provisional until the conclusion of any judicial and technical matters.

Oulton Park International  
Circuit Length = 2.6920 miles  
Start: 15:29 Flag 15:39 End: 15:40

Race Director : Peter Daly	Stewards :	Timekeeper :
----------------------------	------------	--------------



## British GT Championship

### GT4 AM QUALIFYING - RACE 9 - CLASSIFICATION

POS	NO	CL	PIC	TEAM / DRIVERS	CAR	TIME	ON	LAPS	GAP	DIFF	MPH
1	15	GT4S	1	Multimatic Motorsports Scott MAXWELL (CAN) / Seb PRIAULX (GBR)	Ford Mustang GT4	1:43.553	4	5			93.58
2	19	GT4S	2	Multimatic Motorsports Jade BUFORD (USA) / Chad MCCUMBEE (USA)	Ford Mustang GT4	1:43.656	3	6	0.103	0.103	93.49
3	57	GT4S	3	HHC Motorsport Dean MACDONALD (GBR) / Callum POINTON (GBR)	McLaren 570S GT4	1:43.892	4	5	0.339	0.236	93.28
4	58	GT4S	4	HHC Motorsport Tom JACKSON (GBR) / Luke WILLIAMS (GBR)	McLaren 570S GT4	1:44.056	2	6	0.503	0.164	93.13
5	5	GT4S	5	Tolman Motorsport Jordan COLLARD (GBR) / Lewis PROCTOR (GBR)	McLaren 570S GT4	1:44.279	5	6	0.726	0.223	92.93
6	95	GT4S	6	TF Sport Patrick KIBBLE (GBR) / Josh PRICE (GBR)	Aston Martin V8 Vantage GT4	1:44.377	3	4	0.824	0.098	92.84
7	42	GT4S	7	Century Motorsport Mark KIMBER (GBR) / Jacob MATHIASSEN (DNK)	BMW M4 GT4	1:44.478	5	6	0.925	0.101	92.75
8	62	GT4S	8	Academy Motorsport Alex TOTH-JONES (GBR) / Will MOORE (GBR)	Aston Martin V8 Vantage GT4	1:44.498	4	5	0.945	0.020	92.74
9	4	GT4S	9	Tolman Motorsport James DORLIN (GBR) / Josh SMITH (GBR)	McLaren 570S GT4	1:44.548	3	5	0.995	0.050	92.69
10	11	GT4PA	1	Beechdean AMR Kelvin FLETCHER (GBR) / Martin PLOWMAN (GBR)	Aston Martin V8 Vantage GT4	1:44.605	2	5	1.052	0.057	92.64
11	35	GT4S	10	Optimum Motorsport Connor O'BRIEN (IRL) / Jack BUTEL (GBR)	Aston Martin V8 Vantage GT4	1:44.722	3	5	1.169	0.117	92.54
12	43	GT4S	11	Century Motorsport Andrew GORDON-COLEBROOKE (GBR) / Angus FENDER (GBR)	BMW M4 GT4	1:44.794	6	6	1.241	0.072	92.47
13	61	GT4S	12	Academy Motorsport Ben HURST (GBR) / Micah STANLEY (GBR)	Aston Martin V8 Vantage GT4	1:44.930	3	6	1.377	0.136	92.35
14	97	GT4S	13	TF Sport Ashley HAND (GBR) / Tom CANNING (GBR)	Aston Martin V8 Vantage GT4	1:45.244	4	5	1.691	0.314	92.08
15	77	GT4PA	2	Fox Motorsport Mark MURFITT (GBR) / Michael BROADHURST (GBR)	Mercedes-AMG GT4	1:45.270	4	6	1.717	0.026	92.06
16	44	GT4PA	3	Invictus Games Racing Steve MCCULLLEY (GBR) / Matthew GEORGE (GBR)	Jaguar F-TYPE SVR GT4	1:45.292	5	5	1.739	0.022	92.04
17	23 *	GT4S	14	RACE Performance Sam SMELT (GBR) / Áron TAYLOR-SMITH (IRL)	Ford Mustang GT4	1:45.408	2	5	1.855	0.116	91.94
18	75	GT4S	15	Optimum Motorsport Patrik MATTHIESEN (GBR) / Mike ROBINSON (GBR)	Aston Martin V8 Vantage GT4	1:45.423	4	5	1.870	0.015	91.92
19	32	GT4PA	4	Track Focused Mike MCCOLLUM (GBR) / Sean COOPER (GBR)	KTM X-Bow GT4	1:45.430	5	6	1.877	0.007	91.92
20	66	GT4PA	5	Team Parker Racing Nick JONES (GBR) / Scott MALVERN (GBR)	Mercedes-AMG GT4	1:45.512	2	6	1.959	0.082	91.85
21	20	GT4PA	6	Balfe Motorsport Graham JOHNSON (GBR) / Michael O'BRIEN (GBR)	McLaren 570S GT4	1:45.812	2	5	2.259	0.300	91.58

No. 23 - 1 Lap time disallowed; exceeding track limits.

Weather / Track : Sunny / Dry

These results are provisional until the conclusion of any judicial and technical matters.

Oulton Park International  
Circuit Length = 2.6920 miles  
Start: 15:43 Flag 15:53 End: 15:56

Race Director : Peter Daly	Stewards :	Timekeeper :
----------------------------	------------	--------------

Results can be found at [www.tsl-timing.com](http://www.tsl-timing.com)

Printed - 15:57 Saturday, 20 April 2019



## British GT Championship

### GT4 AM QUALIFYING - RACE 9 - CLASSIFICATION BY CATEGORY

#### CLASS : GT4

POS	NO	CL	NAME	ENTRY	TIME	ON	LAPS	GAP	DIFF	MPH
1	15	GT4S	Multimatic Motorsports	Ford Mustang GT4	1:43.553	4	5			93.58
2	19	GT4S	Multimatic Motorsports	Ford Mustang GT4	1:43.656	3	6	0.103	0.103	93.49
3	57	GT4S	HHC Motorsport	McLaren 570S GT4	1:43.892	4	5	0.339	0.236	93.28
4	58	GT4S	HHC Motorsport	McLaren 570S GT4	1:44.056	2	6	0.503	0.164	93.13
5	5	GT4S	Tolman Motorsport	McLaren 570S GT4	1:44.279	5	6	0.726	0.223	92.93
6	95	GT4S	TF Sport	Aston Martin V8 Vantage GT4	1:44.377	3	4	0.824	0.098	92.84
7	42	GT4S	Century Motorsport	BMW M4 GT4	1:44.478	5	6	0.925	0.101	92.75
8	62	GT4S	Academy Motorsport	Aston Martin V8 Vantage GT4	1:44.498	4	5	0.945	0.020	92.74
9	4	GT4S	Tolman Motorsport	McLaren 570S GT4	1:44.548	3	5	0.995	0.050	92.69
10	11	GT4PA	Beechdean AMR	Aston Martin V8 Vantage GT4	1:44.605	2	5	1.052	0.057	92.64
11	35	GT4S	Optimum Motorsport	Aston Martin V8 Vantage GT4	1:44.722	3	5	1.169	0.117	92.54
12	43	GT4S	Century Motorsport	BMW M4 GT4	1:44.794	6	6	1.241	0.072	92.47
13	61	GT4S	Academy Motorsport	Aston Martin V8 Vantage GT4	1:44.930	3	6	1.377	0.136	92.35
14	97	GT4S	TF Sport	Aston Martin V8 Vantage GT4	1:45.244	4	5	1.691	0.314	92.08
15	77	GT4PA	Fox Motorsport	Mercedes-AMG GT4	1:45.270	4	6	1.717	0.026	92.06
16	44	GT4PA	Invictus Games Racing	Jaguar F-TYPE SVR GT4	1:45.292	5	5	1.739	0.022	92.04
17	23	GT4S	RACE Performance	Ford Mustang GT4	1:45.408	2	5	1.855	0.116	91.94
18	75	GT4S	Optimum Motorsport	Aston Martin V8 Vantage GT4	1:45.423	4	5	1.870	0.015	91.92
19	32	GT4PA	Track Focused	KTM X-Bow GT4	1:45.430	5	6	1.877	0.007	91.92
20	66	GT4PA	Team Parker Racing	Mercedes-AMG GT4	1:45.512	2	6	1.959	0.082	91.85
21	20	GT4PA	Balfe Motorsport	McLaren 570S GT4	1:45.812	2	5	2.259	0.300	91.58

No. 23 - 1 Lap time disallowed; exceeding track limits.

Weather / Track : Sunny / Dry

These results are provisional until the conclusion of any judicial and technical matters.

Oulton Park International  
Circuit Length = 2.6920 miles  
Start: 15:43 Flag 15:53 End: 15:56

Race Director : Peter Daly	Stewards :	Timekeeper :
----------------------------	------------	--------------

Results can be found at [www.tsl-timing.com](http://www.tsl-timing.com)

Printed - 15:58 Saturday, 20 April 2019



## British GT Championship

### GT4 AM QUALIFYING - RACE 9 - CLASSIFICATION BY CLASS

#### CLASS : GT4 - GT4S

POS	NO	NAME	ENTRY	TIME	ON	LAPS	GAP	DIFF	MPH
1	15	Multimatic Motorsports	Ford Mustang GT4	1:43.553	4	5			93.58
2	19	Multimatic Motorsports	Ford Mustang GT4	1:43.656	3	6	0.103	0.103	93.49
3	57	HHC Motorsport	McLaren 570S GT4	1:43.892	4	5	0.339	0.236	93.28
4	58	HHC Motorsport	McLaren 570S GT4	1:44.056	2	6	0.503	0.164	93.13
5	5	Tolman Motorsport	McLaren 570S GT4	1:44.279	5	6	0.726	0.223	92.93
6	95	TF Sport	Aston Martin V8 Vantage GT4	1:44.377	3	4	0.824	0.098	92.84
7	42	Century Motorsport	BMW M4 GT4	1:44.478	5	6	0.925	0.101	92.75
8	62	Academy Motorsport	Aston Martin V8 Vantage GT4	1:44.498	4	5	0.945	0.020	92.74
9	4	Tolman Motorsport	McLaren 570S GT4	1:44.548	3	5	0.995	0.050	92.69
10	35	Optimum Motorsport	Aston Martin V8 Vantage GT4	1:44.722	3	5	1.169	0.174	92.54
11	43	Century Motorsport	BMW M4 GT4	1:44.794	6	6	1.241	0.072	92.47
12	61	Academy Motorsport	Aston Martin V8 Vantage GT4	1:44.930	3	6	1.377	0.136	92.35
13	97	TF Sport	Aston Martin V8 Vantage GT4	1:45.244	4	5	1.691	0.314	92.08
14	23	RACE Performance	Ford Mustang GT4	1:45.408	2	5	1.855	0.164	91.94
15	75	Optimum Motorsport	Aston Martin V8 Vantage GT4	1:45.423	4	5	1.870	0.015	91.92

#### CLASS : GT4 - GT4PA

POS	NO	NAME	ENTRY	TIME	ON	LAPS	GAP	DIFF	MPH
1	11	Beechdean AMR	Aston Martin V8 Vantage GT4	1:44.605	2	5			92.64
2	77	Fox Motorsport	Mercedes-AMG GT4	1:45.270	4	6	0.665	0.665	92.06
3	44	Invictus Games Racing	Jaguar F-TYPE SVR GT4	1:45.292	5	5	0.687	0.022	92.04
4	32	Track Focused	KTM X-Bow GT4	1:45.430	5	6	0.825	0.138	91.92
5	66	Team Parker Racing	Mercedes-AMG GT4	1:45.512	2	6	0.907	0.082	91.85
6	20	Balfe Motorsport	McLaren 570S GT4	1:45.812	2	5	1.207	0.300	91.58

No. 23 - 1 Lap time disallowed; exceeding track limits.

Oulton Park International  
Circuit Length = 2.6920 miles  
Start: 15:43 Flag 15:53 End: 15:56

Weather / Track : Sunny / Dry

These results are provisional until the conclusion of any judicial and technical matters.

Race Director : Peter Daly	Stewards :	Timekeeper :
----------------------------	------------	--------------

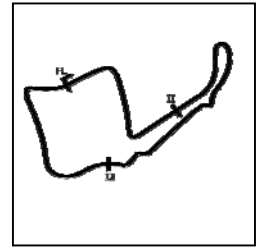
Results can be found at [www.tsl-timing.com](http://www.tsl-timing.com)

Printed - 15:59 Saturday, 20 April 2019



# British GT Championship

## GT4 AM QUALIFYING - RACE 9 - SECTOR ANALYSIS



SECTOR 1 = FL to I1, SECTOR 2 = I1 to I2, SECTOR 3 = I2 to FL, DIFF = Difference To Personal Best Lap, P = Crossed Finish Line in Pit Lane, D = Time Disallowed

P1 15 GT4S		Multimatic Motorsports					Ford Mustang GT4			
IDEAL LAP TIME : 1:43.553		BEST LAP TIME : 1:43.553					DIFFERENCE : 0.000			
D1: Scott MAXWELL		D2: Seb PRIAULX								
LAP	SECTOR 1	SECTOR 2		SECTOR 3		LAP TIME	MPH	DIFF	TIME OF DAY	
1 - D1	OUTLAP	112.7	53.728	106.0	29.904	<b>113.7</b>			15:45:19.613	
2 - D1	<b>25.553</b>	<b>122.6</b>	49.485	108.0	28.720	113.1	1:43.758 (2)	93.40	0.205	15:47:03.371
3 - D1	29.211	98.6	56.795	106.8	29.932	<b>113.7</b>	1:54.938 (3)	84.31	11.385	15:48:58.309
<b>4 - D1</b>	<b>25.553</b>	122.4	<b>49.444</b>	<b>108.4</b>	<b>28.556</b>	112.7	<b>1:43.553 (1)</b>	<b>93.58</b>		<b>15:50:41.862</b>
5 - D1	31.338	110.0	57.497	75.4	IN PIT		2:08.769 P	75.26	25.216	15:52:50.631

P2 19 GT4S		Multimatic Motorsports					Ford Mustang GT4			
IDEAL LAP TIME : 1:43.501		BEST LAP TIME : 1:43.656					DIFFERENCE : 0.155			
D1: Jade BUFORD		D2: Chad MCCUMBEE								
LAP	SECTOR 1	SECTOR 2		SECTOR 3		LAP TIME	MPH	DIFF	TIME OF DAY	
1 - D1	OUTLAP	83.7	54.816	101.2	29.741	<b>111.8</b>			15:45:07.726	
2 - D1	25.950	119.6	49.684	106.5	<b>28.528</b>	<b>111.8</b>	1:44.162 (3)	93.04	0.506	15:46:51.888
<b>3 - D1</b>	25.557	<b>121.5</b>	<b>49.449</b>	106.5	28.650	<b>111.8</b>	<b>1:43.656 (1)</b>	<b>93.49</b>		<b>15:48:35.544</b>
4 - D1	25.527	121.1	49.586	<b>106.8</b>	28.813	110.7	1:43.926 (2)	93.25	0.270	15:50:19.470
5 - D1	27.171	120.2	50.860	105.5	28.693	<b>111.8</b>	1:46.724	90.80	3.068	15:52:06.194
6 - D1	<b>25.524</b>	119.8	49.920	97.3	IN PIT		1:53.840 P	85.13	10.184	15:54:00.034

P3 57 GT4S		HHC Motorsport					McLaren 570S GT4			
IDEAL LAP TIME : 1:43.822		BEST LAP TIME : 1:43.892					DIFFERENCE : 0.070			
D1: Dean MACDONALD		D2: Callum POINTON								
LAP	SECTOR 1	SECTOR 2		SECTOR 3		LAP TIME	MPH	DIFF	TIME OF DAY	
1 - D1	OUTLAP	115.1	58.618	104.3	31.655	<b>112.4</b>			15:45:56.575	
2 - D1	25.709	<b>121.1</b>	52.191	89.1	30.188	112.0	1:48.088 (3)	89.66	4.196	15:47:44.663
3 - D1	25.809	120.4	49.654	<b>106.3</b>	<b>28.660</b>	<b>112.4</b>	1:44.123 (2)	93.07	0.231	15:49:28.786
<b>4 - D1</b>	<b>25.519</b>	<b>121.1</b>	<b>49.643</b>	<b>106.3</b>	28.730	<b>112.4</b>	<b>1:43.892 (1)</b>	<b>93.28</b>		<b>15:51:12.678</b>
5 - D1	25.972	120.2	54.553	105.3	IN PIT		1:55.667 P	83.78	11.775	15:53:08.345

P4 58 GT4S		HHC Motorsport					McLaren 570S GT4			
IDEAL LAP TIME : 1:43.814		BEST LAP TIME : 1:44.056					DIFFERENCE : 0.242			
D1: Tom JACKSON		D2: Luke WILLIAMS								
LAP	SECTOR 1	SECTOR 2		SECTOR 3		LAP TIME	MPH	DIFF	TIME OF DAY	
1 - D1	OUTLAP	108.7	59.250	98.1	31.361	113.5			15:45:58.284	
<b>2 - D1</b>	25.873	<b>123.3</b>	<b>49.586</b>	107.3	<b>28.597</b>	113.7	<b>1:44.056 (1)</b>	<b>93.13</b>		<b>15:47:42.340</b>
3 - D1	25.909	122.6	53.320	106.5	28.991	113.7	1:48.220	89.55	4.164	15:49:30.560
4 - D1	<b>25.631</b>	122.4	49.771	<b>107.5</b>	28.935	<b>113.9</b>	1:44.337 (2)	92.88	0.281	15:51:14.897
5 - D1	25.731	122.9	49.827	<b>107.5</b>	28.844	113.5	1:44.402 (3)	92.82	0.346	15:52:59.299
6 - D1	25.917	121.3	50.325	96.0	IN PIT		1:56.907 P	82.89	12.851	15:54:56.206

P5 5 GT4S		Tolman Motorsport					McLaren 570S GT4			
IDEAL LAP TIME : 1:43.968		BEST LAP TIME : 1:44.279					DIFFERENCE : 0.311			
D1: Jordan COLLARD		D2: Lewis PROCTOR								
LAP	SECTOR 1	SECTOR 2		SECTOR 3		LAP TIME	MPH	DIFF	TIME OF DAY	
1 - D1	OUTLAP	92.3	1:00.158	105.3	29.031	112.4			15:45:33.036	
2 - D1	25.767	120.2	49.718	106.0	28.940	111.8	1:44.425 (3)	92.80	0.146	15:47:17.461
3 - D1	25.784	<b>121.1</b>	49.890	<b>106.5</b>	28.798	112.2	1:44.472	92.76	0.193	15:49:01.933
4 - D1	31.095	94.3	1:03.883	86.8	32.897	111.6	2:07.875	75.78	23.596	15:51:09.808
<b>5 - D1</b>	25.927	120.0	<b>49.628</b>	106.3	<b>28.724</b>	112.4	<b>1:44.279 (1)</b>	<b>92.93</b>		<b>15:52:54.087</b>
6 - D1	<b>25.616</b>	120.6	49.888	105.6	28.902	<b>112.5</b>	1:44.406 (2)	92.82	0.127	15:54:38.493

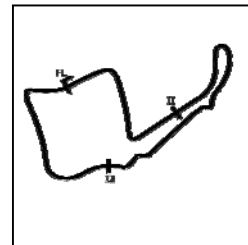
P6 95 GT4S		TF Sport					Aston Martin V8 Vantage GT4			
IDEAL LAP TIME : 1:44.256		BEST LAP TIME : 1:44.377					DIFFERENCE : 0.121			
D1: Patrick KIBBLE		D2: Josh PRICE								
LAP	SECTOR 1	SECTOR 2		SECTOR 3		LAP TIME	MPH	DIFF	TIME OF DAY	
1 - D1	OUTLAP	118.5	51.727	101.5	31.266	110.3			15:46:07.117	
2 - D1	<b>25.610</b>	<b>119.8</b>	50.173	104.3	29.028	<b>110.7</b>	1:44.811 (2)	92.46	0.434	15:47:51.928

Weather / Track : Sunny / Dry

Oulton Park International  
Circuit Length = 2.6920 miles  
Start: 15:43 Flag 15:53 End: 15:56

# British GT Championship

## GT4 AM QUALIFYING - RACE 9 - SECTOR ANALYSIS



SECTOR 1 = FL to I1, SECTOR 2 = I1 to I2, SECTOR 3 = I2 to FL, DIFF = Difference To Personal Best Lap, P = Crossed Finish Line in Pit Lane, D = Time Disallowed

<b>3 - D1</b>	25.731	119.4	<b>49.735</b>	105.3	<b>28.911</b>	110.5	<b>1:44.377 (1)</b>	<b>92.84</b>			<b>15:49:36.305</b>
4 - D1	25.773	119.6	49.985	<b>105.5</b>	IN PIT		1:48.396	P	89.40	4.019	15:51:24.701

<b>P7</b>	<b>42 GT4S</b>	<b>Century Motorsport</b>					<b>BMW M4 GT4</b>					
IDEAL LAP TIME : 1:44.424		BEST LAP TIME : 1:44.478		DIFFERENCE : 0.054								
D1: Mark KIMBER		D2: Jacob MATHIASSEN										
LAP	SECTOR 1	SECTOR 2	SECTOR 3	LAP TIME	MPH	DIFF	TIME OF DAY					
1 - D1	OUTLAP	116.7	53.068	103.7	29.518	110.9					15:44:59.854	
2 - D1	26.157	120.0	50.277	106.6	28.928	112.0	1:45.362	91.98	0.884		15:46:45.216	
3 - D1	25.871	121.1	49.939	107.0	28.831	112.2	1:44.641 (2)	92.61	0.163		15:48:29.857	
4 - D1	25.913	120.9	50.092	106.3	<b>28.714</b>	<b>112.4</b>	1:44.719 (3)	92.54	0.241		15:50:14.576	
<b>5 - D1</b>	<b>25.773</b>	<b>121.5</b>	<b>49.937</b>	<b>107.2</b>	28.768	112.0	<b>1:44.478 (1)</b>	<b>92.75</b>			<b>15:51:59.054</b>	
6 - D1	26.045	120.4	50.257	106.6	IN PIT		1:50.109	P	88.01	5.631	15:53:49.163	

<b>P8</b>	<b>62 GT4S</b>	<b>Academy Motorsport</b>					<b>Aston Martin V8 Vantage GT4</b>					
IDEAL LAP TIME : 1:44.475		BEST LAP TIME : 1:44.498		DIFFERENCE : 0.023								
D1: Alex TOTH-JONES		D2: Will MOORE										
LAP	SECTOR 1	SECTOR 2	SECTOR 3	LAP TIME	MPH	DIFF	TIME OF DAY					
1 - D1	OUTLAP	98.6	55.779	97.2	30.537	<b>111.4</b>					15:45:11.522	
2 - D1	25.656	<b>119.8</b>	50.296	105.1	28.932	110.7	1:44.884 (3)	92.40	0.386		15:46:56.406	
3 - D1	25.841	119.1	50.111	105.1	<b>28.862</b>	111.2	1:44.814 (2)	92.46	0.316		15:48:41.220	
<b>4 - D1</b>	<b>25.630</b>	<b>119.8</b>	<b>49.983</b>	<b>105.6</b>	28.885	111.1	<b>1:44.498 (1)</b>	<b>92.74</b>			<b>15:50:25.718</b>	
5 - D1	27.956	105.8	54.332	105.0	IN PIT		1:56.587	P	83.12	12.089	15:52:22.305	

<b>P9</b>	<b>4 GT4S</b>	<b>Tolman Motorsport</b>					<b>McLaren 570S GT4</b>					
IDEAL LAP TIME : 1:44.496		BEST LAP TIME : 1:44.548		DIFFERENCE : 0.052								
D1: James DORLIN		D2: Josh SMITH										
LAP	SECTOR 1	SECTOR 2	SECTOR 3	LAP TIME	MPH	DIFF	TIME OF DAY					
1 - D1	OUTLAP	118.9	57.764	63.2	34.787	<b>111.1</b>					15:46:13.108	
2 - D1	<b>25.804</b>	118.9	49.932	105.1	28.984	<b>111.1</b>	1:44.720 (3)	92.54	0.172		15:47:57.828	
<b>3 - D1</b>	25.854	120.0	<b>49.721</b>	104.8	28.973	110.7	<b>1:44.548 (1)</b>	<b>92.69</b>			<b>15:49:42.376</b>	
4 - D1	25.873	<b>120.2</b>	49.814	<b>106.0</b>	<b>28.971</b>	110.5	1:44.658 (2)	92.59	0.110		15:51:27.034	
5 - D1	25.922	<b>120.2</b>	49.918	105.3	29.085	110.9	1:44.925	92.36	0.377		15:53:11.959	

<b>P10</b>	<b>11 GT4PA</b>	<b>Beechdean AMR</b>					<b>Aston Martin V8 Vantage GT4</b>					
IDEAL LAP TIME : 1:44.420		BEST LAP TIME : 1:44.605		DIFFERENCE : 0.185								
D1: Kelvin FLETCHER		D2: Martin PLOWMAN										
LAP	SECTOR 1	SECTOR 2	SECTOR 3	LAP TIME	MPH	DIFF	TIME OF DAY					
1 - D1	OUTLAP	84.9	1:02.263	105.8	29.044	110.9					15:45:43.167	
<b>2 - D1</b>	25.748	120.9	49.993	105.8	<b>28.864</b>	111.1	<b>1:44.605 (1)</b>	<b>92.64</b>			<b>15:47:27.772</b>	
3 - D1	<b>25.605</b>	<b>121.3</b>	<b>49.951</b>	<b>106.3</b>	29.091	<b>111.6</b>	1:44.647 (2)	92.60	0.042		15:49:12.419	
4 - D1	26.276	114.5	52.854	101.2	30.664	<b>111.6</b>	1:49.794 (3)	88.26	5.189		15:51:02.213	
5 - D1	26.026	120.6	50.974	105.0	IN PIT		1:51.191	P	87.15	6.586	15:52:53.404	

<b>P11</b>	<b>35 GT4S</b>	<b>Optimum Motorsport</b>					<b>Aston Martin V8 Vantage GT4</b>					
IDEAL LAP TIME : 1:44.657		BEST LAP TIME : 1:44.722		DIFFERENCE : 0.065								
D1: Connor O'BRIEN		D2: Jack BUTEL										
LAP	SECTOR 1	SECTOR 2	SECTOR 3	LAP TIME	MPH	DIFF	TIME OF DAY					
1 - D1	OUTLAP	99.2	56.764	104.0	29.503	110.3					15:46:26.522	
2 - D1	25.906	118.1	50.343	104.2	29.194	110.0	1:45.443 (3)	91.91	0.721		15:48:11.965	
<b>3 - D1</b>	25.869	118.7	<b>50.001</b>	<b>105.3</b>	<b>28.852</b>	<b>110.9</b>	<b>1:44.722 (1)</b>	<b>92.54</b>			<b>15:49:56.687</b>	
4 - D1	<b>25.804</b>	<b>119.1</b>	50.155	<b>105.3</b>	29.070	110.5	1:45.029 (2)	92.27	0.307		15:51:41.716	
5 - D1	25.895	117.9	50.483	104.6	IN PIT		1:48.294	P	89.49	3.572	15:53:30.010	

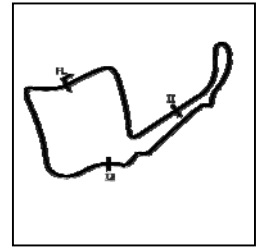
<b>P12</b>	<b>43 GT4S</b>	<b>Century Motorsport</b>					<b>BMW M4 GT4</b>					
IDEAL LAP TIME : 1:44.649		BEST LAP TIME : 1:44.794		DIFFERENCE : 0.145								
D1: Andrew GORDON-COLEB		D2: Angus FENDER										
LAP	SECTOR 1	SECTOR 2	SECTOR 3	LAP TIME	MPH	DIFF	TIME OF DAY					
1 - D1	OUTLAP	79.0	1:01.798	90.4	30.238	111.6					15:45:38.621	

Weather / Track : Sunny / Dry

Oulton Park International  
Circuit Length = 2.6920 miles  
Start: 15:43 Flag 15:53 End: 15:56

# British GT Championship

## GT4 AM QUALIFYING - RACE 9 - SECTOR ANALYSIS



SECTOR 1 = FL to I1, SECTOR 2 = I1 to I2, SECTOR 3 = I2 to FL, DIFF = Difference To Personal Best Lap, P = Crossed Finish Line in Pit Lane, D = Time Disallowed

2 - D1	25.981	121.5	<b>50.111</b>	<b>107.2</b>	28.926	112.2	1:45.018 (2)	92.28	0.224	15:47:23.639
3 - D1	26.045	120.6	50.241	106.8	28.815	112.0	1:45.101 (3)	92.20	0.307	15:49:08.740
4 - D1	25.839	<b>121.7</b>	50.315	106.5	28.951	111.8	1:45.105	92.20	0.311	15:50:53.845
5 - D1	<b>25.749</b>	<b>121.7</b>	50.565	106.1	29.156	112.0	1:45.470	91.88	0.676	15:52:39.315
<b>6 - D1</b>	25.848	121.3	50.157	<b>107.2</b>	<b>28.789</b>	<b>112.4</b>	<b>1:44.794 (1)</b>	<b>92.47</b>		<b>15:54:24.109</b>

### P13 61 GT4S Academy Motorsport

Aston Martin V8 Vantage GT4

IDEAL LAP TIME : 1:44.877 BEST LAP TIME : 1:44.930 DIFFERENCE : 0.053  
 D1: Ben HURST D2: Micah STANLEY

LAP	SECTOR 1	SECTOR 2	SECTOR 3	LAP TIME	MPH	DIFF	TIME OF DAY
1 - D1	OUTLAP	84.2	57.534	101.0	32.654	<b>111.4</b>	15:45:17.634
2 - D1	26.002	120.4	50.502	105.8	29.107	<b>111.4</b>	1:45.611 91.76 0.681 15:47:03.245
<b>3 - D1</b>	25.735	<b>120.9</b>	<b>50.081</b>	<b>106.1</b>	29.114	110.9	<b>1:44.930 (1)</b> <b>92.35</b> <b>15:48:48.175</b>
4 - D1	25.862	120.4	50.157	<b>106.1</b>	29.067	110.7	1:45.086 (2) 92.22 0.156 15:50:33.261
5 - D1	<b>25.731</b>	<b>120.9</b>	50.559	105.5	<b>29.065</b>	<b>111.4</b>	1:45.355 (3) 91.98 0.425 15:52:18.616
6 - D1	25.899	119.8	51.778	105.1	IN PIT		1:53.080 P 85.70 8.150 15:54:11.696

### P14 97 GT4S TF Sport

Aston Martin V8 Vantage GT4

IDEAL LAP TIME : 1:45.118 BEST LAP TIME : 1:45.244 DIFFERENCE : 0.126  
 D1: Ashley HAND D2: Tom CANNING

LAP	SECTOR 1	SECTOR 2	SECTOR 3	LAP TIME	MPH	DIFF	TIME OF DAY
1 - D1	OUTLAP	117.3	53.092	103.8	29.687	110.1	15:46:08.919
2 - D1	26.389	118.5	51.008	105.0	29.067	<b>110.3</b>	1:46.464 (3) 91.02 1.220 15:47:55.383
3 - D1	25.972	<b>119.4</b>	50.374	105.0	<b>28.977</b>	<b>110.3</b>	1:45.323 (2) 92.01 0.079 15:49:40.706
<b>4 - D1</b>	<b>25.938</b>	<b>119.4</b>	<b>50.203</b>	<b>105.1</b>	29.103	109.6	<b>1:45.244 (1)</b> <b>92.08</b> <b>15:51:25.950</b>
5 - D1	26.313	<b>119.4</b>	52.460	<b>105.1</b>	IN PIT		1:52.830 P 85.89 7.586 15:53:18.780

### P15 77 GT4PA Fox Motorsport

Mercedes-AMG GT4

IDEAL LAP TIME : 1:45.039 BEST LAP TIME : 1:45.270 DIFFERENCE : 0.231  
 D1: Mark MURFITT D2: Michael BROADHURST

LAP	SECTOR 1	SECTOR 2	SECTOR 3	LAP TIME	MPH	DIFF	TIME OF DAY
1 - D1	OUTLAP	93.2	56.677	89.4	31.185	<b>111.8</b>	15:45:14.204
2 - D1	25.990	121.1	<b>50.385</b>	104.6	29.006	111.1	1:45.381 (3) 91.96 0.111 15:46:59.585
3 - D1	26.006	121.3	50.515	104.2	29.022	110.5	1:45.543 91.82 0.273 15:48:45.128
<b>4 - D1</b>	25.923	121.1	50.478	104.6	<b>28.869</b>	110.7	<b>1:45.270 (1)</b> <b>92.06</b> <b>15:50:30.398</b>
5 - D1	<b>25.785</b>	<b>122.0</b>	50.929	104.2	29.065	110.5	1:45.779 91.61 0.509 15:52:16.177
6 - D1	25.854	121.3	50.505	<b>104.8</b>	28.938	110.3	1:45.297 (2) 92.03 0.027 15:54:01.474

### P16 44 GT4PA Invictus Games Racing

Jaguar F-TYPE SVR GT4

IDEAL LAP TIME : 1:45.241 BEST LAP TIME : 1:45.292 DIFFERENCE : 0.051  
 D1: Steve MCCULLEY D2: Matthew GEORGE

LAP	SECTOR 1	SECTOR 2	SECTOR 3	LAP TIME	MPH	DIFF	TIME OF DAY
1 - D1	OUTLAP	103.7	59.059	102.2	30.608	<b>112.7</b>	15:46:30.370
2 - D1	25.971	<b>123.3</b>	50.349	106.3	29.256	112.5	1:45.576 (3) 91.79 0.284 15:48:15.946
3 - D1	26.114	122.4	50.856	106.0	29.321	112.5	1:46.291 91.17 0.999 15:50:02.237
4 - D1	25.923	122.2	50.477	<b>106.5</b>	<b>29.071</b>	112.5	1:45.471 (2) 91.88 0.179 15:51:47.708
<b>5 - D1</b>	<b>25.900</b>	121.5	<b>50.270</b>	106.3	29.122	112.4	<b>1:45.292 (1)</b> <b>92.04</b> <b>15:53:33.000</b>

### P17 23 GT4S RACE Performance

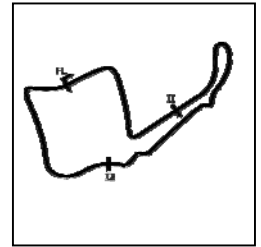
Ford Mustang GT4

IDEAL LAP TIME : 1:44.917 BEST LAP TIME : 1:45.408 DIFFERENCE : 0.491  
 D1: Sam SMELT D2: Arón TAYLOR-SMITH

LAP	SECTOR 1	SECTOR 2	SECTOR 3	LAP TIME	MPH	DIFF	TIME OF DAY
1 - D1	OUTLAP	114.5	51.863	105.6	29.442	109.1	15:44:55.262
<b>2 - D1</b>	26.213	<b>120.2</b>	50.351	<b>105.8</b>	<b>28.844</b>	<b>111.8</b>	<b>1:45.408 (1)</b> <b>91.94</b> <b>15:46:40.670</b>
3 - D1	<b>25.815</b>	119.8	50.279	105.6	28.944	111.4	1:45.038 D 92.26 15:48:25.708
4 - D1	25.913	119.8	<b>50.258</b>	105.6	29.246	110.0	1:45.417 (2) 91.93 0.009 15:50:11.125
5 - D1	25.984	119.6	50.804	103.0	IN PIT		1:53.135 P 85.66 7.727 15:52:04.260

# British GT Championship

## GT4 AM QUALIFYING - RACE 9 - SECTOR ANALYSIS



SECTOR 1 = FL to I1, SECTOR 2 = I1 to I2, SECTOR 3 = I2 to FL, DIFF = Difference To Personal Best Lap, P = Crossed Finish Line in Pit Lane, D = Time Disallowed

P18 75 GT4S Optimum Motorsport		Aston Martin V8 Vantage GT4								
IDEAL LAP TIME : 1:45.423		BEST LAP TIME : 1:45.423		DIFFERENCE : 0.000						
D1: Patrik MATTHIESEN		D2: Mike ROBINSON								
LAP	SECTOR 1	SECTOR 2		SECTOR 3		LAP TIME	MPH	DIFF	TIME OF DAY	
1 - D1	OUTLAP	107.7	1:00.019	79.2	30.614	109.4			15:46:01.951	
2 - D1	26.111	118.5	50.349	104.0	29.273	<b>109.6</b>	1:45.733 (3)	91.65	0.310	15:47:47.684
3 - D1	25.910	<b>119.1</b>	50.515	103.8	29.361	<b>109.6</b>	1:45.786	91.61	0.363	15:49:33.470
<b>4 - D1</b>	<b>25.907</b>	118.9	<b>50.317</b>	104.2	<b>29.199</b>	109.4	<b>1:45.423 (1)</b>	<b>91.92</b>		<b>15:51:18.893</b>
5 - D1	25.998	117.9	50.364	<b>104.5</b>	29.230	109.4	1:45.592 (2)	91.78	0.169	15:53:04.485

P19 32 GT4PA Track Focused		KTM X-Bow GT4								
IDEAL LAP TIME : 1:45.323		BEST LAP TIME : 1:45.430		DIFFERENCE : 0.107						
D1: Mike MCCOLLUM		D2: Sean COOPER								
LAP	SECTOR 1	SECTOR 2		SECTOR 3		LAP TIME	MPH	DIFF	TIME OF DAY	
1 - D1	OUTLAP	114.9	53.457	102.2	30.180	<b>107.7</b>			15:45:20.365	
2 - D1	26.111	<b>117.9</b>	51.010	102.2	29.230	<b>107.7</b>	1:46.351	91.12	0.921	15:47:06.716
3 - D1	<b>25.869</b>	117.7	50.770	102.1	29.183	107.2	1:45.822 (2)	91.58	0.392	15:48:52.538
4 - D1	26.227	116.3	50.531	102.2	29.224	106.8	1:45.982 (3)	91.44	0.552	15:50:38.520
<b>5 - D1</b>	25.976	117.1	<b>50.383</b>	<b>102.4</b>	<b>29.071</b>	107.5	<b>1:45.430 (1)</b>	<b>91.92</b>		<b>15:52:23.950</b>
6 - D1	26.260	115.3	51.086	101.5	IN PIT		1:51.662 P	86.79	6.232	15:54:15.612

P20 66 GT4PA Team Parker Racing		Mercedes-AMG GT4								
IDEAL LAP TIME : 1:45.319		BEST LAP TIME : 1:45.512		DIFFERENCE : 0.193						
D1: Nick JONES		D2: Scott MALVERN								
LAP	SECTOR 1	SECTOR 2		SECTOR 3		LAP TIME	MPH	DIFF	TIME OF DAY	
1 - D1	OUTLAP	118.9	53.714	104.0	32.672	<b>111.2</b>			15:45:23.433	
<b>2 - D1</b>	26.019	120.0	<b>50.490</b>	<b>104.3</b>	29.003	110.5	<b>1:45.512 (1)</b>	<b>91.85</b>		<b>15:47:08.945</b>
3 - D1	25.902	<b>120.4</b>	50.657	103.7	29.044	110.1	1:45.603 (3)	91.77	0.091	15:48:54.548
4 - D1	<b>25.864</b>	120.0	50.757	104.0	<b>28.965</b>	108.4	1:45.586 (2)	91.78	0.074	15:50:40.134
5 - D1	25.948	120.2	51.852	101.5	29.158	109.8	1:46.958	90.60	1.446	15:52:27.092
6 - D1	25.866	120.0	51.235	102.7	IN PIT		1:51.775 P	86.70	6.263	15:54:18.867

P21 20 GT4PA Balfe Motorsport		McLaren 570S GT4								
IDEAL LAP TIME : 1:45.812		BEST LAP TIME : 1:45.812		DIFFERENCE : 0.000						
D1: Graham JOHNSON		D2: Michael O'BRIEN								
LAP	SECTOR 1	SECTOR 2		SECTOR 3		LAP TIME	MPH	DIFF	TIME OF DAY	
1 - D1	OUTLAP	115.9	53.675	105.1	29.641	112.2			15:46:16.774	
<b>2 - D1</b>	<b>26.126</b>	<b>120.4</b>	<b>50.556</b>	105.5	<b>29.130</b>	112.0	<b>1:45.812 (1)</b>	<b>91.58</b>		<b>15:48:02.586</b>
3 - D1	26.315	118.5	50.829	106.0	29.142	<b>112.9</b>	1:46.286 (2)	91.18	0.474	15:49:48.872
4 - D1	26.429	119.8	50.839	105.8	29.201	112.4	1:46.469 (3)	91.02	0.657	15:51:35.341
5 - D1	26.302	<b>120.4</b>	51.121	<b>106.1</b>	IN PIT		1:51.311 P	87.06	5.499	15:53:26.652

# British GT Championship

## GT4 AM QUALIFYING - RACE 9 - BEST SECTORS

SECTOR 1			SECTOR 2			SECTOR 3			IDEAL / BEST COMPARISON						
POS	NO	NAME	TIME	NO	NAME	TIME	NO	NAME	TIME	POS	NO	NAME	IDEAL	BEST	DIFF
													<b>PERFECT LAP</b>	<b>1:43.491</b>	
1	57	HHC Motorsport	25.519	15	Multimatic Motorspo	49.444	19	Multimatic Motorspo	28.528	1	19	Multimatic Motorsport	1:43.501	1:43.656	0.155
2	19	Multimatic Motorspo	25.524	19	Multimatic Motorspo	49.449	15	Multimatic Motorspo	28.556	2	15	Multimatic Motorsport	1:43.553	1:43.553	0.000
3	15	Multimatic Motorspo	25.553	58	HHC Motorsport	49.586	58	HHC Motorsport	28.597	3	58	HHC Motorsport	1:43.814	1:44.056	0.242
4	11	Beechdean AMR	25.605	5	Tolman Motorsport	49.628	57	HHC Motorsport	28.660	4	57	HHC Motorsport	1:43.822	1:43.892	0.070
5	95	TF Sport	25.610	57	HHC Motorsport	49.643	42	Century Motorsport	28.714	5	5	Tolman Motorsport	1:43.968	1:44.279	0.311
6	5	Tolman Motorsport	25.616	4	Tolman Motorsport	49.721	5	Tolman Motorsport	28.724	6	95	TF Sport	1:44.256	1:44.377	0.121
7	62	Academy Motorspor	25.630	95	TF Sport	49.735	43	Century Motorsport	28.789	7	11	Beechdean AMR	1:44.420	1:44.605	0.185
8	58	HHC Motorsport	25.631	42	Century Motorsport	49.937	23	RACE Performance	28.844	8	42	Century Motorsport	1:44.424	1:44.478	0.054
9	61	Academy Motorspor	25.731	11	Beechdean AMR	49.951	35	Optimum Motorspor	28.852	9	62	Academy Motorsport	1:44.475	1:44.498	0.023
10	43	Century Motorsport	25.749	62	Academy Motorspor	49.983	62	Academy Motorspor	28.862	10	4	Tolman Motorsport	1:44.496	1:44.548	0.052
11	42	Century Motorsport	25.773	35	Optimum Motorspor	50.001	11	Beechdean AMR	28.864	11	43	Century Motorsport	1:44.649	1:44.794	0.145
12	77	Fox Motorsport	25.785	61	Academy Motorspor	50.081	77	Fox Motorsport	28.869	12	35	Optimum Motorsport	1:44.657	1:44.722	0.065
13	4	Tolman Motorsport	25.804	43	Century Motorsport	50.111	95	TF Sport	28.911	13	61	Academy Motorsport	1:44.877	1:44.930	0.053
14	35	Optimum Motorspor	25.804	97	TF Sport	50.203	66	Team Parker Racing	28.965	14	23	RACE Performance	1:44.917	1:45.408	0.491
15	23	RACE Performance	25.815	23	RACE Performance	50.258	4	Tolman Motorsport	28.971	15	77	Fox Motorsport	1:45.039	1:45.270	0.231
16	66	Team Parker Racing	25.864	44	Invictus Games Rac	50.270	97	TF Sport	28.977	16	97	TF Sport	1:45.118	1:45.244	0.126
17	32	Track Focused	25.869	75	Optimum Motorspor	50.317	61	Academy Motorspor	29.065	17	44	Invictus Games Rac	1:45.241	1:45.292	0.051
18	44	Invictus Games Rac	25.900	32	Track Focused	50.383	44	Invictus Games Rac	29.071	18	66	Team Parker Racing	1:45.319	1:45.512	0.193
19	75	Optimum Motorspor	25.907	77	Fox Motorsport	50.385	32	Track Focused	29.071	19	32	Track Focused	1:45.323	1:45.430	0.107
20	97	TF Sport	25.938	66	Team Parker Racing	50.490	20	Balfe Motorsport	29.130	20	75	Optimum Motorsport	1:45.423	1:45.423	0.000
21	20	Balfe Motorsport	26.126	20	Balfe Motorsport	50.556	75	Optimum Motorspor	29.199	21	20	Balfe Motorsport	1:45.812	1:45.812	0.000

Weather / Track : Sunny / Dry

Results can be found at [www.tsl-timing.com](http://www.tsl-timing.com)

Oulton Park International  
Circuit Length = 2.6920 miles  
Start: 15:43 Flag 15:53 End: 15:56

Printed - 15:59 Saturday, 20 April 2019



# British GT Championship

## GT4 AM QUALIFYING - RACE 9 - BEST SPEEDS

POS	INTERMEDIATE 1			INTERMEDIATE 2			FINISH LINE		
	NO	NAME	MPH	NO	NAME	MPH	NO	NAME	MPH
1	58	HHC Motorsport	123.3	15	Multimatic Motorsports	108.4	58	HHC Motorsport	113.9
2	44	Invictus Games Racing	123.3	58	HHC Motorsport	107.5	15	Multimatic Motorsports	113.7
3	15	Multimatic Motorsports	122.6	42	Century Motorsport	107.2	20	Balfe Motorsport	112.9
4	77	Fox Motorsport	122.0	43	Century Motorsport	107.2	44	Invictus Games Racing	112.7
5	43	Century Motorsport	121.7	19	Multimatic Motorsports	106.8	5	Tolman Motorsport	112.5
6	19	Multimatic Motorsports	121.5	5	Tolman Motorsport	106.5	57	HHC Motorsport	112.4
7	42	Century Motorsport	121.5	44	Invictus Games Racing	106.5	42	Century Motorsport	112.4
8	11	Beechdean AMR	121.3	57	HHC Motorsport	106.3	43	Century Motorsport	112.4
9	57	HHC Motorsport	121.1	11	Beechdean AMR	106.3	19	Multimatic Motorsports	111.8
10	5	Tolman Motorsport	121.1	61	Academy Motorsport	106.1	77	Fox Motorsport	111.8
11	61	Academy Motorsport	120.9	20	Balfe Motorsport	106.1	23	RACE Performance	111.8
12	66	Team Parker Racing	120.4	4	Tolman Motorsport	106.0	11	Beechdean AMR	111.6
13	20	Balfe Motorsport	120.4	23	RACE Performance	105.8	62	Academy Motorsport	111.4
14	4	Tolman Motorsport	120.2	62	Academy Motorsport	105.6	61	Academy Motorsport	111.4
15	23	RACE Performance	120.2	95	TF Sport	105.5	66	Team Parker Racing	111.2
16	95	TF Sport	119.8	35	Optimum Motorsport	105.3	4	Tolman Motorsport	111.1
17	62	Academy Motorsport	119.8	97	TF Sport	105.1	35	Optimum Motorsport	110.9
18	97	TF Sport	119.4	77	Fox Motorsport	104.8	95	TF Sport	110.7
19	35	Optimum Motorsport	119.1	75	Optimum Motorsport	104.5	97	TF Sport	110.3
20	75	Optimum Motorsport	119.1	66	Team Parker Racing	104.3	75	Optimum Motorsport	109.6
21	32	Track Focused	117.9	32	Track Focused	102.4	32	Track Focused	107.7

Weather / Track : Sunny / Dry

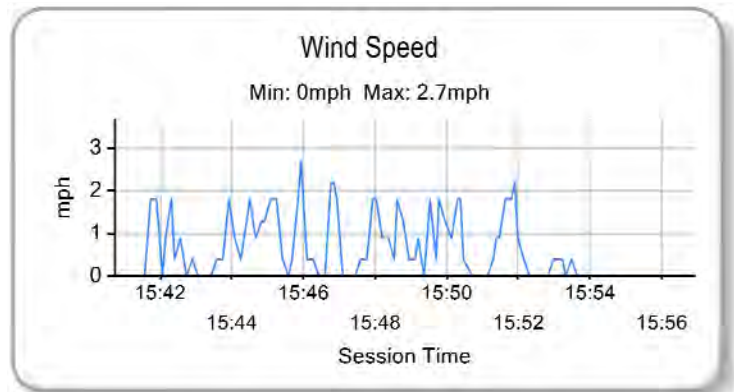
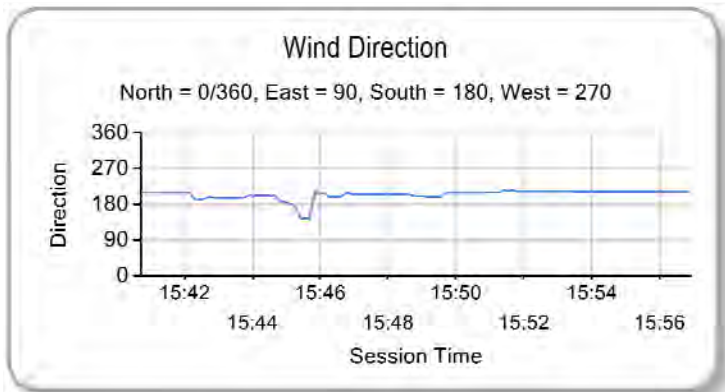
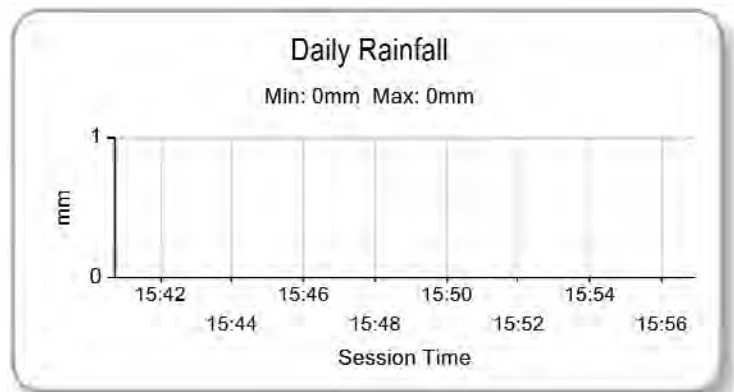
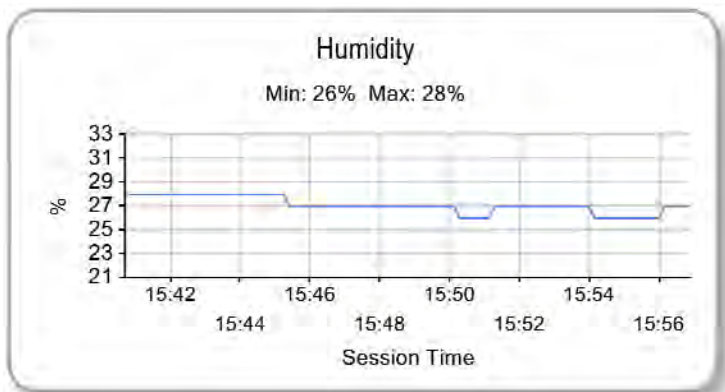
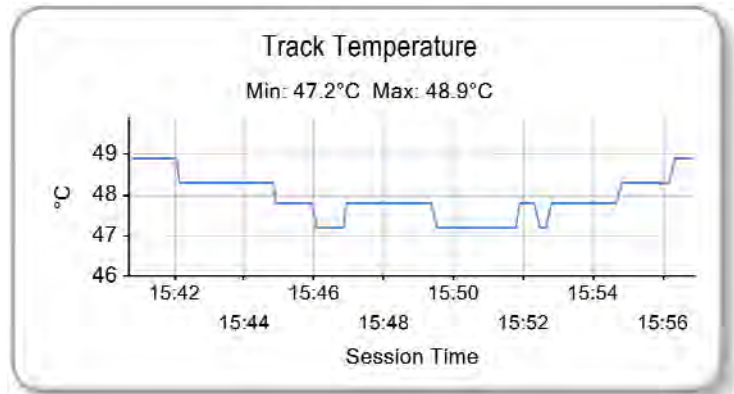
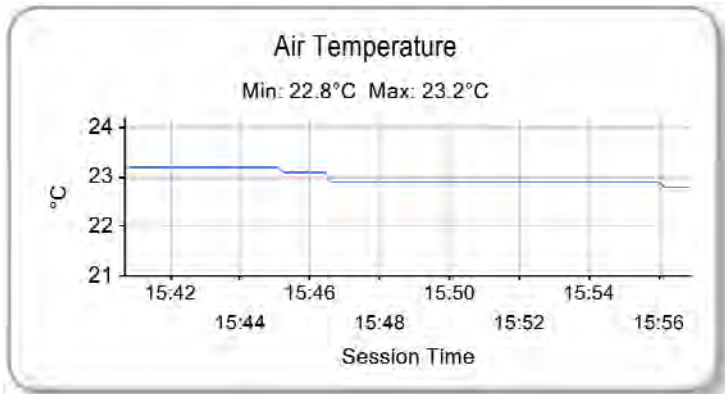
Results can be found at [www.tsl-timing.com](http://www.tsl-timing.com)

Oulton Park International  
Circuit Length = 2.6920 miles  
Start: 15:43 Flag 15:53 End: 15:56

Printed - 16:00 Saturday, 20 April 2019

# British GT Championship

## GT4 AM QUALIFYING - RACE 9 - WEATHER CONDITIONS



# British GT Championship

## GT4 AM QUALIFYING - RACE 9 - STATISTICS

**Competitors Started** 21  
**Planned Start** 2019-04-20 @ 15:43:00.000  
**Actual Start** 2019-04-20 @ 15:43:03.260  
**Finish Time** 2019-04-20 @ 15:53:04.175  
**Track Length** 2.6920mi.  
**Total Laps** 113  
**Total Distance Covered** 304.1992mi.

### Session Fastest Lap History

NO	CL	NAME	LAP TIME	TIME OF DAY	LAP	VEHICLE
23	GT4S	<b>RACE Performance</b> <i>S. SMELT</i>	<b>1:45.408</b>	15:46:40.700	2	Ford Mustang GT4
42	GT4S	<b>Century Motorsport</b> <i>M. KIMBER</i>	<b>1:45.362</b>	15:46:45.238	2	BMW M4 GT4
19	GT4S	<b>Multimatic Motorsports</b> <i>C. MCCUMBEE</i>	<b>1:44.162</b>	15:46:51.916	2	Ford Mustang GT4
15	GT4S	<b>Multimatic Motorsports</b> <i>S. MAXWELL</i>	<b>1:43.758</b>	15:47:03.371	2	Ford Mustang GT4
19	GT4S	<b>Multimatic Motorsports</b> <i>C. MCCUMBEE</i>	<b>1:43.656</b>	15:48:35.570	3	Ford Mustang GT4
15	GT4S	<b>Multimatic Motorsports</b> <i>S. MAXWELL</i>	<b>1:43.553</b>	15:50:41.887	4	Ford Mustang GT4

### Flag History

TYPE	TIME OF DAY
GREEN	15:43:03.260
FINISH	15:53:04.175

### Flag Statistics

TYPE	COUNT	TOTAL LAPS	TOTAL TIME
Green	1	6	13:48.657
Red	0	0	0.000
Safety Car	0	0	0.000
FCY	0	0	0.000

Weather / Track : Sunny / Dry

These results are provisional until the conclusion of any judicial and technical matters.

Oulton Park International  
Circuit Length = 2.6920 miles  
Start: 15:43 Flag 15:53 End: 15:56

Race Director : Peter Daly	Stewards :	Timekeeper :
----------------------------	------------	--------------

# British GT Championship

## GT4 AM QUALIFYING - RACE 9 - STATISTICS

CLASS : GT4S

15 Starters

### Fastest Lap History

NO	NAME	LAP TIME	TIME OF DAY	LAP	VEHICLE
23	<b>RACE Performance</b> <i>S. SMELT</i>	<b>1:45.408</b>	15:46:40.700	2	Ford Mustang GT4
42	<b>Century Motorsport</b> <i>M. KIMBER</i>	<b>1:45.362</b>	15:46:45.238	2	BMW M4 GT4
19	<b>Multimatic Motorsports</b> <i>C. MCCUMBEE</i>	<b>1:44.162</b>	15:46:51.916	2	Ford Mustang GT4
15	<b>Multimatic Motorsports</b> <i>S. MAXWELL</i>	<b>1:43.758</b>	15:47:03.371	2	Ford Mustang GT4
19	<b>Multimatic Motorsports</b> <i>C. MCCUMBEE</i>	<b>1:43.656</b>	15:48:35.570	3	Ford Mustang GT4
15	<b>Multimatic Motorsports</b> <i>S. MAXWELL</i>	<b>1:43.553</b>	15:50:41.887	4	Ford Mustang GT4

Weather / Track : Sunny / Dry

These results are provisional until the conclusion of any judicial and technical matters.

Oulton Park International  
Circuit Length = 2.6920 miles  
Start: 15:43 Flag 15:53 End: 15:56

Race Director : Peter Daly	Stewards :	Timekeeper :
----------------------------	------------	--------------

# British GT Championship

## GT4 AM QUALIFYING - RACE 9 - STATISTICS

CLASS : GT4PA

6 Starters

### Fastest Lap History

NO	NAME	LAP TIME	TIME OF DAY	LAP	VEHICLE
77	<b>Fox Motorsport</b> <i>M. MURFITT</i>	<b>1:45.381</b>	15:46:59.603	2	Mercedes-AMG GT4
11	<b>Beechdean AMR</b> <i>K. FLETCHER</i>	<b>1:44.605</b>	15:47:27.789	2	Aston Martin V8 Vantage GT4

Weather / Track : Sunny / Dry

These results are provisional until the conclusion of any judicial and technical matters.

Oulton Park International  
Circuit Length = 2.6920 miles  
Start: 15:43 Flag 15:53 End: 15:56

Race Director : Peter Daly	Stewards :	Timekeeper :
----------------------------	------------	--------------

## British GT Championship

### GT4 PRO QUALIFYING - RACE 14 - CLASSIFICATION

POS	NO	CL	PIC	TEAM / DRIVERS	CAR	TIME	ON	LAPS	GAP	DIFF	MPH
1	15	GT4S	1	Multimatic Motorsports Scott MAXWELL (CAN) / Seb PRIAULX (GBR)	Ford Mustang GT4	1:42.384	2	5			94.65
2	66	GT4PA	1	Team Parker Racing Nick JONES (GBR) / Scott MALVERN (GBR)	Mercedes-AMG GT4	1:43.530	2	5	1.146	1.146	93.60
3	77	GT4PA	2	Fox Motorsport Mark MURFITT (GBR) / Michael BROADHURST (GBR)	Mercedes-AMG GT4	1:43.728	2	5	1.344	0.198	93.42
4	11	GT4PA	3	Beechdean AMR Kelvin FLETCHER (GBR) / Martin PLOWMAN (GBR)	Aston Martin V8 Vantage GT4	1:43.773	2	5	1.389	0.045	93.38
5	97	GT4S	2	TF Sport Ashley HAND (GBR) / Tom CANNING (GBR)	Aston Martin V8 Vantage GT4	1:43.811	4	5	1.427	0.038	93.35
6	44	GT4PA	4	Invictus Games Racing Steve MCCULLLEY (GBR) / Matthew GEORGE (GBR)	Jaguar F-TYPE SVR GT4	1:43.905	3	5	1.521	0.094	93.27
7	58 *	GT4S	3	HHC Motorsport Tom JACKSON (GBR) / Luke WILLIAMS (GBR)	McLaren 570S GT4	1:43.908	2	6	1.524	0.003	93.26
8	5	GT4S	4	Tolman Motorsport Jordan COLLARD (GBR) / Lewis PROCTOR (GBR)	McLaren 570S GT4	1:43.967	2	4	1.583	0.059	93.21
9	43	GT4S	5	Century Motorsport Andrew GORDON-COLEBROOKE (GBR) / Angus FENDER (GBR)	BMW M4 GT4	1:44.019	2	5	1.635	0.052	93.16
10	4 *	GT4S	6	Tolman Motorsport James DORLIN (GBR) / Josh SMITH (GBR)	McLaren 570S GT4	1:44.065	2	5	1.681	0.046	93.12
11	19	GT4S	7	Multimatic Motorsports Jade BUFORD (USA) / Chad MCCUMBEE (USA)	Ford Mustang GT4	1:44.143	2	6	1.759	0.078	93.05
12	95	GT4S	8	TF Sport Patrick KIBBLE (GBR) / Josh PRICE (GBR)	Aston Martin V8 Vantage GT4	1:44.273	3	4	1.889	0.130	92.94
13	20	GT4PA	5	Balfe Motorsport Graham JOHNSON (GBR) / Michael O'BRIEN (GBR)	McLaren 570S GT4	1:44.314	3	5	1.930	0.041	92.90
14	42 *	GT4S	9	Century Motorsport Mark KIMBER (GBR) / Jacob MATHIASSEN (DNK)	BMW M4 GT4	1:44.344	2	5	1.960	0.030	92.87
15	62	GT4S	10	Academy Motorsport Alex TOTH-JONES (GBR) / Will MOORE (GBR)	Aston Martin V8 Vantage GT4	1:44.482	2	6	2.098	0.138	92.75
16	61 *	GT4S	11	Academy Motorsport Ben HURST (GBR) / Micah STANLEY (GBR)	Aston Martin V8 Vantage GT4	1:44.642	4	6	2.258	0.160	92.61
17	57	GT4S	12	HHC Motorsport Dean MACDONALD (GBR) / Callum POINTON (GBR)	McLaren 570S GT4	1:44.793	2	6	2.409	0.151	92.48
18	75	GT4S	13	Optimum Motorsport Patrik MATTHIESEN (GBR) / Mike ROBINSON (GBR)	Aston Martin V8 Vantage GT4	1:44.866	2	5	2.482	0.073	92.41
19	32	GT4PA	6	Track Focused Mike MCCOLLUM (GBR) / Sean COOPER (GBR)	KTM X-Bow GT4	1:45.098	4	6	2.714	0.232	92.21
20	35	GT4S	14	Optimum Motorsport Connor O'BRIEN (IRL) / Jack BUTEL (GBR)	Aston Martin V8 Vantage GT4	1:45.263	5	6	2.879	0.165	92.06
21	23	GT4S	15	RACE Performance Sam SMELT (GBR) / Aron TAYLOR-SMITH (IRL)	Ford Mustang GT4	1:45.349	2	4	2.965	0.086	91.99

No. 4, 42, 58, 61 - 1 Lap time disallowed; exceeding track limits.

Weather / Track : Sunny / Dry

These results are provisional until the conclusion of any judicial and technical matters.

Oulton Park International  
Circuit Length = 2.6920 miles  
Start: 15:58 Flag 16:08 End: 16:11

Race Director : Peter Daly	Stewards :	Timekeeper :
----------------------------	------------	--------------

Results can be found at [www.tsl-timing.com](http://www.tsl-timing.com)

Printed - 16:11 Saturday, 20 April 2019

## British GT Championship

### GT4 PRO QUALIFYING - RACE 14 - CLASSIFICATION BY CATEGORY

#### CLASS : GT4

POS	NO	CL	NAME	ENTRY	TIME	ON	LAPS	GAP	DIFF	MPH
1	15	GT4S	Multimatic Motorsports	Ford Mustang GT4	1:42.384	2	5			94.65
2	66	GT4PA	Team Parker Racing	Mercedes-AMG GT4	1:43.530	2	5	1.146	1.146	93.60
3	77	GT4PA	Fox Motorsport	Mercedes-AMG GT4	1:43.728	2	5	1.344	0.198	93.42
4	11	GT4PA	Beechdean AMR	Aston Martin V8 Vantage GT4	1:43.773	2	5	1.389	0.045	93.38
5	97	GT4S	TF Sport	Aston Martin V8 Vantage GT4	1:43.811	4	5	1.427	0.038	93.35
6	44	GT4PA	Invictus Games Racing	Jaguar F-TYPE SVR GT4	1:43.905	3	5	1.521	0.094	93.27
7	58	GT4S	HHC Motorsport	McLaren 570S GT4	1:43.908	2	6	1.524	0.003	93.26
8	5	GT4S	Tolman Motorsport	McLaren 570S GT4	1:43.967	2	4	1.583	0.059	93.21
9	43	GT4S	Century Motorsport	BMW M4 GT4	1:44.019	2	5	1.635	0.052	93.16
10	4	GT4S	Tolman Motorsport	McLaren 570S GT4	1:44.065	2	5	1.681	0.046	93.12
11	19	GT4S	Multimatic Motorsports	Ford Mustang GT4	1:44.143	2	6	1.759	0.078	93.05
12	95	GT4S	TF Sport	Aston Martin V8 Vantage GT4	1:44.273	3	4	1.889	0.130	92.94
13	20	GT4PA	Balfe Motorsport	McLaren 570S GT4	1:44.314	3	5	1.930	0.041	92.90
14	42	GT4S	Century Motorsport	BMW M4 GT4	1:44.344	2	5	1.960	0.030	92.87
15	62	GT4S	Academy Motorsport	Aston Martin V8 Vantage GT4	1:44.482	2	6	2.098	0.138	92.75
16	61	GT4S	Academy Motorsport	Aston Martin V8 Vantage GT4	1:44.642	4	6	2.258	0.160	92.61
17	57	GT4S	HHC Motorsport	McLaren 570S GT4	1:44.793	2	6	2.409	0.151	92.48
18	75	GT4S	Optimum Motorsport	Aston Martin V8 Vantage GT4	1:44.866	2	5	2.482	0.073	92.41
19	32	GT4PA	Track Focused	KTM X-Bow GT4	1:45.098	4	6	2.714	0.232	92.21
20	35	GT4S	Optimum Motorsport	Aston Martin V8 Vantage GT4	1:45.263	5	6	2.879	0.165	92.06
21	23	GT4S	RACE Performance	Ford Mustang GT4	1:45.349	2	4	2.965	0.086	91.99

No. 4, 42, 58, 61 - 1 Lap time disallowed; exceeding track limits.

Weather / Track : Sunny / Dry

These results are provisional until the conclusion of any judicial and technical matters.

Oulton Park International

Circuit Length = 2.6920 miles

Start: 15:58 Flag 16:08 End: 16:11

Race Director : Peter Daly

Stewards :

Timekeeper :

Results can be found at [www.tsl-timing.com](http://www.tsl-timing.com)

Printed - 16:12 Saturday, 20 April 2019



## British GT Championship

### GT4 PRO QUALIFYING - RACE 14 - CLASSIFICATION BY CLASS

#### CLASS : GT4 - GT4S

POS	NO	NAME	ENTRY	TIME	ON	LAPS	GAP	DIFF	MPH
1	15	Multimatic Motorsports	Ford Mustang GT4	1:42.384	2	5			94.65
2	97	TF Sport	Aston Martin V8 Vantage GT4	1:43.811	4	5	1.427	1.427	93.35
3	58	HHC Motorsport	McLaren 570S GT4	1:43.908	2	6	1.524	0.097	93.26
4	5	Tolman Motorsport	McLaren 570S GT4	1:43.967	2	4	1.583	0.059	93.21
5	43	Century Motorsport	BMW M4 GT4	1:44.019	2	5	1.635	0.052	93.16
6	4	Tolman Motorsport	McLaren 570S GT4	1:44.065	2	5	1.681	0.046	93.12
7	19	Multimatic Motorsports	Ford Mustang GT4	1:44.143	2	6	1.759	0.078	93.05
8	95	TF Sport	Aston Martin V8 Vantage GT4	1:44.273	3	4	1.889	0.130	92.94
9	42	Century Motorsport	BMW M4 GT4	1:44.344	2	5	1.960	0.071	92.87
10	62	Academy Motorsport	Aston Martin V8 Vantage GT4	1:44.482	2	6	2.098	0.138	92.75
11	61	Academy Motorsport	Aston Martin V8 Vantage GT4	1:44.642	4	6	2.258	0.160	92.61
12	57	HHC Motorsport	McLaren 570S GT4	1:44.793	2	6	2.409	0.151	92.48
13	75	Optimum Motorsport	Aston Martin V8 Vantage GT4	1:44.866	2	5	2.482	0.073	92.41
14	35	Optimum Motorsport	Aston Martin V8 Vantage GT4	1:45.263	5	6	2.879	0.397	92.06
15	23	RACE Performance	Ford Mustang GT4	1:45.349	2	4	2.965	0.086	91.99

#### CLASS : GT4 - GT4PA

POS	NO	NAME	ENTRY	TIME	ON	LAPS	GAP	DIFF	MPH
1	66	Team Parker Racing	Mercedes-AMG GT4	1:43.530	2	5			93.60
2	77	Fox Motorsport	Mercedes-AMG GT4	1:43.728	2	5	0.198	0.198	93.42
3	11	Beechdean AMR	Aston Martin V8 Vantage GT4	1:43.773	2	5	0.243	0.045	93.38
4	44	Invictus Games Racing	Jaguar F-TYPE SVR GT4	1:43.905	3	5	0.375	0.132	93.27
5	20	Balfe Motorsport	McLaren 570S GT4	1:44.314	3	5	0.784	0.409	92.90
6	32	Track Focused	KTM X-Bow GT4	1:45.098	4	6	1.568	0.784	92.21

No. 4, 42, 58, 61 - 1 Lap time disallowed; exceeding track limits.

Oulton Park International  
Circuit Length = 2.6920 miles  
Start: 15:58 Flag 16:08 End: 16:11

Weather / Track : Sunny / Dry

These results are provisional until the conclusion of any judicial and technical matters.

Race Director : Peter Daly	Stewards :	Timekeeper :
----------------------------	------------	--------------

Results can be found at [www.tsl-timing.com](http://www.tsl-timing.com)

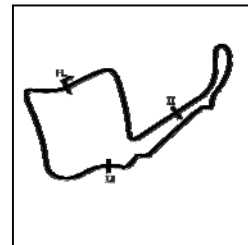
Printed - 16:13 Saturday, 20 April 2019





# British GT Championship

## GT4 PRO QUALIFYING - RACE 14 - SECTOR ANALYSIS



SECTOR 1 = FL to I1, SECTOR 2 = I1 to I2, SECTOR 3 = I2 to FL, DIFF = Difference To Personal Best Lap, P = Crossed Finish Line in Pit Lane, D = Time Disallowed

P1 15 GT4S		Multimatic Motorsports		Ford Mustang GT4			
IDEAL LAP TIME : 1:42.338		BEST LAP TIME : 1:42.384		DIFFERENCE : 0.046			
D1: Scott MAXWELL		D2: Seb PRIAULX					
LAP	SECTOR 1	SECTOR 2	SECTOR 3	LAP TIME	MPH	DIFF	TIME OF DAY
1 - D2		118.5	52.441	107.8	28.546	113.3	
2 - D2	25.296	<b>123.3</b>	<b>48.857</b>	<b>108.4</b>	<b>28.231</b>	<b>113.5</b>	<b>1:42.384 (1) 94.65</b>
3 - D2	25.290	122.4	48.936	108.2	28.309	<b>113.5</b>	1:42.535 (2) 94.51 0.151 16:03:20.910
4 - D2	<b>25.250</b>	122.6	49.226	108.2	28.326	113.3	1:42.802 (3) 94.27 0.418 16:05:03.712
5 - D2	26.479	105.5	59.311	99.1	IN PIT		2:03.082 P 78.73 20.698 16:07:06.794

P2 66 GT4PA		Team Parker Racing		Mercedes-AMG GT4			
IDEAL LAP TIME : 1:43.345		BEST LAP TIME : 1:43.530		DIFFERENCE : 0.185			
D1: Nick JONES		D2: Scott MALVERN					
LAP	SECTOR 1	SECTOR 2	SECTOR 3	LAP TIME	MPH	DIFF	TIME OF DAY
1 - D2	OUTLAP	115.9	55.629	92.8	32.520	110.9	
2 - D2	25.540	<b>121.5</b>	<b>49.409</b>	104.6	28.581	111.1	<b>1:43.530 (1) 93.60</b>
3 - D2	<b>25.374</b>	<b>121.5</b>	49.597	<b>104.8</b>	<b>28.562</b>	111.6	1:43.533 (2) 93.60 0.003 16:03:49.459
4 - D2	27.673	114.1	52.785	100.7	30.204	<b>111.8</b>	1:50.662 (3) 87.57 7.132 16:05:40.121
5 - D2	25.421	121.3	49.675	104.5	IN PIT		1:48.647 P 89.19 5.117 16:07:28.768

P3 77 GT4PA		Fox Motorsport		Mercedes-AMG GT4			
IDEAL LAP TIME : 1:43.728		BEST LAP TIME : 1:43.728		DIFFERENCE : 0.000			
D1: Mark MURFITT		D2: Michael BROADHURST					
LAP	SECTOR 1	SECTOR 2	SECTOR 3	LAP TIME	MPH	DIFF	TIME OF DAY
1 - D2	OUTLAP	121.1	54.185	103.2	33.479	111.1	
2 - D2	<b>25.571</b>	<b>122.0</b>	<b>49.642</b>	<b>105.5</b>	<b>28.515</b>	110.9	<b>1:43.728 (1) 93.42</b>
3 - D2	25.848	109.8	52.676	104.5	30.123	<b>111.2</b>	1:48.647 (3) 89.19 4.919 16:04:13.124
4 - D2	25.769	121.5	49.882	104.8	28.607	110.9	1:44.258 (2) 92.95 0.530 16:05:57.382
5 - D2	26.046	121.3	55.626	103.2	IN PIT		1:58.252 P 81.95 14.524 16:07:55.634

P4 11 GT4PA		Beechdean AMR		Aston Martin V8 Vantage GT4			
IDEAL LAP TIME : 1:43.771		BEST LAP TIME : 1:43.773		DIFFERENCE : 0.002			
D1: Kelvin FLETCHER		D2: Martin PLOWMAN					
LAP	SECTOR 1	SECTOR 2	SECTOR 3	LAP TIME	MPH	DIFF	TIME OF DAY
1 - D2	OUTLAP	103.0	1:00.194	97.8	31.028	111.2	
2 - D2	25.656	120.4	<b>49.470</b>	106.3	<b>28.647</b>	111.2	<b>1:43.773 (1) 93.38</b>
3 - D2	25.754	<b>120.6</b>	49.693	106.1	29.490	<b>112.0</b>	1:44.937 (2) 92.35 1.164 16:04:01.568
4 - D2	<b>25.654</b>	120.0	49.908	106.1	31.863	111.1	1:47.425 (3) 90.21 3.652 16:05:48.993
5 - D2	25.729	120.0	49.730	<b>106.6</b>	IN PIT		1:51.000 P 87.30 7.227 16:07:39.993

P5 97 GT4S		TF Sport		Aston Martin V8 Vantage GT4			
IDEAL LAP TIME : 1:43.681		BEST LAP TIME : 1:43.811		DIFFERENCE : 0.130			
D1: Ashley HAND		D2: Tom CANNING					
LAP	SECTOR 1	SECTOR 2	SECTOR 3	LAP TIME	MPH	DIFF	TIME OF DAY
1 - D2	OUTLAP	117.5	51.227	105.0	31.313	111.6	
2 - D2	<b>25.466</b>	<b>121.3</b>	49.661	<b>106.3</b>	<b>28.721</b>	111.6	1:43.848 (2) 93.32 0.037 16:02:51.481
3 - D2	25.504	120.2	49.778	106.0	28.823	111.8	1:44.105 (3) 93.09 0.294 16:04:35.586
4 - D2	25.496	120.4	<b>49.494</b>	105.8	28.821	<b>112.0</b>	<b>1:43.811 (1) 93.35</b>
5 - D2	28.747	79.2	1:03.946	84.3	IN PIT		2:15.078 P 71.74 31.267 16:08:34.475

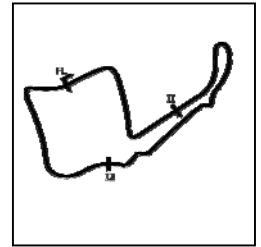
P6 44 GT4PA		Invictus Games Racing		Jaguar F-TYPE SVR GT4			
IDEAL LAP TIME : 1:43.719		BEST LAP TIME : 1:43.905		DIFFERENCE : 0.186			
D1: Steve MCCULLLEY		D2: Matthew GEORGE					
LAP	SECTOR 1	SECTOR 2	SECTOR 3	LAP TIME	MPH	DIFF	TIME OF DAY
1 - D2	OUTLAP	118.7	54.013	96.8	31.849	112.7	
2 - D2	26.251	120.2	50.507	<b>107.7</b>	<b>28.674</b>	112.9	1:45.432 (2) 91.91 1.527 16:02:23.925
3 - D2	25.638	122.0	<b>49.533</b>	106.3	28.734	112.5	<b>1:43.905 (1) 93.27</b>
4 - D2	25.540	122.2	49.672	102.4	31.856	<b>113.9</b>	1:47.068 (3) 90.51 3.163 16:05:54.898
5 - D2	<b>25.512</b>	<b>122.4</b>	49.957	106.1	IN PIT		1:52.166 P 86.40 8.261 16:07:47.064

Weather / Track : Sunny / Dry

Oulton Park International  
Circuit Length = 2.6920 miles  
Start: 15:58 Flag 16:08 End: 16:11

# British GT Championship

## GT4 PRO QUALIFYING - RACE 14 - SECTOR ANALYSIS



SECTOR 1 = FL to I1, SECTOR 2 = I1 to I2, SECTOR 3 = I2 to FL, DIFF = Difference To Personal Best Lap, P = Crossed Finish Line in Pit Lane, D = Time Disallowed

P7 58 GT4S HHC Motorsport		McLaren 570S GT4								
IDEAL LAP TIME : 1:43.908		BEST LAP TIME : 1:43.908		DIFFERENCE : 0.000						
D1: Tom JACKSON		D2: Luke WILLIAMS								
LAP	SECTOR 1	SECTOR 2		SECTOR 3		LAP TIME	MPH	DIFF	TIME OF DAY	
1 - D2	OUTLAP	84.7	57.171	86.3	33.077	114.1			16:00:49.823	
2 - D2	<b>25.579</b>	<b>122.4</b>	<b>49.755</b>	107.2	<b>28.574</b>	113.3	<b>1:43.908 (1)</b>	<b>93.26</b>	<b>16:02:33.731</b>	
3 - D2	25.609	<b>122.4</b>	49.833	<b>107.5</b>	29.977	<b>114.5</b>	1:45.419 D	91.93	1.511	16:04:19.150
4 - D2	26.843	121.1	53.871	103.0	29.131	113.3	1:49.845 (3)	88.22	5.937	16:06:08.995
5 - D2	25.813	122.2	49.948	107.2	29.088	111.6	1:44.849 (2)	92.43	0.941	16:07:53.844
6 - D2	25.969	120.0	55.486	92.6	IN PIT		2:00.173 P	80.64	16.265	16:09:54.017

P8 5 GT4S Tolman Motorsport		McLaren 570S GT4								
IDEAL LAP TIME : 1:43.964		BEST LAP TIME : 1:43.967		DIFFERENCE : 0.003						
D1: Jordan COLLARD		D2: Lewis PROCTOR								
LAP	SECTOR 1	SECTOR 2		SECTOR 3		LAP TIME	MPH	DIFF	TIME OF DAY	
1 - D2	OUTLAP	112.9	55.323	93.4	34.439	<b>112.5</b>			16:00:59.202	
2 - D2	25.744	121.1	<b>49.498</b>	106.6	<b>28.725</b>	112.0	<b>1:43.967 (1)</b>	<b>93.21</b>	<b>16:02:43.169</b>	
3 - D2	<b>25.741</b>	<b>122.0</b>	49.581	<b>107.5</b>	28.926	112.4	1:44.248 (2)	92.96	0.281	16:04:27.417
4 - D2	25.835	121.7	49.897	107.2	IN PIT		1:51.724 P	86.74	7.757	16:06:19.141

P9 43 GT4S Century Motorsport		BMW M4 GT4								
IDEAL LAP TIME : 1:43.819		BEST LAP TIME : 1:44.019		DIFFERENCE : 0.200						
D1: Andrew GORDON-COLEB		D2: Angus FENDER								
LAP	SECTOR 1	SECTOR 2		SECTOR 3		LAP TIME	MPH	DIFF	TIME OF DAY	
1 - D2	OUTLAP	119.6	50.288	106.5	30.575	112.9			16:01:40.016	
2 - D2	25.621	<b>122.2</b>	49.787	107.7	28.611	113.1	<b>1:44.019 (1)</b>	<b>93.16</b>	<b>16:03:24.035</b>	
3 - D2	25.554	<b>122.2</b>	49.869	107.5	<b>28.600</b>	<b>113.3</b>	1:44.023 (2)	93.16	0.004	16:05:08.058
4 - D2	<b>25.514</b>	121.7	49.866	107.2	28.733	112.7	1:44.113	93.08	0.094	16:06:52.171
5 - D2	25.654	121.3	<b>49.705</b>	<b>107.8</b>	28.694	112.7	1:44.053 (3)	93.13	0.034	16:08:36.224

P10 4 GT4S Tolman Motorsport		McLaren 570S GT4								
IDEAL LAP TIME : 1:44.025		BEST LAP TIME : 1:44.065		DIFFERENCE : 0.040						
D1: James DORLIN		D2: Josh SMITH								
LAP	SECTOR 1	SECTOR 2		SECTOR 3		LAP TIME	MPH	DIFF	TIME OF DAY	
1 - D2	OUTLAP	114.7	51.975	106.3	31.313	<b>112.5</b>			16:01:05.045	
2 - D2	<b>25.556</b>	<b>120.6</b>	49.736	<b>106.6</b>	<b>28.773</b>	111.8	<b>1:44.065 (1)</b>	<b>93.12</b>	<b>16:02:49.110</b>	
3 - D2	25.807	120.2	50.057	105.8	28.968	<b>112.5</b>	1:44.832 D	92.44	0.767	16:04:33.942
4 - D2	25.824	120.4	<b>49.696</b>	<b>106.6</b>	29.092	112.0	1:44.612 (2)	92.64	0.547	16:06:18.554
5 - D2	28.173	84.5	59.095	85.3	IN PIT		2:11.999 P	73.41	27.934	16:08:30.553

P11 19 GT4S Multimatic Motorsports		Ford Mustang GT4								
IDEAL LAP TIME : 1:44.105		BEST LAP TIME : 1:44.143		DIFFERENCE : 0.038						
D1: Jade BUFORD		D2: Chad MCCUMBEE								
LAP	SECTOR 1	SECTOR 2		SECTOR 3		LAP TIME	MPH	DIFF	TIME OF DAY	
1 - D2	OUTLAP	100.1	57.377	100.6	29.842	112.4			16:00:05.319	
2 - D2	<b>25.635</b>	<b>121.1</b>	<b>49.537</b>	<b>106.8</b>	28.971	112.2	<b>1:44.143 (1)</b>	<b>93.05</b>	<b>16:01:49.462</b>	
3 - D2	25.684	<b>121.1</b>	50.458	99.2	31.823	<b>112.5</b>	1:47.965	89.76	3.822	16:03:37.427
4 - D2	25.876	120.6	50.063	97.1	31.221	111.6	1:47.160 (3)	90.43	3.017	16:05:24.587
5 - D2	25.701	120.4	49.846	106.1	<b>28.933</b>	111.8	1:44.480 (2)	92.75	0.337	16:07:09.067
6 - D2	25.688	120.4	49.641	106.5	IN PIT		1:57.657 P	82.36	13.514	16:09:06.724

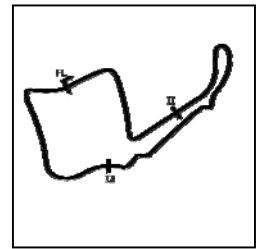
P12 95 GT4S TF Sport		Aston Martin V8 Vantage GT4								
IDEAL LAP TIME : 1:44.130		BEST LAP TIME : 1:44.273		DIFFERENCE : 0.143						
D1: Patrick KIBBLE		D2: Josh PRICE								
LAP	SECTOR 1	SECTOR 2		SECTOR 3		LAP TIME	MPH	DIFF	TIME OF DAY	
1 - D2	OUTLAP	100.3	56.829	93.5	33.146	<b>111.1</b>			16:00:54.005	
2 - D2	25.659	120.0	49.796	<b>105.5</b>	28.859	110.9	1:44.314 (2)	92.90	0.041	16:02:38.319
3 - D2	25.790	118.7	<b>49.754</b>	105.3	<b>28.729</b>	<b>111.1</b>	<b>1:44.273 (1)</b>	<b>92.94</b>		<b>16:04:22.592</b>

Weather / Track : Sunny / Dry

Oulton Park International  
Circuit Length = 2.6920 miles  
Start: 15:58 Flag 16:08 End: 16:11

# British GT Championship

## GT4 PRO QUALIFYING - RACE 14 - SECTOR ANALYSIS



SECTOR 1 = FL to I1, SECTOR 2 = I1 to I2, SECTOR 3 = I2 to FL, DIFF = Difference To Personal Best Lap, P = Crossed Finish Line in Pit Lane, D = Time Disallowed  
 4 - D2 **25.647** **120.2** 49.983 105.3 IN PIT 1:50.733 P 87.51 6.460 16:06:13.325

P13 20 GT4PA Balfé Motorsport		McLaren 570S GT4					
IDEAL LAP TIME : 1:44.193		BEST LAP TIME : 1:44.314		DIFFERENCE : 0.121			
D1: Graham JOHNSON		D2: Michael O'BRIEN					
LAP	SECTOR 1	SECTOR 2	SECTOR 3	LAP TIME	MPH	DIFF	TIME OF DAY
1 - D2	OUTLAP	112.4	55.728	105.8	31.898	<b>112.4</b>	16:01:01.881
2 - D2	25.821	<b>121.1</b>	49.926	106.6	<b>28.724</b>	112.2	1:44.471 (3) 92.76 0.157 16:02:46.352
3 - D2	25.725	<b>121.1</b>	49.814	106.8	28.775	111.8	<b>1:44.314 (1)</b> <b>92.90</b> <b>16:04:30.666</b>
4 - D2	<b>25.716</b>	120.6	<b>49.753</b>	<b>107.5</b>	28.920	112.2	1:44.389 (2) 92.83 0.075 16:06:15.055
5 - D2	33.036	86.1	1:03.260	87.1	IN PIT		2:17.563 P 70.44 33.249 16:08:32.618

P14 42 GT4S Century Motorsport		BMW M4 GT4					
IDEAL LAP TIME : 1:44.025		BEST LAP TIME : 1:44.344		DIFFERENCE : 0.319			
D1: Mark KIMBER		D2: Jacob MATHIASSEN					
LAP	SECTOR 1	SECTOR 2	SECTOR 3	LAP TIME	MPH	DIFF	TIME OF DAY
1 - D2	OUTLAP	97.1	58.859	83.9	33.368	<b>113.5</b>	16:00:25.817
2 - D2	25.620	121.1	<b>49.824</b>	107.5	28.900	112.0	<b>1:44.344 (1)</b> <b>92.87</b> <b>16:02:10.161</b>
3 - D2	<b>25.516</b>	<b>121.3</b>	49.872	<b>108.2</b>	<b>28.685</b>	112.2	1:44.073 D 93.12 16:03:54.234
4 - D2	25.673	120.9	53.253	90.5	31.474	112.9	1:50.400 (2) 87.78 6.056 16:05:44.634
5 - D2	25.762	121.1	49.907	107.7	IN PIT		1:52.462 P 86.17 8.118 16:07:37.096

P15 62 GT4S Academy Motorsport		Aston Martin V8 Vantage GT4					
IDEAL LAP TIME : 1:44.435		BEST LAP TIME : 1:44.482		DIFFERENCE : 0.047			
D1: Alex TOTH-JONES		D2: Will MOORE					
LAP	SECTOR 1	SECTOR 2	SECTOR 3	LAP TIME	MPH	DIFF	TIME OF DAY
1 - D2	OUTLAP	114.9	54.525	101.5	32.670	111.4	16:00:10.180
2 - D2	25.688	119.6	<b>49.899</b>	<b>105.5</b>	<b>28.895</b>	110.9	<b>1:44.482 (1)</b> <b>92.75</b> <b>16:01:54.662</b>
3 - D2	28.336	81.2	53.752	89.2	31.899	<b>111.8</b>	1:53.987 85.02 9.505 16:03:48.649
4 - D2	<b>25.641</b>	<b>120.9</b>	50.152	104.3	28.993	111.1	1:44.786 (2) 92.48 0.304 16:05:33.435
5 - D2	26.932	109.4	53.404	103.8	29.343	110.5	1:49.679 (3) 88.36 5.197 16:07:23.114
6 - D2	25.868	118.3	53.628	104.0	IN PIT		1:57.467 P 82.50 12.985 16:09:20.581

P16 61 GT4S Academy Motorsport		Aston Martin V8 Vantage GT4					
IDEAL LAP TIME : 1:44.280		BEST LAP TIME : 1:44.642		DIFFERENCE : 0.362			
D1: Ben HURST		D2: Micah STANLEY					
LAP	SECTOR 1	SECTOR 2	SECTOR 3	LAP TIME	MPH	DIFF	TIME OF DAY
1 - D2	OUTLAP	110.7	56.682	103.8	30.460	<b>112.2</b>	16:00:12.328
2 - D2	25.728	120.4	50.271	<b>106.1</b>	<b>28.680</b>	<b>112.2</b>	1:44.679 (2) 92.58 0.037 16:01:57.007
3 - D2	25.745	<b>120.6</b>	50.223	105.8	28.932	111.2	1:44.900 (3) 92.38 0.258 16:03:41.907
4 - D2	<b>25.713</b>	120.2	<b>49.887</b>	105.5	29.042	111.4	<b>1:44.642 (1)</b> <b>92.61</b> <b>16:05:26.549</b>
5 - D2	25.802	120.4	50.303	104.5	28.955	110.9	1:45.060 D 92.24 0.418 16:07:11.609
6 - D2	25.844	120.0	50.021	105.0	29.076	111.1	1:44.941 92.35 0.299 16:08:56.550

P17 57 GT4S HHC Motorsport		McLaren 570S GT4					
IDEAL LAP TIME : 1:44.696		BEST LAP TIME : 1:44.793		DIFFERENCE : 0.097			
D1: Dean MACDONALD		D2: Callum POINTON					
LAP	SECTOR 1	SECTOR 2	SECTOR 3	LAP TIME	MPH	DIFF	TIME OF DAY
1 - D2	OUTLAP	120.6	55.087	92.0	34.042	113.9	16:00:44.572
2 - D2	25.785	122.2	50.390	108.2	<b>28.618</b>	<b>114.7</b>	<b>1:44.793 (1)</b> <b>92.48</b> <b>16:02:29.365</b>
3 - D2	25.911	<b>123.1</b>	50.399	<b>108.4</b>	28.869	114.5	1:45.179 (3) 92.14 0.386 16:04:14.544
4 - D2	<b>25.713</b>	122.6	<b>50.365</b>	107.8	28.977	113.9	1:45.055 (2) 92.24 0.262 16:05:59.599
5 - D2	25.977	122.9	50.538	108.0	29.160	112.4	1:45.675 91.70 0.882 16:07:45.274
6 - D2	26.028	121.3	54.193	76.2	IN PIT		2:05.947 P 76.94 21.154 16:09:51.221

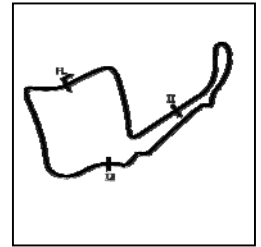
P18 75 GT4S Optimum Motorsport		Aston Martin V8 Vantage GT4					
IDEAL LAP TIME : 1:44.742		BEST LAP TIME : 1:44.866		DIFFERENCE : 0.124			
D1: Patrik MATTHIESEN		D2: Mike ROBINSON					
LAP	SECTOR 1	SECTOR 2	SECTOR 3	LAP TIME	MPH	DIFF	TIME OF DAY

Weather / Track : Sunny / Dry

Oulton Park International  
 Circuit Length = 2.6920 miles  
 Start: 15:58 Flag 16:08 End: 16:11

# British GT Championship

## GT4 PRO QUALIFYING - RACE 14 - SECTOR ANALYSIS



SECTOR 1 = FL to I1, SECTOR 2 = I1 to I2, SECTOR 3 = I2 to FL, DIFF = Difference To Personal Best Lap, P = Crossed Finish Line in Pit Lane, D = Time Disallowed

1 - D2	OUTLAP	113.1	54.740	104.2	29.545	109.8				16:01:14.382
<b>2 - D2</b>		25.915	118.7	50.117	104.8	<b>28.834</b>	<b>110.3</b>	<b>1:44.866 (1)</b>	<b>92.41</b>	<b>16:02:59.248</b>
3 - D2		<b>25.853</b>	<b>118.9</b>	50.192	<b>105.3</b>	28.958	<b>110.3</b>	1:45.003 (2)	92.29	0.137 16:04:44.251
4 - D2		25.975	117.9	<b>50.055</b>	105.1	28.992	110.1	1:45.022 (3)	92.27	0.156 16:06:29.273
5 - D2		26.029	118.3	58.538	84.4	IN PIT		2:08.111 P	75.64	23.245 16:08:37.384

### P19 32 GT4PA Track Focused

KTM X-Bow GT4

IDEAL LAP TIME : 1:45.098

BEST LAP TIME : 1:45.098

DIFFERENCE : 0.000

D1: Mike MCCOLLUM D2: Sean COOPER

LAP	SECTOR 1	SECTOR 2	SECTOR 3	LAP TIME	MPH	DIFF	TIME OF DAY
1 - D2	OUTLAP	113.3	54.045	102.6	29.381	107.7	15:59:59.651
2 - D2	25.955	<b>117.5</b>	50.322	<b>103.0</b>	29.147	<b>108.2</b>	1:45.424 (2) 91.92 0.326 16:01:45.075
3 - D2	26.163	115.5	50.273	102.9	29.234	<b>108.2</b>	1:45.670 91.71 0.572 16:03:30.745
<b>4 - D2</b>	<b>25.946</b>	116.3	<b>50.152</b>	102.6	<b>29.000</b>	107.7	<b>1:45.098 (1)</b> <b>92.21</b> <b>16:05:15.843</b>
5 - D2	26.102	116.5	50.172	102.9	29.207	106.8	1:45.481 (3) 91.87 0.383 16:07:01.324
6 - D2	26.280	111.6	50.762	102.4	IN PIT		1:51.939 P 86.57 6.841 16:08:53.263

### P20 35 GT4S Optimum Motorsport

Aston Martin V8 Vantage GT4

IDEAL LAP TIME : 1:45.209

BEST LAP TIME : 1:45.263

DIFFERENCE : 0.054

D1: Connor O'BRIEN D2: Jack BUTEL

LAP	SECTOR 1	SECTOR 2	SECTOR 3	LAP TIME	MPH	DIFF	TIME OF DAY
1 - D2	OUTLAP	112.2	58.217	93.7	33.357	110.7	16:00:14.794
2 - D2	26.081	<b>119.4</b>	50.777	104.6	29.078	110.9	1:45.936 91.48 0.673 16:02:00.730
3 - D2	26.156	119.1	50.464	105.0	29.175	110.7	1:45.795 (3) 91.60 0.532 16:03:46.525
4 - D2	<b>25.934</b>	119.1	50.485	105.1	29.027	<b>111.1</b>	1:45.446 (2) 91.90 0.183 16:05:31.971
<b>5 - D2</b>	25.988	<b>119.4</b>	<b>50.331</b>	<b>105.5</b>	<b>28.944</b>	110.3	<b>1:45.263 (1)</b> <b>92.06</b> <b>16:07:17.234</b>
6 - D2	26.150	118.3	50.365	104.5	IN PIT		1:51.008 P 87.30 5.745 16:09:08.242

### P21 23 GT4S RACE Performance

Ford Mustang GT4

IDEAL LAP TIME : 1:45.226

BEST LAP TIME : 1:45.349

DIFFERENCE : 0.123

D1: Sam SMELT D2: Áron TAYLOR-SMITH

LAP	SECTOR 1	SECTOR 2	SECTOR 3	LAP TIME	MPH	DIFF	TIME OF DAY
1 - D2	OUTLAP	118.3	52.719	106.3	<b>28.885</b>	112.0	15:59:57.374
<b>2 - D2</b>	25.945	<b>121.7</b>	<b>50.430</b>	106.8	28.974	112.5	<b>1:45.349 (1)</b> <b>91.99</b> <b>16:01:42.723</b>
3 - D2	25.948	120.6	50.445	<b>107.2</b>	29.009	<b>112.7</b>	1:45.402 (2) 91.94 0.053 16:03:28.125
4 - D2	<b>25.911</b>	<b>121.7</b>	55.668	87.0	IN PIT		2:01.630 P 79.67 16.281 16:05:29.755

# British GT Championship

## GT4 PRO QUALIFYING - RACE 14 - BEST SECTORS

SECTOR 1			SECTOR 2			SECTOR 3			IDEAL / BEST COMPARISON						
POS	NO	NAME	TIME	NO	NAME	TIME	NO	NAME	TIME	POS	NO	NAME	IDEAL	BEST	DIFF
													<b>PERFECT LAP</b>	<b>1:42.338</b>	
1	15	Multimatic Motorspo	25.250	15	Multimatic Motorspo	48.857	15	Multimatic Motorspo	28.231	1	15	Multimatic Motorsport	1:42.338	1:42.384	0.046
2	66	Team Parker Racing	25.374	66	Team Parker Racing	49.409	77	Fox Motorsport	28.515	2	66	Team Parker Racing	1:43.345	1:43.530	0.185
3	97	TF Sport	25.466	11	Beechdean AMR	49.470	66	Team Parker Racing	28.562	3	97	TF Sport	1:43.681	1:43.811	0.130
4	44	Invictus Games Rac	25.512	97	TF Sport	49.494	58	HHC Motorsport	28.574	4	44	Invictus Games Rac	1:43.719	1:43.905	0.186
5	43	Century Motorsport	25.514	5	Tolman Motorsport	49.498	43	Century Motorsport	28.600	5	77	Fox Motorsport	1:43.728	1:43.728	0.000
6	42	Century Motorsport	25.516	44	Invictus Games Rac	49.533	57	HHC Motorsport	28.618	6	11	Beechdean AMR	1:43.771	1:43.773	0.002
7	4	Tolman Motorsport	25.556	19	Multimatic Motorspo	49.537	11	Beechdean AMR	28.647	7	43	Century Motorsport	1:43.819	1:44.019	0.200
8	77	Fox Motorsport	25.571	77	Fox Motorsport	49.642	44	Invictus Games Rac	28.674	8	58	HHC Motorsport	1:43.908	1:43.908	0.000
9	58	HHC Motorsport	25.579	4	Tolman Motorsport	49.696	61	Academy Motorspor	28.680	9	5	Tolman Motorsport	1:43.964	1:43.967	0.003
10	19	Multimatic Motorspo	25.635	43	Century Motorsport	49.705	42	Century Motorsport	28.685	10	42	Century Motorsport	1:44.025	1:44.344	0.319
11	62	Academy Motorspor	25.641	20	Balfe Motorsport	49.753	97	TF Sport	28.721	11	4	Tolman Motorsport	1:44.025	1:44.065	0.040
12	95	TF Sport	25.647	95	TF Sport	49.754	20	Balfe Motorsport	28.724	12	19	Multimatic Motorsport	1:44.105	1:44.143	0.038
13	11	Beechdean AMR	25.654	58	HHC Motorsport	49.755	5	Tolman Motorsport	28.725	13	95	TF Sport	1:44.130	1:44.273	0.143
14	61	Academy Motorspor	25.713	42	Century Motorsport	49.824	95	TF Sport	28.729	14	20	Balfe Motorsport	1:44.193	1:44.314	0.121
15	57	HHC Motorsport	25.713	61	Academy Motorspor	49.887	4	Tolman Motorsport	28.773	15	61	Academy Motorsport	1:44.280	1:44.642	0.362
16	20	Balfe Motorsport	25.716	62	Academy Motorspor	49.899	75	Optimum Motorspor	28.834	16	62	Academy Motorsport	1:44.435	1:44.482	0.047
17	5	Tolman Motorsport	25.741	75	Optimum Motorspor	50.055	23	RACE Performance	28.885	17	57	HHC Motorsport	1:44.696	1:44.793	0.097
18	75	Optimum Motorspor	25.853	32	Track Focused	50.152	62	Academy Motorspor	28.895	18	75	Optimum Motorsport	1:44.742	1:44.866	0.124
19	23	RACE Performance	25.911	35	Optimum Motorspor	50.331	19	Multimatic Motorspo	28.933	19	32	Track Focused	1:45.098	1:45.098	0.000
20	35	Optimum Motorspor	25.934	57	HHC Motorsport	50.365	35	Optimum Motorspor	28.944	20	35	Optimum Motorsport	1:45.209	1:45.263	0.054
21	32	Track Focused	25.946	23	RACE Performance	50.430	32	Track Focused	29.000	21	23	RACE Performance	1:45.226	1:45.349	0.123

Weather / Track : Sunny / Dry

Results can be found at [www.tsl-timing.com](http://www.tsl-timing.com)

Oulton Park International  
 Circuit Length = 2.6920 miles  
 Start: 15:58 Flag 16:08 End: 16:11

Printed - 16:13 Saturday, 20 April 2019

# British GT Championship

## GT4 PRO QUALIFYING - RACE 14 - BEST SPEEDS

POS	INTERMEDIATE 1			INTERMEDIATE 2			FINISH LINE		
	NO	NAME	MPH	NO	NAME	MPH	NO	NAME	MPH
1	15	Multimatic Motorsports	123.3	15	Multimatic Motorsports	108.4	57	HHC Motorsport	114.7
2	57	HHC Motorsport	123.1	57	HHC Motorsport	108.4	58	HHC Motorsport	114.5
3	44	Invictus Games Racing	122.4	42	Century Motorsport	108.2	44	Invictus Games Racing	113.9
4	58	HHC Motorsport	122.4	43	Century Motorsport	107.8	15	Multimatic Motorsports	113.5
5	43	Century Motorsport	122.2	44	Invictus Games Racing	107.7	42	Century Motorsport	113.5
6	77	Fox Motorsport	122.0	58	HHC Motorsport	107.5	43	Century Motorsport	113.3
7	5	Tolman Motorsport	122.0	5	Tolman Motorsport	107.5	23	RACE Performance	112.7
8	23	RACE Performance	121.7	20	Balfe Motorsport	107.5	5	Tolman Motorsport	112.5
9	66	Team Parker Racing	121.5	23	RACE Performance	107.2	4	Tolman Motorsport	112.5
10	97	TF Sport	121.3	19	Multimatic Motorsports	106.8	19	Multimatic Motorsports	112.5
11	42	Century Motorsport	121.3	11	Beechdean AMR	106.6	20	Balfe Motorsport	112.4
12	19	Multimatic Motorsports	121.1	4	Tolman Motorsport	106.6	61	Academy Motorsport	112.2
13	20	Balfe Motorsport	121.1	97	TF Sport	106.3	11	Beechdean AMR	112.0
14	62	Academy Motorsport	120.9	61	Academy Motorsport	106.1	97	TF Sport	112.0
15	11	Beechdean AMR	120.6	77	Fox Motorsport	105.5	66	Team Parker Racing	111.8
16	4	Tolman Motorsport	120.6	95	TF Sport	105.5	62	Academy Motorsport	111.8
17	61	Academy Motorsport	120.6	62	Academy Motorsport	105.5	77	Fox Motorsport	111.2
18	95	TF Sport	120.2	35	Optimum Motorsport	105.5	95	TF Sport	111.1
19	35	Optimum Motorsport	119.4	75	Optimum Motorsport	105.3	35	Optimum Motorsport	111.1
20	75	Optimum Motorsport	118.9	66	Team Parker Racing	104.8	75	Optimum Motorsport	110.3
21	32	Track Focused	117.5	32	Track Focused	103.0	32	Track Focused	108.2

Weather / Track : Sunny / Dry

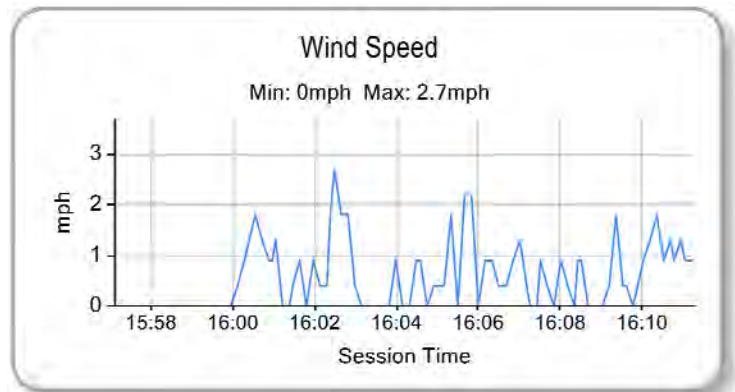
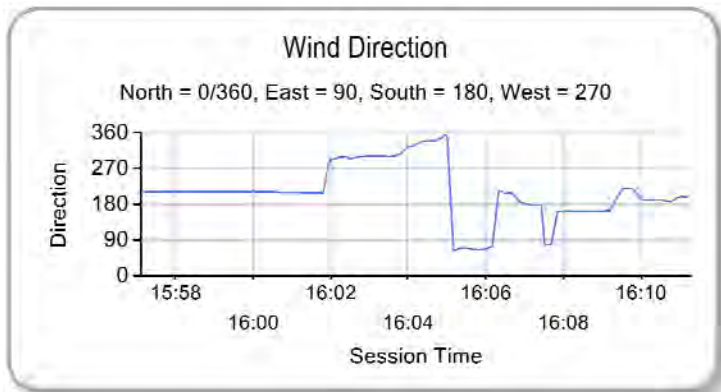
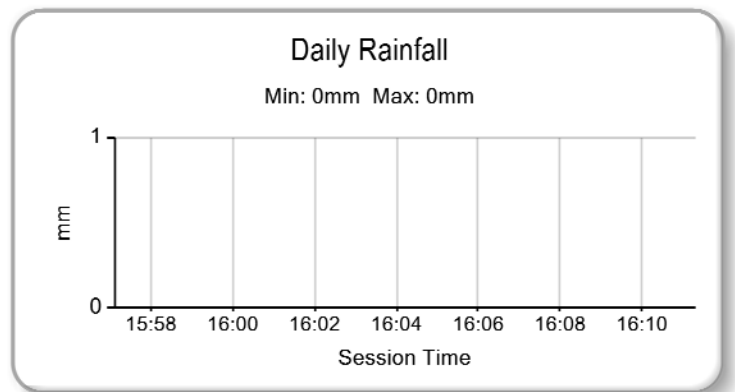
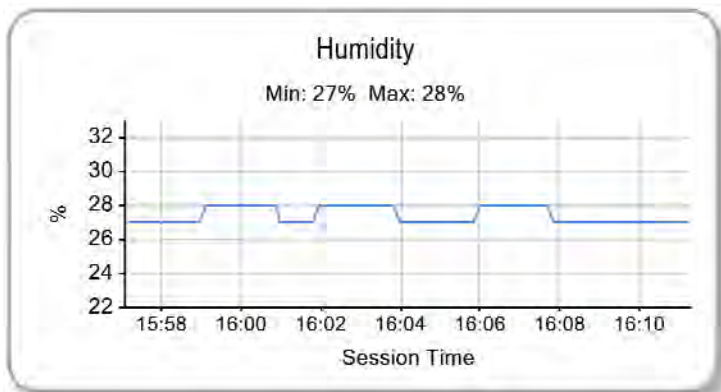
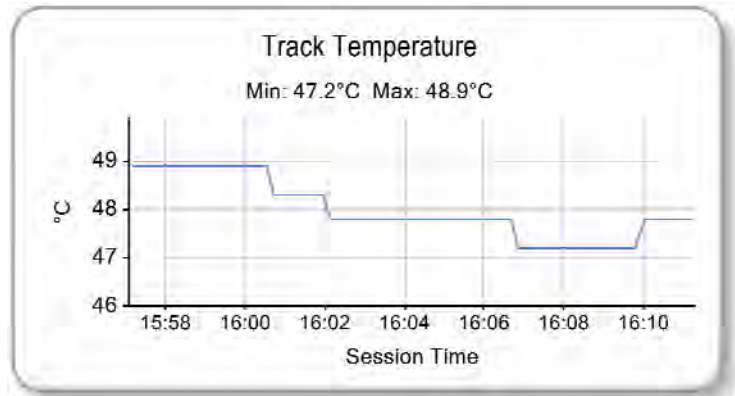
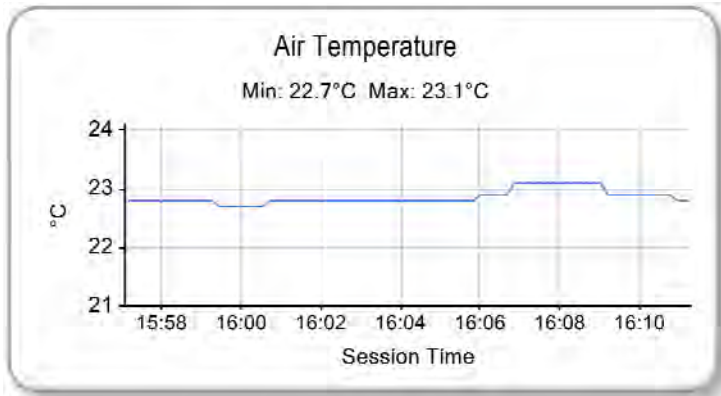
Results can be found at [www.tsl-timing.com](http://www.tsl-timing.com)

Oulton Park International  
Circuit Length = 2.6920 miles  
Start: 15:58 Flag 16:08 End: 16:11

Printed - 16:14 Saturday, 20 April 2019

# British GT Championship

## GT4 PRO QUALIFYING - RACE 14 - WEATHER CONDITIONS



# British GT Championship

## GT4 PRO QUALIFYING - RACE 14 - STATISTICS

**Competitors Started** 21  
**Planned Start** 2019-04-20 @ 15:58:00.000  
**Actual Start** 2019-04-20 @ 15:58:01.760  
**Finish Time** 2019-04-20 @ 16:08:05.469  
**Track Length** 2.6920mi.  
**Total Laps** 109  
**Total Distance Covered** 293.4311mi.

### Session Fastest Lap History

NO	CL	NAME	LAP TIME	TIME OF DAY	LAP	VEHICLE
15	GT4S	<b>Multimatic Motorsports</b> <i>S. PRIAULX</i>	<b>1:42.384</b>	16:01:38.401	2	Ford Mustang GT4

### Flag History

TYPE	TIME OF DAY
GREEN	15:58:01.760
FINISH	16:08:05.469

### Flag Statistics

TYPE	COUNT	TOTAL LAPS	TOTAL TIME
Green	1	6	13:20.114
Red	0	0	0.000
Safety Car	0	0	0.000
FCY	0	0	0.000

Weather / Track : Sunny / Dry

These results are provisional until the conclusion of any judicial and technical matters.

Oulton Park International  
Circuit Length = 2.6920 miles  
Start: 15:58 Flag 16:08 End: 16:11

Race Director : Peter Daly	Stewards :	Timekeeper :
----------------------------	------------	--------------



# British GT Championship

## GT4 PRO QUALIFYING - RACE 14 - STATISTICS

CLASS : GT4S

15 Starters

### Fastest Lap History

NO	NAME	LAP TIME	TIME OF DAY	LAP	VEHICLE
15	<b>Multimatic Motorsports</b> <i>S. PRIAULX</i>	<b>1:42.384</b>	16:01:38.401	2	Ford Mustang GT4

Weather / Track : Sunny / Dry

These results are provisional until the conclusion of any judicial and technical matters.

Oulton Park International  
Circuit Length = 2.6920 miles  
Start: 15:58 Flag 16:08 End: 16:11

Race Director : Peter Daly	Stewards :	Timekeeper :
----------------------------	------------	--------------

# British GT Championship

## GT4 PRO QUALIFYING - RACE 14 - STATISTICS

CLASS : GT4PA

6 Starters

### Fastest Lap History

NO	NAME	LAP TIME	TIME OF DAY	LAP	VEHICLE
32	<b>Track Focused</b> <i>S. COOPER</i>	<b>1:45.424</b>	16:01:45.093	2	KTM X-Bow GT4
66	<b>Team Parker Racing</b> <i>MALVERN</i>	<b>1:43.530</b>	16:02:05.953	2	Mercedes-AMG GT4

Weather / Track : Sunny / Dry

These results are provisional until the conclusion of any judicial and technical matters.

Oulton Park International  
Circuit Length = 2.6920 miles  
Start: 15:58 Flag 16:08 End: 16:11

Race Director : Peter Daly	Stewards :	Timekeeper :
----------------------------	------------	--------------

## British GT Championship

### WARM UP - CLASSIFICATION

POS	NO	CL	PIC	TEAM / DRIVERS	CAR	TIME	ON	LAPS	GAP	DIFF	MPH
1	2	GT3PA	1	TF Sport Mark FARMER (GBR) / Nicki THIMM (DNK)	Aston Martin V8 Vantage GT3	1:35.552	6	6			101.42
2	9	GT3PA	2	Century Motorsport Adrian WILLMOTT (GBR) / Jack MITCHELL (GBR)	BMW M6 GT3	1:36.139	2	6	0.587	0.587	100.80
3	31	GT3PA	3	JRM Racing Rick PARFITT JNR (GBR) / Seb MORRIS (GBR)	Bentley Continental GT3	1:36.271	3	4	0.719	0.132	100.66
4	47	GT3PA	4	TF Sport Graham DAVIDSON (GBR) / Jonny ADAM (GBR)	Aston Martin V8 Vantage GT3	1:36.640	2	5	1.088	0.369	100.28
5	8	GT3PA	5	Team ABBA Racing Richard NEARY (GBR) / Adam CHRISTODOULOU (GBR)	Mercedes-AMG GT3	1:37.496	3	5	1.944	0.856	99.40
6	7	GT3S	1	Team Parker Racing Ryan RATCLIFFE (GBR) / Glynn GEDDIE (GBR)	Bentley Continental GT3	1:37.751	5	5	2.199	0.255	99.14
7	6	GT3PA	6	RAM Racing Ian LOGGIE (GBR) / Callum MACLEOD (GBR)	Mercedes-AMG GT3	1:38.258	4	5	2.706	0.507	98.63
8	3	GT3PA	7	Century Motorsport Dominic PAUL (GBR) / Ben GREEN (GBR)	BMW M6 GT3	1:38.388	4	5	2.836	0.130	98.50
9	72	GT3PA	8	Barwell Motorsport Adam BALON (GBR) / Phil KEEN (GBR)	Lamborghini Huracan GT3 EVO	1:38.730	3	5	3.178	0.342	98.15
10	99	GT3PA	9	Beechdean AMR Andrew HOWARD (GBR) / Marco SØRENSEN (GBR)	Aston Martin V8 Vantage GT3	1:40.343	4	5	4.791	1.613	96.58
11	18	GTCPA	1	WPI Motorsport Michael IGOE (GBR) / Adam WILCOX (GBR)	Porsche 911 GT3 Cup	1:40.962	5	5	5.410	0.619	95.98
12	32	GT4PA	1	Track Focused Mike MCCOLLUM (GBR) / Sean COOPER (GBR)	KTM X-Bow GT4	1:44.602	5	6	9.050	3.640	92.64
13	19	GT4S	1	Multimatic Motorsports Jade BUFORD (USA) / Chad MCCUMBEE (USA)	Ford Mustang GT4	1:44.837	3	5	9.285	0.235	92.44
14	15	GT4S	2	Multimatic Motorsports Scott MAXWELL (CAN) / Seb PRIAULX (GBR)	Ford Mustang GT4	1:44.856	3	5	9.304	0.019	92.42
15	97	GT4S	3	TF Sport Ashley HAND (GBR) / Tom CANNING (GBR)	Aston Martin V8 Vantage GT4	1:44.977	4	5	9.425	0.121	92.31
16	4	GT4S	4	Tolman Motorsport James DORLIN (GBR) / Josh SMITH (GBR)	McLaren 570S GT4	1:45.258	2	5	9.706	0.281	92.07
17	44	GT4PA	2	Invictus Games Racing Steve MCCULLLEY (GBR) / Matthew GEORGE (GBR)	Jaguar F-TYPE SVR GT4	1:45.349	3	5	9.797	0.091	91.99
18	43	GT4S	5	Century Motorsport Andrew GORDON-COLEBROOKE (GBR) / Angus FENDER (GBR)	BMW M4 GT4	1:45.626	5	5	10.074	0.277	91.75
19	66	GT4PA	3	Team Parker Racing Nick JONES (GBR) / Scott MALVERN (GBR)	Mercedes-AMG GT4	1:45.737	3	5	10.185	0.111	91.65
20	23	GT4S	6	RACE Performance Sam SMELT (GBR) / Aron TAYLOR-SMITH (IRL)	Ford Mustang GT4	1:45.806	5	5	10.254	0.069	91.59
21	96	GT3S	2	Optimum Motorsport Oliver WILKINSON (GBR) / Bradley ELLIS (GBR)	Aston Martin V8 Vantage GT3	1:46.444	4	5	10.892	0.638	91.04
22	57	GT4S	7	HHC Motorsport Dean MACDONALD (GBR) / Callum POINTON (GBR)	McLaren 570S GT4	1:46.462	5	5	10.910	0.018	91.03
23	35	GT4S	8	Optimum Motorsport Connor O'BRIEN (IRL) / Jack BUTEL (GBR)	Aston Martin V8 Vantage GT4	1:46.559	4	4	11.007	0.097	90.94
24	75	GT4S	9	Optimum Motorsport Patrik MATTHIESEN (GBR) / Mike ROBINSON (GBR)	Aston Martin V8 Vantage GT4	1:47.105	4	4	11.553	0.546	90.48
25	95	GT4S	10	TF Sport Patrick KIBBLE (GBR) / Josh PRICE (GBR)	Aston Martin V8 Vantage GT4	1:47.358	4	4	11.806	0.253	90.27
26	61	GT4S	11	Academy Motorsport Ben HURST (CAN) / Micah STANLEY (GBR)	Aston Martin V8 Vantage GT4	1:47.523	4	4	11.971	0.165	90.13
27	20	GT4PA	4	Balfe Motorsport Graham JOHNSON (GBR) / Michael O'BRIEN (GBR)	McLaren 570S GT4	1:47.718	5	5	12.166	0.195	89.96
28	11	GT4PA	5	Beechdean AMR Kelvin FLETCHER (GBR) / Martin PLOWMAN (GBR)	Aston Martin V8 Vantage GT4	1:48.759	2	4	13.207	1.041	89.10
29	77	GT4PA	6	Fox Motorsport Mark MURFITT (GBR) / Michael BROADHURST (GBR)	Mercedes-AMG GT4	1:51.917	2	4	16.365	3.158	86.59
30	42	GT4S	12	Century Motorsport Mark KIMBER (GBR) / Jacob MATHIASSEN (DNK)	BMW M4 GT4	1:53.273	2	4	17.721	1.356	85.55
31	58	GT4S	13	HHC Motorsport Tom JACKSON (GBR) / Luke WILLIAMS (GBR)	McLaren 570S GT4	1:53.415	2	4	17.863	0.142	85.44
32	69	GT3PA	10	Barwell Motorsport Sam DE HAAN (GBR) / Jonny COCKER (GBR)	Lamborghini Huracan GT3 EVO		0	4			
33	62	GT4S	14	Academy Motorsport Alex TOTH-JONES (GBR) / Will MOORE (GBR)	Aston Martin V8 Vantage GT4		0	3			
34	5	GT4S	15	Tolman Motorsport Jordan COLLARD (GBR) / Lewis PROCTOR (GBR)	McLaren 570S GT4		0	2			

Oulton Park International  
Circuit Length = 2.6920 miles  
Start: 09:00 Flag 09:10 End: 09:13

Weather / Track : Sunny / Dry

These results are provisional until the conclusion of any judicial and technical matters.

Race Director : Peter Daly	Stewards :	Timekeeper :
----------------------------	------------	--------------

Results can be found at [www.tsl-timing.com](http://www.tsl-timing.com)

Printed - 09:15 Monday, 22 April 2019

## British GT Championship

### WARM UP - CLASSIFICATION BY CATEGORY

#### CLASS : GT3

POS	NO	CL	NAME	ENTRY	TIME	ON	LAPS	GAP	DIFF	MPH
1	2	GT3PA	TF Sport	Aston Martin V8 Vantage GT3	1:35.552	6	6			101.42
2	9	GT3PA	Century Motorsport	BMW M6 GT3	1:36.139	2	6	0.587	0.587	100.80
3	31	GT3PA	JRM Racing	Bentley Continental GT3	1:36.271	3	4	0.719	0.132	100.66
4	47	GT3PA	TF Sport	Aston Martin V8 Vantage GT3	1:36.640	2	5	1.088	0.369	100.28
5	8	GT3PA	Team ABBA Racing	Mercedes-AMG GT3	1:37.496	3	5	1.944	0.856	99.40
6	7	GT3S	Team Parker Racing	Bentley Continental GT3	1:37.751	5	5	2.199	0.255	99.14
7	6	GT3PA	RAM Racing	Mercedes-AMG GT3	1:38.258	4	5	2.706	0.507	98.63
8	3	GT3PA	Century Motorsport	BMW M6 GT3	1:38.388	4	5	2.836	0.130	98.50
9	72	GT3PA	Barwell Motorsport	Lamborghini Huracan GT3 EVO	1:38.730	3	5	3.178	0.342	98.15
10	99	GT3PA	Beechdean AMR	Aston Martin V8 Vantage GT3	1:40.343	4	5	4.791	1.613	96.58
11	96	GT3S	Optimum Motorsport	Aston Martin V8 Vantage GT3	1:46.444	4	5	10.892	6.101	91.04
12	69	GT3PA	Barwell Motorsport	Lamborghini Huracan GT3 EVO			4			

#### CLASS : GT4

POS	NO	CL	NAME	ENTRY	TIME	ON	LAPS	GAP	DIFF	MPH
1	32	GT4PA	Track Focused	KTM X-Bow GT4	1:44.602	5	6			92.64
2	19	GT4S	Multimatic Motorsports	Ford Mustang GT4	1:44.837	3	5	0.235	0.235	92.44
3	15	GT4S	Multimatic Motorsports	Ford Mustang GT4	1:44.856	3	5	0.254	0.019	92.42
4	97	GT4S	TF Sport	Aston Martin V8 Vantage GT4	1:44.977	4	5	0.375	0.121	92.31
5	4	GT4S	Tolman Motorsport	McLaren 570S GT4	1:45.258	2	5	0.656	0.281	92.07
6	44	GT4PA	Invictus Games Racing	Jaguar F-TYPE SVR GT4	1:45.349	3	5	0.747	0.091	91.99
7	43	GT4S	Century Motorsport	BMW M4 GT4	1:45.626	5	5	1.024	0.277	91.75
8	66	GT4PA	Team Parker Racing	Mercedes-AMG GT4	1:45.737	3	5	1.135	0.111	91.65
9	23	GT4S	RACE Performance	Ford Mustang GT4	1:45.806	5	5	1.204	0.069	91.59
10	57	GT4S	HHC Motorsport	McLaren 570S GT4	1:46.462	5	5	1.860	0.656	91.03
11	35	GT4S	Optimum Motorsport	Aston Martin V8 Vantage GT4	1:46.559	4	4	1.957	0.097	90.94
12	75	GT4S	Optimum Motorsport	Aston Martin V8 Vantage GT4	1:47.105	4	4	2.503	0.546	90.48
13	95	GT4S	TF Sport	Aston Martin V8 Vantage GT4	1:47.358	4	4	2.756	0.253	90.27
14	61	GT4S	Academy Motorsport	Aston Martin V8 Vantage GT4	1:47.523	4	4	2.921	0.165	90.13
15	20	GT4PA	Balfe Motorsport	McLaren 570S GT4	1:47.718	5	5	3.116	0.195	89.96
16	11	GT4PA	Beechdean AMR	Aston Martin V8 Vantage GT4	1:48.759	2	4	4.157	1.041	89.10
17	77	GT4PA	Fox Motorsport	Mercedes-AMG GT4	1:51.917	2	4	7.315	3.158	86.59
18	42	GT4S	Century Motorsport	BMW M4 GT4	1:53.273	2	4	8.671	1.356	85.55
19	58	GT4S	HHC Motorsport	McLaren 570S GT4	1:53.415	2	4	8.813	0.142	85.44
20	62	GT4S	Academy Motorsport	Aston Martin V8 Vantage GT4			3			
21	5	GT4S	Tolman Motorsport	McLaren 570S GT4			2			

#### CLASS : GTC

POS	NO	CL	NAME	ENTRY	TIME	ON	LAPS	GAP	DIFF	MPH
1	18	GTCPA	WPI Motorsport	Porsche 911 GT3 Cup	1:40.962	5	5			95.98

Oulton Park International  
 Circuit Length = 2.6920 miles  
 Start: 09:00 Flag 09:10 End: 09:13

Weather / Track : Sunny / Dry

These results are provisional until the conclusion of any judicial and technical matters.

Race Director : Peter Daly	Stewards :	Timekeeper :
----------------------------	------------	--------------

Results can be found at [www.tsl-timing.com](http://www.tsl-timing.com)

Printed - 09:16 Monday, 22 April 2019



## British GT Championship

### WARM UP - CLASSIFICATION BY CLASS

#### CLASS : GT3 - GT3PA

POS	NO	NAME	ENTRY	TIME	ON	LAPS	GAP	DIFF	MPH
1	2	TF Sport	Aston Martin V8 Vantage GT3	1:35.552	6	6			101.42
2	9	Century Motorsport	BMW M6 GT3	1:36.139	2	6	0.587	0.587	100.80
3	31	JRM Racing	Bentley Continental GT3	1:36.271	3	4	0.719	0.132	100.66
4	47	TF Sport	Aston Martin V8 Vantage GT3	1:36.640	2	5	1.088	0.369	100.28
5	8	Team ABBA Racing	Mercedes-AMG GT3	1:37.496	3	5	1.944	0.856	99.40
6	6	RAM Racing	Mercedes-AMG GT3	1:38.258	4	5	2.706	0.762	98.63
7	3	Century Motorsport	BMW M6 GT3	1:38.388	4	5	2.836	0.130	98.50
8	72	Barwell Motorsport	Lamborghini Huracan GT3 EVO	1:38.730	3	5	3.178	0.342	98.15
9	99	Beechdean AMR	Aston Martin V8 Vantage GT3	1:40.343	4	5	4.791	1.613	96.58
10	69	Barwell Motorsport	Lamborghini Huracan GT3 EVO			4			

#### CLASS : GT3 - GT3S

POS	NO	NAME	ENTRY	TIME	ON	LAPS	GAP	DIFF	MPH
1	7	Team Parker Racing	Bentley Continental GT3	1:37.751	5	5			99.14
2	96	Optimum Motorsport	Aston Martin V8 Vantage GT3	1:46.444	4	5	8.693	8.693	91.04

#### CLASS : GT4 - GT4S

POS	NO	NAME	ENTRY	TIME	ON	LAPS	GAP	DIFF	MPH
1	19	Multimatic Motorsports	Ford Mustang GT4	1:44.837	3	5			92.44
2	15	Multimatic Motorsports	Ford Mustang GT4	1:44.856	3	5	0.019	0.019	92.42
3	97	TF Sport	Aston Martin V8 Vantage GT4	1:44.977	4	5	0.140	0.121	92.31
4	4	Tolman Motorsport	McLaren 570S GT4	1:45.258	2	5	0.421	0.281	92.07
5	43	Century Motorsport	BMW M4 GT4	1:45.626	5	5	0.789	0.368	91.75
6	23	RACE Performance	Ford Mustang GT4	1:45.806	5	5	0.969	0.180	91.59
7	57	HHC Motorsport	McLaren 570S GT4	1:46.462	5	5	1.625	0.656	91.03
8	35	Optimum Motorsport	Aston Martin V8 Vantage GT4	1:46.559	4	4	1.722	0.097	90.94
9	75	Optimum Motorsport	Aston Martin V8 Vantage GT4	1:47.105	4	4	2.268	0.546	90.48
10	95	TF Sport	Aston Martin V8 Vantage GT4	1:47.358	4	4	2.521	0.253	90.27
11	61	Academy Motorsport	Aston Martin V8 Vantage GT4	1:47.523	4	4	2.686	0.165	90.13
12	42	Century Motorsport	BMW M4 GT4	1:53.273	2	4	8.436	5.750	85.55
13	58	HHC Motorsport	McLaren 570S GT4	1:53.415	2	4	8.578	0.142	85.44
14	62	Academy Motorsport	Aston Martin V8 Vantage GT4			3			
15	5	Tolman Motorsport	McLaren 570S GT4			2			

#### CLASS : GT4 - GT4PA

POS	NO	NAME	ENTRY	TIME	ON	LAPS	GAP	DIFF	MPH
1	32	Track Focused	KTM X-Bow GT4	1:44.602	5	6			92.64
2	44	Invictus Games Racing	Jaguar F-TYPE SVR GT4	1:45.349	3	5	0.747	0.747	91.99
3	66	Team Parker Racing	Mercedes-AMG GT4	1:45.737	3	5	1.135	0.388	91.65
4	20	Balfe Motorsport	McLaren 570S GT4	1:47.718	5	5	3.116	1.981	89.96
5	11	Beechdean AMR	Aston Martin V8 Vantage GT4	1:48.759	2	4	4.157	1.041	89.10
6	77	Fox Motorsport	Mercedes-AMG GT4	1:51.917	2	4	7.315	3.158	86.59

Oulton Park International  
Circuit Length = 2.6920 miles  
Start: 09:00 Flag 09:10 End: 09:13

Weather / Track : Sunny / Dry

These results are provisional until the conclusion of any judicial and technical matters.

Race Director : Peter Daly	Stewards :	Timekeeper :
----------------------------	------------	--------------

# British GT Championship

## WARM UP - CLASSIFICATION BY CLASS

CLASS : GTC - GTCPA

POS	NO	NAME	ENTRY	TIME	ON	LAPS	GAP	DIFF	MPH
1	18	WPI Motorsport	Porsche 911 GT3 Cup	1:40.962	5	5			95.98

Weather / Track : Sunny / Dry

These results are provisional until the conclusion of any judicial and technical matters.

Oulton Park International  
 Circuit Length = 2.6920 miles  
 Start: 09:00 Flag 09:10 End: 09:13

Race Director : Peter Daly

Stewards :

Timekeeper :

# British GT Championship

## WARM UP - BEST SECTORS

SECTOR 1			SECTOR 2			SECTOR 3			IDEAL / BEST COMPARISON						
POS	NO	NAME	TIME	NO	NAME	TIME	NO	NAME	TIME	POS	NO	NAME	IDEAL	BEST	DIFF
													<b>PERFECT LAP</b>	<b>1:35.344</b>	
1	31	JRM Racing	23.166	2	TF Sport	45.965	9	Century Motorsport	26.213	1	2	TF Sport	1:35.543	1:35.552	0.009
2	2	TF Sport	23.258	31	JRM Racing	46.133	31	JRM Racing	26.249	2	31	JRM Racing	1:35.548	1:36.271	0.723
3	47	TF Sport	23.446	9	Century Motorsport	46.382	2	TF Sport	26.320	3	9	Century Motorsport	1:36.124	1:36.139	0.015
4	9	Century Motorsport	23.529	47	TF Sport	46.437	7	Team Parker Racing	26.471	4	47	TF Sport	1:36.406	1:36.640	0.234
5	7	Team Parker Racing	23.585	8	Team ABBA Racing	46.930	3	Century Motorsport	26.479	5	8	Team ABBA Racing	1:37.396	1:37.496	0.100
6	6	RAM Racing	23.743	72	Barwell Motorsport	46.996	47	TF Sport	26.523	6	6	RAM Racing	1:37.449	1:38.258	0.809
7	8	Team ABBA Racing	23.867	6	RAM Racing	47.129	6	RAM Racing	26.577	7	7	Team Parker Racing	1:37.751	1:37.751	0.000
8	72	Barwell Motorsport	23.888	3	Century Motorsport	47.137	8	Team ABBA Racing	26.599	8	3	Century Motorsport	1:37.833	1:38.388	0.555
9	99	Beechdean AMR	24.077	7	Team Parker Racing	47.695	72	Barwell Motorsport	26.950	9	72	Barwell Motorsport	1:37.834	1:38.730	0.896
10	3	Century Motorsport	24.217	99	Beechdean AMR	47.715	99	Beechdean AMR	27.179	10	99	Beechdean AMR	1:38.971	1:40.343	1.372
11	18	WPI Motorsport	24.808	69	Barwell Motorsport	48.324	69	Barwell Motorsport	27.277	11	18	WPI Motorsport	1:40.962	1:40.962	0.000
12	96	Optimum Motorspor	25.444	18	WPI Motorsport	48.549	18	WPI Motorsport	27.605	12	32	Track Focused	1:44.376	1:44.602	0.226
13	95	TF Sport	25.714	32	Track Focused	49.743	15	Multimatic Motorspo	28.686	13	15	Multimatic Motorsports	1:44.530	1:44.856	0.326
14	97	TF Sport	25.735	15	Multimatic Motorspo	50.086	32	Track Focused	28.767	14	19	Multimatic Motorsports	1:44.837	1:44.837	0.000
15	15	Multimatic Motorspo	25.758	19	Multimatic Motorspo	50.138	4	Tolman Motorsport	28.774	15	97	TF Sport	1:44.899	1:44.977	0.078
16	66	Team Parker Racing	25.844	97	TF Sport	50.210	43	Century Motorsport	28.813	16	95	TF Sport	1:44.901	1:47.358	2.457
17	32	Track Focused	25.866	4	Tolman Motorsport	50.233	42	Century Motorsport	28.817	17	4	Tolman Motorsport	1:45.029	1:45.258	0.229
18	19	Multimatic Motorspo	25.872	95	TF Sport	50.257	61	Academy Motorspor	28.819	18	66	Team Parker Racing	1:45.238	1:45.737	0.499
19	44	Invictus Games Rac	25.882	43	Century Motorsport	50.378	19	Multimatic Motorspo	28.827	19	44	Invictus Games Rac	1:45.276	1:45.349	0.073
20	4	Tolman Motorsport	26.022	44	Invictus Games Rac	50.403	66	Team Parker Racing	28.910	20	43	Century Motorsport	1:45.366	1:45.626	0.260
21	23	RACE Performance	26.079	66	Team Parker Racing	50.484	95	TF Sport	28.930	21	23	RACE Performance	1:45.806	1:45.806	0.000
22	43	Century Motorsport	26.175	62	Academy Motorspor	50.626	97	TF Sport	28.954	22	57	HHC Motorsport	1:46.168	1:46.462	0.294
23	57	HHC Motorsport	26.218	23	RACE Performance	50.680	77	Fox Motorsport	28.981	23	42	Century Motorsport	1:46.255	1:53.273	7.018
24	42	Century Motorsport	26.265	77	Fox Motorsport	50.915	44	Invictus Games Rac	28.991	24	77	Fox Motorsport	1:46.279	1:51.917	5.638
25	35	Optimum Motorspor	26.304	57	HHC Motorsport	50.940	96	Optimum Motorspor	29.008	25	96	Optimum Motorsport	1:46.444	1:46.444	0.000
26	20	Balfe Motorsport	26.376	35	Optimum Motorspor	51.008	57	HHC Motorsport	29.010	26	35	Optimum Motorsport	1:46.559	1:46.559	0.000
27	77	Fox Motorsport	26.383	61	Academy Motorspor	51.107	23	RACE Performance	29.047	27	75	Optimum Motorsport	1:47.088	1:47.105	0.017
28	75	Optimum Motorspor	26.509	42	Century Motorsport	51.173	35	Optimum Motorspor	29.247	28	58	HHC Motorsport	1:47.221	1:53.415	6.194
29	58	HHC Motorsport	26.564	75	Optimum Motorspor	51.188	58	HHC Motorsport	29.249	29	61	Academy Motorsport	1:47.523	1:47.523	0.000
30	11	Beechdean AMR	26.704	11	Beechdean AMR	51.191	75	Optimum Motorspor	29.391	30	11	Beechdean AMR	1:47.567	1:48.759	1.192
31	61	Academy Motorspor	27.597	20	Balfe Motorsport	51.226	11	Beechdean AMR	29.672	31	20	Balfe Motorsport	1:47.718	1:47.718	0.000
32				58	HHC Motorsport	51.408	20	Balfe Motorsport	30.116	32	62	Academy Motorsport			
33				96	Optimum Motorspor	51.992				33	5	Tolman Motorsport			
34				5	Tolman Motorsport	52.674				34	69	Barwell Motorsport			

Weather / Track : Sunny / Dry

Results can be found at [www.tsl-timing.com](http://www.tsl-timing.com)

Oulton Park International  
Circuit Length = 2.6920 miles  
Start: 09:00 Flag 09:10 End: 09:13

Printed - 09:21 Monday, 22 April 2019

# British GT Championship

## WARM UP - BEST SPEEDS

POS	INTERMEDIATE 1			INTERMEDIATE 2			FINISH LINE		
	NO	NAME	MPH	NO	NAME	MPH	NO	NAME	MPH
1	3	Century Motorsport	135.5	9	Century Motorsport	120.6	9	Century Motorsport	126.1
2	9	Century Motorsport	135.0	3	Century Motorsport	120.2	3	Century Motorsport	126.1
3	31	JRM Racing	134.4	31	JRM Racing	119.8	31	JRM Racing	125.9
4	7	Team Parker Racing	133.9	7	Team Parker Racing	119.6	7	Team Parker Racing	124.9
5	18	WPI Motorsport	133.4	2	TF Sport	118.1	18	WPI Motorsport	124.9
6	2	TF Sport	132.8	18	WPI Motorsport	117.9	6	RAM Racing	123.3
7	6	RAM Racing	132.6	8	Team ABBA Racing	117.1	2	TF Sport	122.9
8	47	TF Sport	132.3	47	TF Sport	116.7	47	TF Sport	122.0
9	8	Team ABBA Racing	132.1	6	RAM Racing	116.5	8	Team ABBA Racing	122.0
10	72	Barwell Motorsport	131.5	99	Beechdean AMR	115.9	72	Barwell Motorsport	122.0
11	96	Optimum Motorsport	131.0	72	Barwell Motorsport	115.7	96	Optimum Motorsport	122.0
12	99	Beechdean AMR	130.8	69	Barwell Motorsport	115.7	69	Barwell Motorsport	121.3
13	69	Barwell Motorsport	128.3	96	Optimum Motorsport	114.3	99	Beechdean AMR	121.1
14	44	Invictus Games Racing	122.4	44	Invictus Games Racing	107.2	44	Invictus Games Racing	113.9
15	23	RACE Performance	122.0	43	Century Motorsport	107.0	23	RACE Performance	113.1
16	15	Multimatic Motorsports	121.7	23	RACE Performance	107.0	57	HHC Motorsport	112.9
17	77	Fox Motorsport	121.7	42	Century Motorsport	106.8	58	HHC Motorsport	112.7
18	57	HHC Motorsport	121.5	4	Tolman Motorsport	106.5	4	Tolman Motorsport	112.5
19	4	Tolman Motorsport	121.1	15	Multimatic Motorsports	106.3	42	Century Motorsport	112.5
20	58	HHC Motorsport	120.9	57	HHC Motorsport	106.3	15	Multimatic Motorsports	112.2
21	66	Team Parker Racing	120.6	5	Tolman Motorsport	106.1	43	Century Motorsport	112.2
22	95	TF Sport	120.6	19	Multimatic Motorsports	106.0	97	TF Sport	112.0
23	61	Academy Motorsport	120.6	61	Academy Motorsport	106.0	66	Team Parker Racing	111.8
24	43	Century Motorsport	120.4	62	Academy Motorsport	106.0	61	Academy Motorsport	111.8
25	19	Multimatic Motorsports	120.0	95	TF Sport	105.8	77	Fox Motorsport	111.8
26	97	TF Sport	119.8	97	TF Sport	105.6	20	Balfe Motorsport	111.6
27	11	Beechdean AMR	119.8	58	HHC Motorsport	105.6	35	Optimum Motorsport	111.4
28	42	Century Motorsport	119.8	11	Beechdean AMR	105.5	11	Beechdean AMR	111.4
29	20	Balfe Motorsport	119.6	77	Fox Motorsport	105.5	95	TF Sport	111.1
30	62	Academy Motorsport	119.4	66	Team Parker Racing	105.1	19	Multimatic Motorsports	110.9
31	32	Track Focused	119.1	35	Optimum Motorsport	105.1	75	Optimum Motorsport	110.5
32	35	Optimum Motorsport	119.1	75	Optimum Motorsport	104.8	32	Track Focused	110.3
33	5	Tolman Motorsport	119.1	20	Balfe Motorsport	104.8			
34	75	Optimum Motorsport	118.9	32	Track Focused	104.2			

Weather / Track : Sunny / Dry

Results can be found at [www.tsl-timing.com](http://www.tsl-timing.com)

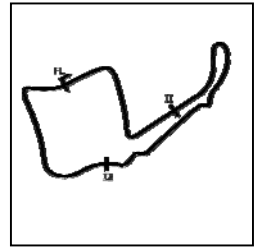
Oulton Park International  
Circuit Length = 2.6920 miles  
Start: 09:00 Flag 09:10 End: 09:13

Printed - 09:22 Monday, 22 April 2019



# British GT Championship

## WARM UP - SECTOR ANALYSIS



SECTOR 1 = FL to I1, SECTOR 2 = I1 to I2, SECTOR 3 = I2 to FL, DIFF = Difference To Personal Best Lap, P = Crossed Finish Line in Pit Lane, D = Time Disallowed

P1		2 GT3PA		TF Sport		Aston Martin V8 Vantage GT3					
IDEAL LAP TIME : 1:35.543		BEST LAP TIME : 1:35.552		DIFFERENCE : 0.009							
D1: Mark FARMER		D2: Nicki THIM									
LAP		SECTOR 1	SECTOR 2		SECTOR 3		LAP TIME	MPH	DIFF	TIME OF DAY	
1 - D1	OUTLAP	127.0	49.103	115.3	30.836	83.8				09:02:00.094	
2 - D1	25.069	130.0	47.489	116.9	IN PIT		1:43.368	P	93.75	7.816	09:03:43.462
3 - D2	OUTLAP	130.5	56.044	86.0	28.528	<b>122.9</b>	3:00.775		53.60	1:25.223	09:06:44.237
4 - D2	23.432	132.3	46.887	116.7	<b>26.320</b>	122.2	1:36.639	(2)	100.28	1.087	09:08:20.876
5 - D2	23.729	<b>132.8</b>	46.098	<b>118.1</b>	27.065	122.6	1:36.892	(3)	100.02	1.340	09:09:57.768
6 - D2	<b>23.258</b>	132.1	<b>45.965</b>	115.7	26.329	122.6	<b>1:35.552</b>	(1)	<b>101.42</b>		<b>09:11:33.320</b>

P2		9 GT3PA		Century Motorsport		BMW M6 GT3					
IDEAL LAP TIME : 1:36.124		BEST LAP TIME : 1:36.139		DIFFERENCE : 0.015							
D1: Adrian WILLMOTT		D2: Jack MITCHELL									
LAP		SECTOR 1	SECTOR 2		SECTOR 3		LAP TIME	MPH	DIFF	TIME OF DAY	
1 - D2	OUTLAP	108.7	51.616	103.4	28.098	<b>126.1</b>					09:02:05.041
2 - D2	23.544	<b>135.0</b>	<b>46.382</b>	<b>120.6</b>	<b>26.213</b>	<b>126.1</b>	<b>1:36.139</b>	(1)	<b>100.80</b>		<b>09:03:41.180</b>
3 - D2	23.614	131.5	46.579	120.4	IN PIT		1:39.808	P	97.09	3.669	09:05:20.988
4 - D1	OUTLAP	132.3	48.359	99.2	27.846	125.4	3:01.656		53.34	1:25.517	09:08:22.644
5 - D1	23.693	133.9	48.343	118.7	26.710	124.9	1:38.746	(2)	98.14	2.607	09:10:01.390
6 - D1	<b>23.529</b>	<b>135.0</b>	46.827	118.9	IN PIT		1:42.069	P	94.94	5.930	09:11:43.459

P3		31 GT3PA		JRM Racing		Bentley Continental GT3					
IDEAL LAP TIME : 1:35.548		BEST LAP TIME : 1:36.271		DIFFERENCE : 0.723							
D1: Rick PARFITT JNR		D2: Seb MORRIS									
LAP		SECTOR 1	SECTOR 2		SECTOR 3		LAP TIME	MPH	DIFF	TIME OF DAY	
1 - D2	OUTLAP	130.5	47.869	117.1	26.654	124.0					09:03:09.341
2 - D2	<b>23.166</b>	133.4	46.234	<b>119.8</b>	27.045	<b>125.9</b>	1:36.445	(2)	100.48	0.174	09:04:45.786
3 - D2	23.483	<b>134.4</b>	46.539	119.1	<b>26.249</b>	125.2	<b>1:36.271</b>	(1)	<b>100.66</b>		<b>09:06:22.057</b>
4 - D2	23.826	134.2	<b>46.133</b>	119.1	IN PIT		1:38.352	P	98.53	2.081	09:08:00.409

P4		47 GT3PA		TF Sport		Aston Martin V8 Vantage GT3					
IDEAL LAP TIME : 1:36.406		BEST LAP TIME : 1:36.640		DIFFERENCE : 0.234							
D1: Graham DAVIDSON		D2: Jonny ADAM									
LAP		SECTOR 1	SECTOR 2		SECTOR 3		LAP TIME	MPH	DIFF	TIME OF DAY	
1 - D2	OUTLAP	127.5	47.724	115.1	31.196	121.5					09:02:10.891
2 - D2	23.680	<b>132.3</b>	<b>46.437</b>	115.5	<b>26.523</b>	121.5	<b>1:36.640</b>	(1)	<b>100.28</b>		<b>09:03:47.531</b>
3 - D2	<b>23.446</b>	132.1	46.463	116.3	IN PIT		1:38.968	P	97.92	2.328	09:05:26.499
4 - D1	OUTLAP	130.3	48.337	<b>116.7</b>	27.084	<b>122.0</b>	3:05.849		52.14	1:29.209	09:08:32.348
5 - D1	25.223	131.5	47.526	116.5	27.576	120.6	1:40.325	(2)	96.59	3.685	09:10:12.673

P5		8 GT3PA		Team ABBA Racing		Mercedes-AMG GT3					
IDEAL LAP TIME : 1:37.396		BEST LAP TIME : 1:37.496		DIFFERENCE : 0.100							
D1: Richard NEARY		D2: Adam CHRISTODOULOU									
LAP		SECTOR 1	SECTOR 2		SECTOR 3		LAP TIME	MPH	DIFF	TIME OF DAY	
1 - D2	OUTLAP	127.5	49.020	115.5	IN PIT			P			09:03:26.562
2 - D1	OUTLAP	129.8	48.309	116.3	26.815	121.3	2:49.091		57.31	1:11.595	09:06:15.653
3 - D1	23.967	131.5	<b>46.930</b>	<b>117.1</b>	<b>26.599</b>	<b>122.0</b>	<b>1:37.496</b>	(1)	<b>99.40</b>		<b>09:07:53.149</b>
4 - D1	<b>23.867</b>	<b>132.1</b>	47.900	107.3	28.549	121.3	1:40.316	(2)	96.60	2.820	09:09:33.465
5 - D1	24.129	131.3	47.438	116.7	IN PIT		1:40.406	P	96.52	2.910	09:11:13.871

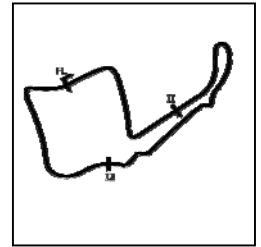
P6		7 GT3S		Team Parker Racing		Bentley Continental GT3					
IDEAL LAP TIME : 1:37.751		BEST LAP TIME : 1:37.751		DIFFERENCE : 0.000							
D1: Ryan RATCLIFFE		D2: Glynn GEDDIE									
LAP		SECTOR 1	SECTOR 2		SECTOR 3		LAP TIME	MPH	DIFF	TIME OF DAY	
1 - D2	OUTLAP	112.4	53.092	112.7	28.220	124.0					09:02:20.268
2 - D2	24.374	132.6	47.876	117.5	27.183	<b>124.9</b>	1:39.433	(2)	97.46	1.682	09:03:59.701
3 - D2	24.479	123.3	48.874	117.7	IN PIT		1:45.515	P	91.84	7.764	09:05:45.216
4 - D1	OUTLAP	131.0	48.211	<b>119.6</b>	27.443	124.7	2:51.031		56.66	1:13.280	09:08:36.247

Weather / Track : Sunny / Dry

Oulton Park International  
Circuit Length = 2.6920 miles  
Start: 09:00 Flag 09:10 End: 09:13

# British GT Championship

## WARM UP - SECTOR ANALYSIS



SECTOR 1 = FL to I1, SECTOR 2 = I1 to I2, SECTOR 3 = I2 to FL, DIFF = Difference To Personal Best Lap, P = Crossed Finish Line in Pit Lane, D = Time Disallowed  
**5 - D1 23.585 133.9 47.695 119.4 26.471 124.9 1:37.751 (1) 99.14 09:10:13.998**

P7 6 GT3PA RAM Racing		Mercedes-AMG GT3					
IDEAL LAP TIME : 1:37.449		BEST LAP TIME : 1:38.258		DIFFERENCE : 0.809			
D1: Ian LOGGIE		D2: Callum MACLEOD					
LAP	SECTOR 1	SECTOR 2	SECTOR 3	LAP TIME	MPH	DIFF	TIME OF DAY
1 - D2	OUTLAP	129.0	52.014 114.9	27.527 121.7			09:02:41.638
2 - D2	23.888 <b>132.6</b>	48.407 116.3	IN PIT	1:43.791 <b>P</b>	93.37	5.533	09:04:25.429
3 - D1	OUTLAP	130.5	47.145 <b>116.5</b>	26.954 122.4	2:48.018	1:09.760	09:07:13.447
<b>4 - D1</b>	24.118 131.3	47.563 116.1	<b>26.577 123.3</b>	<b>1:38.258 (1)</b>	<b>98.63</b>		<b>09:08:51.705</b>
5 - D1	<b>23.743</b> 132.1	<b>47.129</b> 105.8	28.728 122.9	1:39.600 <b>(2)</b>	97.30	1.342	09:10:31.305

P8 3 GT3PA Century Motorsport		BMW M6 GT3					
IDEAL LAP TIME : 1:37.833		BEST LAP TIME : 1:38.388		DIFFERENCE : 0.555			
D1: Dominic PAUL		D2: Ben GREEN					
LAP	SECTOR 1	SECTOR 2	SECTOR 3	LAP TIME	MPH	DIFF	TIME OF DAY
1 - D2	OUTLAP	113.9	50.632 118.9	27.147 125.4			09:02:01.165
2 - D2	24.271 <b>135.5</b>	48.848 120.0	IN PIT	1:44.594 <b>P</b>	92.65	6.206	09:03:45.759
3 - D1	OUTLAP	131.0	49.988 107.8	26.871 <b>126.1</b>	2:59.773	1:21.385	09:06:45.532
<b>4 - D1</b>	24.529 131.3	<b>47.137 120.2</b>	26.722 125.2	<b>1:38.388 (1)</b>	<b>98.50</b>		<b>09:08:23.920</b>
5 - D1	<b>24.217</b> 132.8	48.297 118.7	<b>26.479</b> 124.9	1:38.993 <b>(2)</b>	97.89	0.605	09:10:02.913

P9 72 GT3PA Barwell Motorsport		Lamborghini Huracan GT3 EVO					
IDEAL LAP TIME : 1:37.834		BEST LAP TIME : 1:38.730		DIFFERENCE : 0.896			
D1: Adam BALON		D2: Phil KEEN					
LAP	SECTOR 1	SECTOR 2	SECTOR 3	LAP TIME	MPH	DIFF	TIME OF DAY
1 - D1	OUTLAP	126.3	49.438 115.1	27.569 121.1			09:03:34.088
2 - D1	24.506 128.3	47.406 <b>115.7</b>	26.993 121.7	1:38.905 <b>(2)</b>	97.98	0.175	09:05:12.993
<b>3 - D1</b>	24.219 130.5	<b>46.996</b> 115.1	27.515 <b>122.0</b>	<b>1:38.730 (1)</b>	<b>98.15</b>		<b>09:06:51.723</b>
4 - D1	<b>23.888</b> 130.8	48.087 <b>115.7</b>	27.847 113.1	1:39.822	97.08	1.092	09:08:31.545
5 - D1	24.856 <b>131.5</b>	47.110 114.3	<b>26.950</b> 121.5	1:38.916 <b>(3)</b>	97.97	0.186	09:10:10.461

P10 99 GT3PA Beechdean AMR		Aston Martin V8 Vantage GT3					
IDEAL LAP TIME : 1:38.971		BEST LAP TIME : 1:40.343		DIFFERENCE : 1.372			
D1: Andrew HOWARD		D2: Marco SØRENSEN					
LAP	SECTOR 1	SECTOR 2	SECTOR 3	LAP TIME	MPH	DIFF	TIME OF DAY
1 - D1	OUTLAP	101.0	53.194 102.6	29.624 118.9			09:02:40.276
2 - D1	24.663 129.5	49.770 114.5	28.108 <b>121.1</b>	1:42.541 <b>(3)</b>	94.51	2.198	09:04:22.817
3 - D1	<b>24.077 130.8</b>	47.823 110.3	28.742 120.4	1:40.642 <b>(2)</b>	96.29	0.299	09:06:03.459
<b>4 - D1</b>	24.994 127.8	48.170 115.3	<b>27.179</b> 120.9	<b>1:40.343 (1)</b>	<b>96.58</b>		<b>09:07:43.802</b>
5 - D1	24.171 130.0	<b>47.715 115.9</b>	IN PIT	1:43.771 <b>P</b>	93.39	3.428	09:09:27.573

P11 18 GTCPA WPI Motorsport		Porsche 911 GT3 Cup					
IDEAL LAP TIME : 1:40.962		BEST LAP TIME : 1:40.962		DIFFERENCE : 0.000			
D1: Michael IGOE		D2: Adam WILCOX					
LAP	SECTOR 1	SECTOR 2	SECTOR 3	LAP TIME	MPH	DIFF	TIME OF DAY
1 - D1	OUTLAP	128.8	51.834 116.9	28.823 124.0			09:02:30.482
2 - D1	26.357 118.9	51.432 116.5	27.913 <b>124.9</b>	1:45.702 <b>(2)</b>	91.68	4.740	09:04:16.184
3 - D1	24.959 <b>133.4</b>	49.964 <b>117.9</b>	IN PIT	1:46.777 <b>P</b>	90.76	5.815	09:06:02.961
4 - D2	OUTLAP	131.5	49.145 <b>117.9</b>	27.623 124.7	2:57.763	1:16.801	09:09:00.724
<b>5 - D2</b>	<b>24.808</b> 132.1	<b>48.549</b> 117.7	<b>27.605</b> 124.2	<b>1:40.962 (1)</b>	<b>95.98</b>		<b>09:10:41.686</b>

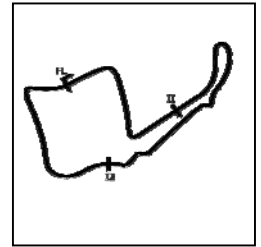
P12 32 GT4PA Track Focused		KTM X-Bow GT4					
IDEAL LAP TIME : 1:44.376		BEST LAP TIME : 1:44.602		DIFFERENCE : 0.226			
D1: Mike MCCOLLUM		D2: Sean COOPER					
LAP	SECTOR 1	SECTOR 2	SECTOR 3	LAP TIME	MPH	DIFF	TIME OF DAY
1 - D2	OUTLAP	102.6	56.922 103.0	29.571 110.1			09:02:45.268
2 - D2	26.075 <b>119.1</b>	52.676 <b>104.2</b>	31.493 <b>110.3</b>	1:50.244	87.90	5.642	09:04:35.512
3 - D2	<b>25.866</b> 118.9	50.421 103.7	29.374 108.7	1:45.661	91.72	1.059	09:06:21.173

Weather / Track : Sunny / Dry

Oulton Park International  
 Circuit Length = 2.6920 miles  
 Start: 09:00 Flag 09:10 End: 09:13

# British GT Championship

## WARM UP - SECTOR ANALYSIS



SECTOR 1 = FL to I1, SECTOR 2 = I1 to I2, SECTOR 3 = I2 to FL, DIFF = Difference To Personal Best Lap, P = Crossed Finish Line in Pit Lane, D = Time Disallowed

4 - D2	26.315	117.7	50.051	103.0	28.908	109.2	1:45.274 (3)	92.05	0.672	09:08:06.447
<b>5 - D2</b>	25.901	117.7	<b>49.743</b>	103.5	28.958	109.4	<b>1:44.602 (1)</b>	<b>92.64</b>		<b>09:09:51.049</b>
6 - D2	25.870	114.3	50.026	103.4	<b>28.767</b>	109.4	1:44.663 (2)	92.59	0.061	09:11:35.712

### P13 19 GT4S Multimatic Motorsports Ford Mustang GT4

IDEAL LAP TIME : 1:44.837 BEST LAP TIME : 1:44.837 DIFFERENCE : 0.000  
D1: Jade BUFORD D2: Chad MCCUMBEE

LAP	SECTOR 1	SECTOR 2	SECTOR 3	LAP TIME	MPH	DIFF	TIME OF DAY		
1 - D2	OUTLAP	107.8	54.597 103.5	29.764 110.5			09:02:21.847		
2 - D2	26.047	119.6	50.556 105.1	29.008 <b>110.9</b>	91.76	0.774	09:04:07.458		
<b>3 - D2</b>	<b>25.872</b>	<b>120.0</b>	<b>50.138</b>	<b>106.0</b>	<b>28.827</b>	<b>110.3</b>	<b>1:44.837 (1)</b>	<b>92.44</b>	<b>09:05:52.295</b>
4 - D2	26.104	119.8	50.707 105.6	IN PIT	87.42	6.017	09:07:43.149		
5 - D2	OUTLAP	119.6	50.366 <b>106.0</b>	28.914 <b>110.9</b>	51.33	1:23.955	09:10:51.941		

### P14 15 GT4S Multimatic Motorsports Ford Mustang GT4

IDEAL LAP TIME : 1:44.530 BEST LAP TIME : 1:44.856 DIFFERENCE : 0.326  
D1: Scott MAXWELL D2: Seb PRIAULX

LAP	SECTOR 1	SECTOR 2	SECTOR 3	LAP TIME	MPH	DIFF	TIME OF DAY		
1 - D1	OUTLAP	115.1	56.344 105.3	33.867 87.6			09:02:28.797		
2 - D1	28.425	94.2	52.337 105.0	28.911 111.8	88.36	4.817	09:04:18.470		
<b>3 - D1</b>	<b>25.758</b>	<b>120.0</b>	<b>50.290</b>	<b>105.6</b>	<b>28.808</b>	<b>112.0</b>	<b>1:44.856 (1)</b>	<b>92.42</b>	<b>09:06:03.326</b>
4 - D1	25.996	<b>121.7</b>	50.791 106.1	<b>28.686</b>	91.88	0.617	09:07:48.799		
5 - D1	25.821	120.9	<b>50.086</b>	<b>106.3</b>	IN PIT	6.418	09:09:40.073		

### P15 97 GT4S TF Sport Aston Martin V8 Vantage GT4

IDEAL LAP TIME : 1:44.899 BEST LAP TIME : 1:44.977 DIFFERENCE : 0.078  
D1: Ashley HAND D2: Tom CANNING

LAP	SECTOR 1	SECTOR 2	SECTOR 3	LAP TIME	MPH	DIFF	TIME OF DAY		
1 - D1	OUTLAP	101.0	56.316 104.2	31.685 108.7			09:02:28.648		
2 - D1	27.455	119.1	53.524 91.5	IN PIT	84.04	10.338	09:04:23.963		
3 - D2	OUTLAP	116.1	50.792 105.3	28.991 111.4	42.13	2:05.036	09:08:13.976		
<b>4 - D2</b>	<b>25.813</b>	<b>119.8</b>	<b>50.210</b>	<b>105.6</b>	<b>28.954</b>	<b>112.0</b>	<b>1:44.977 (1)</b>	<b>92.31</b>	<b>09:09:58.953</b>
5 - D2	<b>25.735</b>	117.1	50.664 103.4	IN PIT	87.77	5.429	09:11:49.359		

### P16 4 GT4S Tolman Motorsport McLaren 570S GT4

IDEAL LAP TIME : 1:45.029 BEST LAP TIME : 1:45.258 DIFFERENCE : 0.229  
D1: James DORLIN D2: Josh SMITH

LAP	SECTOR 1	SECTOR 2	SECTOR 3	LAP TIME	MPH	DIFF	TIME OF DAY		
1 - D2	OUTLAP	119.8	54.198 <b>106.5</b>	30.921 109.4			09:02:28.922		
<b>2 - D2</b>	26.178	<b>121.1</b>	<b>50.233</b>	106.0	<b>28.847</b>	<b>112.5</b>	<b>1:45.258 (1)</b>	<b>92.07</b>	<b>09:04:14.180</b>
3 - D2	26.091	120.9	50.427 106.3	29.556 112.2	91.36	0.816	09:06:00.254		
4 - D2	<b>26.022</b>	120.2	51.215 106.1	IN PIT	87.94	4.945	09:07:50.457		
5 - D1	OUTLAP	119.8	50.654 105.6	<b>28.774</b>	50.78	1:25.567	09:11:01.282		

### P17 44 GT4PA Invictus Games Racing Jaguar F-TYPE SVR GT4

IDEAL LAP TIME : 1:45.276 BEST LAP TIME : 1:45.349 DIFFERENCE : 0.073  
D1: Steve MCCULLEY D2: Matthew GEORGE

LAP	SECTOR 1	SECTOR 2	SECTOR 3	LAP TIME	MPH	DIFF	TIME OF DAY		
1 - D1	OUTLAP	120.0	55.608 106.6	IN PIT	P		09:02:58.267		
2 - D1	OUTLAP	121.3	53.127 100.9	30.058 112.5	65.61	42.347	09:05:25.963		
<b>3 - D1</b>	25.955	122.0	<b>50.403</b>	<b>107.2</b>	<b>28.991</b>	<b>113.1</b>	<b>1:45.349 (1)</b>	<b>91.99</b>	<b>09:07:11.312</b>
4 - D1	26.558	113.1	53.108 103.4	31.109 <b>113.9</b>	87.48	5.426	09:09:02.087		
5 - D1	<b>25.882</b>	<b>122.4</b>	50.674 106.8	29.028 112.4	91.78	0.235	09:10:47.671		

### P18 43 GT4S Century Motorsport BMW M4 GT4

IDEAL LAP TIME : 1:45.366 BEST LAP TIME : 1:45.626 DIFFERENCE : 0.260  
D1: Andrew GORDON-COLEB D2: Angus FENDER

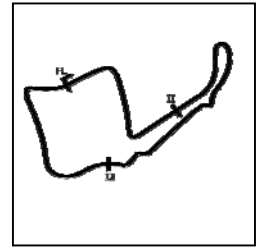
LAP	SECTOR 1	SECTOR 2	SECTOR 3	LAP TIME	MPH	DIFF	TIME OF DAY
1 - D1	OUTLAP	106.8	56.516 103.7	34.043 110.5			09:02:34.460

Weather / Track : Sunny / Dry

Oulton Park International  
Circuit Length = 2.6920 miles  
Start: 09:00 Flag 09:10 End: 09:13

# British GT Championship

## WARM UP - SECTOR ANALYSIS



SECTOR 1 = FL to I1, SECTOR 2 = I1 to I2, SECTOR 3 = I2 to FL, DIFF = Difference To Personal Best Lap, P = Crossed Finish Line in Pit Lane, D = Time Disallowed

2 - D1	27.449	118.7	52.360	104.3	IN PIT	1:52.666	<b>P</b>	86.01	7.040	09:04:27.126	
3 - D2	OUTLAP	118.1	52.696	105.5	29.170	<b>112.2</b>	3:23.382	47.65	1:37.756	09:07:50.508	
4 - D2	26.246	119.6	51.397	106.3	<b>28.813</b>	<b>112.2</b>	1:46.456	(2)	91.03	0.830	09:09:36.964
<b>5 - D2</b>	<b>26.175</b>	<b>120.4</b>	<b>50.378</b>	<b>107.0</b>	29.073	<b>112.2</b>	<b>1:45.626</b>	(1)	<b>91.75</b>		<b>09:11:22.590</b>

### P19 66 GT4PA Team Parker Racing

Mercedes-AMG GT4

IDEAL LAP TIME : 1:45.238 BEST LAP TIME : 1:45.737  
D1: Nick JONES D2: Scott MALVERN

DIFFERENCE : 0.499

LAP	SECTOR 1	SECTOR 2	SECTOR 3	LAP TIME	MPH	DIFF	TIME OF DAY				
1 - D1	OUTLAP	110.9	54.601	104.5	29.356	<b>111.8</b>	09:02:24.981				
2 - D1	26.218	<b>120.6</b>	50.792	<b>105.1</b>	29.046	109.6	1:46.056 (2)	91.37	0.319	09:04:11.037	
<b>3 - D1</b>	25.970	<b>120.6</b>	50.840	104.6	28.927	111.6	<b>1:45.737</b>	(1)	<b>91.65</b>		<b>09:05:56.774</b>
4 - D1	<b>25.844</b>	120.0	<b>50.484</b>	104.8	IN PIT		1:49.767	<b>P</b>	88.28	4.030	09:07:46.541
5 - D1	OUTLAP	120.2	50.643	104.0	<b>28.910</b>	110.3	3:34.219		45.24	1:48.482	09:11:20.760

### P20 23 GT4S RACE Performance

Ford Mustang GT4

IDEAL LAP TIME : 1:45.806 BEST LAP TIME : 1:45.806  
D1: Sam SMELT D2: Áron TAYLOR-SMITH

DIFFERENCE : 0.000

LAP	SECTOR 1	SECTOR 2	SECTOR 3	LAP TIME	MPH	DIFF	TIME OF DAY				
1 - D1	OUTLAP	111.8	54.668	104.3	IN PIT		<b>P</b>			09:02:24.896	
2 - D1	OUTLAP	118.5	52.478	103.8	IN PIT		2:11.914	<b>P</b>	73.46	26.108	09:04:36.810
3 - D2	OUTLAP	120.2	54.044	<b>107.0</b>	29.227	<b>113.1</b>	3:10.646		50.83	1:24.840	09:07:47.456
4 - D2	26.163	<b>122.0</b>	50.835	105.8	29.108	112.2	1:46.106	(2)	91.33	0.300	09:09:33.562
<b>5 - D2</b>	<b>26.079</b>	121.1	<b>50.680</b>	106.8	<b>29.047</b>	112.5	<b>1:45.806</b>	(1)	<b>91.59</b>		<b>09:11:19.368</b>

### P21 96 GT3S Optimum Motorsport

Aston Martin V8 Vantage GT3

IDEAL LAP TIME : 1:46.444 BEST LAP TIME : 1:46.444  
D1: Oliver WILKINSON D2: Bradley ELLIS

DIFFERENCE : 0.000

LAP	SECTOR 1	SECTOR 2	SECTOR 3	LAP TIME	MPH	DIFF	TIME OF DAY				
1 - D1	OUTLAP	113.5	1:00.991	94.5	34.319	113.9				09:02:49.264	
2 - D1	31.623	90.5	1:00.907	110.9	31.474	120.2	2:04.004		78.15	17.560	09:04:53.268
3 - D1	28.956	127.0	56.738	88.5	36.725	111.6	2:02.419	(3)	79.16	15.975	09:06:55.687
<b>4 - D1</b>	<b>25.444</b>	122.9	<b>51.992</b>	<b>114.3</b>	<b>29.008</b>	<b>122.0</b>	<b>1:46.444</b>	(1)	<b>91.04</b>		<b>09:08:42.131</b>
5 - D1	25.674	<b>131.0</b>	54.866	83.7	32.042	121.1	1:52.582	(2)	86.08	6.138	09:10:34.713

### P22 57 GT4S HHC Motorsport

McLaren 570S GT4

IDEAL LAP TIME : 1:46.168 BEST LAP TIME : 1:46.462  
D1: Dean MACDONALD D2: Callum POINTON

DIFFERENCE : 0.294

LAP	SECTOR 1	SECTOR 2	SECTOR 3	LAP TIME	MPH	DIFF	TIME OF DAY				
1 - D2	OUTLAP	110.7	57.252	105.5	30.999	107.2				09:02:24.443	
2 - D2	27.618	119.6	52.132	106.0	29.525	112.2	1:49.275	(2)	88.68	2.813	09:04:13.718
3 - D2	<b>26.218</b>	<b>121.5</b>	52.344	105.8	IN PIT		1:52.597	<b>P</b>	86.07	6.135	09:06:06.315
4 - D1	OUTLAP	120.2	54.333	73.5	30.438	<b>112.9</b>	3:55.206		41.20	2:08.744	09:10:01.521
<b>5 - D1</b>	26.512	119.4	<b>50.940</b>	<b>106.3</b>	<b>29.010</b>	112.7	<b>1:46.462</b>	(1)	<b>91.03</b>		<b>09:11:47.983</b>

### P23 35 GT4S Optimum Motorsport

Aston Martin V8 Vantage GT4

IDEAL LAP TIME : 1:46.559 BEST LAP TIME : 1:46.559  
D1: Connor O'BRIEN D2: Jack BUTEL

DIFFERENCE : 0.000

LAP	SECTOR 1	SECTOR 2	SECTOR 3	LAP TIME	MPH	DIFF	TIME OF DAY				
1 - D1	OUTLAP	116.7	53.161	105.0	30.389	<b>111.4</b>				09:03:20.946	
2 - D1	26.637	118.3	52.266	104.8	IN PIT		1:51.379	<b>P</b>	87.01	4.820	09:05:12.325
3 - D2	OUTLAP	116.9	52.419	105.0	29.528	110.9	3:46.981		42.69	2:00.422	09:08:59.306
<b>4 - D2</b>	<b>26.304</b>	<b>119.1</b>	<b>51.008</b>	<b>105.1</b>	<b>29.247</b>	110.9	<b>1:46.559</b>	(1)	<b>90.94</b>		<b>09:10:45.865</b>

### P24 75 GT4S Optimum Motorsport

Aston Martin V8 Vantage GT4

IDEAL LAP TIME : 1:47.088 BEST LAP TIME : 1:47.105  
D1: Patrik MATTHIESEN D2: Mike ROBINSON

DIFFERENCE : 0.017

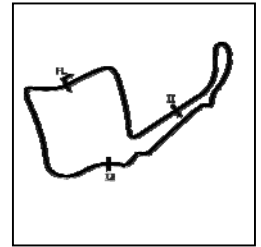
LAP	SECTOR 1	SECTOR 2	SECTOR 3	LAP TIME	MPH	DIFF	TIME OF DAY			
1 - D1	OUTLAP	115.7	58.795	93.4	33.098	109.4				09:02:52.263

Weather / Track : Sunny / Dry

Oulton Park International  
Circuit Length = 2.6920 miles  
Start: 09:00 Flag 09:10 End: 09:13

# British GT Championship

## WARM UP - SECTOR ANALYSIS



SECTOR 1 = FL to I1, SECTOR 2 = I1 to I2, SECTOR 3 = I2 to FL, DIFF = Difference To Personal Best Lap, P = Crossed Finish Line in Pit Lane, D = Time Disallowed

2 - D1	28.187	116.3	52.615	104.2	IN PIT	1:53.518	<b>P</b>	85.37	6.413	09:04:45.781
3 - D2	OUTLAP	116.7	53.286	<b>104.8</b>	<b>29.391</b>	110.3	3:51.632	41.83	2:04.527	09:08:37.413
4 - D2	<b>26.509</b>	<b>118.9</b>	<b>51.188</b>	104.6	29.408	<b>110.5</b>	<b>1:47.105 (1)</b>	<b>90.48</b>		<b>09:10:24.518</b>

<b>P25 95 GT4S TF Sport</b>		Aston Martin V8 Vantage GT4									
IDEAL LAP TIME : 1:44.901		BEST LAP TIME : 1:47.358		DIFFERENCE : 2.457							
D1: Patrick KIBBLE		D2: Josh PRICE									
LAP	SECTOR 1	SECTOR 2	SECTOR 3	LAP TIME	MPH	DIFF	TIME OF DAY				
1 - D1	OUTLAP	115.3	53.396	105.3	29.512	110.7				09:02:23.635	
2 - D1	25.748	119.6	<b>50.257</b>	<b>105.8</b>	IN PIT		1:47.708	<b>P</b>	89.97	0.350	09:04:11.343
3 - D2	OUTLAP	118.7	51.085	105.6	<b>28.930</b>	<b>111.1</b>	4:08.928	38.93	2:21.570	09:08:20.271	
4 - D2	<b>25.714</b>	<b>120.6</b>	51.941	99.1	29.703	110.5	<b>1:47.358 (1)</b>	<b>90.27</b>		<b>09:10:07.629</b>	

<b>P26 61 GT4S Academy Motorsport</b>		Aston Martin V8 Vantage GT4									
IDEAL LAP TIME : 1:47.523		BEST LAP TIME : 1:47.523		DIFFERENCE : 0.000							
D1: Ben HURST		D2: Micah STANLEY									
LAP	SECTOR 1	SECTOR 2	SECTOR 3	LAP TIME	MPH	DIFF	TIME OF DAY				
1 - D1	OUTLAP	98.6	59.516	104.5	31.467	111.2				09:02:41.825	
2 - D1	28.636	118.3	53.142	<b>106.0</b>	IN PIT		1:57.227	<b>P</b>	82.67	9.704	09:04:39.052
3 - D2	OUTLAP	114.3	51.621	104.8	29.170	111.6	3:52.257	41.72	2:04.734	09:08:31.309	
4 - D2	<b>27.597</b>	<b>120.6</b>	<b>51.107</b>	105.6	<b>28.819</b>	<b>111.8</b>	<b>1:47.523 (1)</b>	<b>90.13</b>		<b>09:10:18.832</b>	

<b>P27 20 GT4PA Balfe Motorsport</b>		McLaren 570S GT4									
IDEAL LAP TIME : 1:47.718		BEST LAP TIME : 1:47.718		DIFFERENCE : 0.000							
D1: Graham JOHNSON		D2: Michael O'BRIEN									
LAP	SECTOR 1	SECTOR 2	SECTOR 3	LAP TIME	MPH	DIFF	TIME OF DAY				
1 - D1	OUTLAP	114.7	1:01.355	93.8	34.971	95.4				09:02:51.948	
2 - D1	30.686	90.3	1:00.382	99.7	33.224	110.5	2:04.292	77.97	16.574	09:04:56.240	
3 - D1	26.926	119.1	57.393	85.8	33.500	110.7	1:57.819	<b>(3)</b>	82.25	10.101	09:06:54.059
4 - D1	26.638	<b>119.6</b>	53.317	<b>104.8</b>	30.720	<b>111.6</b>	1:50.675	<b>(2)</b>	87.56	2.957	09:08:44.734
5 - D1	<b>26.376</b>	119.1	<b>51.226</b>	104.3	<b>30.116</b>	<b>111.6</b>	<b>1:47.718 (1)</b>	<b>89.96</b>		<b>09:10:32.452</b>	

<b>P28 11 GT4PA Beechdean AMR</b>		Aston Martin V8 Vantage GT4									
IDEAL LAP TIME : 1:47.567		BEST LAP TIME : 1:48.759		DIFFERENCE : 1.192							
D1: Kelvin FLETCHER		D2: Martin PLOWMAN									
LAP	SECTOR 1	SECTOR 2	SECTOR 3	LAP TIME	MPH	DIFF	TIME OF DAY				
1 - D1	OUTLAP	115.5	53.718	<b>105.5</b>	29.775	110.7				09:02:56.264	
2 - D1	<b>26.704</b>	<b>119.8</b>	52.383	105.1	<b>29.672</b>	<b>111.4</b>	<b>1:48.759 (1)</b>	<b>89.10</b>		<b>09:04:45.023</b>	
3 - D1	26.912	<b>119.8</b>	<b>51.191</b>	104.6	IN PIT		1:51.592	<b>P</b>	86.84	2.833	09:06:36.615
4 - D2	OUTLAP	118.5	51.257	105.1	30.239	110.9	3:36.940	44.67	1:48.181	09:10:13.555	

<b>P29 77 GT4PA Fox Motorsport</b>		Mercedes-AMG GT4									
IDEAL LAP TIME : 1:46.279		BEST LAP TIME : 1:51.917		DIFFERENCE : 5.638							
D1: Mark MURFITT		D2: Michael BROADHURST									
LAP	SECTOR 1	SECTOR 2	SECTOR 3	LAP TIME	MPH	DIFF	TIME OF DAY				
1 - D1	OUTLAP	92.0	1:00.049	92.3	32.530	111.2				09:02:50.183	
2 - D1	30.041	119.4	52.337	105.3	29.539	111.1	<b>1:51.917 (1)</b>	<b>86.59</b>		<b>09:04:42.100</b>	
3 - D1	<b>26.383</b>	<b>121.7</b>	52.005	105.3	IN PIT		1:53.282	<b>P</b>	85.55	1.365	09:06:35.382
4 - D2	OUTLAP	120.2	<b>50.915</b>	<b>105.5</b>	<b>28.981</b>	<b>111.8</b>	3:32.924	45.51	1:41.007	09:10:08.306	

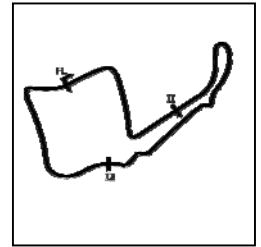
<b>P30 42 GT4S Century Motorsport</b>		BMW M4 GT4								
IDEAL LAP TIME : 1:46.255		BEST LAP TIME : 1:53.273		DIFFERENCE : 7.018						
D1: Mark KIMBER		D2: Jacob MATHIASSEN								
LAP	SECTOR 1	SECTOR 2	SECTOR 3	LAP TIME	MPH	DIFF	TIME OF DAY			
1 - D1	OUTLAP	115.5	54.501	105.3	30.839	110.0				09:02:54.328
2 - D1	29.178	104.3	54.528	106.0	29.567	<b>112.5</b>	<b>1:53.273 (1)</b>	<b>85.55</b>		<b>09:04:47.601</b>
3 - D1	<b>26.265</b>	<b>119.8</b>	<b>51.173</b>	106.6	IN PIT		1:51.307	<b>P</b>	87.06	09:06:38.908
4 - D2	OUTLAP	118.9	51.289	<b>106.8</b>	<b>28.817</b>	112.0	3:47.032	42.68	1:53.759	09:10:25.940

Weather / Track : Sunny / Dry

Oulton Park International  
Circuit Length = 2.6920 miles  
Start: 09:00 Flag 09:10 End: 09:13

# British GT Championship

## WARM UP - SECTOR ANALYSIS



SECTOR 1 = FL to I1, SECTOR 2 = I1 to I2, SECTOR 3 = I2 to FL, DIFF = Difference To Personal Best Lap, P = Crossed Finish Line in Pit Lane, D = Time Disallowed

P31 58 GT4S HHC Motorsport		McLaren 570S GT4								
IDEAL LAP TIME : 1:47.221		BEST LAP TIME : 1:53.415		DIFFERENCE : 6.194						
D1: Tom JACKSON		D2: Luke WILLIAMS								
LAP	SECTOR 1	SECTOR 2	SECTOR 3	LAP TIME	MPH	DIFF	TIME OF DAY			
1 - D1	OUTLAP	92.0	1:00.754	101.9	33.321	86.4	09:02:33.228			
2 - D1	30.169	119.4	53.997	<b>105.6</b>	<b>29.249</b>	<b>112.7</b>	<b>1:53.415 (1)</b>	<b>85.44</b>	<b>09:04:26.643</b>	
3 - D1	<b>26.564</b>	120.6	<b>51.408</b>	105.1	IN PIT		1:52.733	P	85.96	09:06:19.376
4 - D2	OUTLAP	<b>120.9</b>	53.481	101.8	29.492	112.0	3:47.865	42.53	1:54.450	09:10:07.241

P32 69 GT3PA Barwell Motorsport		Lamborghini Huracan GT3 EVO								
IDEAL LAP TIME :		BEST LAP TIME :		DIFFERENCE :						
D1: Sam DE HAAN		D2: Jonny COCKER								
LAP	SECTOR 1	SECTOR 2	SECTOR 3	LAP TIME	MPH	DIFF	TIME OF DAY			
1 - D1	OUTLAP	124.7	53.796	108.7	IN PIT		P	<b>09:02:30.559</b>		
2 - D2	OUTLAP	108.7	50.456	114.9	IN PIT		2:54.377	P	55.57	09:05:24.936
3 - D1	OUTLAP	124.9	50.927	<b>115.7</b>	IN PIT		2:53.855	P	55.74	09:08:18.791
4 - D1	OUTLAP	<b>128.3</b>	<b>48.324</b>	115.5	<b>27.277</b>	<b>121.3</b>	2:49.874	57.04		09:11:08.665

P33 62 GT4S Academy Motorsport		Aston Martin V8 Vantage GT4								
IDEAL LAP TIME :		BEST LAP TIME :		DIFFERENCE :						
D1: Alex TOTH-JONES		D2: Will MOORE								
LAP	SECTOR 1	SECTOR 2	SECTOR 3	LAP TIME	MPH	DIFF	TIME OF DAY			
1 - D1	OUTLAP	<b>119.4</b>	54.390	105.0	IN PIT		P	<b>09:02:32.833</b>		
2 - D2	OUTLAP	118.5	51.277	104.5	IN PIT		3:50.406	P	42.06	09:06:23.239
3 - D1	OUTLAP	118.9	<b>50.626</b>	<b>106.0</b>	IN PIT		3:59.601	P	40.44	09:10:22.840

P34 5 GT4S Tolman Motorsport		McLaren 570S GT4								
IDEAL LAP TIME :		BEST LAP TIME :		DIFFERENCE :						
D1: Jordan COLLARD		D2: Lewis PROCTOR								
LAP	SECTOR 1	SECTOR 2	SECTOR 3	LAP TIME	MPH	DIFF	TIME OF DAY			
1 - D1	OUTLAP	111.8	55.627	103.8	IN PIT		P	<b>09:03:11.921</b>		
2 - D2	OUTLAP	<b>119.1</b>	<b>52.674</b>	<b>106.1</b>	IN PIT		3:52.527	P	41.67	09:07:04.448

# British GT Championship

## WARM UP - DRIVER STATISTICS

POS	NO	CL	PIC	TEAM / DRIVERS	CAR	LAPS	RACE TIME	%	BEST	ON	MPH
1	2	GT3PA	1	TF Sport Mark FARMER (GBR) Nicki THIM (DNK)	Aston Martin V8 Vantage GT3	6	<b>11:19.295</b>				
						1	4:42.267	41.55		0	
						4	6:37.028	58.45	1:35.552	6	101.42
2	9	GT3PA	2	Century Motorsport Adrian WILLMOTT (GBR) Jack MITCHELL (GBR)	BMW M6 GT3	6	<b>11:24.977</b>				
						5	11:24.977	100.00	1:36.139	2	100.80
						0	0.000	0.00		0	
3	31	GT3PA	3	JRM Racing Rick PARFITT JNR (GBR) Seb MORRIS (GBR)	Bentley Continental GT3	4	<b>6:30.840</b>				
						3	6:30.840	100.00	1:36.271	3	100.66
						0	0.000	0.00		0	
4	47	GT3PA	4	TF Sport Graham DAVIDSON (GBR) Jonny ADAM (GBR)	Aston Martin V8 Vantage GT3	5	<b>9:50.368</b>				
						4	9:50.368	100.00	1:36.640	2	100.28
						0	0.000	0.00		0	
5	8	GT3PA	5	Team ABBA Racing Richard NEARY (GBR) Adam CHRISTODOULOU (GBR)	Mercedes-AMG GT3	5	<b>9:30.213</b>				
						4	8:18.842	87.48	1:37.496	3	99.40
						0	0.000	0.00		0	
6	7	GT3S	1	Team Parker Racing Ryan RATCLIFFE (GBR) Glynn GEDDIE (GBR)	Bentley Continental GT3	5	<b>9:42.910</b>				
						4	9:42.910	100.00	1:37.751	5	99.14
						0	0.000	0.00		0	
7	6	GT3PA	6	RAM Racing Ian LOGGIE (GBR) Callum MACLEOD (GBR)	Mercedes-AMG GT3	5	<b>9:35.126</b>				
						4	9:35.126	100.00	1:38.258	4	98.63
						0	0.000	0.00		0	
8	3	GT3PA	7	Century Motorsport Dominic PAUL (GBR) Ben GREEN (GBR)	BMW M6 GT3	5	<b>9:46.945</b>				
						4	9:46.945	100.00	1:38.388	4	98.50
						0	0.000	0.00		0	
9	72	GT3PA	8	Barwell Motorsport Adam BALON (GBR) Phil KEEN (GBR)	Lamborghini Huracan GT3 EVO	5	<b>8:17.347</b>				
						4	8:17.347	100.00	1:38.730	3	98.15
						0	0.000	0.00		0	
10	99	GT3PA	9	Beechdean AMR Andrew HOWARD (GBR) Marco SØRENSEN (GBR)	Aston Martin V8 Vantage GT3	5	<b>8:36.459</b>				
						4	8:36.459	100.00	1:40.343	4	96.58
						0	0.000	0.00		0	
11	18	GTCPA	1	WPI Motorsport Michael IGOE (GBR) Adam WILCOX (GBR)	Porsche 911 GT3 Cup	5	<b>9:58.670</b>				
						2	6:36.854	66.29	1:45.702	2	91.68
						2	3:21.816	33.71	1:40.962	5	95.98
12	32	GT4PA	1	Track Focused Mike MCCOLLUM (GBR) Sean COOPER (GBR)	KTM X-Bow GT4	6	<b>10:43.201</b>				
						5	10:43.201	100.00	1:44.602	5	92.64
						0	0.000	0.00		0	
13	19	GT4S	1	Multimatic Motorsports Jade BUFORD (USA) Chad MCCUMBEE (USA)	Ford Mustang GT4	5	<b>10:25.661</b>				
						4	9:00.692	86.42	1:44.837	3	92.44
						0	0.000	0.00		0	
14	15	GT4S	2	Multimatic Motorsports Scott MAXWELL (CAN) Seb PRIAULX (GBR)	Ford Mustang GT4	5	<b>9:11.467</b>				
						4	9:11.467	100.00	1:44.856	3	92.42
						0	0.000	0.00		0	
15	97	GT4S	3	TF Sport Ashley HAND (GBR) Tom CANNING (GBR)	Aston Martin V8 Vantage GT4	5	<b>11:19.550</b>				
						1	5:57.076	52.55		0	
						3	5:22.474	47.45	1:44.977	4	92.31
16	4	GT4S	4	Tolman Motorsport James DORLIN (GBR) Josh SMITH (GBR)	McLaren 570S GT4	5	<b>10:22.590</b>				
						4	10:22.590	100.00	1:45.258	2	92.07
						0	0.000	0.00		0	
17	44	GT4PA	2	Invictus Games Racing Steve MCCULLEY (GBR) Matthew GEORGE (GBR)	Jaguar F-TYPE SVR GT4	5	<b>9:47.981</b>				
						4	9:09.362	93.43	1:45.349	3	91.99
						0	0.000	0.00		0	
18	43	GT4S	5	Century Motorsport Andrew GORDON-COLEBROOKE (GBR) Angus FENDER (GBR)	BMW M4 GT4	5	<b>10:46.329</b>				
						1	5:27.048	50.60		0	
						3	5:19.281	49.40	1:45.626	5	91.75
19	66	GT4PA	3	Team Parker Racing Nick JONES (GBR) Scott MALVERN (GBR)	Mercedes-AMG GT4	5	<b>10:46.700</b>				
						4	8:57.242	83.07	1:45.737	3	91.65
						0	0.000	0.00		0	

Oulton Park International  
Circuit Length = 2.6920 miles  
Start: 09:00 Flag 09:10 End: 09:13

Weather / Track : Sunny / Dry

## British GT Championship

### WARM UP - DRIVER STATISTICS

POS	NO	CL	PIC	TEAM / DRIVERS	CAR	LAPS	RACE TIME	%	BEST	ON	MPH
20	23	GT4S	6	RACE Performance Sam SMELT (GBR) Arón TAYLOR-SMITH (IRL)	Ford Mustang GT4	5	<b>10:55.272</b>				
						1	5:16.980	48.37		0	
						3	5:20.019	48.84	1:45.806	5	91.59
21	96	GT3S	2	Optimum Motorsport Oliver WILKINSON (GBR) Bradley ELLIS (GBR)	Aston Martin V8 Vantage GT3	5	<b>9:49.511</b>				
						4	9:49.511	100.00	1:46.444	4	91.04
						0	0.000	0.00		0	
22	57	GT4S	7	HHC Motorsport Dean MACDONALD (GBR) Callum POINTON (GBR)	McLaren 570S GT4	5	<b>11:22.900</b>				
						4	11:22.900	100.00	1:46.462	5	91.03
						0	0.000	0.00		0	
23	35	GT4S	8	Optimum Motorsport Connor O'BRIEN (IRL) Jack BUTEL (GBR)	Aston Martin V8 Vantage GT4	4	<b>9:14.134</b>				
						1	5:39.958	61.35		0	
						2	3:34.176	38.65	1:46.559	4	90.94
24	75	GT4S	9	Optimum Motorsport Patrik MATTHIESEN (GBR) Mike ROBINSON (GBR)	Aston Martin V8 Vantage GT4	4	<b>9:30.249</b>				
						1	5:55.304	62.31		0	
						2	3:34.945	37.69	1:47.105	4	90.48
25	95	GT4S	10	TF Sport Patrick KIBBLE (GBR) Josh PRICE (GBR)	Aston Martin V8 Vantage GT4	4	<b>9:34.483</b>				
						1	6:00.801	62.80		0	
						2	3:33.682	37.20	1:47.358	4	90.27
26	61	GT4S	11	Academy Motorsport Ben HURST (CAN) Micah STANLEY (GBR)	Aston Martin V8 Vantage GT4	4	<b>9:37.125</b>				
						1	6:03.129	62.92		0	
						2	3:33.996	37.08	1:47.523	4	90.13
27	20	GT4PA	4	Balfe Motorsport Graham JOHNSON (GBR) Michael O'BRIEN (GBR)	McLaren 570S GT4	5	<b>9:45.276</b>				
						4	9:45.276	100.00	1:47.718	5	89.96
						0	0.000	0.00		0	
28	11	GT4PA	5	Beechdean AMR Kelvin FLETCHER (GBR) Martin PLOWMAN (GBR)	Aston Martin V8 Vantage GT4	4	<b>9:11.282</b>				
						2	7:24.888	80.70	1:48.759	2	89.10
						1	1:46.394	19.30		0	
29	77	GT4PA	6	Fox Motorsport Mark MURFITT (GBR) Michael BROADHURST (GBR)	Mercedes-AMG GT4	4	<b>9:19.349</b>				
						2	7:34.304	81.22	1:51.917	2	86.59
						1	1:45.045	18.78		0	
30	42	GT4S	12	Century Motorsport Mark KIMBER (GBR) Jacob MATHIASSEN (DNK)	BMW M4 GT4	4	<b>9:24.851</b>				
						2	7:38.876	81.24	1:53.273	2	85.55
						1	1:45.975	18.76		0	
31	58	GT4S	13	HHC Motorsport Tom JACKSON (GBR) Luke WILLIAMS (GBR)	McLaren 570S GT4	4	<b>9:40.064</b>				
						2	7:52.805	81.51	1:53.415	2	85.44
						1	1:47.259	18.49		0	
32	69	GT3PA	10	Barwell Motorsport Sam DE HAAN (GBR) Jonny COCKER (GBR)	Lamborghini Huracan GT3 EVO	4	<b>10:31.169</b>				
						2	6:29.423	61.70		0	
						1	2:50.411	27.00		0	
33	62	GT4S	14	Academy Motorsport Alex TOTH-JONES (GBR) Will MOORE (GBR)	Aston Martin V8 Vantage GT4	3	<b>9:42.872</b>				
						1	5:43.002	58.85		0	
						1	3:59.870	41.15		0	
34	5	GT4S	15	Tolman Motorsport Jordan COLLARD (GBR) Lewis PROCTOR (GBR)	McLaren 570S GT4	2	<b>5:49.213</b>				
						0	3:57.873	68.12		0	
						1	1:51.340	31.88		0	

Weather / Track : Sunny / Dry

Oulton Park International  
Circuit Length = 2.6920 miles  
Start: 09:00 Flag 09:10 End: 09:13



# British GT Championship

## WARM UP - PIT STOP ANALYSIS

<b>P1</b>	<b>2 GT3PA</b>	<b>TF Sport</b>	<b>Aston Martin V8 Vantage GT3</b>				
D1: Mark FARMER	Total Stint: 1 Laps - 4:42.267 (41.55%)		Best Lap: 1:35.552 On Lap 6 @ 101.42 mph				
D2: Nicki THIM	Total Stint: 4 Laps - 6:37.028 (58.45%)						
STOP	IN TIME	DRIVER IN	STINT TIME	STOP TIME	TOTAL STOP TIME	OUT TIME	DRIVER OUT
1 -	09:03:43.462	Mark FARMER	3:29.437	1:12.830	1:12.830	09:04:56.292	Nicki THIM
-	Finish	Nicki THIM	6:37.028				
<b>P2</b>	<b>9 GT3PA</b>	<b>Century Motorsport</b>	<b>BMW M6 GT3</b>				
D1: Adrian WILLMOTT	Total Stint: 5 Laps - 11:24.977 (100%)		Best Lap: 1:36.139 On Lap 2 @ 100.80 mph				
D2: Jack MITCHELL	Total Stint: 0 Laps						
STOP	IN TIME	DRIVER IN	STINT TIME	STOP TIME	TOTAL STOP TIME	OUT TIME	DRIVER OUT
1 -	09:05:20.988	Jack MITCHELL	5:02.506	1.536	1.536	09:05:22.524	Jack MITCHELL
2 -	09:11:43.459	Adrian WILLMOTT					
<b>P3</b>	<b>31 GT3PA</b>	<b>JRM Racing</b>	<b>Bentley Continental GT3</b>				
D1: Rick PARFITT JNR	Total Stint: 3 Laps - 6:30.840 (100%)		Best Lap: 1:36.271 On Lap 3 @ 100.66 mph				
D2: Seb MORRIS	Total Stint: 0 Laps						
STOP	IN TIME	DRIVER IN	STINT TIME	STOP TIME	TOTAL STOP TIME	OUT TIME	DRIVER OUT
1 -	09:08:00.409	Seb MORRIS					
<b>P4</b>	<b>47 GT3PA</b>	<b>TF Sport</b>	<b>Aston Martin V8 Vantage GT3</b>				
D1: Graham DAVIDSON	Total Stint: 4 Laps - 9:50.368 (100%)		Best Lap: 1:36.640 On Lap 2 @ 100.28 mph				
D2: Jonny ADAM	Total Stint: 0 Laps						
STOP	IN TIME	DRIVER IN	STINT TIME	STOP TIME	TOTAL STOP TIME	OUT TIME	DRIVER OUT
1 -	09:05:26.499	Jonny ADAM	5:04.194	1:27.007	1:27.007	09:06:53.506	Graham DAVIDSON
-	Finish	Graham DAVIDSON	3:19.167				
<b>P5</b>	<b>8 GT3PA</b>	<b>Team ABBA Racing</b>	<b>Mercedes-AMG GT3</b>				
D1: Richard NEARY	Total Stint: 4 Laps - 8:18.842 (87.48%)		Best Lap: 1:37.496 On Lap 3 @ 99.40 mph				
D2: Adam CHRISTODOULOU	Total Stint: 0 Laps						
STOP	IN TIME	DRIVER IN	STINT TIME	STOP TIME	TOTAL STOP TIME	OUT TIME	DRIVER OUT
1 -	09:03:26.562	Richard NEARY	1:42.904	1:11.371	1:11.371	09:04:37.933	Richard NEARY
2 -	09:11:13.871	Richard NEARY					
<b>P6</b>	<b>7 GT3S</b>	<b>Team Parker Racing</b>	<b>Bentley Continental GT3</b>				
D1: Ryan RATCLIFFE	Total Stint: 4 Laps - 9:42.910 (100%)		Best Lap: 1:37.751 On Lap 5 @ 99.14 mph				
D2: Glynn GEDDIE	Total Stint: 0 Laps						
STOP	IN TIME	DRIVER IN	STINT TIME	STOP TIME	TOTAL STOP TIME	OUT TIME	DRIVER OUT
1 -	09:05:45.216	Glynn GEDDIE	5:14.128	1:12.176	1:12.176	09:06:57.392	Ryan RATCLIFFE
-	Finish	Ryan RATCLIFFE	3:16.606				
<b>P7</b>	<b>6 GT3PA</b>	<b>RAM Racing</b>	<b>Mercedes-AMG GT3</b>				
D1: Ian LOGGIE	Total Stint: 4 Laps - 9:35.126 (100%)		Best Lap: 1:38.258 On Lap 4 @ 98.63 mph				
D2: Callum MACLEOD	Total Stint: 0 Laps						
STOP	IN TIME	DRIVER IN	STINT TIME	STOP TIME	TOTAL STOP TIME	OUT TIME	DRIVER OUT
1 -	09:04:25.429	Callum MACLEOD	3:29.250	1:10.650	1:10.650	09:05:36.079	Ian LOGGIE
-	Finish	Ian LOGGIE	4:55.226				
<b>P8</b>	<b>3 GT3PA</b>	<b>Century Motorsport</b>	<b>BMW M6 GT3</b>				
D1: Dominic PAUL	Total Stint: 4 Laps - 9:46.945 (100%)		Best Lap: 1:38.388 On Lap 4 @ 98.50 mph				
D2: Ben GREEN	Total Stint: 0 Laps						
STOP	IN TIME	DRIVER IN	STINT TIME	STOP TIME	TOTAL STOP TIME	OUT TIME	DRIVER OUT
1 -	09:03:45.759	Ben GREEN	3:29.791	1.534	1.534	09:03:47.293	Ben GREEN
-	Finish	Ben GREEN	6:15.620				
<b>P10</b>	<b>99 GT3PA</b>	<b>Beechdean AMR</b>	<b>Aston Martin V8 Vantage GT3</b>				
D1: Andrew HOWARD	Total Stint: 4 Laps - 8:36.459 (100%)		Best Lap: 1:40.343 On Lap 4 @ 96.58 mph				
D2: Marco SØRENSEN	Total Stint: 0 Laps						
STOP	IN TIME	DRIVER IN	STINT TIME	STOP TIME	TOTAL STOP TIME	OUT TIME	DRIVER OUT
1 -	09:09:27.573	Andrew HOWARD					

Weather / Track : Sunny / Dry

Oulton Park International  
Circuit Length = 2.6920 miles  
Start: 09:00 Flag 09:10 End: 09:13

# British GT Championship

## WARM UP - PIT STOP ANALYSIS

<b>P11</b>	<b>18</b>	<b>GTCPA</b>	<b>WPI Motorsport</b>	<b>Porsche 911 GT3 Cup</b>			
D1: Michael IGOE	Total Stint: 2 Laps		- 6:36.854 (66.29%)	Best Lap: 1:45.702 On Lap 2 @ 91.68 mph			
D2: Adam WILCOX	Total Stint: 2 Laps		- 3:21.816 (33.71%)	Best Lap: 1:40.962 On Lap 5 @ 95.98 mph			

STOP	IN TIME	DRIVER IN	STINT TIME	STOP TIME	TOTAL STOP TIME	OUT TIME	DRIVER OUT
1 -	09:06:02.961	Michael IGOE	5:19.945	1:16.909	1:16.909	09:07:19.870	Adam WILCOX
-	Finish	Adam WILCOX	3:21.816				

<b>P13</b>	<b>19</b>	<b>GT4S</b>	<b>Multimatic Motorsports</b>	<b>Ford Mustang GT4</b>			
D1: Jade BUFORD	Total Stint: 4 Laps		- 9:00.692 (86.42%)	Best Lap: 1:44.837 On Lap 3 @ 92.44 mph			
D2: Chad MCCUMBEE	Total Stint: 0 Laps						

STOP	IN TIME	DRIVER IN	STINT TIME	STOP TIME	TOTAL STOP TIME	OUT TIME	DRIVER OUT
1 -	09:07:43.149	Chad MCCUMBEE	7:16.869	1:24.969	1:24.969	09:09:08.118	Chad MCCUMBEE
-	Finish	Chad MCCUMBEE	1:43.823				

<b>P14</b>	<b>15</b>	<b>GT4S</b>	<b>Multimatic Motorsports</b>	<b>Ford Mustang GT4</b>			
D1: Scott MAXWELL	Total Stint: 4 Laps		- 9:11.467 (100%)	Best Lap: 1:44.856 On Lap 3 @ 92.42 mph			
D2: Seb PRIAULX	Total Stint: 0 Laps						

STOP	IN TIME	DRIVER IN	STINT TIME	STOP TIME	TOTAL STOP TIME	OUT TIME	DRIVER OUT
1 -	09:09:40.073	Scott MAXWELL					

<b>P15</b>	<b>97</b>	<b>GT4S</b>	<b>TF Sport</b>	<b>Aston Martin V8 Vantage GT4</b>			
D1: Ashley HAND	Total Stint: 1 Laps		- 5:57.076 (52.55%)	Best Lap: 1:44.977 On Lap 4 @ 92.31 mph			
D2: Tom CANNING	Total Stint: 3 Laps		- 5:22.474 (47.45%)				

STOP	IN TIME	DRIVER IN	STINT TIME	STOP TIME	TOTAL STOP TIME	OUT TIME	DRIVER OUT
1 -	09:04:23.963	Ashley HAND	3:54.154	2:02.922	2:02.922	09:06:26.885	Tom CANNING
2 -	09:11:49.359	Tom CANNING					

<b>P16</b>	<b>4</b>	<b>GT4S</b>	<b>Tolman Motorsport</b>	<b>McLaren 570S GT4</b>			
D1: James DORLIN	Total Stint: 4 Laps		- 10:22.590 (100%)	Best Lap: 1:45.258 On Lap 2 @ 92.07 mph			
D2: Josh SMITH	Total Stint: 0 Laps						

STOP	IN TIME	DRIVER IN	STINT TIME	STOP TIME	TOTAL STOP TIME	OUT TIME	DRIVER OUT
1 -	09:07:50.457	Josh SMITH	7:11.765	1:27.150	1:27.150	09:09:17.607	James DORLIN
-	Finish	James DORLIN	1:43.675				

<b>P17</b>	<b>44</b>	<b>GT4PA</b>	<b>Invictus Games Racing</b>	<b>Jaguar F-TYPE SVR GT4</b>			
D1: Steve MCCULLEY	Total Stint: 4 Laps		- 9:09.362 (93.43%)	Best Lap: 1:45.349 On Lap 3 @ 91.99 mph			
D2: Matthew GEORGE	Total Stint: 0 Laps						

STOP	IN TIME	DRIVER IN	STINT TIME	STOP TIME	TOTAL STOP TIME	OUT TIME	DRIVER OUT
1 -	09:02:58.267	Steve MCCULLEY	1:58.577	38.619	38.619	09:03:36.886	Steve MCCULLEY
-	Finish	Steve MCCULLEY	7:10.785				

<b>P18</b>	<b>43</b>	<b>GT4S</b>	<b>Century Motorsport</b>	<b>BMW M4 GT4</b>			
D1: Andrew GORDON-COLEBROC	Total Stint: 1 Laps		- 5:27.048 (50.6%)	Best Lap: 1:45.626 On Lap 5 @ 91.75 mph			
D2: Angus FENDER	Total Stint: 3 Laps		- 5:19.281 (49.4%)				

STOP	IN TIME	DRIVER IN	STINT TIME	STOP TIME	TOTAL STOP TIME	OUT TIME	DRIVER OUT
1 -	09:04:27.126	Andrew GORDON-COLE	3:50.865	1:36.183	1:36.183	09:06:03.309	Angus FENDER
-	Finish	Angus FENDER	5:19.281				

<b>P19</b>	<b>66</b>	<b>GT4PA</b>	<b>Team Parker Racing</b>	<b>Mercedes-AMG GT4</b>			
D1: Nick JONES	Total Stint: 4 Laps		- 8:57.242 (83.07%)	Best Lap: 1:45.737 On Lap 3 @ 91.65 mph			
D2: Scott MALVERN	Total Stint: 0 Laps						

STOP	IN TIME	DRIVER IN	STINT TIME	STOP TIME	TOTAL STOP TIME	OUT TIME	DRIVER OUT
1 -	09:07:46.541	Nick JONES	7:12.481	1:49.458	1:49.458	09:09:35.999	Nick JONES
-	Finish	Nick JONES	1:44.761				

<b>P20</b>	<b>23</b>	<b>GT4S</b>	<b>RACE Performance</b>	<b>Ford Mustang GT4</b>			
D1: Sam SMELT	Total Stint: 1 Laps		- 5:16.980 (48.37%)	Best Lap: 1:45.806 On Lap 5 @ 91.59 mph			
D2: Aron TAYLOR-SMITH	Total Stint: 3 Laps		- 5:20.019 (48.84%)				

STOP	IN TIME	DRIVER IN	STINT TIME	STOP TIME	TOTAL STOP TIME	OUT TIME	DRIVER OUT
1 -	09:02:24.896	Sam SMELT	2:00.800	18.273	18.273	09:02:43.169	Sam SMELT

# British GT Championship

## WARM UP - PIT STOP ANALYSIS

2 - 09:04:36.810 Sam SMELT 1:53.641 1:22.539 1:40.812 09:05:59.349 Áró n TAYLOR-SMITH  
 - Finish Áró n TAYLOR-SMITH 5:20.019

<b>P22</b>	<b>57 GT4S</b>	<b>HHC Motorsport</b>	<b>McLaren 570S GT4</b>
D1: Dean MACDONALD	Total Stint: 4 Laps - 11:22.900 (100%)	Best Lap: 1:46.462 On Lap 5 @ 91.03 mph	
D2: Callum POINTON	Total Stint: 0 Laps		

STOP	IN TIME	DRIVER IN	STINT TIME	STOP TIME	TOTAL STOP TIME	OUT TIME	DRIVER OUT
1 -	09:06:06.315	Callum POINTON	5:41.232	2:01.502	2:01.502	09:08:07.817	Dean MACDONALD
-	Finish	Dean MACDONALD	3:40.166				

<b>P23</b>	<b>35 GT4S</b>	<b>Optimum Motorsport</b>	<b>Aston Martin V8 Vantage GT4</b>
D1: Connor O'BRIEN	Total Stint: 1 Laps - 5:39.958 (61.35%)	Best Lap: 1:46.559 On Lap 4 @ 90.94 mph	
D2: Jack BUTEL	Total Stint: 2 Laps - 3:34.176 (38.65%)		

STOP	IN TIME	DRIVER IN	STINT TIME	STOP TIME	TOTAL STOP TIME	OUT TIME	DRIVER OUT
1 -	09:05:12.325	Connor O'BRIEN	3:40.594	1:59.364	1:59.364	09:07:11.689	Jack BUTEL
-	Finish	Jack BUTEL	3:34.176				

<b>P24</b>	<b>75 GT4S</b>	<b>Optimum Motorsport</b>	<b>Aston Martin V8 Vantage GT4</b>
D1: Patrik MATTHIESEN	Total Stint: 1 Laps - 5:55.304 (62.31%)	Best Lap: 1:47.105 On Lap 4 @ 90.48 mph	
D2: Mike ROBINSON	Total Stint: 2 Laps - 3:34.945 (37.69%)		

STOP	IN TIME	DRIVER IN	STINT TIME	STOP TIME	TOTAL STOP TIME	OUT TIME	DRIVER OUT
1 -	09:04:45.781	Patrik MATTHIESEN	3:51.512	2:03.792	2:03.792	09:06:49.573	Mike ROBINSON
-	Finish	Mike ROBINSON	3:34.945				

<b>P25</b>	<b>95 GT4S</b>	<b>TF Sport</b>	<b>Aston Martin V8 Vantage GT4</b>
D1: Patrick KIBBLE	Total Stint: 1 Laps - 6:00.801 (62.8%)	Best Lap: 1:47.358 On Lap 4 @ 90.27 mph	
D2: Josh PRICE	Total Stint: 2 Laps - 3:33.682 (37.2%)		

STOP	IN TIME	DRIVER IN	STINT TIME	STOP TIME	TOTAL STOP TIME	OUT TIME	DRIVER OUT
1 -	09:04:11.343	Patrick KIBBLE	3:38.197	2:22.604	2:22.604	09:06:33.947	Josh PRICE
-	Finish	Josh PRICE	3:33.682				

<b>P26</b>	<b>61 GT4S</b>	<b>Academy Motorsport</b>	<b>Aston Martin V8 Vantage GT4</b>
D1: Ben HURST	Total Stint: 1 Laps - 6:03.129 (62.92%)	Best Lap: 1:47.523 On Lap 4 @ 90.13 mph	
D2: Micah STANLEY	Total Stint: 2 Laps - 3:33.996 (37.08%)		

STOP	IN TIME	DRIVER IN	STINT TIME	STOP TIME	TOTAL STOP TIME	OUT TIME	DRIVER OUT
1 -	09:04:39.052	Ben HURST	3:57.345	2:05.784	2:05.784	09:06:44.836	Micah STANLEY
-	Finish	Micah STANLEY	3:33.996				

<b>P28</b>	<b>11 GT4PA</b>	<b>Beechdean AMR</b>	<b>Aston Martin V8 Vantage GT4</b>
D1: Kelvin FLETCHER	Total Stint: 2 Laps - 7:24.888 (80.7%)	Best Lap: 1:48.759 On Lap 2 @ 89.10 mph	
D2: Martin PLOWMAN	Total Stint: 1 Laps - 1:46.394 (19.3%)		

STOP	IN TIME	DRIVER IN	STINT TIME	STOP TIME	TOTAL STOP TIME	OUT TIME	DRIVER OUT
1 -	09:06:36.615	Kelvin FLETCHER	5:34.342	1:50.546	1:50.546	09:08:27.161	Martin PLOWMAN
-	Finish	Martin PLOWMAN	1:46.394				

<b>P29</b>	<b>77 GT4PA</b>	<b>Fox Motorsport</b>	<b>Mercedes-AMG GT4</b>
D1: Mark MURFITT	Total Stint: 2 Laps - 7:34.304 (81.22%)	Best Lap: 1:51.917 On Lap 2 @ 86.59 mph	
D2: Michael BROADHURST	Total Stint: 1 Laps - 1:45.045 (18.78%)		

STOP	IN TIME	DRIVER IN	STINT TIME	STOP TIME	TOTAL STOP TIME	OUT TIME	DRIVER OUT
1 -	09:06:35.382	Mark MURFITT	5:46.425	1.634	1.634	09:06:37.016	Mark MURFITT
-	Finish	Mark MURFITT	3:31.290				

<b>P30</b>	<b>42 GT4S</b>	<b>Century Motorsport</b>	<b>BMW M4 GT4</b>
D1: Mark KIMBER	Total Stint: 2 Laps - 7:38.876 (81.24%)	Best Lap: 1:53.273 On Lap 2 @ 85.55 mph	
D2: Jacob MATHIASSEN	Total Stint: 1 Laps - 1:45.975 (18.76%)		

STOP	IN TIME	DRIVER IN	STINT TIME	STOP TIME	TOTAL STOP TIME	OUT TIME	DRIVER OUT
1 -	09:06:38.908	Mark KIMBER	5:37.819	2:01.057	2:01.057	09:08:39.965	Jacob MATHIASSEN
-	Finish	Jacob MATHIASSEN	1:45.975				

# British GT Championship

## WARM UP - PIT STOP ANALYSIS

<b>P31</b>	<b>58 GT4S</b>	<b>HHC Motorsport</b>	<b>McLaren 570S GT4</b>
D1: Tom JACKSON		Total Stint: 2 Laps - 7:52.805 (81.51%)	Best Lap: 1:53.415 On Lap 2 @ 85.44 mph
D2: Luke WILLIAMS		Total Stint: 1 Laps - 1:47.259 (18.49%)	

STOP	IN TIME	DRIVER IN	STINT TIME	STOP TIME	TOTAL STOP TIME	OUT TIME	DRIVER OUT
1 -	09:06:19.376	Tom JACKSON	5:52.199	2:00.606	2:00.606	09:08:19.982	Luke WILLIAMS
-	Finish	Luke WILLIAMS	1:47.259				

<b>P32</b>	<b>69 GT3PA</b>	<b>Barwell Motorsport</b>	<b>Lamborghini Huracan GT3 EVO</b>
D1: Sam DE HAAN		Total Stint: 2 Laps - 6:29.423 (61.7%)	
D2: Jonny COCKER		Total Stint: 1 Laps - 2:50.411 (27%)	

STOP	IN TIME	DRIVER IN	STINT TIME	STOP TIME	TOTAL STOP TIME	OUT TIME	DRIVER OUT
1 -	09:02:30.559	Sam DE HAAN	1:53.063	1:11.321	1:11.321	09:03:41.880	Jonny COCKER
2 -	09:05:24.936	Jonny COCKER	1:43.056	1:07.355	2:18.676	09:06:32.291	Sam DE HAAN
3 -	09:08:18.791	Sam DE HAAN	1:46.500	1:11.335	3:30.011	09:09:30.126	Sam DE HAAN
-	Finish	Sam DE HAAN	1:38.539				

<b>P33</b>	<b>62 GT4S</b>	<b>Academy Motorsport</b>	<b>Aston Martin V8 Vantage GT4</b>
D1: Alex TOTH-JONES		Total Stint: 1 Laps - 5:43.002 (58.85%)	
D2: Will MOORE		Total Stint: 1 Laps - 3:59.870 (41.15%)	

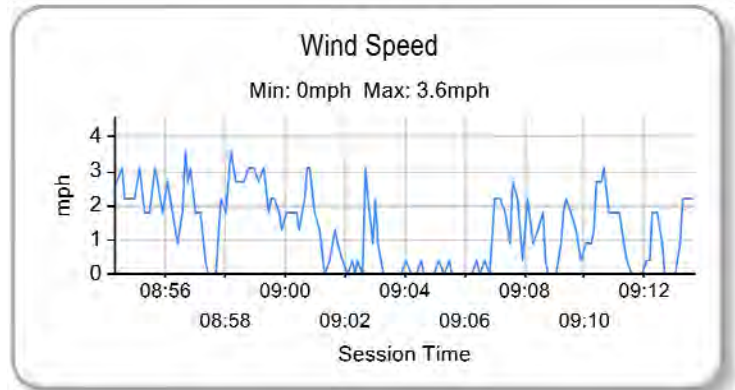
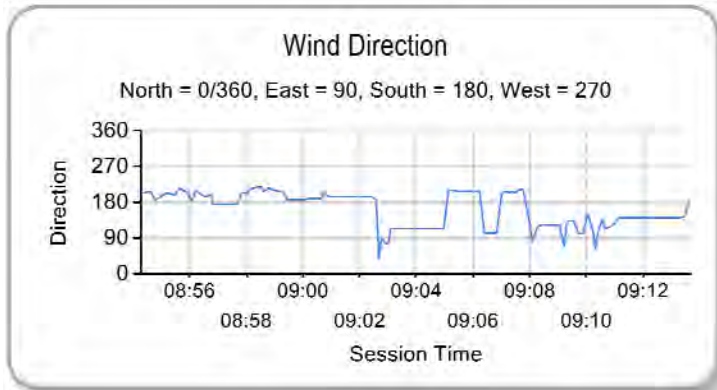
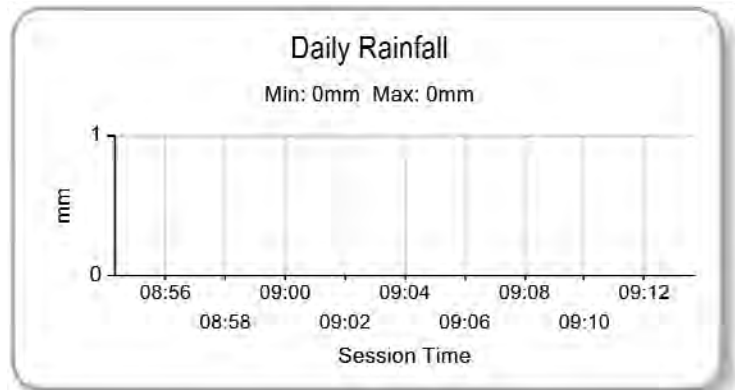
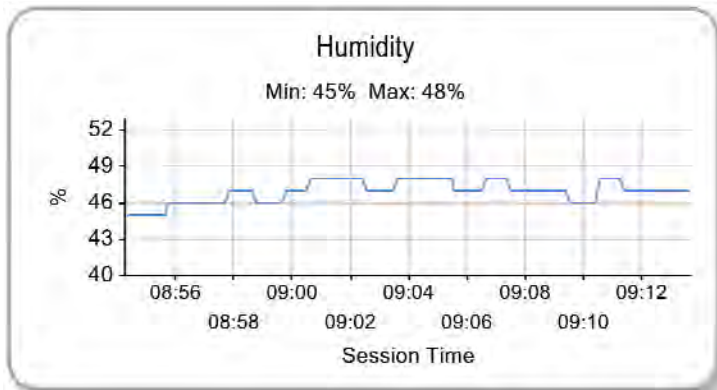
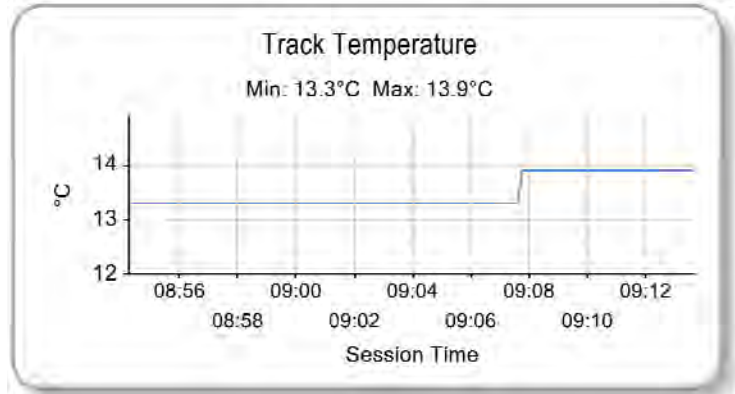
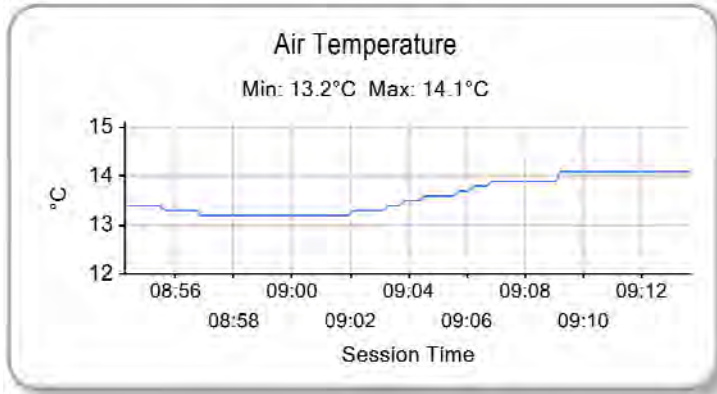
STOP	IN TIME	DRIVER IN	STINT TIME	STOP TIME	TOTAL STOP TIME	OUT TIME	DRIVER OUT
1 -	09:02:32.833	Alex TOTH-JONES	1:52.865	2:02.237	2:02.237	09:04:35.070	Will MOORE
2 -	09:06:23.239	Will MOORE	1:48.169	2:11.701	4:13.938	09:08:34.940	Alex TOTH-JONES
3 -	09:10:22.840	Alex TOTH-JONES					

<b>P34</b>	<b>5 GT4S</b>	<b>Tolman Motorsport</b>	<b>McLaren 570S GT4</b>
D1: Jordan COLLARD		Total Stint: 0 Laps - 3:57.873 (68.12%)	
D2: Lewis PROCTOR		Total Stint: 1 Laps - 1:51.340 (31.88%)	

STOP	IN TIME	DRIVER IN	STINT TIME	STOP TIME	TOTAL STOP TIME	OUT TIME	DRIVER OUT
1 -	09:03:11.921	Jordan COLLARD	1:56.686	2:01.187	2:01.187	09:05:13.108	Lewis PROCTOR
2 -	09:07:04.448	Lewis PROCTOR					

# British GT Championship

## WARM UP - WEATHER CONDITIONS



Weather / Track : Sunny / Dry

Results can be found at [www.tsl-timing.com](http://www.tsl-timing.com)

Oulton Park International  
 Circuit Length = 2.6920 miles  
 Start: 09:00 Flag 09:10 End: 09:13

Printed - 09:23 Monday, 22 April 2019

# British GT Championship

## WARM UP - STATISTICS

**Competitors Started** 34  
**Planned Start** 2019-04-22 @ 09:00:00.000  
**Actual Start** 2019-04-22 @ 09:00:01.255  
**Finish Time** 2019-04-22 @ 09:10:02.690  
**Track Length** 2.6920mi.  
**Total Laps** 158  
**Total Distance Covered** 425.3405mi.

### Session Fastest Lap History

NO	CL	NAME	LAP TIME	TIME OF DAY	LAP	VEHICLE
9	GT3PA	<b>Century Motorsport</b> <i>J. MITCHELL</i>	<b>1:36.139</b>	09:03:41.200	2	BMW M6 GT3
2	GT3PA	<b>TF Sport</b> <i>M. FARMER</i>	<b>1:35.552</b>	09:11:33.332	6	Aston Martin V8 Vantage GT3

### Flag History

TYPE	TIME OF DAY
GREEN	09:00:01.255
FINISH	09:10:02.690

### Flag Statistics

TYPE	COUNT	TOTAL LAPS	TOTAL TIME
Green	1	6	13:43.520
Red	0	0	0.000
Safety Car	0	0	0.000
FCY	0	0	0.000

Weather / Track : Sunny / Dry

These results are provisional until the conclusion of any judicial and technical matters.

Oulton Park International  
 Circuit Length = 2.6920 miles  
 Start: 09:00 Flag 09:10 End: 09:13

Race Director : Peter Daly	Stewards :	Timekeeper :
----------------------------	------------	--------------

**British GT Championship**  
**WARM UP - STATISTICS**

**CLASS : GT3PA**

10 Starters

**Fastest Lap History**

NO	NAME	LAP TIME	TIME OF DAY	LAP	VEHICLE
9	<b>Century Motorsport</b> <i>J. MITCHELL</i>	<b>1:36.139</b>	09:03:41.200	2	BMW M6 GT3
2	<b>TF Sport</b> <i>M. FARMER</i>	<b>1:35.552</b>	09:11:33.332	6	Aston Martin V8 Vantage GT3

**Weather / Track : Sunny / Dry**

**These results are provisional until the conclusion of any judicial and technical matters.**

Oulton Park International  
Circuit Length = 2.6920 miles  
Start: 09:00 Flag 09:10 End: 09:13

Race Director : Peter Daly	Stewards :	Timekeeper :
----------------------------	------------	--------------

**British GT Championship**  
**WARM UP - STATISTICS**

**CLASS : GT3S**

**2 Starters**

**Fastest Lap History**

NO	NAME	LAP TIME	TIME OF DAY	LAP	VEHICLE
7	<b>Team Parker Racing</b> <i>G. GEDDIE</i>	<b>1:39.433</b>	09:03:59.719	2	Bentley Continental GT3
7	<b>Team Parker Racing</b> <i>R. RATCLIFFE</i>	<b>1:37.751</b>	09:10:14.016	5	Bentley Continental GT3

**Weather / Track : Sunny / Dry**

**These results are provisional until the conclusion of any judicial and technical matters.**

Oulton Park International  
Circuit Length = 2.6920 miles  
Start: 09:00 Flag 09:10 End: 09:13

Race Director : Peter Daly	Stewards :	Timekeeper :
----------------------------	------------	--------------



**British GT Championship**  
**WARM UP - STATISTICS**

**CLASS : GT4S**

15 Starters

**Fastest Lap History**

NO	NAME	LAP TIME	TIME OF DAY	LAP	VEHICLE
19	<b>Multimatic Motorsports</b> <i>J. BUFORD</i>	<b>1:45.611</b>	09:04:07.484	2	Ford Mustang GT4
4	<b>Tolman Motorsport</b> <i>SMITH</i>	<b>1:45.258</b>	09:04:14.198	2	McLaren 570S GT4
19	<b>Multimatic Motorsports</b> <i>J. BUFORD</i>	<b>1:44.837</b>	09:05:52.322	3	Ford Mustang GT4

**Weather / Track : Sunny / Dry**

**These results are provisional until the conclusion of any judicial and technical matters.**

Oulton Park International  
Circuit Length = 2.6920 miles  
Start: 09:00 Flag 09:10 End: 09:13

Race Director : Peter Daly	Stewards :	Timekeeper :
----------------------------	------------	--------------

**British GT Championship**  
**WARM UP - STATISTICS**

**CLASS : GT4PA**

**6 Starters**

**Fastest Lap History**

NO	NAME	LAP TIME	TIME OF DAY	LAP	VEHICLE
66	<b>Team Parker Racing</b> <i>N. JONES</i>	<b>1:46.056</b>	09:04:11.065	2	Mercedes-AMG GT4
66	<b>Team Parker Racing</b> <i>N. JONES</i>	<b>1:45.737</b>	09:05:56.800	3	Mercedes-AMG GT4
32	<b>Track Focused</b> <i>S. COOPER</i>	<b>1:45.661</b>	09:06:21.191	3	KTM X-Bow GT4
44	<b>Invictus Games Racing</b> <i>S. MCCULLEY</i>	<b>1:45.349</b>	09:07:11.345	3	Jaguar F-TYPE SVR GT4
32	<b>Track Focused</b> <i>S. COOPER</i>	<b>1:45.274</b>	09:08:06.466	4	KTM X-Bow GT4
32	<b>Track Focused</b> <i>S. COOPER</i>	<b>1:44.602</b>	09:09:51.067	5	KTM X-Bow GT4

**Weather / Track : Sunny / Dry**

**These results are provisional until the conclusion of any judicial and technical matters.**

Oulton Park International  
Circuit Length = 2.6920 miles  
Start: 09:00 Flag 09:10 End: 09:13

Race Director : Peter Daly	Stewards :	Timekeeper :
----------------------------	------------	--------------

**British GT Championship**  
**WARM UP - STATISTICS**

**CLASS : GTCPA**

1 Starters

**Fastest Lap History**

NO	NAME	LAP TIME	TIME OF DAY	LAP	VEHICLE
18	<b>WPI Motorsport</b> <i>M. IGOE</i>	<b>1:45.702</b>	09:04:16.209	2	Porsche 911 GT3 Cup
18	<b>WPI Motorsport</b> <i>A. WILCOX</i>	<b>1:40.962</b>	09:10:41.711	5	Porsche 911 GT3 Cup

**Weather / Track : Sunny / Dry**

**These results are provisional until the conclusion of any judicial and technical matters.**

Oulton Park International  
Circuit Length = 2.6920 miles  
Start: 09:00 Flag 09:10 End: 09:13

Race Director : Peter Daly	Stewards :	Timekeeper :
----------------------------	------------	--------------

## British GT Championship

### RACE 9 - GRID (60 minutes)

ROW 19	37	<b>20</b>	Graham JOHNSON 1:45.812 Balfe Motorsport		
ROW 18	35	<b>32</b>	Mike MCCOLLUM 1:45.430 Track Focused	36	<b>66</b> Nick JONES 1:45.512 Team Parker Racing
ROW 17	33	<b>23</b>	Sam SMELT 1:45.408 RACE Performance	34	<b>75</b> Patrik MATTHIESEN 1:45.423 Optimum Motorsport
ROW 16	31	<b>77</b>	Mark MURFITT 1:45.270 Fox Motorsport	32	<b>44</b> Steve MCCULLEY 1:45.292 Invictus Games Racing
ROW 15	29	<b>61</b>	Ben HURST 1:44.930 Academy Motorsport	30	<b>97</b> Ashley HAND 1:45.244 TF Sport
ROW 14	27	<b>35</b>	Connor O'BRIEN 1:44.722 Optimum Motorsport	28	<b>43</b> Andrew GORDON-COLEBROOKE 1:44.794 Century Motorsport
ROW 13	25	<b>4</b>	James DORLIN 1:44.548 Tolman Motorsport	26	<b>11</b> Kelvin FLETCHER 1:44.605 Beechdean AMR
ROW 12	23	<b>42</b>	Mark KIMBER 1:44.478 Century Motorsport	24	<b>62</b> Alex TOTH-JONES 1:44.498 Academy Motorsport
ROW 11	21	<b>5</b>	Jordan COLLARD 1:44.279 Tolman Motorsport	22	<b>95</b> Patrick KIBBLE 1:44.377 TF Sport
ROW 10	19	<b>57</b>	Dean MACDONALD 1:43.892 HHC Motorsport	20	<b>58</b> Tom JACKSON 1:44.056 HHC Motorsport
ROW 9	17	<b>15</b>	Scott MAXWELL 1:43.553 Multimatic Motorsports	18	<b>19</b> Jade BUFORD 1:43.656 Multimatic Motorsports
ROW 8					
ROW 7	13	<b>18</b>	Michael IGOE 1:39.245 WPI Motorsport		
ROW 6	11	<b>96</b>	Oliver WILKINSON 1:36.951 Optimum Motorsport	12	<b>99</b> Andrew HOWARD 1:37.443 Beechdean AMR
ROW 5	9	<b>8</b>	Richard NEARY 1:36.584 Team ABBA Racing	10	<b>47</b> Graham DAVIDSON 1:36.742 TF Sport
ROW 4	7	<b>9</b>	Adrian WILLMOTT 1:36.371 Century Motorsport	8	<b>2</b> Mark FARMER 1:36.565 TF Sport
ROW 3	5	<b>3</b>	Dominic PAUL 1:36.044 Century Motorsport	6	<b>72</b> Adam BALON 1:36.050 Barwell Motorsport
ROW 2	3	<b>69</b>	Sam DE HAAN 1:35.699 Barwell Motorsport	4	<b>31</b> Rick PARFITT JNR 1:35.773 JRM Racing
ROW 1	1	<b>6</b>	Ian LOGGIE 1:35.061 RAM Racing	2	<b>7</b> Ryan RATCLIFFE 1:35.658 Team Parker Racing
<b>Pole</b>					

Car 22 withdrawn.

Oulton Park International  
Circuit Length = 2.6920 miles

These results are provisional until the conclusion of any judicial and technical matters.

Race Director : Peter Daly	Stewards :	Timekeeper :
----------------------------	------------	--------------

Results can be found at [www.tsl-timing.com](http://www.tsl-timing.com)

Printed - 08:38 Monday, 22 April 2019

## British GT Championship - Race 1 - Round 1

### RACE 9 - CLASSIFICATION - FINAL

POS	NO	CL	PIC	TEAM / DRIVERS	CAR	LAPS	TIME	GAP	DIFF	MPH	BEST	ON
1	31	GT3PA	1	JRM Racing Rick PARFITT (GBR) / Seb MORRIS (GBR)	Bentley Continental GT3	35	1:00:36.072			93.28	1:36.392	19
2	72	GT3PA	2	Barwell Motorsport Adam BALON (GBR) / Phil KEEN (GBR)	Lamborghini Huracan GT3 EVO	35	1:00:39.338	3.266	3.266	93.20	1:35.923	16
3	96	GT3S	1	Optimum Motorsport Oliver WILKINSON (GBR) / Bradley ELLIS (GBR)	Aston Martin V8 Vantage GT3	35	1:01:12.574	36.502	33.236	92.35	1:37.260	19
4	69	GT3PA	3	Barwell Motorsport Sam DE HAAN (GBR) / Jonny COCKER (GBR)	Lamborghini Huracan GT3 EVO	35	1:01:12.719	36.647	0.145	92.35	1:36.870	18
5	3	GT3PA	4	Century Motorsport Dominic PAUL (GBR) / Ben GREEN (GBR)	BMW M6 GT3	35	1:01:16.299	40.227	3.580	92.26	1:37.358	18
6	9	GT3PA	5	Century Motorsport Adrian WILLMOTT (GBR) / Jack MITCHELL (GBR)	BMW M6 GT3	35	1:01:17.185	41.113	0.886	92.24	1:37.239	19
7	47	GT3PA	6	TF Sport Graham DAVIDSON (GBR) / Jonny ADAM (GBR)	Aston Martin V8 Vantage GT3	35	1:01:17.591	41.519	0.406	92.23	1:36.894	30
8	8	GT3PA	7	Team ABBA Racing Richard NEARY (GBR) / Adam CHRISTODOULOU (GBR)	Mercedes-AMG GT3	35	1:01:18.143	42.071	0.552	92.21	1:37.081	20
9	99	GT3PA	8	Beechdean AMR Andrew HOWARD (GBR) / Marco SØRENSEN (DNK)	Aston Martin V8 Vantage GT3	35	1:01:18.827	42.755	0.684	92.20	1:37.128	20
10	2	GT3PA	9	TF Sport Mark FARMER (GBR) / Nicki THIMM (DNK)	Aston Martin V8 Vantage GT3	35	1:01:59.149	1:23.077	40.322	91.20	1:36.598	27
11	18	GTCPA	1	WPI Motorsport Michael IGOE (GBR) / Adam WILCOX (GBR)	Porsche 911 GT3 Cup	34	1:01:31.304	1 Lap	1 Lap	89.26	1:40.694	9
12	57	GT4S	1	HHC Motorsport Dean MACDONALD (GBR) / Callum POINTON (GBR)	McLaren 570S GT4	33	1:02:19.667	2 Laps	1 Lap	85.51	1:45.118	8
13	4	GT4S	2	Tolman Motorsport James DORLIN (GBR) / Josh SMITH (GBR)	McLaren 570S GT4	33	1:02:21.025	2 Laps	1.358	85.48	1:45.409	10
14	58	GT4S	3	HHC Motorsport Tom JACKSON (GBR) / Luke WILLIAMS (GBR)	McLaren 570S GT4	33	1:02:22.328	2 Laps	1.303	85.45	1:45.146	19
15	19	GT4S	4	Multimatic Motorsports Jade BUFORD (USA) / Chad MCCUMBEE (USA)	Ford Mustang GT4	32	1:00:36.953	3 Laps	1 Lap	85.26	1:45.089	8
16	95	GT4S	5	TF Sport Patrick KIBBLE (GBR) / Josh PRICE (GBR)	Aston Martin V8 Vantage GT4	32	1:00:40.592	3 Laps	3.639	85.18	1:45.488	15
17	44	GT4PA	1	Invictus Games Racing Steve MCCULLEY (GBR) / Matthew GEORGE (GBR)	Jaguar F-TYPE SVR GT4	32	1:00:41.310	3 Laps	0.718	85.16	1:45.910	26
18	11	GT4PA	2	Beechdean AMR Kelvin FLETCHER (GBR) / Martin PLOWMAN (GBR)	Aston Martin V8 Vantage GT4	32	1:00:41.466	3 Laps	0.156	85.16	1:46.169	17
19	20	GT4PA	3	Balfe Motorsport Graham JOHNSON (GBR) / Michael O'BRIEN (GBR)	McLaren 570S GT4	32	1:00:47.008	3 Laps	5.542	85.03	1:45.768	30
20	35	GT4S	6	Optimum Motorsport Connor O'BRIEN (IRL) / Jack BUTEL (GBR)	Aston Martin V8 Vantage GT4	32	1:00:55.878	3 Laps	8.870	84.82	1:46.216	10
21	77	GT4PA	4	Fox Motorsport Mark MURFITT (GBR) / Michael BROADHURST (GBR)	Mercedes-AMG GT4	32	1:00:57.329	3 Laps	1.451	84.79	1:45.947	20
22	42	GT4S	7	Century Motorsport Mark KIMBER (GBR) / Jacob MATHIASSEN (DNK)	BMW M4 GT4	32	1:00:57.737	3 Laps	0.408	84.78	1:46.030	10
23	66	GT4PA	5	Team Parker Racing Nick JONES (GBR) / Scott MALVERN (GBR)	Mercedes-AMG GT4	32	1:00:58.751	3 Laps	1.014	84.76	1:45.760	19
24	43	GT4S	8	Century Motorsport Andrew GORDON-COLEBROOKE (GBR) / Angus FENDER (GBR)	BMW M4 GT4	32	1:01:00.233	3 Laps	1.482	84.72	1:46.230	10
25	23	GT4S	9	RACE Performance Sam SMELT (GBR) / Arón TAYLOR-SMITH (IRL)	Ford Mustang GT4	32	1:01:04.474	3 Laps	4.241	84.62	1:45.951	27
26	62	GT4S	10	Academy Motorsport Alex TOTH-JONES (GBR) / Will MOORE (GBR)	Aston Martin V8 Vantage GT4	32	1:01:10.870	3 Laps	6.396	84.48	1:46.457	9
27	75	GT4S	11	Optimum Motorsport Patrik MATTHIESEN (GBR) / Mike ROBINSON (GBR)	Aston Martin V8 Vantage GT4	32	1:01:12.192	3 Laps	1.322	84.45	1:46.546	10
28	61	GT4S	12	Academy Motorsport Ben HURST (CAN) / Micah STANLEY (MCO)	Aston Martin V8 Vantage GT4	32	1:01:18.991	3 Laps	6.799	84.29	1:46.570	10
29	15	GT4S	13	Multimatic Motorsports Scott MAXWELL (CAN) / Seb PRIAULX (GBR)	Ford Mustang GT4	32	1:01:36.240	3 Laps	17.249	83.90	1:45.490	8
30	5	GT4S	14	Tolman Motorsport Jordan COLLARD (GBR) / Lewis PROCTOR (GBR)	McLaren 570S GT4	31	58:48.744	4 Laps	1 Lap	85.13	1:45.183	12
31	32	GT4PA	6	Track Focused Mike MCCOLLUM (GBR) / Sean COOPER (GBR)	KTM X-Bow GT4	24	48:45.474	11 Laps	7 Laps	79.50	1:45.622	22

NOT CLASSIFIED

NC	97	GT4S		TF Sport Ashley HAND (GBR) / Tom CANNING (GBR)	Aston Martin V8 Vantage GT4	11	21:36.712	24 Laps	13 Laps	82.21	1:46.637	9
NC	6	GT3PA		RAM Racing Ian LOGGIE (GBR) / Callum MACLEOD (GBR)	Mercedes-AMG GT3	1	1:39.091	34 Laps	10 Laps	97.80	1:39.091	1
NC	7	GT3S		Team Parker Racing Ryan RATCLIFFE (GBR) / Glynn GEDDIE (GBR)	Bentley Continental GT3	1	1:39.323	34 Laps	0.232	97.57	1:39.323	1

Car 7 - 15 seconds to be added to mandatory pit stop in race 2 at Oulton Park, Document number 42 refers.

Oulton Park International  
Circuit Length = 2.6920 miles  
Start: 11:15 Flag 12:15 End: 12:18

Weather / Track : Sunny / Dry

Race Director : Peter Daly	Stewards :	Timekeeper :
----------------------------	------------	--------------

# British GT Championship - Race 1 - Round 1

## RACE 9 - CLASSIFICATION - FINAL

			FASTEST LAP				160.36 kph
72	GT3PA	Barwell Motorsport Adam BALON (GBR) / Phil KEEN (GBR)	Lamborghini Huracan GT3 EVO	16	1:35.923	101.03 mph	<del>162.59</del> kph
96	GT3S	Optimum Motorsport Oliver WILKINSON (GBR) / Bradley ELLIS (GBR)	Aston Martin V8 Vantage GT3	19	1:37.260	99.64 mph	148.41 kph
18	GTCPA	WPI Motorsport Michael IGOE (GBR) / Adam WILCOX (GBR)	Porsche 911 GT3 Cup	9	1:40.694	96.24 mph	147.66 kph
19	GT4S	Multimatic Motorsports Jade BUFGORD (USA) / Chad MCCUMBEE (USA)	Ford Mustang GT4	8	1:45.089	92.21 mph	
32	GT4PA	Track Focused Mike MCCOLLUM (GBR) / Sean COOPER (GBR)	KTM X-Bow GT4	22	1:45.622	91.75 mph	

Weather / Track : Sunny / Dry

Oulton Park International  
Circuit Length = 2.6920 miles  
Start: 11:15 Flag 12:15 End: 12:18

Race Director : Peter Daly	Stewards :	Timekeeper :
----------------------------	------------	--------------

Results can be found at [www.tsl-timing.com](http://www.tsl-timing.com)

Page 2 of 2

Printed - 15:34 Monday, 22 April 2019

## British GT Championship - Race 1 - Round 1

### RACE 9 - CLASSIFICATION BY CATEGORY - FINAL

#### CATEGORY : GT3

POS	NO	CL	NAME	ENTRY	LAPS	TIME	GAP	DIFF	MPH	BEST	ON
1	31	GT3PA	JRM Racing	Bentley Continental GT3	35	1:00:36.072			100.54	1:36.392	19
2	72	GT3PA	Barwell Motorsport	Lamborghini Huracan GT3 EVO	35	1:00:39.338	3.266	3.266	101.03	1:35.923	16
3	96	GT3S	Optimum Motorsport	Aston Martin V8 Vantage GT3	35	1:01:12.574	36.502	33.236	99.64	1:37.260	19
4	69	GT3PA	Barwell Motorsport	Lamborghini Huracan GT3 EVO	35	1:01:12.719	36.647	0.145	100.04	1:36.870	18
5	3	GT3PA	Century Motorsport	BMW M6 GT3	35	1:01:16.299	40.227	3.580	99.54	1:37.358	18
6	9	GT3PA	Century Motorsport	BMW M6 GT3	35	1:01:17.185	41.113	0.886	99.66	1:37.239	19
7	47	GT3PA	TF Sport	Aston Martin V8 Vantage GT3	35	1:01:17.591	41.519	0.406	100.01	1:36.894	30
8	8	GT3PA	Team ABBA Racing	Mercedes-AMG GT3	35	1:01:18.143	42.071	0.552	99.82	1:37.081	20
9	99	GT3PA	Beechdean AMR	Aston Martin V8 Vantage GT3	35	1:01:18.827	42.755	0.684	99.77	1:37.128	20
10	2	GT3PA	TF Sport	Aston Martin V8 Vantage GT3	35	1:01:59.149	1:23.077	40.322	100.32	1:36.598	27
NC	6	GT3PA	RAM Racing	Mercedes-AMG GT3	1	1:39.091	34 Laps	34 Laps	97.80	1:39.091	1
NC	7	GT3S	Team Parker Racing	Bentley Continental GT3	1	1:39.323	34 Laps	0.232	97.57	1:39.323	1

#### CATEGORY : GT4

POS	NO	CL	NAME	ENTRY	LAPS	TIME	GAP	DIFF	MPH	BEST	ON
1	57	GT4S	HHC Motorsport	McLaren 570S GT4	33	1:02:19.667			92.19	1:45.118	8
2	4	GT4S	Tolman Motorsport	McLaren 570S GT4	33	1:02:21.025	1.358	1.358	91.93	1:45.409	10
3	58	GT4S	HHC Motorsport	McLaren 570S GT4	33	1:02:22.328	2.661	1.303	92.16	1:45.146	19
4	19	GT4S	Multimatic Motorsports	Ford Mustang GT4	32	1:00:36.953	1 Lap	1 Lap	92.21	1:45.089	8
5	95	GT4S	TF Sport	Aston Martin V8 Vantage GT4	32	1:00:40.592	1 Lap	3.639	91.87	1:45.488	15
6	44	GT4PA	Invictus Games Racing	Jaguar F-TYPE SVR GT4	32	1:00:41.310	1 Lap	0.718	91.50	1:45.910	26
7	11	GT4PA	Beechdean AMR	Aston Martin V8 Vantage GT4	32	1:00:41.466	1 Lap	0.156	91.28	1:46.169	17
8	20	GT4PA	Balfe Motorsport	McLaren 570S GT4	32	1:00:47.008	1 Lap	5.542	91.62	1:45.768	30
9	35	GT4S	Optimum Motorsport	Aston Martin V8 Vantage GT4	32	1:00:55.878	1 Lap	8.870	91.24	1:46.216	10
10	77	GT4PA	Fox Motorsport	Mercedes-AMG GT4	32	1:00:57.329	1 Lap	1.451	91.47	1:45.947	20
11	42	GT4S	Century Motorsport	BMW M4 GT4	32	1:00:57.737	1 Lap	0.408	91.40	1:46.030	10
12	66	GT4PA	Team Parker Racing	Mercedes-AMG GT4	32	1:00:58.751	1 Lap	1.014	91.63	1:45.760	19
13	43	GT4S	Century Motorsport	BMW M4 GT4	32	1:01:00.233	1 Lap	1.482	91.22	1:46.230	10
14	23	GT4S	RACE Performance	Ford Mustang GT4	32	1:01:04.474	1 Lap	4.241	91.46	1:45.951	27
15	62	GT4S	Academy Motorsport	Aston Martin V8 Vantage GT4	32	1:01:10.870	1 Lap	6.396	91.03	1:46.457	9
16	75	GT4S	Optimum Motorsport	Aston Martin V8 Vantage GT4	32	1:01:12.192	1 Lap	1.322	90.95	1:46.546	10
17	61	GT4S	Academy Motorsport	Aston Martin V8 Vantage GT4	32	1:01:18.991	1 Lap	6.799	90.93	1:46.570	10
18	15	GT4S	Multimatic Motorsports	Ford Mustang GT4	32	1:01:36.240	1 Lap	17.249	91.86	1:45.490	8
19	5	GT4S	Tolman Motorsport	McLaren 570S GT4	31	58:48.744	2 Laps	1 Lap	92.13	1:45.183	12
20	32	GT4PA	Track Focused	KTM X-Bow GT4	24	48:45.474	9 Laps	7 Laps	91.75	1:45.622	22
NC	97	GT4S	TF Sport	Aston Martin V8 Vantage GT4	11	21:36.712	22 Laps	13 Laps	90.88	1:46.637	9

#### CATEGORY : GTC

POS	NO	CL	NAME	ENTRY	LAPS	TIME	GAP	DIFF	MPH	BEST	ON
1	18	GTCPA	WPI Motorsport	Porsche 911 GT3 Cup	34	1:01:31.304			96.24	1:40.694	9

Car 7 - 15 seconds to be added to mandatory pit stop in race 2 at Oulton Park, Document number 42 refers.

Oulton Park International  
Circuit Length = 2.6920 miles  
Start: 11:15 Flag 12:15 End: 12:18

Weather / Track : Sunny / Dry

Race Director : Peter Daly	Stewards :	Timekeeper :
----------------------------	------------	--------------

## British GT Championship - Race 1 - Round 1

### RACE 9 - CLASSIFICATION BY CATEGORY - FINAL

FASTEST LAP

72	GT3PA	Barwell Motorsport	Lamborghini Huracan GT3 EVO -	16	1:35.923	101.03 mph	162.59 kph
96	GT3S	Optimum Motorsport	Aston Martin V8 Vantage GT3 -	19	1:37.260	99.64 mph	160.36 kph
18	GTCPA	WPI Motorsport	Porsche 911 GT3 Cup -	9	1:40.694	96.24 mph	154.89 kph
19	GT4S	Multimatic Motorsports	Ford Mustang GT4 -	8	1:45.089	92.21 mph	148.41 kph
32	GT4PA	Track Focused	KTM X-Bow GT4 -	22	1:45.622	91.75 mph	147.66 kph

Weather / Track : Sunny / Dry

Oulton Park International  
Circuit Length = 2.6920 miles  
Start: 11:15 Flag 12:15 End: 12:18

Race Director : Peter Daly

Stewards :

Timekeeper :



## British GT Championship - Race 1 - Round 1

### RACE 9 - CLASSIFICATION BY CLASS - FINAL

#### CLASS : GT3 - GT3PA

POS	NO	NAME	ENTRY	LAPS	TIME	GAP	DIFF	MPH	BEST	ON
1	31	JRM Racing	Bentley Continental GT3	35	1:00:36.072			93.28	1:36.392	19
2	72	Barwell Motorsport	Lamborghini Huracan GT3 EVO	35	1:00:39.338	3.266	3.266	93.20	1:35.923	16
3	69	Barwell Motorsport	Lamborghini Huracan GT3 EVO	35	1:01:12.719	36.647	33.381	92.35	1:36.870	18
4	3	Century Motorsport	BMW M6 GT3	35	1:01:16.299	40.227	3.580	92.26	1:37.358	18
5	9	Century Motorsport	BMW M6 GT3	35	1:01:17.185	41.113	0.886	92.24	1:37.239	19
6	47	TF Sport	Aston Martin V8 Vantage GT3	35	1:01:17.591	41.519	0.406	92.23	1:36.894	30
7	8	Team ABBA Racing	Mercedes-AMG GT3	35	1:01:18.143	42.071	0.552	92.21	1:37.081	20
8	99	Beechdean AMR	Aston Martin V8 Vantage GT3	35	1:01:18.827	42.755	0.684	92.20	1:37.128	20
9	2	TF Sport	Aston Martin V8 Vantage GT3	35	1:01:59.149	1:23.077	40.322	91.20	1:36.598	27
NC	6	RAM Racing	Mercedes-AMG GT3	1	1:39.091	34 Laps	34 Laps	97.80	1:39.091	1

#### CLASS : GT3 - GT3S

POS	NO	NAME	ENTRY	LAPS	TIME	GAP	DIFF	MPH	BEST	ON
1	96	Optimum Motorsport	Aston Martin V8 Vantage GT3	35	1:01:12.574			92.35	1:37.260	19
NC	7	Team Parker Racing	Bentley Continental GT3	1	1:39.323	34 Laps	34 Laps	97.57	1:39.323	1

#### CLASS : GT4 - GT4S

POS	NO	NAME	ENTRY	LAPS	TIME	GAP	DIFF	MPH	BEST	ON
1	57	HHC Motorsport	McLaren 570S GT4	33	1:02:19.667			85.51	1:45.118	8
2	4	Tolman Motorsport	McLaren 570S GT4	33	1:02:21.025	1.358	1.358	85.48	1:45.409	10
3	58	HHC Motorsport	McLaren 570S GT4	33	1:02:22.328	2.661	1.303	85.45	1:45.146	19
4	19	Multimatic Motorsports	Ford Mustang GT4	32	1:00:36.953	1 Lap	1 Lap	85.26	1:45.089	8
5	95	TF Sport	Aston Martin V8 Vantage GT4	32	1:00:40.592	1 Lap	3.639	85.18	1:45.488	15
6	35	Optimum Motorsport	Aston Martin V8 Vantage GT4	32	1:00:55.878	1 Lap	15.286	84.82	1:46.216	10
7	42	Century Motorsport	BMW M4 GT4	32	1:00:57.737	1 Lap	1.859	84.78	1:46.030	10
8	43	Century Motorsport	BMW M4 GT4	32	1:01:00.233	1 Lap	2.496	84.72	1:46.230	10
9	23	RACE Performance	Ford Mustang GT4	32	1:01:04.474	1 Lap	4.241	84.62	1:45.951	27
10	62	Academy Motorsport	Aston Martin V8 Vantage GT4	32	1:01:10.870	1 Lap	6.396	84.48	1:46.457	9
11	75	Optimum Motorsport	Aston Martin V8 Vantage GT4	32	1:01:12.192	1 Lap	1.322	84.45	1:46.546	10
12	61	Academy Motorsport	Aston Martin V8 Vantage GT4	32	1:01:18.991	1 Lap	6.799	84.29	1:46.570	10
13	15	Multimatic Motorsports	Ford Mustang GT4	32	1:01:36.240	1 Lap	17.249	83.90	1:45.490	8
14	5	Tolman Motorsport	McLaren 570S GT4	31	58:48.744	2 Laps	1 Lap	85.13	1:45.183	12
NC	97	TF Sport	Aston Martin V8 Vantage GT4	11	21:36.712	22 Laps	20 Laps	82.21	1:46.637	9

#### CLASS : GT4 - GT4PA

POS	NO	NAME	ENTRY	LAPS	TIME	GAP	DIFF	MPH	BEST	ON
1	44	Invictus Games Racing	Jaguar F-TYPE SVR GT4	32	1:00:41.310			85.16	1:45.910	26
2	11	Beechdean AMR	Aston Martin V8 Vantage GT4	32	1:00:41.466	0.156	0.156	85.16	1:46.169	17
3	20	Balfe Motorsport	McLaren 570S GT4	32	1:00:47.008	5.698	5.542	85.03	1:45.768	30
4	77	Fox Motorsport	Mercedes-AMG GT4	32	1:00:57.329	16.019	10.321	84.79	1:45.947	20
5	66	Team Parker Racing	Mercedes-AMG GT4	32	1:00:58.751	17.441	1.422	84.76	1:45.760	19
6	32	Track Focused	KTM X-Bow GT4	24	48:45.474	8 Laps	8 Laps	79.50	1:45.622	22

Car 7 - 15 seconds to be added to mandatory pit stop in race 2 at Oulton Park, Document number 42 refers.

Oulton Park International  
Circuit Length = 2.6920 miles  
Start: 11:15 Flag 12:15 End: 12:18

Weather / Track : Sunny / Dry

Race Director : Peter Daly	Stewards :	Timekeeper :
----------------------------	------------	--------------

## British GT Championship - Race 1 - Round 1

### RACE 9 - CLASSIFICATION BY CLASS - FINAL

CLASS : GTC - GTCPA

POS	NO	NAME	ENTRY	LAPS	TIME	GAP	DIFF	MPH	BEST	ON
1	18	WPI Motorsport	Porsche 911 GT3 Cup	34	1:01:31.304			89.26	1:40.694	9

#### FASTEST LAP

72	GT3PA	Barwell Motorsport	Lamborghini Huracan GT3 EVO -	16	1:35.923		101.03 mph	162.59 kph
96	GT3S	Optimum Motorsport	Aston Martin V8 Vantage GT3 -	19	1:37.260		99.64 mph	160.36 kph
18	GTCPA	WPI Motorsport	Porsche 911 GT3 Cup -	9	1:40.694		96.24 mph	154.89 kph
19	GT4S	Multimatic Motorsports	Ford Mustang GT4 -	8	1:45.089		92.21 mph	148.41 kph
32	GT4PA	Track Focused	KTM X-Bow GT4 -	22	1:45.622		91.75 mph	147.66 kph

Weather / Track : Sunny / Dry

Oulton Park International  
 Circuit Length = 2.6920 miles  
 Start: 11:15 Flag 12:15 End: 12:18

Race Director : Peter Daly

Stewards :

Timekeeper :

# British GT Championship - Race 1 - Round 1

## RACE 9 - LAP CHART

LAP 1 @ 11:16:58.179			LAP 2 @ 11:18:36.751			LAP 3 @ 11:20:20.833			LAP 4 @ 11:22:55.508			LAP 5 @ 11:25:18.047		
NO	BEHIND	LAP TIME	NO	BEHIND	LAP TIME	NO	BEHIND	LAP TIME	NO	BEHIND	LAP TIME	NO	BEHIND	LAP TIME
6		1:39.091	31		1:37.406	31		1:44.082	31		2:34.675	31		2:22.539
7	0.232	1:39.323	69	3.149	1:38.790	69	5.189	1:46.122	69	0.695	2:30.181	69	0.531	2:22.375
31	1.166	1:40.257	3	3.889	1:39.083	3	6.070	1:46.263	3	1.347	2:29.952	3	1.241	2:22.433
69	2.931	1:42.022	9	4.624	1:39.307	9	6.902	1:46.360	9	2.098	2:29.871	9	1.910	2:22.351
3	3.378	1:42.469	72	4.945	1:39.119	72	7.873	1:47.010	72	2.854	2:29.656	72	2.330	2:22.015
9	3.889	1:42.980	8	5.667	1:39.161	8	8.533	1:46.948	8	4.552	2:30.694	8	3.925	2:21.912
72	4.398	1:43.489	96	5.865	1:39.161	96	10.231	1:48.448	96	5.424	2:29.868	96	6.316	2:23.431
8	5.078	1:44.169	47	6.496	1:38.734	47	11.181	1:48.767	47	6.516	2:30.010	47	7.522	2:23.545
96	5.276	1:44.367	99	10.474	1:39.946	99	12.655	1:46.263	99	7.542	2:29.562	99	8.326	2:23.323
47	6.334	1:45.425	18	12.650	1:41.957	18	15.687	1:47.119	18	8.384	2:27.372	18	8.911	2:23.066
99	9.100	1:48.191	19	21.033	1:47.667	19	35.971	1:59.020	19	9.916	2:08.620	19	10.255	2:22.878
18	9.265	1:48.356	57	21.878	1:48.169	57	37.772	1:59.976	57	11.171	2:08.074	57	11.076	2:22.444
15	11.457	1:50.548	15	22.903	1:50.018	15	38.234	1:59.413	15	12.916	2:09.357	15	13.057	2:22.680
19	11.938	1:51.029	58	23.602	1:48.759	58	38.781	1:59.261	58	13.585	2:09.479	58	14.037	2:22.991
57	12.281	1:51.372	95	23.972	1:48.802	95	39.219	1:59.329	95	14.056	2:09.512	95	14.586	2:23.069
58	13.415	1:52.506	4	24.112	1:48.345	4	39.530	1:59.500	4	14.512	2:09.657	4	15.000	2:23.027
95	13.742	1:52.833	5	24.308	1:48.736	5	42.524	2:02.298	5	16.149	2:08.300	5	16.036	2:22.426
5	14.144	1:53.235	42	25.907	1:48.959	42	43.210	2:01.385	42	16.694	2:08.159	42	16.784	2:22.629
4	14.339	1:53.430	35	26.999	1:49.557	35	44.346	2:01.429	35	17.482	2:07.811	35	17.539	2:22.596
2	14.724	1:53.815	43	27.935	1:50.120	43	45.467	2:01.614	43	18.410	2:07.618	43	18.831	2:22.960
62	14.891	1:53.982	11	28.955	1:50.225	11	46.712	2:01.839	11	18.809	2:06.772	11	20.156	2:23.886
42	15.520	1:54.611	61	29.966	1:50.915	61	47.536	2:01.652	61	19.678	2:06.817	61	21.075	2:23.936
35	16.014	1:55.105	62	30.745	1:54.426	62	48.519	2:01.856	62	20.165	2:06.321	62	21.789	2:24.163
43	16.387	1:55.478	97	31.367	1:51.732	97	49.106	2:01.821	97	20.992	2:06.561	97	22.939	2:24.486
11	17.302	1:56.393	23	32.744	1:52.486	23	51.054	2:02.392	23	22.194	2:05.815	23	23.751	2:24.096
61	17.623	1:56.714	44	33.123	1:53.078	44	51.660	2:02.619	44	23.240	2:06.255	44	24.908	2:24.207
97	18.207	1:57.298	77	33.654	1:52.445	77	52.453	2:02.881	77	24.007	2:06.229	77	25.690	2:24.222
44	18.617	1:57.708	32	39.318	1:53.844	32	53.946	1:58.710	32	24.944	2:05.673	32	33.458	2:31.053
23	18.830	1:57.921	75	40.508	1:54.382	75	54.514	1:58.088	75	25.632	2:05.793	75	33.936	2:30.843
77	19.781	1:58.872	20	40.976	1:52.311	20	55.156	1:58.262	20	26.286	2:05.805	20	34.715	2:30.968
32	24.046	2:03.137	66	41.776	1:51.338	66	55.885	1:58.191	66	26.775	2:05.565	66	35.447	2:31.211
75	24.698	2:03.789	2	1:03.606	2:27.454	2	1:04.934	1:45.410	2	27.508	1:57.249	2	37.526	2:32.557
20	27.237	2:06.328							SC	3 Laps	2:22.904			
66	29.010	2:08.101												

Weather / Track : Sunny / Dry

Oulton Park International  
 Circuit Length = 2.6920 miles  
 Start: 11:15 Flag 12:15 End: 12:18

# British GT Championship - Race 1 - Round 1

## RACE 9 - LAP CHART

LAP 6 @ 11:27:37.423			LAP 7 @ 11:29:15.362			LAP 8 @ 11:30:52.570			LAP 9 @ 11:32:29.715			LAP 10 @ 11:34:07.128		
NO	BEHIND	LAP TIME	NO	BEHIND	LAP TIME	NO	BEHIND	LAP TIME	NO	BEHIND	LAP TIME	NO	BEHIND	LAP TIME
31		2:19.376	31		1:37.939	31		1:37.208	31		1:37.145	31		1:37.413
69	0.659	2:19.504	69	1.741	1:39.021	69	3.138	1:38.605	69	4.544	1:38.551	69	5.054	1:37.923
3	1.121	2:19.256	3	3.051	1:39.869	9	3.802	1:37.925	9	4.978	1:38.321	9	5.405	1:37.840
9	2.371	2:19.837	9	3.085	1:38.653	3	4.507	1:38.664	3	5.546	1:38.184	3	6.364	1:38.231
72	2.805	2:19.851	72	3.708	1:38.842	72	5.053	1:38.553	72	6.355	1:38.447	72	7.108	1:38.166
8	3.366	2:18.817	8	4.158	1:38.731	8	5.702	1:38.752	8	7.758	1:39.201	8	9.306	1:38.961
96	3.944	2:17.004	96	4.702	1:38.697	96	5.999	1:38.505	96	8.004	1:39.150	96	10.097	1:39.506
47	4.522	2:16.376	47	5.681	1:39.098	47	7.272	1:38.799	47	8.766	1:38.639	47	10.665	1:39.312
99	5.399	2:16.449	99	7.267	1:39.807	99	8.871	1:38.812	99	10.341	1:38.615	99	11.811	1:38.883
18	6.960	2:17.425	18	10.530	1:41.509	18	14.024	1:40.702	18	17.573	1:40.694	18	21.262	1:41.102
19	8.246	2:17.367	19	15.952	1:45.645	19	23.833	1:45.089	19	32.194	1:45.506	2	36.043	1:39.440
57	8.435	2:16.735	57	16.372	1:45.876	57	24.282	1:45.118	57	32.645	1:45.508	19	40.662	1:45.881
15	9.010	2:15.329	15	16.841	1:45.770	15	25.123	1:45.490	15	33.705	1:45.727	57	40.994	1:45.762
58	9.431	2:14.770	58	17.620	1:46.128	4	27.232	1:46.124	2	34.016	1:41.983	15	42.407	1:46.115
95	9.858	2:14.648	95	18.171	1:46.252	5	27.287	1:45.815	5	36.307	1:46.165	5	44.538	1:45.644
4	10.187	2:14.563	4	18.316	1:46.068	95	27.345	1:46.382	95	37.113	1:46.913	95	45.357	1:45.657
5	10.516	2:13.856	5	18.680	1:46.103	58	27.551	1:47.139	58	37.397	1:46.991	58	45.580	1:45.596
42	11.166	2:13.758	35	20.591	1:46.965	2	29.178	1:42.566	4	38.433	1:48.346	4	46.429	1:45.409
35	11.565	2:13.402	42	21.535	1:48.308	35	30.123	1:46.740	35	39.268	1:46.290	35	48.071	1:46.216
43	12.055	2:12.600	43	21.814	1:47.698	42	30.581	1:46.254	42	39.780	1:46.344	42	48.397	1:46.030
11	12.718	2:11.938	11	22.066	1:47.287	43	31.787	1:47.181	43	41.072	1:46.430	43	49.889	1:46.230
61	13.021	2:11.322	61	22.529	1:47.447	11	32.239	1:47.381	11	41.569	1:46.475	11	51.107	1:46.951
62	13.262	2:10.849	62	23.104	1:47.781	61	32.773	1:47.452	61	42.295	1:46.667	61	51.452	1:46.570
97	13.633	2:10.070	23	23.386	1:47.509	62	33.478	1:47.582	62	42.790	1:46.457	23	52.459	1:46.672
23	13.816	2:09.441	2	23.820	1:43.664	23	33.737	1:47.559	23	43.200	1:46.608	97	52.968	1:46.846
44	14.326	2:08.794	97	23.910	1:48.216	97	34.043	1:47.341	97	43.535	1:46.637	62	53.142	1:47.765
77	15.077	2:08.763	44	24.747	1:48.360	44	34.613	1:47.074	44	44.482	1:47.014	44	53.456	1:46.387
32	16.269	2:02.187	77	25.227	1:48.089	77	35.084	1:47.065	77	44.893	1:46.954	77	54.348	1:46.868
75	16.889	2:02.329	32	25.706	1:47.376	32	35.570	1:47.072	32	45.254	1:46.829	32	55.042	1:47.201
20	17.303	2:01.964	75	27.363	1:48.413	75	37.363	1:47.208	75	46.948	1:46.730	75	56.081	1:46.546
66	17.841	2:01.770	20	27.627	1:48.263	20	37.669	1:47.250	20	47.674	1:47.150	20	57.213	1:46.952
2	18.095	1:59.945	66	29.031	1:49.129	66	39.081	1:47.258	66	48.760	1:46.824	66	58.619	1:47.272

Weather / Track : Sunny / Dry

Oulton Park International  
 Circuit Length = 2.6920 miles  
 Start: 11:15 Flag 12:15 End: 12:18

# British GT Championship - Race 1 - Round 1

## RACE 9 - LAP CHART

LAP 11 @ 11:35:44.169			LAP 12 @ 11:37:21.232			LAP 13 @ 11:39:02.664			LAP 14 @ 11:41:17.766			LAP 15 @ 11:43:30.246		
NO	BEHIND	LAP TIME	NO	BEHIND	LAP TIME	NO	BEHIND	LAP TIME	NO	BEHIND	LAP TIME	NO	BEHIND	LAP TIME
31		1:37.041	31		1:37.063	31		1:41.432 P	18		1:44.837 P	31		1:37.962
69	6.025	1:38.012	72	9.841	1:38.321	72	9.690	1:41.281 P	57	34.074	1:46.251	72	7.316	1:37.576
9	6.494	1:38.130	3	11.399	1:41.408 P	18	30.265	1:41.596	19	34.132	1:46.629	57	7.383	1:45.789
3	7.054	1:37.731	9	13.597	1:44.166 P	2	41.978	1:42.619 P	31	34.518	2:49.620	19	8.586	1:46.934
72	8.583	1:38.516	69	14.295	1:45.333 P	19	1:02.605	1:46.235	5	36.858	1:46.464	5	9.907	1:45.529
8	11.231	1:38.966	96	17.239	1:42.852 P	57	1:02.925	1:46.145	95	37.683	1:46.167	95	10.691	1:45.488
96	11.450	1:38.394	8	18.774	1:44.606 P	15	1:05.224	1:46.307	4	39.685	1:46.525	4	13.058	1:45.853
47	11.964	1:38.340	47	19.945	1:45.044 P	5	1:05.496	1:45.757	58	40.116	1:46.159	96	16.230	1:40.175
99	13.096	1:38.326	99	21.131	1:45.098 P	95	1:06.618	1:45.621	72	42.220	2:47.632	58	16.791	1:49.155 P
18	25.581	1:41.360	18	30.101	1:41.583	4	1:08.262	1:45.779	35	43.494	1:46.738	35	17.681	1:46.667
2	38.285	1:39.283	2	40.791	1:39.569	58	1:09.059	1:46.126	42	44.144	1:47.128	69	17.852	1:39.799
19	49.066	1:45.445	19	57.802	1:45.799	35	1:11.858	1:46.295	43	46.133	1:47.412	3	18.206	1:39.772
57	49.520	1:45.567	57	58.212	1:45.755	42	1:12.118	1:46.254	15	46.400	1:56.278	42	19.238	1:47.574
15	51.189	1:45.823	15	1:00.349	1:46.223	43	1:13.823	1:46.642	11	46.793	1:46.755	9	19.629	1:40.477
5	53.051	1:45.554	5	1:01.171	1:45.183	11	1:15.140	1:46.584	61	48.205	1:46.692	47	20.170	1:40.574
95	53.870	1:45.554	95	1:02.429	1:45.622	61	1:16.615	1:47.091	96	48.535	1:39.246	8	21.360	1:40.732
58	54.532	1:45.993	4	1:03.915	1:45.710	23	1:17.022	1:47.162	23	49.414	1:47.494	43	22.615	1:48.962
4	55.268	1:45.880	58	1:04.365	1:46.896	62	1:18.557	1:47.281	69	50.533	1:40.497	99	23.025	1:40.933
35	57.580	1:46.550	35	1:06.995	1:46.478	44	1:19.350	1:46.558	62	50.789	1:47.334	23	25.383	1:48.449
42	57.705	1:46.349	42	1:07.296	1:46.654	77	1:20.620	1:46.432	3	50.914	1:39.782	62	25.982	1:47.673
43	59.244	1:46.396	43	1:08.613	1:46.432	75	1:22.768	1:47.586	9	51.632	1:39.648	15	27.610	1:53.690 P
11	1:00.406	1:46.340	11	1:09.988	1:46.645	20	1:23.571	1:47.523	44	51.949	1:47.701	11	28.602	1:54.289 P
61	1:01.273	1:46.862	61	1:10.956	1:46.746	96	1:24.391	2:48.584	47	52.076	1:39.010	61	30.010	1:54.285 P
23	1:02.029	1:46.611	23	1:11.292	1:46.326	69	1:25.138	2:52.275	8	53.108	1:39.136	75	30.818	1:47.268
62	1:03.289	1:47.188	62	1:12.708	1:46.482	66	1:26.154	1:48.561	77	53.280	1:47.762	44	31.240	1:51.771 P
44	1:03.988	1:47.573	44	1:14.224	1:47.299	3	1:26.234	2:56.267	99	54.572	1:38.150	20	32.286	1:47.142
77	1:06.381	1:49.074	77	1:15.620	1:46.302	9	1:27.086	2:54.921	75	56.030	1:48.364	77	33.080	1:52.280 P
75	1:06.887	1:47.847	75	1:16.614	1:46.790	47	1:28.168	2:49.655	20	57.624	1:49.155	66	37.646	1:51.229 P
20	1:07.394	1:47.222	20	1:17.480	1:47.149	32	1 Lap	3:10.267	66	58.897	1:47.845	2	37.950	1:37.418
66	1:08.658	1:47.080	66	1:19.025	1:47.430	8	1:29.074	2:51.732	32	1 Lap	1:48.795	32	1 Lap	1:51.494 P
97	1:11.631	1:55.704 P				99	1:31.524	2:51.825	2	1:13.012	2:46.136	18	47.131	2:59.611
32	1:36.521	2:18.520 P												

Weather / Track : Sunny / Dry

Oulton Park International  
 Circuit Length = 2.6920 miles  
 Start: 11:15 Flag 12:15 End: 12:18

# British GT Championship - Race 1 - Round 1

## RACE 9 - LAP CHART

LAP 16 @ 11:45:06.786			LAP 17 @ 11:46:43.237			LAP 18 @ 11:48:19.686			LAP 19 @ 11:49:56.078			LAP 20 @ 11:51:32.472		
NO	BEHIND	LAP TIME	NO	BEHIND	LAP TIME	NO	BEHIND	LAP TIME	NO	BEHIND	LAP TIME	NO	BEHIND	LAP TIME
31		1:36.540	31		1:36.451	31		1:36.449	31		1:36.392	31		1:36.394
72	6.699	1:35.923	72	6.304	1:36.056	72	5.898	1:36.043	72	5.757	1:36.251	72	5.849	1:36.486
57	16.755	1:45.912	96	19.914	1:38.292	96	20.928	1:37.463	96	21.796	1:37.260	32	3 Laps	1:47.231
19	18.009	1:45.963	69	20.881	1:38.119	69	21.302	1:36.870	69	22.158	1:37.248	96	22.932	1:37.530
96	18.073	1:38.383	3	21.654	1:38.356	3	22.563	1:37.358	3	23.897	1:37.726	69	23.434	1:37.670
5	18.829	1:45.462	9	23.575	1:38.440	9	24.464	1:37.338	9	25.311	1:37.239	3	24.989	1:37.486
69	19.213	1:37.901	47	24.282	1:38.968	47	25.185	1:37.352	47	25.932	1:37.139	9	26.424	1:37.507
3	19.749	1:38.083	8	24.782	1:38.848	8	26.098	1:37.765	8	27.129	1:37.423	47	26.734	1:37.196
95	20.538	1:46.387	99	27.390	1:39.180	99	28.304	1:37.363	99	29.067	1:37.155	8	27.816	1:37.081
9	21.586	1:38.497	57	27.466	1:47.162	57	36.464	1:45.447	57	50.107	1:50.035 P	99	29.801	1:37.128
47	21.765	1:38.135	95	31.166	1:47.079	4	41.635	1:45.684	4	50.776	1:45.533	4	1:02.482	1:48.100 P
8	22.385	1:37.565	19	31.236	1:49.678 P	95	43.056	1:48.339 P	35	1:00.876	1:49.083 P	5	1 Lap	1:45.485
4	22.720	1:46.202	4	32.400	1:46.131	2	43.925	1:41.059 P	5	1 Lap	3:44.058	19	1 Lap	1:46.540
99	24.661	1:38.176	5	32.629	1:50.251 P	35	48.185	1:46.330	19	1 Lap	3:48.231	58	1 Lap	1:45.146
35	28.338	1:47.197	35	38.304	1:46.417	11	1 Lap	1:46.169	58	1 Lap	1:46.309	18	1:18.381	1:43.522
43	33.358	1:47.283	2	39.315	1:37.487	58	1 Lap	1:45.891	11	1 Lap	1:46.717	2	1:19.032	1:38.618
42	34.306	1:51.608 P	43	46.468	1:49.561 P	44	1 Lap	1:46.930	44	1 Lap	1:46.094	95	1 Lap	3:48.974
62	36.788	1:47.346	11	1 Lap	3:32.814	75	1:03.188	1:47.331	18	1:11.253	1:43.357	11	1 Lap	1:47.845
2	38.279	1:36.869	44	1 Lap	3:30.508	77	1 Lap	1:47.054	75	1:15.786	1:48.990	44	1 Lap	1:47.497
23	39.278	1:50.435 P	58	1 Lap	3:45.177	18	1:04.288	1:42.330	77	1 Lap	1:49.033	77	1 Lap	1:48.025
75	41.639	1:47.361	62	50.466	1:50.129 P	20	1 Lap	3:32.905	2	1:16.808	2:09.275	20	1 Lap	1:46.664
20	47.647	1:51.901 P	75	52.306	1:47.118	42	1 Lap	3:46.867	20	1 Lap	1:46.640	42	1 Lap	1:46.356
18	52.549	1:41.958	77	1 Lap	3:32.642	15	1 Lap	1:46.790	42	1 Lap	1:46.898	15	1 Lap	1:46.387
			18	58.407	1:42.309	66	1 Lap	1:45.873	15	1 Lap	1:46.754	75	1:29.950	1:50.558 P
			15	1 Lap	3:43.843	61	1 Lap	1:46.761	66	1 Lap	1:46.346	66	1 Lap	1:45.760
			66	1 Lap	3:37.640	23	1 Lap	3:57.576	61	1 Lap	1:46.867	61	1 Lap	1:47.144
			61	1 Lap	3:46.671	32	2 Laps	1:47.495	43	1 Lap	3:51.158	43	1 Lap	1:47.271
			32	2 Laps	3:53.829				62	1 Lap	3:48.872			
									23	1 Lap	1:47.081			

Weather / Track : Sunny / Dry

# British GT Championship - Race 1 - Round 1

## RACE 9 - LAP CHART

LAP 21 @ 11:53:09.940			LAP 22 @ 11:54:47.456			LAP 23 @ 11:56:25.214			LAP 24 @ 11:58:03.700			LAP 25 @ 11:59:40.791		
NO	BEHIND	LAP TIME	NO	BEHIND	LAP TIME	NO	BEHIND	LAP TIME	NO	BEHIND	LAP TIME	NO	BEHIND	LAP TIME
31		1:37.468	31		1:37.516	31		1:37.758	31		1:38.486	31		1:37.091
62	2 Laps	1:47.473	15	2 Laps	1:46.163	95	2 Laps	1:47.544	57	2 Laps	1:45.940	18	1 Lap	1:42.902
72	4.719	1:36.338	66	2 Laps	1:46.509	11	2 Laps	1:46.809	4	2 Laps	1:46.754	72	8.502	1:39.032
23	2 Laps	1:46.705	72	4.731	1:37.528	44	2 Laps	1:46.558	5	2 Laps	1:46.851	57	2 Laps	1:46.981
32	3 Laps	1:46.471	61	2 Laps	1:47.201	72	6.246	1:39.273	58	2 Laps	1:45.669	4	2 Laps	1:46.727
96	22.974	1:37.510	43	2 Laps	1:47.027	35	2 Laps	1:47.512	72	6.561	1:38.801	5	2 Laps	1:46.509
69	23.411	1:37.445	62	2 Laps	1:47.808	77	2 Laps	1:47.469	19	2 Laps	1:47.113	58	2 Laps	1:45.861
3	25.232	1:37.711	23	2 Laps	1:46.330	20	2 Laps	1:47.376	95	2 Laps	1:46.884	19	2 Laps	1:46.254
9	26.391	1:37.435	96	23.085	1:37.627	42	2 Laps	1:47.626	11	2 Laps	1:47.672	95	2 Laps	1:46.214
47	26.878	1:37.612	69	23.779	1:37.884	15	2 Laps	1:47.251	44	2 Laps	1:47.836	44	2 Laps	1:46.233
8	27.687	1:37.339	3	25.650	1:37.934	66	2 Laps	1:46.192	35	2 Laps	1:47.404	11	2 Laps	1:46.959
99	29.706	1:37.373	32	3 Laps	1:47.012	61	2 Laps	1:46.931	77	2 Laps	1:47.126	35	2 Laps	1:47.270
2	1:21.105	1:39.541	9	26.462	1:37.587	43	2 Laps	1:46.972	20	2 Laps	1:46.887	96	26.906	1:39.582
57	1 Lap	3:46.407	47	26.876	1:37.514	62	2 Laps	1:47.225	15	2 Laps	1:46.442	20	2 Laps	1:47.115
5	1 Lap	1:48.218	8	27.552	1:37.381	96	23.882	1:38.555	42	2 Laps	1:47.041	69	27.305	1:39.593
18	1:24.637	1:43.724	99	29.577	1:37.387	69	24.139	1:38.118	66	2 Laps	1:46.303	3	27.936	1:39.159
19	1 Lap	1:46.779	2	1:20.640	1:37.051	23	2 Laps	1:46.829	96	24.415	1:39.019	77	2 Laps	1:48.132
58	1 Lap	1:46.753	18	1:30.872	1:43.751	3	26.097	1:38.205	69	24.803	1:39.150	15	2 Laps	1:48.032
95	1 Lap	1:45.989	57	1 Lap	1:47.622	9	27.031	1:38.327	61	2 Laps	1:47.455	42	2 Laps	1:47.676
11	1 Lap	1:46.196	4	1 Lap	3:45.778	75	2 Laps	3:50.024	3	25.868	1:38.257	9	28.954	1:38.798
44	1 Lap	1:46.464	5	1 Lap	1:47.514	47	27.519	1:38.401	43	2 Laps	1:47.626	47	29.447	1:38.709
35	1 Lap	3:48.383	19	1 Lap	1:48.300	8	28.175	1:38.381	9	27.247	1:38.702	66	2 Laps	1:47.989
77	1 Lap	1:45.947	58	1 Lap	1:48.183	99	29.799	1:37.980	47	27.829	1:38.796	8	30.343	1:39.200
20	1 Lap	1:45.802				32	3 Laps	1:47.411	8	28.234	1:38.545	99	31.660	1:38.726
42	1 Lap	1:46.110				2	1:20.047	1:37.165	62	2 Laps	1:48.517	61	2 Laps	1:47.406
						18	1:35.124	1:42.010	99	30.025	1:38.712	43	2 Laps	1:47.428
									23	2 Laps	1:46.875	62	2 Laps	1:47.173
									75	2 Laps	1:47.396	23	2 Laps	1:46.414
									32	3 Laps	1:46.085	75	2 Laps	1:47.435
									2	1:18.302	1:36.741	32	3 Laps	1:45.622
												2	1:18.042	1:36.831

Weather / Track : Sunny / Dry

# British GT Championship - Race 1 - Round 1

## RACE 9 - LAP CHART

LAP 26 @ 12:01:17.491			LAP 27 @ 12:02:54.218			LAP 28 @ 12:04:30.717			LAP 29 @ 12:06:07.744			LAP 30 @ 12:07:44.328		
NO	BEHIND	LAP TIME	NO	BEHIND	LAP TIME	NO	BEHIND	LAP TIME	NO	BEHIND	LAP TIME	NO	BEHIND	LAP TIME
31		1:36.700	31		1:36.727	31		1:36.499	31		1:37.027	31		1:36.584
18	1 Lap	1:41.999	72	8.228	1:36.695	72	8.196	1:36.467	72	7.458	1:36.289	72	6.857	1:35.983
72	8.260	1:36.458	18	1 Lap	1:42.042	18	1 Lap	1:41.677	18	1 Lap	1:41.874	18	1 Lap	1:41.751
57	2 Laps	1:47.058	96	31.821	1:40.437	96	34.108	1:38.786	96	34.813	1:37.732	96	35.950	1:37.721
4	2 Laps	1:46.310	57	2 Laps	1:45.971	69	34.563	1:39.005	69	35.141	1:37.605	69	36.287	1:37.730
5	2 Laps	1:46.444	69	32.057	1:39.984	3	35.167	1:38.530	3	36.360	1:38.220	3	37.886	1:38.110
58	2 Laps	1:45.326	4	2 Laps	1:46.497	9	35.791	1:38.459	9	37.143	1:38.379	9	38.616	1:38.057
19	2 Laps	1:46.157	3	33.136	1:40.114	47	40.147	1:39.961	47	40.294	1:37.174	47	40.604	1:36.894
95	2 Laps	1:46.258	9	33.831	1:39.237	8	40.522	1:39.943	8	41.146	1:37.651	8	41.961	1:37.399
96	28.111	1:37.905	5	2 Laps	1:47.306	99	41.714	1:39.881	99	42.251	1:37.564	99	42.964	1:37.297
44	2 Laps	1:46.179	19	2 Laps	1:47.042	57	2 Laps	1:47.471	57	2 Laps	1:46.327	57	2 Laps	1:46.546
69	28.800	1:38.195	47	36.685	1:39.937	4	2 Laps	1:47.056	4	2 Laps	1:46.836	4	2 Laps	1:46.031
11	2 Laps	1:46.925	8	37.078	1:39.017	5	2 Laps	1:46.568	5	2 Laps	1:46.564	5	2 Laps	1:46.056
3	29.749	1:38.513	58	2 Laps	1:50.388	19	2 Laps	1:46.571	19	2 Laps	1:46.255	19	2 Laps	1:46.517
9	31.321	1:39.067	95	2 Laps	1:47.627	58	2 Laps	1:46.045	58	2 Laps	1:46.466	58	2 Laps	1:46.176
47	33.475	1:40.728	99	38.332	1:38.987	95	2 Laps	1:46.526	95	2 Laps	1:46.477	95	2 Laps	1:46.195
8	34.788	1:41.145	44	2 Laps	1:47.642	44	2 Laps	1:45.910	44	2 Laps	1:46.291	44	2 Laps	1:46.332
99	36.072	1:41.112	11	2 Laps	1:47.189	11	2 Laps	1:46.187	11	2 Laps	1:46.731	11	2 Laps	1:46.341
20	2 Laps	1:47.972	20	2 Laps	1:46.291	20	2 Laps	1:46.751	20	2 Laps	1:46.351	20	2 Laps	1:46.700
35	2 Laps	1:49.708	35	2 Laps	1:46.897	35	2 Laps	1:46.961	35	2 Laps	1:47.450	35	2 Laps	1:47.431
77	2 Laps	1:49.182	77	2 Laps	1:46.883	77	2 Laps	1:47.031	77	2 Laps	1:47.065	77	2 Laps	1:47.734
15	2 Laps	1:48.752	15	2 Laps	1:46.792	15	2 Laps	1:47.137	15	2 Laps	1:46.868	15	2 Laps	1:48.027
42	2 Laps	1:48.823	42	2 Laps	1:46.937	42	2 Laps	1:47.036	42	2 Laps	1:46.848	2	1:22.939	1:38.451
66	2 Laps	1:48.420	66	2 Laps	1:47.040	66	2 Laps	1:47.103	66	2 Laps	1:46.907	42	2 Laps	1:48.033
61	2 Laps	1:47.185	61	2 Laps	1:46.976	61	2 Laps	1:47.417	43	2 Laps	1:46.836	66	2 Laps	1:47.707
43	2 Laps	1:47.043	43	2 Laps	1:46.775	43	2 Laps	1:47.450	61	2 Laps	1:47.553	43	2 Laps	1:47.130
62	2 Laps	1:47.595	62	2 Laps	1:47.215	23	2 Laps	1:46.915	2	1:21.072	1:39.440	61	2 Laps	1:47.400
23	2 Laps	1:46.222	23	2 Laps	1:45.999	62	2 Laps	1:48.114	23	2 Laps	1:45.951	23	2 Laps	1:46.016
75	2 Laps	1:46.845	75	2 Laps	1:47.301	75	2 Laps	1:46.933	62	2 Laps	1:47.975	62	2 Laps	1:47.988
32	3 Laps	1:45.878	32	3 Laps	1:46.282	2	1:18.659	1:37.221	75	2 Laps	1:47.256			
2	1:18.066	1:36.724	2	1:17.937	1:36.598									

Weather / Track : Sunny / Dry

Oulton Park International  
 Circuit Length = 2.6920 miles  
 Start: 11:15 Flag 12:15 End: 12:18



# British GT Championship - Race 1 - Round 1

## RACE 9 - LAP CHART

LAP 31 @ 12:09:21.265			LAP 32 @ 12:11:00.213			LAP 33 @ 12:12:39.717			LAP 34 @ 12:14:17.219			LAP 35 @ 12:15:55.160		
NO	BEHIND	LAP TIME	NO	BEHIND	LAP TIME	NO	BEHIND	LAP TIME	NO	BEHIND	LAP TIME	NO	BEHIND	LAP TIME
31		1:36.937	31		1:38.948	31		1:39.504	31		1:37.502	31		1:37.941
75	3 Laps	1:46.885	23	3 Laps	1:47.266	35	3 Laps	1:46.946	72	2.478	1:36.907	19	3 Laps	1:46.379
72	6.060	1:36.140	72	3.836	1:36.724	77	3 Laps	1:48.776	20	3 Laps	1:45.952	72	3.266	1:38.729
18	1 Lap	1:42.077	62	3 Laps	1:47.478	66	3 Laps	1:47.936	35	3 Laps	1:47.380	95	3 Laps	1:47.695
96	36.825	1:37.812	75	3 Laps	1:47.666	72	3.073	1:38.741	77	3 Laps	1:47.171	44	3 Laps	1:48.139
69	37.177	1:37.827	61	3 Laps	2:01.221	42	3 Laps	1:47.767	42	3 Laps	1:47.474	11	3 Laps	1:47.767
3	39.329	1:38.380	96	35.564	1:37.687	43	3 Laps	1:47.339	66	3 Laps	1:47.953	20	3 Laps	1:46.166
9	40.059	1:38.380	69	36.003	1:37.774	23	3 Laps	1:47.707	43	3 Laps	1:46.693	35	3 Laps	1:47.535
47	40.621	1:36.954	18	1 Lap	1:43.713	62	3 Laps	1:47.535	23	3 Laps	1:46.539	77	3 Laps	1:46.679
8	42.792	1:37.768	3	38.661	1:38.280	75	3 Laps	1:47.191	62	3 Laps	1:47.945	42	3 Laps	1:46.510
99	43.463	1:37.436	9	39.597	1:38.486	61	3 Laps	1:47.712	75	3 Laps	1:47.182	66	3 Laps	1:47.137
57	2 Laps	1:46.577	47	39.860	1:38.187	96	34.987	1:38.927	61	3 Laps	1:47.517	43	3 Laps	1:46.547
4	2 Laps	1:46.826	8	41.723	1:37.879	69	35.300	1:38.801	96	35.564	1:38.079	23	3 Laps	1:47.073
5	2 Laps	1:46.844	99	42.322	1:37.807	3	37.999	1:38.842	69	35.825	1:38.027	62	3 Laps	1:47.342
58	2 Laps	1:45.805	57	2 Laps	1:46.210	9	38.720	1:38.627	3	38.982	1:38.485	75	3 Laps	1:46.744
19	2 Laps	1:46.775	4	2 Laps	1:47.017	15	3 Laps	2:24.484	9	39.634	1:38.416	96	36.502	1:38.879
95	2 Laps	1:46.471	5	2 Laps	1:46.711	47	39.262	1:38.906	47	40.081	1:38.321	69	36.647	1:38.763
44	2 Laps	1:46.360	58	2 Laps	1:45.363	8	40.467	1:38.248	8	41.224	1:38.259	3	40.227	1:39.186
11	2 Laps	1:46.386	19	2 Laps	1:46.099	99	41.363	1:38.545	99	41.828	1:37.967	9	41.113	1:39.420
2	1:24.456	1:38.454	2	1:23.850	1:38.342	18	1 Lap	1:45.390	15	3 Laps	1:47.821	47	41.519	1:39.379
20	2 Laps	1:46.323	95	2 Laps	1:46.404	2	1:23.834	1:39.488	18	1 Lap	1:42.971	8	42.071	1:38.788
35	2 Laps	1:47.135	44	2 Laps	1:46.367	57	2 Laps	1:46.859	2	1:23.608	1:37.276	99	42.755	1:38.868
77	2 Laps	1:47.142	11	2 Laps	1:46.564	4	2 Laps	1:46.670	57	2 Laps	1:46.324	61	3 Laps	1:48.406
15	2 Laps	1:46.911	20	2 Laps	1:45.768	5	2 Laps	1:46.838	4	2 Laps	1:46.413	18	1 Lap	1:43.658
66	2 Laps	1:47.132				58	2 Laps	1:46.475	58	2 Laps	1:46.953	15	3 Laps	1:49.018
42	2 Laps	1:47.731				19	2 Laps	1:46.556				2	1:23.077	1:37.410
43	2 Laps	1:46.321				95	2 Laps	1:47.680				57	2 Laps	1:46.277
						44	2 Laps	1:47.572				4	2 Laps	1:46.244
						11	2 Laps	1:46.435				58	2 Laps	1:46.393

Weather / Track : Sunny / Dry

Oulton Park International  
 Circuit Length = 2.6920 miles  
 Start: 11:15 Flag 12:15 End: 12:18

# British GT Championship - Race 1 - Round 1

## RACE 9 - POSITION CHART

No	Name	Lap																																			
		Pos	1	2	3	4	5	6	7	8	9	10	11	12	13	14	15	16	17	18	19	20	21	22	23	24	25	26	27	28	29	30	31	32			
6	RAM Racing	1	6	31	31	31	31	31	31	31	31	31	31	31	31	31	31	31	31	31	31	31	31	31	31	31	31	31	31	31	31	31	31	31	31	31	
7	Team Parker Racing	2	7	69	69	69	69	69	69	69	69	69	69	72	72	57	72	72	72	72	72	72	72	72	72	72	72	72	72	72	72	72	72	72	72	72	
69	Barwell Motorsport	3	31	3	3	3	3	3	3	9	9	9	9	3	18	19	57	57	96	96	96	96	96	96	96	96	96	96	96	96	96	96	96	96	96	96	96
31	JRM Racing	4	69	9	9	9	9	9	9	3	3	3	3	9	2	31	19	19	69	69	69	69	69	69	69	69	69	69	69	69	69	69	69	69	69	69	
3	Century Motorsport	5	3	72	72	72	72	72	72	72	72	72	72	69	19	5	5	96	3	3	3	3	3	3	3	3	3	3	3	3	3	3	3	3	3	3	
72	Barwell Motorsport	6	9	8	8	8	8	8	8	8	8	8	8	96	57	95	95	5	9	9	9	9	9	9	9	9	9	9	9	9	9	9	9	9	9	9	
9	Century Motorsport	7	72	96	96	96	96	96	96	96	96	96	96	8	15	4	4	69	47	47	47	47	47	47	47	47	47	47	47	47	47	47	47	47	47	47	
2	TF Sport	8	8	47	47	47	47	47	47	47	47	47	47	47	5	58	96	3	8	8	8	8	8	8	8	8	8	8	8	8	8	8	8	8	8	8	
8	Team ABBA Racing	9	96	99	99	99	99	99	99	99	99	99	99	99	95	72	58	95	99	99	99	99	99	99	99	99	99	99	99	99	99	99	99	99	99	99	99
47	TF Sport	10	47	18	18	18	18	18	18	18	18	18	18	18	4	35	35	9	57	57	57	4	2	2	2	2	2	2	2	2	2	2	2	2	2	2	
96	Optimum Motorsport	11	99	19	19	19	19	19	19	19	2	2	2	58	42	69	47	95	4	4	18	18	18	18	18	18	18	18	18	18	18	18	18	18	18	18	
99	Beechdean AMR	12	18	57	57	57	57	57	57	57	19	19	19	35	43	3	8	19	95	35	2	57	57	57	57	57	57	57	57	57	57	57	57	57	57	57	
18	WPI Motorsport	13	15	15	15	15	15	15	15	15	57	57	57	42	15	42	4	4	2	18	75	4	4	4	4	4	4	4	4	4	4	4	4	4	4	4	
15	Multimatic Motorsports	14	19	58	58	58	58	58	58	58	4	2	15	15	15	43	11	9	99	5	35	75	57	5	5	5	5	5	5	5	5	5	5	5	5	58	
19	Multimatic Motorsports	15	57	95	95	95	95	95	95	95	5	5	5	5	5	11	61	47	35	35	75	2	5	19	58	58	58	19	19	19	19	58	58	58	19		
57	HHC Motorsport	16	58	4	4	4	4	4	4	4	95	95	95	95	95	61	96	8	43	2	18	5	19	58	19	19	19	58	58	58	58	19	19	19	95		
58	HHC Motorsport	17	95	5	5	5	5	5	5	5	58	58	58	58	4	23	23	43	42	43	5	19	58	95	95	95	95	95	95	95	95	95	95	95	95	44	
5	Tolman Motorsport	18	5	42	42	42	42	42	42	35	2	4	4	4	58	62	69	99	62	62	19	58	95	11	11	44	44	44	44	44	44	44	44	44	11		
95	TF Sport	19	4	35	35	35	35	35	35	42	35	35	35	35	35	44	62	23	2	75	58	95	11	44	44	11	11	11	11	11	11	11	11	11	20		
42	Century Motorsport	20	2	43	43	43	43	43	43	43	42	42	42	42	77	3	62	23	18	11	11	44	35	35	20	20	20	20	20	20	20	20	20	35			
62	Academy Motorsport	21	62	11	11	11	11	11	11	43	43	43	43	43	75	9	15	75	11	44	44	35	77	77	20	35	35	35	35	35	35	35	35	77			
4	Tolman Motorsport	22	42	61	61	61	61	61	61	61	11	11	11	11	20	44	11	20	58	77	77	77	20	20	77	77	77	77	77	77	77	77	77	42			
11	Beechdean AMR	23	35	62	62	62	62	62	62	62	61	61	61	61	96	47	61	18	44	20	20	20	42	15	15	15	15	15	15	15	15	66	42	66			
35	Optimum Motorsport	24	43	97	97	97	97	97	97	23	62	62	23	23	69	8	75	11	77	42	42	42	15	42	42	42	42	42	42	42	66	42	66	43			
43	Century Motorsport	25	11	23	23	23	23	23	2	23	23	97	62	62	66	77	44	44	20	15	15	15	66	66	66	66	66	66	66	66	42	43	43	23			
61	Academy Motorsport	26	61	44	44	44	44	44	44	97	97	97	62	44	44	3	99	20	58	42	66	66	66	61	61	61	61	61	61	43	43	43	23	23	62		
97	TF Sport	27	97	77	77	77	77	77	77	44	44	44	44	77	77	9	75	77	15	61	61	61	43	43	43	43	43	43	43	61	61	23	62	62	75		
77	Fox Motorsport	28	44	32	32	32	32	32	32	77	77	77	77	75	75	47	20	66	15	66	43	43	43	62	62	62	62	62	23	23	23	62	75	61			
44	Invictus Games Racing	29	23	75	75	75	75	75	32	32	32	32	20	20	8	66	2	66	61	62	62	62	23	23	23	23	23	23	62	62	62	75	61	15			
23	RACE Performance	30	77	20	20	20	20	20	75	75	75	75	66	66	99	2	18	61	23	23	23	23	75	75	75	75	75	75	75	75	61	15	15				
75	Optimum Motorsport	31	32	66	66	66	66	66	20	20	20	20	97	32	32	32	32	32	32	32	32	32	32	32	32	32	32	32	32	32	32	32	32	32			
32	Track Focused	32	75	2	2	2	2	2	66	66	66	66	32	32	32	32	32	32	32	32	32	32	32	32	32	32	32	32	32	32	32	32	32	32			
66	Team Parker Racing	33	20	20	20	20	20	20	20	20	20	20	20	20	20	20	20	20	20	20	20	20	20	20	20	20	20	20	20	20	20	20	20	20			
20	Balfe Motorsport	34	66	66	66	66	66	66	66	66	66	66	66	66	66	66	66	66	66	66	66	66	66	66	66	66	66	66	66	66	66	66	66	66	66		

Weather / Track : Sunny / Dry

Oulton Park International  
 Circuit Length = 2.6920 miles  
 Start: 11:15 Flag 12:15 End: 12:18

# British GT Championship - Race 1 - Round 1

## RACE 9 - POSITION CHART

No	Name	Lap Pos	Lap		
			33	34	35
6	RAM Racing	1	31	31	31
7	Team Parker Racing	2	72	72	72
69	Barwell Motorsport	3	96	96	96
31	JRM Racing	4	69	69	69
3	Century Motorsport	5	3	3	3
72	Barwell Motorsport	6	9	9	9
9	Century Motorsport	7	47	47	47
2	TF Sport	8	8	8	8
8	Team ABBA Racing	9	99	99	99
47	TF Sport	10	2	2	2
96	Optimum Motorsport	11	18	18	
99	Beechdean AMR	12	57		
18	WPI Motorsport	13	4		
15	Multimatic Motorsports	14	58		
19	Multimatic Motorsports	15			
57	HHC Motorsport	16			
58	HHC Motorsport	17			
5	Tolman Motorsport	18			
95	TF Sport	19			
42	Century Motorsport	20			
62	Academy Motorsport	21			
4	Tolman Motorsport	22			
11	Beechdean AMR	23			
35	Optimum Motorsport	24			
43	Century Motorsport	25			
61	Academy Motorsport	26			
97	TF Sport	27			
77	Fox Motorsport	28			
44	Invictus Games Racing	29			
23	RACE Performance	30			
75	Optimum Motorsport	31			
32	Track Focused	32			
66	Team Parker Racing	33			
20	Balfe Motorsport	34			

Weather / Track : Sunny / Dry

Results can be found at [www.tsl-timing.com](http://www.tsl-timing.com)

Page 2 of 2

Oulton Park International  
 Circuit Length = 2.6920 miles  
 Start: 11:15 Flag 12:15 End: 12:18

Printed - 12:33 Monday, 22 April 2019

# British GT Championship - Race 1 - Round 1

## RACE 9 - BEST SECTORS

SECTOR 1			SECTOR 2			SECTOR 3			IDEAL / BEST COMPARISON						
POS	NO	NAME	TIME	NO	NAME	TIME	NO	NAME	TIME	POS	NO	NAME	IDEAL	BEST	DIFF
												<b>PERFECT LAP</b>	<b>1:35.696</b>		
1	31	JRM Racing	23.367	72	Barwell Motorsport	45.949	72	Barwell Motorsport	26.380	1	72	Barwell Motorsport	1:35.829	1:35.923	0.094
2	72	Barwell Motorsport	23.500	2	TF Sport	46.325	31	JRM Racing	26.420	2	31	JRM Racing	1:36.189	1:36.392	0.203
3	2	TF Sport	23.502	31	JRM Racing	46.402	2	TF Sport	26.489	3	2	TF Sport	1:36.316	1:36.598	0.282
4	47	TF Sport	23.509	47	TF Sport	46.502	3	Century Motorsport	26.559	4	47	TF Sport	1:36.648	1:36.894	0.246
5	69	Barwell Motorsport	23.537	9	Century Motorsport	46.584	69	Barwell Motorsport	26.561	5	69	Barwell Motorsport	1:36.743	1:36.870	0.127
6	99	Beechdean AMR	23.585	69	Barwell Motorsport	46.645	9	Century Motorsport	26.585	6	9	Century Motorsport	1:36.796	1:37.239	0.443
7	9	Century Motorsport	23.627	96	Optimum Motorspor	46.707	7	Team Parker Racing	26.592	7	99	Beechdean AMR	1:36.920	1:37.128	0.208
8	8	Team ABBA Racing	23.680	8	Team ABBA Racing	46.715	99	Beechdean AMR	26.618	8	8	Team ABBA Racing	1:37.081	1:37.081	0.000
9	96	Optimum Motorspor	23.699	99	Beechdean AMR	46.717	47	TF Sport	26.637	9	96	Optimum Motorsport	1:37.133	1:37.260	0.127
10	6	RAM Racing	23.715	6	RAM Racing	46.871	8	Team ABBA Racing	26.686	10	3	Century Motorsport	1:37.339	1:37.358	0.019
11	3	Century Motorsport	23.794	3	Century Motorsport	46.986	96	Optimum Motorspor	26.727	11	6	RAM Racing	1:37.471	1:39.091	1.620
12	7	Team Parker Racing	23.838	7	Team Parker Racing	47.153	6	RAM Racing	26.885	12	7	Team Parker Racing	1:37.583	1:39.323	1.740
13	18	WPI Motorsport	24.656	18	WPI Motorsport	48.330	18	WPI Motorsport	27.406	13	18	WPI Motorsport	1:40.392	1:40.694	0.302
14	58	HHC Motorsport	25.622	58	HHC Motorsport	50.091	58	HHC Motorsport	28.602	14	58	HHC Motorsport	1:44.315	1:45.146	0.831
15	57	HHC Motorsport	25.710	5	Tolman Motorsport	50.214	19	Multimatic Motorspo	28.855	15	57	HHC Motorsport	1:44.930	1:45.118	0.188
16	95	TF Sport	25.863	4	Tolman Motorsport	50.259	15	Multimatic Motorspo	28.920	16	19	Multimatic Motorsports	1:45.037	1:45.089	0.052
17	19	Multimatic Motorspo	25.884	57	HHC Motorsport	50.261	5	Tolman Motorsport	28.942	17	5	Tolman Motorsport	1:45.170	1:45.183	0.013
18	66	Team Parker Racing	25.948	95	TF Sport	50.285	4	Tolman Motorsport	28.952	18	4	Tolman Motorsport	1:45.255	1:45.409	0.154
19	44	Invictus Games Rac	25.961	19	Multimatic Motorspo	50.298	57	HHC Motorsport	28.959	19	95	TF Sport	1:45.328	1:45.488	0.160
20	20	Balfe Motorsport	25.973	32	Track Focused	50.382	42	Century Motorsport	29.010	20	15	Multimatic Motorsports	1:45.355	1:45.490	0.135
21	15	Multimatic Motorspo	25.990	15	Multimatic Motorspo	50.445	77	Fox Motorsport	29.014	21	32	Track Focused	1:45.525	1:45.622	0.097
22	35	Optimum Motorspor	26.004	20	Balfe Motorsport	50.520	66	Team Parker Racing	29.015	22	20	Balfe Motorsport	1:45.625	1:45.768	0.143
23	5	Tolman Motorsport	26.014	11	Beechdean AMR	50.577	44	Invictus Games Rac	29.054	23	44	Invictus Games Racin	1:45.653	1:45.910	0.257
24	77	Fox Motorsport	26.021	42	Century Motorsport	50.587	43	Century Motorsport	29.066	24	77	Fox Motorsport	1:45.680	1:45.947	0.267
25	43	Century Motorsport	26.041	23	RACE Performance	50.625	32	Track Focused	29.093	25	66	Team Parker Racing	1:45.694	1:45.760	0.066
26	4	Tolman Motorsport	26.044	44	Invictus Games Rac	50.638	23	RACE Performance	29.101	26	42	Century Motorsport	1:45.730	1:46.030	0.300
27	32	Track Focused	26.050	77	Fox Motorsport	50.645	20	Balfe Motorsport	29.132	27	11	Beechdean AMR	1:45.835	1:46.169	0.334
28	62	Academy Motorspor	26.078	35	Optimum Motorspor	50.669	11	Beechdean AMR	29.163	28	23	RACE Performance	1:45.854	1:45.951	0.097
29	11	Beechdean AMR	26.095	66	Team Parker Racing	50.731	95	TF Sport	29.180	29	35	Optimum Motorsport	1:45.856	1:46.216	0.360
30	23	RACE Performance	26.128	75	Optimum Motorspor	50.796	35	Optimum Motorspor	29.183	30	43	Century Motorsport	1:45.979	1:46.230	0.251
31	42	Century Motorsport	26.133	43	Century Motorsport	50.872	61	Academy Motorspor	29.215	31	62	Academy Motorsport	1:46.277	1:46.457	0.180
32	97	TF Sport	26.155	62	Academy Motorspor	50.890	62	Academy Motorspor	29.309	32	61	Academy Motorsport	1:46.362	1:46.570	0.208
33	75	Optimum Motorspor	26.163	61	Academy Motorspor	50.930	97	TF Sport	29.352	33	75	Optimum Motorsport	1:46.367	1:46.546	0.179
34	61	Academy Motorspor	26.217	97	TF Sport	50.971	75	Optimum Motorspor	29.408	34	97	TF Sport	1:46.478	1:46.637	0.159

Weather / Track : Sunny / Dry

Oulton Park International  
 Circuit Length = 2.6920 miles  
 Start: 11:15 Flag 12:15 End: 12:18

Results can be found at [www.tsl-timing.com](http://www.tsl-timing.com)

Printed - 12:28 Monday, 22 April 2019

# British GT Championship - Race 1 - Round 1

## RACE 9 - BEST SPEEDS

POS	INTERMEDIATE 1			INTERMEDIATE 2			FINISH LINE		
	NO	NAME	MPH	NO	NAME	MPH	NO	NAME	MPH
1	9	Century Motorsport	133.9	3	Century Motorsport	119.6	3	Century Motorsport	125.6
2	3	Century Motorsport	133.6	9	Century Motorsport	119.1	9	Century Motorsport	125.2
3	47	TF Sport	132.6	31	JRM Racing	118.5	31	JRM Racing	124.9
4	31	JRM Racing	132.3	2	TF Sport	117.1	18	WPI Motorsport	124.2
5	18	WPI Motorsport	132.3	47	TF Sport	116.9	47	TF Sport	123.5
6	96	Optimum Motorsport	132.1	18	WPI Motorsport	116.9	7	Team Parker Racing	123.5
7	69	Barwell Motorsport	132.1	99	Beechdean AMR	116.7	8	Team ABBA Racing	123.1
8	8	Team ABBA Racing	132.1	72	Barwell Motorsport	116.5	96	Optimum Motorsport	122.9
9	2	TF Sport	132.1	96	Optimum Motorsport	116.5	69	Barwell Motorsport	122.9
10	7	Team Parker Racing	132.1	69	Barwell Motorsport	116.5	99	Beechdean AMR	122.9
11	99	Beechdean AMR	131.8	8	Team ABBA Racing	116.5	2	TF Sport	122.6
12	6	RAM Racing	131.0	7	Team Parker Racing	116.3	72	Barwell Motorsport	122.4
13	72	Barwell Motorsport	130.3	6	RAM Racing	115.7	6	RAM Racing	122.4
14	58	HHC Motorsport	123.5	5	Tolman Motorsport	109.8	57	HHC Motorsport	115.1
15	57	HHC Motorsport	122.9	4	Tolman Motorsport	109.6	58	HHC Motorsport	115.1
16	5	Tolman Motorsport	122.6	57	HHC Motorsport	108.4	5	Tolman Motorsport	113.9
17	43	Century Motorsport	122.2	20	Balfe Motorsport	107.8	20	Balfe Motorsport	113.7
18	20	Balfe Motorsport	122.0	58	HHC Motorsport	107.5	42	Century Motorsport	113.5
19	42	Century Motorsport	122.0	42	Century Motorsport	107.3	43	Century Motorsport	113.5
20	4	Tolman Motorsport	121.7	43	Century Motorsport	107.3	4	Tolman Motorsport	113.3
21	44	Invictus Games Racing	121.7	35	Optimum Motorsport	107.0	44	Invictus Games Racing	112.4
22	77	Fox Motorsport	121.3	66	Team Parker Racing	107.0	23	RACE Performance	112.4
23	66	Team Parker Racing	120.9	44	Invictus Games Racing	106.1	15	Multimatic Motorsports	112.2
24	23	RACE Performance	120.9	23	RACE Performance	106.1	61	Academy Motorsport	111.6
25	11	Beechdean AMR	120.6	61	Academy Motorsport	106.0	11	Beechdean AMR	111.2
26	15	Multimatic Motorsports	120.6	15	Multimatic Motorsports	105.8	62	Academy Motorsport	111.1
27	61	Academy Motorsport	120.2	11	Beechdean AMR	105.5	19	Multimatic Motorsports	110.9
28	62	Academy Motorsport	119.6	62	Academy Motorsport	105.1	77	Fox Motorsport	110.9
29	19	Multimatic Motorsports	119.4	95	TF Sport	105.0	35	Optimum Motorsport	110.7
30	95	TF Sport	119.1	19	Multimatic Motorsports	104.6	66	Team Parker Racing	110.7
31	97	TF Sport	119.1	77	Fox Motorsport	104.5	95	TF Sport	110.5
32	35	Optimum Motorsport	118.5	97	TF Sport	104.5	97	TF Sport	110.5
33	75	Optimum Motorsport	117.9	75	Optimum Motorsport	104.3	75	Optimum Motorsport	110.0
34	32	Track Focused	117.5	32	Track Focused	102.7	32	Track Focused	108.4

Weather / Track : Sunny / Dry

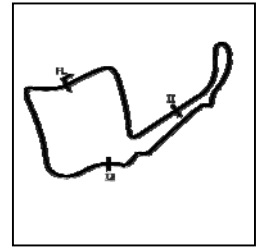
Results can be found at [www.tsl-timing.com](http://www.tsl-timing.com)

Oulton Park International  
Circuit Length = 2.6920 miles  
Start: 11:15 Flag 12:15 End: 12:18

Printed - 12:29 Monday, 22 April 2019

# British GT Championship - Race 1 - Round 1

## RACE 9 - SECTOR ANALYSIS

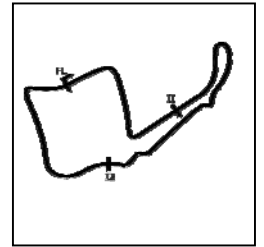


SECTOR 1 = FL to I1, SECTOR 2 = I1 to I2, SECTOR 3 = I2 to FL, DIFF = Difference To Personal Best Lap, P = Crossed Finish Line in Pit Lane, D = Time Disallowed

P1		31 GT3PA		JRM Racing		Bentley Continental GT3					
IDEAL LAP TIME : 1:36.189				BEST LAP TIME : 1:36.392		DIFFERENCE : 0.203					
D1: Rick PARFITT JNR				D2: Seb MORRIS							
LAP	SECTOR 1		SECTOR 2		SECTOR 3		LAP TIME	MPH	DIFF	TIME OF DAY	
1 - D1		129.3	47.470	115.9	26.665	124.0	1:40.257	96.66	3.865	11:16:59.345	
2 - D1	23.795	<b>132.3</b>	46.889	116.5	26.722	124.0	1:37.406	99.49	1.014	11:18:36.751	
3 - D1	23.803	131.8	51.359	115.7	28.920	101.2	1:44.082	93.11	7.690	11:20:20.833	
4 - D1	34.935	91.3	1:14.599	47.8	45.141	83.1	2:34.675	62.65	58.283	11:22:55.508	
5 - D1	35.831	85.8	1:06.288	68.8	40.420	88.8	2:22.539	67.99	46.147	11:25:18.047	
6 - D1	34.355	98.6	1:05.102	79.6	39.919	123.8	2:19.376	69.53	42.984	11:27:37.423	
7 - D1	24.073	131.0	47.147	117.3	26.719	124.2	1:37.939	98.95	1.547	11:29:15.362	
8 - D1	23.664	132.1	46.976	115.7	26.568	124.5	1:37.208	99.69	0.816	11:30:52.570	
9 - D1	23.757	132.1	46.679	117.3	26.709	124.2	1:37.145	99.76	0.753	11:32:29.715	
10 - D1	23.674	131.5	46.868	117.3	26.871	124.5	1:37.413	99.48	1.021	11:34:07.128	
11 - D1	23.634	132.1	46.872	116.9	26.535	<b>124.9</b>	1:37.041	99.86	0.649	11:35:44.169	
12 - D1	23.601	132.1	46.712	116.9	26.750	124.5	1:37.063	99.84	0.671	11:37:21.232	
13 - D1	23.619	131.8	47.318	117.1	IN PIT		1:41.432	<b>P</b> 95.54	5.040	11:39:02.664	
14 - D2	OUTLAP	130.5	47.362	112.2	27.280	123.5	2:49.620	57.13	1:13.228	11:41:52.284	
15 - D2	24.634	130.8	46.759	116.9	26.569	123.5	1:37.962	98.92	1.570	11:43:30.246	
16 - D2	23.589	131.8	<b>46.402</b>	117.1	26.549	123.5	1:36.540	100.38	0.148	11:45:06.786	
17 - D2	23.439	130.5	46.579	116.7	26.433	123.5	1:36.451	100.47	0.059	11:46:43.237	
18 - D2	23.382	132.1	46.548	117.7	26.519	123.5	1:36.449	<b>(3)</b> 100.48	0.057	11:48:19.686	
<b>19 - D2</b>	23.512	130.5	<b>46.402</b>	117.3	26.478	124.0	<b>1:36.392 (1)</b>	<b>100.54</b>		<b>11:49:56.078</b>	
20 - D2	23.421	131.5	46.553	117.9	<b>26.420</b>	123.5	1:36.394	<b>(2)</b> 100.53	0.002	11:51:32.472	
21 - D2	24.134	130.0	46.697	117.5	26.637	123.8	1:37.468	99.43	1.076	11:53:09.940	
22 - D2	24.060	130.3	46.842	117.1	26.614	124.7	1:37.516	99.38	1.124	11:54:47.456	
23 - D2	24.303	130.8	46.753	117.7	26.702	124.2	1:37.758	99.13	1.366	11:56:25.214	
24 - D2	24.389	<b>132.3</b>	47.434	117.1	26.663	123.3	1:38.486	98.40	2.094	11:58:03.700	
25 - D2	23.634	131.5	46.935	117.1	26.522	123.8	1:37.091	99.81	0.699	11:59:40.791	
26 - D2	23.460	131.5	46.773	<b>118.5</b>	26.467	124.2	1:36.700	100.22	0.308	12:01:17.491	
27 - D2	23.485	132.1	46.712	117.9	26.530	123.5	1:36.727	100.19	0.335	12:02:54.218	
28 - D2	<b>23.367</b>	131.5	46.711	117.5	26.421	124.2	1:36.499	100.42	0.107	12:04:30.717	
29 - D2	23.774	129.3	46.819	117.7	26.434	124.5	1:37.027	99.88	0.635	12:06:07.744	
30 - D2	23.457	132.1	46.674	117.3	26.453	124.0	1:36.584	100.34	0.192	12:07:44.328	
31 - D2	23.429	<b>132.3</b>	46.716	117.3	26.792	124.0	1:36.937	99.97	0.545	12:09:21.265	
32 - D2	24.034	131.3	46.888	117.9	28.026	123.8	1:38.948	97.94	2.556	12:11:00.213	
33 - D2	24.004	131.0	48.404	113.7	27.096	122.9	1:39.504	97.39	3.112	12:12:39.717	
34 - D2	23.621	131.8	47.323	117.3	26.558	124.2	1:37.502	99.39	1.110	12:14:17.219	
35 - D2	23.661	131.5	47.635	117.1	26.645	124.5	1:37.941	98.95	1.549	12:15:55.160	

# British GT Championship - Race 1 - Round 1

## RACE 9 - SECTOR ANALYSIS

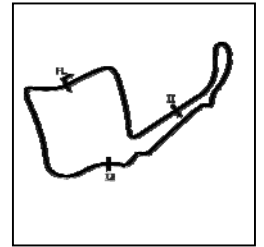


SECTOR 1 = FL to I1, SECTOR 2 = I1 to I2, SECTOR 3 = I2 to FL, DIFF = Difference To Personal Best Lap, P = Crossed Finish Line in Pit Lane, D = Time Disallowed

P2 72 GT3PA Barwell Motorsport		Lamborghini Huracan GT3 EVO								
IDEAL LAP TIME : 1:35.829		BEST LAP TIME : 1:35.923			DIFFERENCE : 0.094					
D1: Adam BALON		D2: Phil KEEN								
LAP	SECTOR 1		SECTOR 2		SECTOR 3		LAP TIME	MPH	DIFF	TIME OF DAY
1 - D1		128.5	48.828	113.3	27.161	120.6	1:43.489	93.64	7.566	11:17:02.577
2 - D1	23.928	128.5	47.902	114.5	27.289	119.6	1:39.119	97.77	3.196	11:18:41.696
3 - D1	24.875	129.5	52.697	113.7	29.438	119.8	1:47.010	90.56	11.087	11:20:28.706
4 - D1	30.717	80.7	1:14.002	63.9	44.937	76.8	2:29.656	64.75	53.733	11:22:58.362
5 - D1	36.578	65.8	1:06.042	61.9	39.395	79.7	2:22.015	68.24	46.092	11:25:20.377
6 - D1	35.812	77.5	1:04.012	76.6	40.027	120.6	2:19.851	69.29	43.928	11:27:40.228
7 - D1	24.443	128.8	47.361	114.7	27.038	120.2	1:38.842	98.04	2.919	11:29:19.070
8 - D1	24.207	128.8	47.339	114.9	27.007	121.3	1:38.553	98.33	2.630	11:30:57.623
9 - D1	23.907	129.8	47.454	114.3	27.086	121.3	1:38.447	98.44	2.524	11:32:36.070
10 - D1	23.931	129.3	47.108	115.5	27.127	121.3	1:38.166	98.72	2.243	11:34:14.236
11 - D1	23.947	129.5	47.243	115.1	27.326	120.0	1:38.516	98.37	2.593	11:35:52.752
12 - D1	24.059	128.5	47.033	115.5	27.229	116.7	1:38.321	98.56	2.398	11:37:31.073
13 - D1	24.115	128.5	47.336	115.5	IN PIT		1:41.281	P 95.68	5.358	11:39:12.354
14 - D2	OUTLAP	127.5	46.914	116.1	27.693	122.2	2:47.632	57.81	1:11.709	11:41:59.986
15 - D2	23.812	128.0	46.995	115.3	26.769	121.1	1:37.576	99.32	1.653	11:43:37.562
16 - D2	23.564	129.5	45.949	115.3	26.410	122.0	1:35.923 (1)	101.03		11:45:13.485
17 - D2	23.634	128.8	46.042	116.1	26.380	121.1	1:36.056	100.89	0.133	11:46:49.541
18 - D2	23.522	128.8	46.101	115.9	26.420	121.5	1:36.043 (3)	100.90	0.120	11:48:25.584
19 - D2	23.557	129.5	46.277	115.9	26.417	121.7	1:36.251	100.68	0.328	11:50:01.835
20 - D2	23.591	129.0	46.319	115.9	26.576	121.3	1:36.486	100.44	0.563	11:51:38.321
21 - D2	23.572	129.5	46.266	116.5	26.500	121.5	1:36.338	100.59	0.415	11:53:14.659
22 - D2	23.585	128.5	47.345	114.7	26.598	122.0	1:37.528	99.36	1.605	11:54:52.187
23 - D2	23.773	128.8	48.095	113.7	27.405	121.5	1:39.273	97.62	3.350	11:56:31.460
24 - D2	23.710	130.0	47.225	115.9	27.866	121.7	1:38.801	98.08	2.878	11:58:10.261
25 - D2	23.845	128.5	48.495	115.1	26.692	121.7	1:39.032	97.86	3.109	11:59:49.293
26 - D2	23.747	128.8	46.276	115.9	26.435	121.7	1:36.458	100.47	0.535	12:01:25.751
27 - D2	23.892	129.5	46.246	115.3	26.557	121.5	1:36.695	100.22	0.772	12:03:02.446
28 - D2	23.689	129.5	46.201	115.5	26.577	121.7	1:36.467	100.46	0.544	12:04:38.913
29 - D2	23.580	129.3	46.221	116.1	26.488	121.7	1:36.289	100.64	0.366	12:06:15.202
30 - D2	23.575	129.3	45.981	115.7	26.427	121.7	1:35.983 (2)	100.96	0.060	12:07:51.185
31 - D2	23.500	129.5	46.226	115.9	26.414	122.0	1:36.140	100.80	0.217	12:09:27.325
32 - D2	23.522	130.0	46.429	115.9	26.773	121.7	1:36.724	100.19	0.801	12:11:04.049
33 - D2	24.738	121.3	47.206	114.7	26.797	121.5	1:38.741	98.14	2.818	12:12:42.790
34 - D2	23.790	129.3	46.404	116.3	26.713	122.0	1:36.907	100.00	0.984	12:14:19.697
35 - D2	23.692	130.3	47.146	115.5	27.891	122.4	1:38.729	98.16	2.806	12:15:58.426

# British GT Championship - Race 1 - Round 1

## RACE 9 - SECTOR ANALYSIS



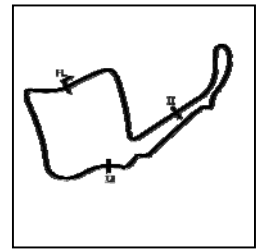
SECTOR 1 = FL to I1, SECTOR 2 = I1 to I2, SECTOR 3 = I2 to FL, DIFF = Difference To Personal Best Lap, P = Crossed Finish Line in Pit Lane, D = Time Disallowed

P3 96 GT3S Optimum Motorsport				Aston Martin V8 Vantage GT3						
IDEAL LAP TIME : 1:37.133		BEST LAP TIME : 1:37.260		DIFFERENCE : 0.127						
D1: Oliver WILKINSON		D2: Bradley ELLIS								
LAP	SECTOR 1		SECTOR 2		SECTOR 3		LAP TIME	MPH	DIFF	TIME OF DAY
1 - D1		129.0	49.197	115.5	26.972	120.6	1:44.367	92.85	7.107	11:17:03.455
2 - D1	24.232	131.5	47.908	116.1	27.021	122.0	1:39.161	97.73	1.901	11:18:42.616
3 - D1	26.914	106.0	53.409	111.2	28.125	120.9	1:48.448	89.36	11.188	11:20:31.064
4 - D1	30.554	76.2	1:14.214	50.5	45.100	78.0	2:29.868	64.66	52.608	11:23:00.932
5 - D1	36.927	63.4	1:06.071	88.6	40.433	72.7	2:23.431	67.56	46.171	11:25:24.363
6 - D1	35.353	77.2	1:02.569	80.8	39.082	122.6	2:17.004	70.73	39.744	11:27:41.367
7 - D1	24.269	130.8	47.595	115.9	26.833	122.2	1:38.697	98.19	1.437	11:29:20.064
8 - D1	24.175	131.0	47.575	115.9	26.755	122.2	1:38.505	98.38	1.245	11:30:58.569
9 - D1	24.340	131.5	48.083	115.1	26.727	122.2	1:39.150	97.74	1.890	11:32:37.719
10 - D1	24.540	131.0	47.828	116.1	27.138	121.3	1:39.506	97.39	2.246	11:34:17.225
11 - D1	23.951	131.0	47.559	116.5	26.884	121.7	1:38.394	98.49	1.134	11:35:55.619
12 - D1	24.636	131.0	47.573	115.9	IN PIT		1:42.852	P 94.22	5.592	11:37:38.471
13 - D2	OUTLAP	131.0	46.793	115.5	27.588	121.5	2:48.584	57.48	1:11.324	11:40:27.055
14 - D2	24.316	129.3	47.710	114.7	27.220	121.7	1:39.246	97.64	1.986	11:42:06.301
15 - D2	24.478	129.3	48.132	113.9	27.565	122.0	1:40.175	96.74	2.915	11:43:46.476
16 - D2	24.022	130.5	47.329	115.3	27.032	121.7	1:38.383	98.50	1.123	11:45:24.859
17 - D2	24.431	128.3	47.075	115.5	26.786	122.0	1:38.292	98.59	1.032	11:47:03.151
18 - D2	23.769	130.3	46.950	115.3	26.744	121.7	1:37.463	(2) 99.43	0.203	11:48:40.614
19 - D2	23.753	131.3	46.736	115.1	26.771	121.7	1:37.260	(1) 99.64		11:50:17.874
20 - D2	23.850	130.3	46.941	115.3	26.739	121.7	1:37.530	99.36	0.270	11:51:55.404
21 - D2	23.699	131.3	46.933	115.1	26.878	122.0	1:37.510	(3) 99.38	0.250	11:53:32.914
22 - D2	23.965	130.8	46.878	115.5	26.784	122.0	1:37.627	99.26	0.367	11:55:10.541
23 - D2	23.741	130.8	47.715	114.3	27.099	121.5	1:38.555	98.33	1.295	11:56:49.096
24 - D2	23.891	130.8	47.148	116.1	27.980	121.1	1:39.019	97.87	1.759	11:58:28.115
25 - D2	23.930	130.0	47.400	115.7	28.252	120.9	1:39.582	97.31	2.322	12:00:07.697
26 - D2	24.133	129.8	46.707	115.9	27.065	121.5	1:37.905	98.98	0.645	12:01:45.602
27 - D2	24.292	130.3	48.436	113.3	27.709	121.1	1:40.437	96.49	3.177	12:03:26.039
28 - D2	24.370	130.8	47.608	115.7	26.808	122.0	1:38.786	98.10	1.526	12:05:04.825
29 - D2	23.820	130.0	47.079	116.3	26.833	122.4	1:37.732	99.16	0.472	12:06:42.557
30 - D2	23.766	131.3	47.107	115.5	26.848	121.5	1:37.721	99.17	0.461	12:08:20.278
31 - D2	23.786	131.0	47.106	115.7	26.920	122.2	1:37.812	99.08	0.552	12:09:58.090
32 - D2	23.714	131.3	47.085	115.9	26.888	122.0	1:37.687	99.20	0.427	12:11:35.777
33 - D2	23.781	130.8	48.124	113.5	27.022	122.2	1:38.927	97.96	1.667	12:13:14.704
34 - D2	23.979	131.8	47.151	115.7	26.949	122.2	1:38.079	98.81	0.819	12:14:52.783
35 - D2	23.820	132.1	47.855	115.7	27.204	122.9	1:38.879	98.01	1.619	12:16:31.662



# British GT Championship - Race 1 - Round 1

## RACE 9 - SECTOR ANALYSIS

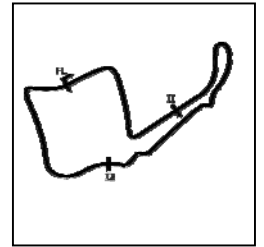


SECTOR 1 = FL to I1, SECTOR 2 = I1 to I2, SECTOR 3 = I2 to FL, DIFF = Difference To Personal Best Lap, P = Crossed Finish Line in Pit Lane, D = Time Disallowed

P4 69 GT3PA Barwell Motorsport		Lamborghini Huracan GT3 EVO								
IDEAL LAP TIME : 1:36.743			BEST LAP TIME : 1:36.870			DIFFERENCE : 0.127				
D1: Sam DE HAAN			D2: Jonny COCKER							
LAP	SECTOR 1		SECTOR 2		SECTOR 3		LAP TIME	MPH	DIFF	TIME OF DAY
1 - D1		126.1	48.917	113.7	26.921	121.3	1:42.022	94.99	5.152	11:17:01.110
2 - D1	24.159	129.0	47.590	115.1	27.041	121.1	1:38.790	98.10	1.920	11:18:39.900
3 - D1	24.842	127.3	51.691	114.1	29.589	119.4	1:46.122	91.32	9.252	11:20:26.022
4 - D1	31.007	75.9	1:14.246	49.5	44.928	70.1	2:30.181	64.53	53.311	11:22:56.203
5 - D1	36.122	95.5	1:06.112	86.1	40.141	91.4	2:22.375	68.06	45.505	11:25:18.578
6 - D1	35.021	81.2	1:04.666	79.4	39.817	120.2	2:19.504	69.46	42.634	11:27:38.082
7 - D1	24.329	128.8	47.627	114.7	27.065	121.3	1:39.021	97.87	2.151	11:29:17.103
8 - D1	24.201	129.3	47.527	114.9	26.877	121.3	1:38.605	98.28	1.735	11:30:55.708
9 - D1	24.120	129.3	47.461	114.5	26.970	121.1	1:38.551	98.33	1.681	11:32:34.259
10 - D1	24.100	128.8	47.080	114.9	26.743	121.1	1:37.923	98.96	1.053	11:34:12.182
11 - D1	24.018	129.5	47.235	115.3	26.759	121.3	1:38.012	98.87	1.142	11:35:50.194
12 - D1	24.116	129.3	47.559	115.7	IN PIT		1:45.333	P 92.00	8.463	11:37:35.527
13 - D2	OUTLAP	130.3	46.997	114.5	27.630	121.3	2:52.275	56.25	1:15.405	11:40:27.802
14 - D2	24.821	129.3	47.948	114.9	27.728	121.5	1:40.497	96.43	3.627	11:42:08.299
15 - D2	24.072	130.0	48.100	115.7	27.627	121.7	1:39.799	97.10	2.929	11:43:48.098
16 - D2	23.758	130.8	46.906	116.5	27.237	121.7	1:37.901	98.99	1.031	11:45:25.999
17 - D2	24.494	130.0	47.064	116.5	26.561	122.0	1:38.119	98.77	1.249	11:47:04.118
18 - D2	23.537	131.0	46.645	115.5	26.688	121.5	1:36.870 (1)	100.04		11:48:40.988
19 - D2	23.850	130.3	46.739	116.1	26.659	121.5	1:37.248 (2)	99.65	0.378	11:50:18.236
20 - D2	23.866	130.0	47.062	115.9	26.742	122.0	1:37.670	99.22	0.800	11:51:55.906
21 - D2	23.734	130.0	46.906	115.7	26.805	121.3	1:37.445 (3)	99.45	0.575	11:53:33.351
22 - D2	24.043	130.5	46.846	115.5	26.995	121.5	1:37.884	99.00	1.014	11:55:11.235
23 - D2	23.808	129.3	47.332	116.1	26.978	122.0	1:38.118	98.77	1.248	11:56:49.353
24 - D2	24.160	130.5	47.558	115.7	27.432	121.1	1:39.150	97.74	2.280	11:58:28.503
25 - D2	23.816	130.5	47.510	112.4	28.267	122.4	1:39.593	97.30	2.723	12:00:08.096
26 - D2	24.200	131.3	46.870	115.9	27.125	121.5	1:38.195	98.69	1.325	12:01:46.291
27 - D2	24.203	130.3	48.204	114.5	27.577	120.9	1:39.984	96.92	3.114	12:03:26.275
28 - D2	24.564	130.0	47.474	115.7	26.967	122.0	1:39.005	97.88	2.135	12:05:05.280
29 - D2	23.808	128.8	46.985	115.9	26.812	121.7	1:37.605	99.29	0.735	12:06:42.885
30 - D2	23.747	130.8	47.100	115.9	26.883	122.0	1:37.730	99.16	0.860	12:08:20.615
31 - D2	23.760	130.5	46.965	116.3	27.102	122.2	1:37.827	99.06	0.957	12:09:58.442
32 - D2	23.857	130.3	47.183	115.5	26.734	121.7	1:37.774	99.11	0.904	12:11:36.216
33 - D2	23.811	130.5	47.895	111.6	27.095	121.7	1:38.801	98.08	1.931	12:13:15.017
34 - D2	24.014	130.3	47.119	115.9	26.894	122.0	1:38.027	98.86	1.157	12:14:53.044
35 - D2	23.929	132.1	47.780	116.3	27.054	122.9	1:38.763	98.12	1.893	12:16:31.807

# British GT Championship - Race 1 - Round 1

## RACE 9 - SECTOR ANALYSIS

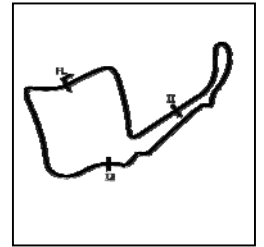


SECTOR 1 = FL to I1, SECTOR 2 = I1 to I2, SECTOR 3 = I2 to FL, DIFF = Difference To Personal Best Lap, P = Crossed Finish Line in Pit Lane, D = Time Disallowed

P5		3 GT3PA Century Motorsport			BMW M6 GT3					
IDEAL LAP TIME : 1:37.339		BEST LAP TIME : 1:37.358			DIFFERENCE : 0.019					
D1: Dominic PAUL		D2: Ben GREEN								
LAP	SECTOR 1	SECTOR 2	SECTOR 3	LAP TIME	MPH	DIFF	TIME OF DAY			
1 - D1		131.8	48.755	118.1	26.947	124.9	1:42.469	94.57	5.111	11:17:01.557
2 - D1	24.362	130.5	47.538	118.3	27.183	123.8	1:39.083	97.80	1.725	11:18:40.640
3 - D1	24.554	130.3	52.518	117.9	29.191	121.1	1:46.263	91.20	8.905	11:20:26.903
4 - D1	30.751	77.5	1:14.370	54.1	44.831	81.3	2:29.952	64.62	52.594	11:22:56.855
5 - D1	36.486	80.3	1:05.875	81.1	40.072	85.2	2:22.433	68.04	45.075	11:25:19.288
6 - D1	34.785	81.8	1:05.063	72.7	39.408	123.8	2:19.256	69.59	41.898	11:27:38.544
7 - D1	24.335	132.3	47.995	116.9	27.539	122.2	1:39.869	97.04	2.511	11:29:18.413
8 - D1	24.508	132.3	47.310	117.5	26.846	123.3	1:38.664	98.22	1.306	11:30:57.077
9 - D1	23.868	132.3	47.524	117.7	26.792	124.0	1:38.184	98.70	0.826	11:32:35.261
10 - D1	24.010	132.3	47.457	117.3	26.764	123.8	1:38.231	98.65	0.873	11:34:13.492
11 - D1	23.828	132.1	47.297	117.7	26.606	124.5	1:37.731	99.16	0.373	11:35:51.223
12 - D1	24.078	131.8	47.482	116.9	IN PIT		1:41.408	P 95.56	4.050	11:37:32.631
13 - D2	OUTLAP	132.3	47.177	118.9	27.056	124.2	2:56.267	54.98	1:18.909	11:40:28.898
14 - D2	24.038	131.5	47.816	118.1	27.928	123.8	1:39.782	97.12	2.424	11:42:08.680
15 - D2	24.224	132.6	48.146	118.7	27.402	122.6	1:39.772	97.13	2.414	11:43:48.452
16 - D2	24.131	133.4	47.174	117.7	26.778	123.3	1:38.083	98.80	0.725	11:45:26.535
17 - D2	24.234	132.1	47.487	119.1	26.635	124.2	1:38.356	98.53	0.998	11:47:04.891
18 - D2	23.809	132.8	46.986	118.9	26.563	124.0	1:37.358 (1)	99.54		11:48:42.249
19 - D2	23.884	131.8	47.108	118.5	26.734	124.7	1:37.726	99.16	0.368	11:50:19.975
20 - D2	23.794	132.8	47.039	117.9	26.653	124.5	1:37.486 (2)	99.41	0.128	11:51:57.461
21 - D2	23.841	132.6	47.311	119.6	26.559	125.2	1:37.711 (3)	99.18	0.353	11:53:35.172
22 - D2	23.879	132.8	47.220	118.3	26.835	124.5	1:37.934	98.95	0.576	11:55:13.106
23 - D2	23.840	133.1	47.386	118.3	26.979	124.5	1:38.205	98.68	0.847	11:56:51.311
24 - D2	24.212	133.4	47.228	117.9	26.817	124.2	1:38.257	98.63	0.899	11:58:29.568
25 - D2	24.136	133.4	47.453	117.7	27.570	124.9	1:39.159	97.73	1.801	12:00:08.727
26 - D2	24.577	132.3	47.097	119.4	26.839	124.9	1:38.513	98.37	1.155	12:01:47.240
27 - D2	24.390	133.6	48.112	118.3	27.612	124.0	1:40.114	96.80	2.756	12:03:27.354
28 - D2	24.209	133.1	47.440	117.3	26.881	124.2	1:38.530	98.35	1.172	12:05:05.884
29 - D2	23.915	131.5	47.449	118.5	26.856	124.5	1:38.220	98.66	0.862	12:06:44.104
30 - D2	24.008	132.1	47.325	118.7	26.777	124.2	1:38.110	98.77	0.752	12:08:22.214
31 - D2	23.923	132.8	47.587	118.7	26.870	125.6	1:38.380	98.50	1.022	12:10:00.594
32 - D2	23.963	132.6	47.499	118.7	26.818	124.5	1:38.280	98.60	0.922	12:11:38.874
33 - D2	24.319	131.8	47.481	118.1	27.042	124.5	1:38.842	98.04	1.484	12:13:17.716
34 - D2	24.062	132.1	47.563	118.3	26.860	124.7	1:38.485	98.40	1.127	12:14:56.201
35 - D2	23.972	133.4	47.746	111.6	27.468	124.9	1:39.186	97.70	1.828	12:16:35.387

# British GT Championship - Race 1 - Round 1

## RACE 9 - SECTOR ANALYSIS

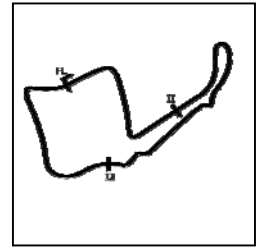


SECTOR 1 = FL to I1, SECTOR 2 = I1 to I2, SECTOR 3 = I2 to FL, DIFF = Difference To Personal Best Lap, P = Crossed Finish Line in Pit Lane, D = Time Disallowed

P6		9 GT3PA Century Motorsport				BMW M6 GT3				
IDEAL LAP TIME : 1:36.796		BEST LAP TIME : 1:37.239				DIFFERENCE : 0.443				
D1: Adrian WILLMOTT		D2: Jack MITCHELL								
LAP	SECTOR 1		SECTOR 2		SECTOR 3		LAP TIME	MPH	DIFF	TIME OF DAY
1 - D1		132.1	48.798	117.3	27.084	124.0	1:42.980	94.10	5.741	11:17:02.068
2 - D1	23.983	132.3	47.903	117.3	27.421	123.1	1:39.307	97.58	2.068	11:18:41.375
3 - D1	24.212	132.3	52.704	116.9	29.444	123.1	1:46.360	91.11	9.121	11:20:27.735
4 - D1	31.001	80.8	1:13.949	58.1	44.921	89.2	2:29.871	64.66	52.632	11:22:57.606
5 - D1	36.694	72.7	1:05.851	75.4	39.806	71.1	2:22.351	68.08	45.112	11:25:19.957
6 - D1	34.925	74.4	1:04.904	77.2	40.008	123.5	2:19.837	69.30	42.598	11:27:39.794
7 - D1	24.012	131.0	47.294	118.1	27.347	122.6	1:38.653	98.23	1.414	11:29:18.447
8 - D1	23.966	132.6	47.076	118.1	26.883	123.8	1:37.925	98.96	0.686	11:30:56.372
9 - D1	23.883	132.8	47.538	117.5	26.900	123.3	1:38.321	98.56	1.082	11:32:34.693
10 - D1	23.975	132.6	47.172	117.9	26.693	124.0	1:37.840	99.05	0.601	11:34:12.533
11 - D1	24.003	133.1	47.243	118.5	26.884	122.6	1:38.130	98.75	0.891	11:35:50.663
12 - D1	24.059	132.6	47.554	117.3	IN PIT		1:44.166	P 93.03	6.927	11:37:34.829
13 - D2	OUTLAP	133.4	46.584	118.1	26.613	123.8	2:54.921	55.40	1:17.682	11:40:29.750
14 - D2	23.958	133.9	47.979	118.1	27.711	124.9	1:39.648	97.25	2.409	11:42:09.398
15 - D2	24.139	133.1	49.408	105.6	26.930	124.5	1:40.477	96.45	3.238	11:43:49.875
16 - D2	24.275	131.5	46.710	118.7	27.512	125.2	1:38.497	98.39	1.258	11:45:28.372
17 - D2	23.846	132.8	48.009	118.3	26.585	124.9	1:38.440	98.44	1.201	11:47:06.812
18 - D2	23.799	133.1	46.917	119.1	26.622	124.5	1:37.338	(2) 99.56	0.099	11:48:44.150
19 - D2	23.627	133.6	47.005	118.3	26.607	124.5	1:37.239	(1) 99.66		11:50:21.389
20 - D2	23.771	132.8	46.941	118.9	26.795	124.0	1:37.507	99.39	0.268	11:51:58.896
21 - D2	23.731	133.1	47.060	118.9	26.644	124.0	1:37.435	(3) 99.46	0.196	11:53:36.331
22 - D2	23.821	133.4	46.914	118.5	26.852	124.0	1:37.587	99.30	0.348	11:55:13.918
23 - D2	24.446	133.4	47.068	118.5	26.813	124.2	1:38.327	98.56	1.088	11:56:52.245
24 - D2	24.231	132.1	47.202	117.7	27.269	124.0	1:38.702	98.18	1.463	11:58:30.947
25 - D2	24.550	131.8	47.174	118.9	27.074	120.0	1:38.798	98.09	1.559	12:00:09.745
26 - D2	24.908	131.0	47.314	118.7	26.845	124.7	1:39.067	97.82	1.828	12:01:48.812
27 - D2	24.115	132.3	47.863	117.5	27.259	123.5	1:39.237	97.65	1.998	12:03:28.049
28 - D2	24.268	130.8	47.383	118.5	26.808	124.0	1:38.459	98.42	1.220	12:05:06.508
29 - D2	23.999	132.6	47.509	118.5	26.871	124.7	1:38.379	98.50	1.140	12:06:44.887
30 - D2	23.861	133.1	47.371	117.7	26.825	124.0	1:38.057	98.83	0.818	12:08:22.944
31 - D2	23.972	133.4	47.482	117.9	26.926	124.0	1:38.380	98.50	1.141	12:10:01.324
32 - D2	23.936	133.1	47.504	114.9	27.046	123.8	1:38.486	98.40	1.247	12:11:39.810
33 - D2	24.344	131.8	47.454	117.7	26.829	124.7	1:38.627	98.26	1.388	12:13:18.437
34 - D2	24.054	133.4	47.474	117.7	26.888	124.2	1:38.416	98.47	1.177	12:14:56.853
35 - D2	24.054	133.6	47.571	117.9	27.795	122.2	1:39.420	97.47	2.181	12:16:36.273

# British GT Championship - Race 1 - Round 1

## RACE 9 - SECTOR ANALYSIS

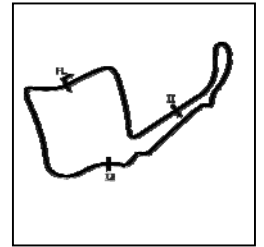


SECTOR 1 = FL to I1, SECTOR 2 = I1 to I2, SECTOR 3 = I2 to FL, DIFF = Difference To Personal Best Lap, P = Crossed Finish Line in Pit Lane, D = Time Disallowed

P7 47 GT3PA TF Sport			Aston Martin V8 Vantage GT3							
IDEAL LAP TIME : 1:36.648			BEST LAP TIME : 1:36.894			DIFFERENCE : 0.246				
D1: Graham DAVIDSON			D2: Jonny ADAM							
LAP	SECTOR 1		SECTOR 2		SECTOR 3		LAP TIME	MPH	DIFF	TIME OF DAY
1 - D1		127.5	49.323	115.3	27.167	122.2	1:45.425	91.92	8.531	11:17:04.513
2 - D1	23.921	131.5	47.713	115.5	27.100	121.5	1:38.734	98.15	1.840	11:18:43.247
3 - D1	26.953	93.7	53.299	114.3	28.515	120.6	1:48.767	89.10	11.873	11:20:32.014
4 - D1	30.480	73.3	1:14.454	50.0	45.076	61.0	2:30.010	64.60	53.116	11:23:02.024
5 - D1	36.710	67.8	1:06.437	70.4	40.398	62.1	2:23.545	67.51	46.651	11:25:25.569
6 - D1	35.014	79.6	1:03.177	72.5	38.185	122.4	2:16.376	71.06	39.482	11:27:41.945
7 - D1	24.072	131.0	47.706	115.3	27.320	118.3	1:39.098	97.79	2.204	11:29:21.043
8 - D1	24.357	131.0	47.507	115.7	26.935	122.4	1:38.799	98.09	1.905	11:30:59.842
9 - D1	23.925	131.8	47.636	114.7	27.078	121.7	1:38.639	98.25	1.745	11:32:38.481
10 - D1	24.105	131.0	47.931	115.1	27.276	120.9	1:39.312	97.58	2.418	11:34:17.793
11 - D1	23.881	132.1	47.624	115.5	26.835	121.7	1:38.340	98.54	1.446	11:35:56.133
12 - D1	24.742	130.3	48.350	115.9	IN PIT		1:45.044	P 92.25	8.150	11:37:41.177
13 - D2	OUTLAP	131.3	46.687	115.9	26.685	122.2	2:49.655	57.12	1:12.761	11:40:30.832
14 - D2	24.050	130.5	47.876	115.5	27.084	122.4	1:39.010	97.88	2.116	11:42:09.842
15 - D2	24.071	132.6	49.196	112.2	27.307	122.2	1:40.574	96.35	3.680	11:43:50.416
16 - D2	24.023	132.1	46.924	116.9	27.188	122.6	1:38.135	98.75	1.241	11:45:28.551
17 - D2	24.447	130.8	47.857	116.1	26.664	122.4	1:38.968	97.92	2.074	11:47:07.519
18 - D2	23.695	132.1	46.810	115.9	26.847	122.6	1:37.352	99.54	0.458	11:48:44.871
19 - D2	23.578	131.5	46.779	116.3	26.782	122.4	1:37.139	(3) 99.76	0.245	11:50:22.010
20 - D2	23.569	131.8	46.957	116.3	26.670	122.6	1:37.196	99.70	0.302	11:51:59.206
21 - D2	23.651	132.1	47.324	115.9	26.637	122.6	1:37.612	99.28	0.718	11:53:36.818
22 - D2	23.661	131.0	46.964	116.1	26.889	121.5	1:37.514	99.38	0.620	11:55:14.332
23 - D2	24.285	130.8	47.239	116.7	26.877	122.0	1:38.401	98.48	1.507	11:56:52.733
24 - D2	23.900	130.5	47.278	116.5	27.618	122.4	1:38.796	98.09	1.902	11:58:31.529
25 - D2	24.321	128.5	47.316	115.7	27.072	123.5	1:38.709	98.18	1.815	12:00:10.238
26 - D2	25.005	130.0	48.902	116.1	26.821	122.6	1:40.728	96.21	3.834	12:01:50.966
27 - D2	23.623	132.3	47.882	116.5	28.432	122.6	1:39.937	96.97	3.043	12:03:30.903
28 - D2	23.881	132.6	48.944	114.9	27.136	121.7	1:39.961	96.95	3.067	12:05:10.864
29 - D2	23.630	131.3	46.798	116.1	26.746	122.6	1:37.174	99.73	0.280	12:06:48.038
30 - D2	23.522	131.8	46.502	116.1	26.870	121.7	1:36.894	(1) 100.01		12:08:24.932
31 - D2	23.509	132.1	46.648	115.9	26.797	121.7	1:36.954	(2) 99.95	0.060	12:10:01.886
32 - D2	23.722	131.0	47.392	115.5	27.073	121.7	1:38.187	98.70	1.293	12:11:40.073
33 - D2	24.385	129.5	47.541	115.9	26.980	122.0	1:38.906	97.98	2.012	12:13:18.979
34 - D2	24.282	131.8	47.078	115.7	26.961	121.5	1:38.321	98.56	1.427	12:14:57.300
35 - D2	23.900	130.8	47.637	115.5	27.842	121.3	1:39.379	97.51	2.485	12:16:36.679

# British GT Championship - Race 1 - Round 1

## RACE 9 - SECTOR ANALYSIS

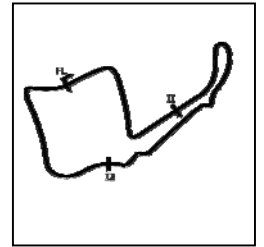


SECTOR 1 = FL to I1, SECTOR 2 = I1 to I2, SECTOR 3 = I2 to FL, DIFF = Difference To Personal Best Lap, P = Crossed Finish Line in Pit Lane, D = Time Disallowed

P8		8 GT3PA Team ABBA Racing				Mercedes-AMG GT3				
IDEAL LAP TIME : 1:37.081		BEST LAP TIME : 1:37.081				DIFFERENCE : 0.000				
D1: Richard NEARY		D2: Adam CHRISTODOULOU								
LAP	SECTOR 1	SECTOR 2	SECTOR 3	LAP TIME	MPH	DIFF	TIME OF DAY			
1 - D1		129.5	49.069	115.1	27.248	120.9	1:44.169	93.03	7.088	11:17:03.257
2 - D1	24.118	129.8	47.949	114.9	27.094	120.9	1:39.161	97.73	2.080	11:18:42.418
3 - D1	26.658	111.2	52.372	113.9	27.918	120.4	1:46.948	90.61	9.867	11:20:29.366
4 - D1	31.484	78.7	1:14.044	58.1	45.166	78.3	2:30.694	64.31	53.613	11:23:00.060
5 - D1	36.491	61.1	1:05.536	55.9	39.885	98.6	2:21.912	68.29	44.831	11:25:21.972
6 - D1	35.846	63.7	1:03.303	83.0	39.668	122.0	2:18.817	69.81	41.736	11:27:40.789
7 - D1	24.309	129.8	47.453	115.9	26.969	121.3	1:38.731	98.15	1.650	11:29:19.520
8 - D1	24.173	130.5	47.532	114.9	27.047	120.6	1:38.752	98.13	1.671	11:30:58.272
9 - D1	24.348	127.8	47.831	115.3	27.022	120.4	1:39.201	97.69	2.120	11:32:37.473
10 - D1	24.538	129.5	47.546	115.5	26.877	121.1	1:38.961	97.93	1.880	11:34:16.434
11 - D1	23.982	130.3	47.729	115.1	27.255	120.6	1:38.966	97.92	1.885	11:35:55.400
12 - D1	25.328	129.3	48.215	115.3	IN PIT		1:44.606	P 92.64	7.525	11:37:40.006
13 - D2	OUTLAP	130.8	47.017	115.9	26.763	121.3	2:51.732	56.43	1:14.651	11:40:31.738
14 - D2	24.233	131.5	48.081	115.7	26.822	122.2	1:39.136	97.75	2.055	11:42:10.874
15 - D2	24.112	129.8	48.717	115.9	27.903	121.5	1:40.732	96.20	3.651	11:43:51.606
16 - D2	23.899	131.5	46.877	116.1	26.789	123.1	1:37.565	99.33	0.484	11:45:29.171
17 - D2	24.051	130.8	47.939	115.9	26.858	122.4	1:38.848	98.04	1.767	11:47:08.019
18 - D2	23.794	131.0	46.832	115.9	27.139	122.6	1:37.765	99.12	0.684	11:48:45.784
19 - D2	23.826	131.0	46.866	115.3	26.731	122.0	1:37.423	99.47	0.342	11:50:23.207
20 - D2	23.680	131.5	46.715	116.5	26.686	122.2	1:37.081 (1)	99.82		11:52:00.288
21 - D2	23.780	131.3	46.833	116.3	26.726	121.7	1:37.339 (2)	99.56	0.258	11:53:37.627
22 - D2	23.741	131.3	46.868	115.9	26.772	122.6	1:37.381 (3)	99.51	0.300	11:55:15.008
23 - D2	24.517	130.0	46.982	116.1	26.882	122.4	1:38.381	98.50	1.300	11:56:53.389
24 - D2	24.045	132.1	47.291	115.9	27.209	122.2	1:38.545	98.34	1.464	11:58:31.934
25 - D2	24.099	131.3	47.785	115.7	27.316	121.3	1:39.200	97.69	2.119	12:00:11.134
26 - D2	25.177	128.8	48.890	115.5	27.078	122.0	1:41.145	95.81	4.064	12:01:52.279
27 - D2	23.794	131.5	47.766	114.9	27.457	122.0	1:39.017	97.87	1.936	12:03:31.296
28 - D2	24.106	131.5	48.460	114.7	27.377	122.0	1:39.943	96.96	2.862	12:05:11.239
29 - D2	23.938	131.0	46.881	116.3	26.832	122.4	1:37.651	99.24	0.570	12:06:48.890
30 - D2	23.754	132.1	46.836	116.1	26.809	121.5	1:37.399	99.50	0.318	12:08:26.289
31 - D2	23.789	130.8	47.066	115.5	26.913	122.4	1:37.768	99.12	0.687	12:10:04.057
32 - D2	23.778	131.3	47.013	115.5	27.088	121.7	1:37.879	99.01	0.798	12:11:41.936
33 - D2	23.885	131.5	47.325	115.9	27.038	122.0	1:38.248	98.64	1.167	12:13:20.184
34 - D2	24.244	130.0	47.180	115.7	26.835	122.4	1:38.259	98.63	1.178	12:14:58.443
35 - D2	24.010	131.0	47.528	116.1	27.250	122.2	1:38.788	98.10	1.707	12:16:37.231

# British GT Championship - Race 1 - Round 1

## RACE 9 - SECTOR ANALYSIS

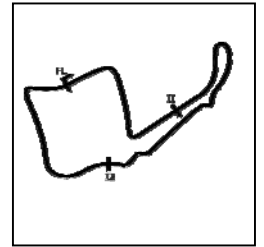


SECTOR 1 = FL to I1, SECTOR 2 = I1 to I2, SECTOR 3 = I2 to FL, DIFF = Difference To Personal Best Lap, P = Crossed Finish Line in Pit Lane, D = Time Disallowed

P9 99 GT3PA Beechdean AMR		Aston Martin V8 Vantage GT3								
IDEAL LAP TIME : 1:36.920		BEST LAP TIME : 1:37.128								
D1: Andrew HOWARD		D2: Marco SØRENSEN								
LAP	SECTOR 1	SECTOR 2	SECTOR 3	LAP TIME	MPH	DIFF	TIME OF DAY			
1 - D1		128.3	49.468	113.9	29.380	120.2	1:48.191	89.57	11.063	11:17:07.279
2 - D1	24.439	130.0	48.095	113.7	27.412	120.4	1:39.946	96.96	2.818	11:18:47.225
3 - D1	25.249	108.7	52.788	113.7	28.226	119.4	1:46.263	91.20	9.135	11:20:33.488
4 - D1	30.369	77.9	1:14.180	49.3	45.013	79.2	2:29.562	64.79	52.434	11:23:03.050
5 - D1	37.198	61.3	1:06.424	72.4	39.701	57.8	2:23.323	67.61	46.195	11:25:26.373
6 - D1	35.240	73.6	1:02.743	69.3	38.466	121.1	2:16.449	71.02	39.321	11:27:42.822
7 - D1	24.455	129.3	47.995	113.5	27.357	120.4	1:39.807	97.10	2.679	11:29:22.629
8 - D1	24.199	130.0	47.536	114.9	27.077	120.9	1:38.812	98.07	1.684	11:31:01.441
9 - D1	24.051	130.3	47.516	115.3	27.048	121.5	1:38.615	98.27	1.487	11:32:40.056
10 - D1	24.152	130.0	47.615	114.3	27.116	120.9	1:38.883	98.00	1.755	11:34:18.939
11 - D1	23.883	131.3	47.379	115.1	27.064	121.5	1:38.326	98.56	1.198	11:35:57.265
12 - D1	24.353	125.2	48.407	115.3	IN PIT		1:45.098	P 92.21	7.970	11:37:42.363
13 - D2	OUTLAP	130.5	47.706	114.7	26.936	121.1	2:51.825	56.40	1:14.697	11:40:34.188
14 - D2	23.699	130.8	47.476	115.7	26.975	122.4	1:38.150	98.73	1.022	11:42:12.338
15 - D2	23.821	130.0	49.076	113.5	28.036	120.9	1:40.933	96.01	3.805	11:43:53.271
16 - D2	24.059	131.3	47.291	115.5	26.826	122.2	1:38.176	98.71	1.048	11:45:31.447
17 - D2	23.905	130.8	47.700	116.5	27.575	121.7	1:39.180	97.71	2.052	11:47:10.627
18 - D2	23.875	129.5	46.870	116.7	26.618	122.2	1:37.363	99.53	0.235	11:48:47.990
19 - D2	23.647	131.3	46.717	115.7	26.791	122.0	1:37.155	(2) 99.75	0.027	11:50:25.145
20 - D2	23.585	131.0	46.770	115.9	26.773	121.7	1:37.128	(1) 99.77		11:52:02.273
21 - D2	23.688	131.3	47.019	115.5	26.666	122.0	1:37.373	99.52	0.245	11:53:39.646
22 - D2	23.669	130.5	46.847	115.1	26.871	122.4	1:37.387	99.51	0.259	11:55:17.033
23 - D2	23.737	131.8	47.408	115.3	26.835	122.6	1:37.980	98.91	0.852	11:56:55.013
24 - D2	23.840	130.8	48.090	115.9	26.782	122.9	1:38.712	98.17	1.584	11:58:33.725
25 - D2	23.969	129.0	47.846	115.3	26.911	122.2	1:38.726	98.16	1.598	12:00:12.451
26 - D2	24.315	130.8	49.682	114.9	27.115	122.2	1:41.112	95.84	3.984	12:01:53.563
27 - D2	23.757	131.0	47.193	116.1	28.037	122.4	1:38.987	97.90	1.859	12:03:32.550
28 - D2	24.481	129.5	47.441	115.1	27.959	122.0	1:39.881	97.02	2.753	12:05:12.431
29 - D2	23.726	131.5	46.963	115.3	26.875	122.4	1:37.564	99.33	0.436	12:06:49.995
30 - D2	23.670	131.5	46.832	116.3	26.795	122.2	1:37.297	(3) 99.60	0.169	12:08:27.292
31 - D2	23.749	131.0	47.013	115.7	26.674	122.9	1:37.436	99.46	0.308	12:10:04.728
32 - D2	23.663	131.8	47.203	115.5	26.941	122.4	1:37.807	99.08	0.679	12:11:42.535
33 - D2	23.768	131.3	47.873	115.9	26.904	122.2	1:38.545	98.34	1.417	12:13:21.080
34 - D2	23.807	131.3	47.335	114.9	26.825	122.4	1:37.967	98.92	0.839	12:14:59.047
35 - D2	23.837	131.8	47.487	115.5	27.544	121.7	1:38.868	98.02	1.740	12:16:37.915

# British GT Championship - Race 1 - Round 1

## RACE 9 - SECTOR ANALYSIS

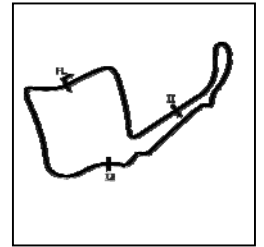


SECTOR 1 = FL to I1, SECTOR 2 = I1 to I2, SECTOR 3 = I2 to FL, DIFF = Difference To Personal Best Lap, P = Crossed Finish Line in Pit Lane, D = Time Disallowed

P10		2 GT3PA		TF Sport		Aston Martin V8 Vantage GT3							
IDEAL LAP TIME : 1:36.316		BEST LAP TIME : 1:36.598		DIFFERENCE : 0.282									
D1: Mark FARMER		D2: Nicki THIM											
LAP	SECTOR 1	SECTOR 2	SECTOR 3	LAP TIME	MPH	DIFF	TIME OF DAY						
1 - D1		130.0	49.173	115.1	35.984	121.1	1:53.815	85.14	17.217	11:17:12.903			
2 - D1	37.453	127.0	1:19.668	112.2	30.333	121.1	2:27.454	65.72	50.856	11:19:40.357			
3 - D1	25.055	129.3	52.684	114.9	27.671	122.4	1:45.410	91.93	8.812	11:21:25.767			
4 - D1	24.133	131.0	52.732	101.9	40.384	88.8	1:57.249	82.65	20.651	11:23:23.016			
5 - D1	35.850	69.9	1:27.209	116.9	29.498	121.3	2:32.557	63.52	55.959	11:25:55.573			
6 - D1	29.080	53.0	59.733	111.8	31.132	120.0	1:59.945	80.79	23.347	11:27:55.518			
7 - D1	25.468	127.8	49.943	109.6	28.253		1:43.664	93.48	7.066	11:29:39.182			
8 - D1	25.229	129.0	49.519	109.8	27.818	121.1	1:42.566	94.48	5.968	11:31:21.748			
9 - D1	25.284	128.0	49.469	114.7	27.230	122.4	1:41.983	95.02	5.385	11:33:03.731			
10 - D1	24.434	130.0	48.056	116.1	26.950	122.4	1:39.440	97.45	2.842	11:34:43.171			
11 - D1	24.393	130.8	47.758	116.1	27.132	121.5	1:39.283	97.61	2.685	11:36:22.454			
12 - D1	23.885	131.0	48.512	114.3	27.172	121.1	1:39.569	97.33	2.971	11:38:02.023			
13 - D1	24.173	130.3	48.121	114.7	IN PIT		1:42.619	P 94.43	6.021	11:39:44.642			
14 - D2	OUTLAP	130.3	46.526	115.9	26.574	121.7	2:46.136	58.33	1:09.538	11:42:30.778			
15 - D2	23.502	131.3	46.325	117.1	27.591	112.5	1:37.418	99.48	0.820	11:44:08.196			
16 - D2	23.734	130.5	46.646	115.5	26.489	122.4	1:36.869	100.04	0.271	11:45:45.065			
17 - D2	23.579	131.0	47.323	115.5	26.585	122.6	1:37.487	99.41	0.889	11:47:22.552			
18 - D2	23.639	131.5	46.909	116.9	IN PIT		1:41.059	P 95.89	4.461	11:49:03.611			
19 - D2	OUTLAP	131.5	47.628	115.3	27.198	122.2	2:09.275	74.96	32.677	11:51:12.886			
20 - D2	24.046	131.5	46.668	115.7	27.904	121.5	1:38.618	98.27	2.020	11:52:51.504			
21 - D2	24.048	129.5	47.673	115.1	27.820	122.0	1:39.541	97.35	2.943	11:54:31.045			
22 - D2	23.709	130.3	46.669	115.7	26.673	121.5	1:37.051	99.85	0.453	11:56:08.096			
23 - D2	23.682	131.3	46.743	115.5	26.740	122.4	1:37.165	99.74	0.567	11:57:45.261			
24 - D2	23.553	131.3	46.599	115.5	26.589	122.2	1:36.741	(3) 100.17	0.143	11:59:22.002			
25 - D2	23.563	131.3	46.652	115.5	26.616	122.2	1:36.831	100.08	0.233	12:00:58.833			
26 - D2	23.574	131.3	46.583	116.5	26.567	122.6	1:36.724	(2) 100.19	0.126	12:02:35.557			
27 - D2	23.563	131.5	46.527	116.5	26.508	122.4	1:36.598	(1) 100.32		12:04:12.155			
28 - D2	23.550	131.3	47.005	115.9	26.666	122.6	1:37.221	99.68	0.623	12:05:49.376			
29 - D2	23.803	130.5	48.348	114.9	27.289	121.5	1:39.440	97.45	2.842	12:07:28.816			
30 - D2	23.705	131.5	47.750	116.1	26.996	122.4	1:38.451	98.43	1.853	12:09:07.267			
31 - D2	24.876	128.8	46.916	115.7	26.662	122.4	1:38.454	98.43	1.856	12:10:45.721			
32 - D2	23.690	131.5	47.463	115.1	27.189	121.3	1:38.342	98.54	1.744	12:12:24.063			
33 - D2	23.893	132.1	48.663	115.3	26.932	121.7	1:39.488	97.41	2.890	12:14:03.551			
34 - D2	23.664	131.0	46.998	115.7	26.614	122.4	1:37.276	99.62	0.678	12:15:40.827			
35 - D2	23.672	131.3	46.954	115.5	26.784	122.0	1:37.410	99.48	0.812	12:17:18.237			

# British GT Championship - Race 1 - Round 1

## RACE 9 - SECTOR ANALYSIS



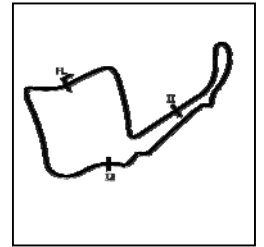
SECTOR 1 = FL to I1, SECTOR 2 = I1 to I2, SECTOR 3 = I2 to FL, DIFF = Difference To Personal Best Lap, P = Crossed Finish Line in Pit Lane, D = Time Disallowed

P11 18 GTCPA WPI Motorsport		Porsche 911 GT3 Cup								
IDEAL LAP TIME : 1:40.392		BEST LAP TIME : 1:40.694								
D1: Michael IGOE		D2: Adam WILCOX								
DIFFERENCE : 0.302										
LAP	SECTOR 1	SECTOR 2	SECTOR 3	LAP TIME	MPH	DIFF	TIME OF DAY			
1 - D1		131.0	49.426	116.7	29.117	123.1	1:48.356	89.43	7.662	11:17:07.444
2 - D1	25.302	131.8	48.945	116.7	27.710	123.8	1:41.957	95.05	1.263	11:18:49.401
3 - D1	25.516	117.7	52.672	115.1	28.931	122.4	1:47.119	90.47	6.425	11:20:36.520
4 - D1	28.810	67.3	1:13.370	52.5	45.192	96.0	2:27.372	65.76	46.678	11:23:03.892
5 - D1	37.225	57.3	1:06.428	84.0	39.413	73.9	2:23.066	67.74	42.372	11:25:26.958
6 - D1	35.616	74.1	1:02.837	67.3	38.972	123.3	2:17.425	70.52	36.731	11:27:44.383
7 - D1	25.066	130.8	48.868	116.5	27.575	124.0	1:41.509	95.47	0.815	11:29:25.892
8 - D1	24.722	132.3	48.330	116.5	27.650	122.0	1:40.702 (2)	96.23	0.008	11:31:06.594
9 - D1	24.686	131.8	48.602	116.9	27.406	124.2	1:40.694 (1)	96.24		11:32:47.288
10 - D1	24.656	131.5	48.748	116.9	27.698	122.4	1:41.102 (3)	95.85	0.408	11:34:28.390
11 - D1	24.764	132.1	48.961	116.3	27.635	123.5	1:41.360	95.61	0.666	11:36:09.750
12 - D1	24.826	131.5	49.092	116.1	27.665	123.3	1:41.583	95.40	0.889	11:37:51.333
13 - D1	24.846	131.3	48.932	116.7	27.818	123.1	1:41.596	95.39	0.902	11:39:32.929
14 - D1	24.792	131.5	49.214	116.9		IN PIT	1:44.837 P	92.44	4.143	11:41:17.766
15 - D2	OUTLAP	128.8	49.553	116.7	27.887	123.5	2:59.611	53.95	1:18.917	11:44:17.377
16 - D2	25.029	131.3	49.074	116.7	27.855	123.8	1:41.958	95.05	1.264	11:45:59.335
17 - D2	25.340	131.0	49.159	116.7	27.810	123.8	1:42.309	94.72	1.615	11:47:41.644
18 - D2	25.052	131.3	49.309	116.3	27.969	123.5	1:42.330	94.70	1.636	11:49:23.974
19 - D2	25.702	131.8	49.670	115.5	27.985	123.5	1:43.357	93.76	2.663	11:51:07.331
20 - D2	25.138	131.3	49.854	111.4	28.530	123.1	1:43.522	93.61	2.828	11:52:50.853
21 - D2	25.684	131.0	50.027	112.9	28.013	123.8	1:43.724	93.43	3.030	11:54:34.577
22 - D2	25.257	130.8	50.388	115.1	28.106	123.3	1:43.751	93.40	3.057	11:56:18.328
23 - D2	25.074	131.3	48.959	115.1	27.977	122.2	1:42.010	95.00	1.316	11:58:00.338
24 - D2	25.122	131.3	49.697	114.9	28.083	123.1	1:42.902	94.17	2.208	11:59:43.240
25 - D2	25.137	130.8	49.084	116.3	27.778	123.3	1:41.999	95.01	1.305	12:01:25.239
26 - D2	25.697	130.3	48.627	116.3	27.718	123.3	1:42.042	94.97	1.348	12:03:07.281
27 - D2	24.981	131.5	48.769	115.9	27.927	123.1	1:41.677	95.31	0.983	12:04:48.958
28 - D2	25.029	130.8	49.061	115.7	27.784	123.8	1:41.874	95.13	1.180	12:06:30.832
29 - D2	25.025	130.5	48.957	116.3	27.769	123.5	1:41.751	95.24	1.057	12:08:12.583
30 - D2	25.038	130.5	48.871	116.1	28.168	122.9	1:42.077	94.94	1.383	12:09:54.660
31 - D2	25.171	130.5	50.389	116.5	28.153	123.3	1:43.713	93.44	3.019	12:11:38.373
32 - D2	26.086	115.7	50.983	115.9	28.321	123.3	1:45.390	91.95	4.696	12:13:23.763
33 - D2	25.240	130.8	49.661	116.1	28.070	123.5	1:42.971	94.11	2.277	12:15:06.734
34 - D2	25.705	130.8	49.775	115.9	28.178	122.0	1:43.658	93.49	2.964	12:16:50.392



# British GT Championship - Race 1 - Round 1

## RACE 9 - SECTOR ANALYSIS

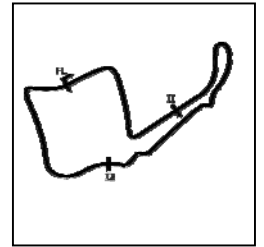


SECTOR 1 = FL to I1, SECTOR 2 = I1 to I2, SECTOR 3 = I2 to FL, DIFF = Difference To Personal Best Lap, P = Crossed Finish Line in Pit Lane, D = Time Disallowed

P12 57 GT4S HHC Motorsport		McLaren 570S GT4								
IDEAL LAP TIME : 1:44.930		BEST LAP TIME : 1:45.118								
D1: Dean MACDONALD		D2: Callum POINTON								
LAP	SECTOR 1	SECTOR 2	SECTOR 3	LAP TIME	MPH	DIFF	TIME OF DAY			
1 - D1	116.9	51.450	107.8	<b>28.959</b>	114.9	1:51.372	87.01	6.254	11:17:10.460	
2 - D1	25.752	122.6	53.221	104.2	29.196	100.0	1:48.169	89.59	3.051	11:18:58.629
3 - D1	31.650	101.6	56.849	106.8	31.477	94.7	1:59.976	80.77	14.858	11:20:58.605
4 - D1	28.229	113.7	54.949	75.4	44.896	92.4	2:08.074	75.66	22.956	11:23:06.679
5 - D1	36.912	50.1	1:06.206	91.9	39.326	80.8	2:22.444	68.03	37.326	11:25:29.123
6 - D1	36.465	74.2	1:01.653	78.8	38.617	115.1	2:16.735	70.87	31.617	11:27:45.858
7 - D1	26.175	118.1	50.708	106.5	28.993	114.9	1:45.876	91.53	0.758	11:29:31.734
8 - D1	25.710	122.9	50.261	107.0	29.147	114.3	1:45.118 (1)	92.19		11:31:16.852
9 - D1	26.165	121.7	50.376	107.2	28.967	114.3	1:45.508 (3)	91.85	0.390	11:33:02.360
10 - D1	25.862	119.8	50.864	108.4	29.036	114.7	1:45.762	91.63	0.644	11:34:48.122
11 - D1	26.096	122.0	50.458	107.5	29.013	114.3	1:45.567	91.80	0.449	11:36:33.689
12 - D1	25.866	121.7	50.601	107.7	29.288	113.7	1:45.755	91.63	0.637	11:38:19.444
13 - D1	25.822	122.4	50.565	107.5	29.758	113.5	1:46.145	91.30	1.027	11:40:05.589
14 - D1	25.898	122.9	50.419	107.3	29.934	111.2	1:46.251	91.21	1.133	11:41:51.840
15 - D1	26.136	122.2	50.398	107.3	29.255	114.1	1:45.789	91.60	0.671	11:43:37.629
16 - D1	25.937	121.7	50.886	107.5	29.089	113.9	1:45.912	91.50	0.794	11:45:23.541
17 - D1	25.846	122.4	52.021	101.8	29.295	113.7	1:47.162	90.43	2.044	11:47:10.703
18 - D1	25.819	122.9	50.601	108.2	29.027	114.3	1:45.447 (2)	91.90	0.329	11:48:56.150
19 - D1	26.060	121.3	50.628	107.3	IN PIT		1:50.035 P	88.07	4.917	11:50:46.185
20 - D2	OUTLAP	121.1	51.397	107.0	29.671	113.9	3:46.407	42.80	2:01.289	11:54:32.592
21 - D2	26.369	121.3	52.057	106.8	29.196	114.1	1:47.622	90.04	2.504	11:56:20.214
22 - D2	26.116	121.5	50.567	106.6	29.257	113.7	1:45.940	91.47	0.822	11:58:06.154
23 - D2	26.164	121.5	51.817	105.6	29.000	114.3	1:46.981	90.58	1.863	11:59:53.135
24 - D2	26.450	118.3	51.366	105.1	29.242	113.3	1:47.058	90.52	1.940	12:01:40.193
25 - D2	26.185	121.3	50.506	107.0	29.280	112.4	1:45.971	91.45	0.853	12:03:26.164
26 - D2	26.351	122.4	51.564	105.1	29.556	113.9	1:47.471	90.17	2.353	12:05:13.635
27 - D2	26.152	121.3	50.914	107.2	29.261	112.5	1:46.327	91.14	1.209	12:06:59.962
28 - D2	26.188	122.0	51.201	106.3	29.157	113.5	1:46.546	90.95	1.428	12:08:46.508
29 - D2	26.210	120.9	51.292	106.6	29.075	114.5	1:46.577	90.93	1.459	12:10:33.085
30 - D2	26.074	122.0	51.006	107.2	29.130	113.7	1:46.210	91.24	1.092	12:12:19.295
31 - D2	26.181	120.9	51.510	105.0	29.168	114.1	1:46.859	90.69	1.741	12:14:06.154
32 - D2	26.203	122.2	51.049	106.3	29.072	114.9	1:46.324	91.14	1.206	12:15:52.478
33 - D2	26.153	122.2	50.998	106.8	29.126	113.5	1:46.277	91.18	1.159	12:17:38.755

# British GT Championship - Race 1 - Round 1

## RACE 9 - SECTOR ANALYSIS

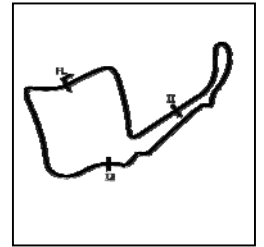


SECTOR 1 = FL to I1, SECTOR 2 = I1 to I2, SECTOR 3 = I2 to FL, DIFF = Difference To Personal Best Lap, P = Crossed Finish Line in Pit Lane, D = Time Disallowed

P13 4 GT4S Tolman Motorsport				McLaren 570S GT4						
IDEAL LAP TIME : 1:45.255		BEST LAP TIME : 1:45.409		DIFFERENCE : 0.154						
D1: James DORLIN		D2: Josh SMITH								
LAP	SECTOR 1	SECTOR 2	SECTOR 3	LAP TIME	MPH	DIFF	TIME OF DAY			
1 - D1		<b>121.7</b>	52.074	105.8	29.239	113.1	1:53.430	85.43	8.021	11:17:12.518
2 - D1	26.887	120.6	51.592	106.5	29.866	108.5	1:48.345	89.44	2.936	11:19:00.863
3 - D1	31.960	111.1	57.527	106.1	30.013	108.2	1:59.500	81.09	14.091	11:21:00.363
4 - D1	29.266	112.2	55.256	90.0	45.135	79.6	2:09.657	74.74	24.248	11:23:10.020
5 - D1	36.260	52.8	1:07.701	<b>109.6</b>	39.066	85.7	2:23.027	67.75	37.618	11:25:33.047
6 - D1	35.897	53.3	1:01.097	75.2	37.569	113.1	2:14.563	72.02	29.154	11:27:47.610
7 - D1	26.202	120.4	50.599	106.3	29.267	<b>113.3</b>	1:46.068	91.36	0.659	11:29:33.678
8 - D1	26.196	120.9	<b>50.259</b>	106.8	29.669	109.2	1:46.124	91.32	0.715	11:31:19.802
9 - D1	28.875	120.4	50.304	106.5	29.167	112.2	1:48.346	89.44	2.937	11:33:08.148
<b>10 - D1</b>	26.076	120.9	50.292	106.6	29.041	112.4	<b>1:45.409 (1)</b>	<b>91.93</b>		<b>11:34:53.557</b>
11 - D1	26.163	120.4	50.466	106.5	29.251	112.9	1:45.880	91.53	0.471	11:36:39.437
12 - D1	26.085	120.9	50.410	105.3	29.215	112.2	1:45.710	91.67	0.301	11:38:25.147
13 - D1	26.292	120.2	50.357	105.8	29.130	112.0	1:45.779	91.61	0.370	11:40:10.926
14 - D1	26.172	118.1	51.268	106.6	29.085	111.6	1:46.525	90.97	1.116	11:41:57.451
15 - D1	26.189	120.2	50.611	106.6	29.053	112.7	1:45.853	91.55	0.444	11:43:43.304
16 - D1	26.101	120.2	50.759	104.8	29.342	112.7	1:46.202	91.25	0.793	11:45:29.506
17 - D1	26.257	120.6	50.620	105.8	29.254	111.2	1:46.131	91.31	0.722	11:47:15.637
18 - D1	<b>26.044</b>	120.4	50.455	106.3	29.185	111.8	1:45.684 (3)	91.70	0.275	11:49:01.321
19 - D1	26.258	119.6	50.323	105.6	<b>28.952</b>	112.7	1:45.533 (2)	91.83	0.124	11:50:46.854
20 - D1	26.296	119.4	50.511	105.5	IN PIT		1:48.100 P	89.65	2.691	11:52:34.954
21 - D2	OUTLAP	120.9	52.290	105.6	29.311	113.1	3:45.778	42.92	2:00.369	11:56:20.732
22 - D2	26.207	120.2	51.412	106.3	29.135	112.7	1:46.754	90.78	1.345	11:58:07.486
23 - D2	26.287	119.1	51.123	105.0	29.317	112.2	1:46.727	90.80	1.318	11:59:54.213
24 - D2	26.309	119.8	50.786	106.0	29.215	112.4	1:46.310	91.16	0.901	12:01:40.523
25 - D2	26.401	119.4	50.600	106.1	29.496	112.5	1:46.497	91.00	1.088	12:03:27.020
26 - D2	26.600	119.8	51.010	106.3	29.446	112.5	1:47.056	90.52	1.647	12:05:14.076
27 - D2	26.375	119.6	50.908	105.8	29.553	112.2	1:46.836	90.71	1.427	12:07:00.912
28 - D2	26.265	120.0	50.581	106.5	29.185	<b>113.3</b>	1:46.031	91.40	0.622	12:08:46.943
29 - D2	26.231	120.0	51.257	106.0	29.338	113.1	1:46.826	90.72	1.417	12:10:33.769
30 - D2	26.281	119.1	51.163	105.8	29.573	111.2	1:47.017	90.55	1.608	12:12:20.786
31 - D2	26.303	119.4	50.802	105.8	29.565	111.6	1:46.670	90.85	1.261	12:14:07.456
32 - D2	26.503	118.9	50.772	105.5	29.138	112.9	1:46.413	91.07	1.004	12:15:53.869
33 - D2	26.226	120.2	50.770	105.8	29.248	112.7	1:46.244	91.21	0.835	12:17:40.113

# British GT Championship - Race 1 - Round 1

## RACE 9 - SECTOR ANALYSIS

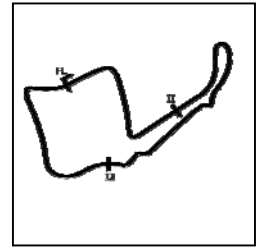


SECTOR 1 = FL to I1, SECTOR 2 = I1 to I2, SECTOR 3 = I2 to FL, DIFF = Difference To Personal Best Lap, P = Crossed Finish Line in Pit Lane, D = Time Disallowed

P14 58 GT4S HHC Motorsport		McLaren 570S GT4									
IDEAL LAP TIME : 1:44.315		BEST LAP TIME : 1:45.146									
D1: Tom JACKSON		D2: Luke WILLIAMS									
LAP	SECTOR 1	SECTOR 2	SECTOR 3	LAP TIME	MPH	DIFF	TIME OF DAY				
1 - D1		122.2	51.916	105.5	29.329	112.5	1:52.506	86.14	7.360	11:17:11.594	
2 - D1	25.971	122.2	52.632	99.1	30.156	110.3	1:48.759	89.10	3.613	11:19:00.353	
3 - D1	31.331	104.6	57.588	104.6	30.342	106.5	1:59.261	81.26	14.115	11:20:59.614	
4 - D1	28.885	117.9	55.280	84.7	45.314	84.5	2:09.479	74.84	24.333	11:23:09.093	
5 - D1	35.741	55.9	1:07.421	89.2	39.829	87.9	2:22.991	67.77	37.845	11:25:32.084	
6 - D1	35.474	57.9	1:01.207	77.8	38.089	113.5	2:14.770	71.90	29.624	11:27:46.854	
7 - D1	26.112	122.4	51.019	105.6	28.997	112.7	1:46.128	91.31	0.982	11:29:32.982	
8 - D1	26.084	121.7	50.744	104.3	30.311	111.4	1:47.139	90.45	1.993	11:31:20.121	
9 - D1	26.954	122.2	50.979	107.0	29.058	114.1	1:46.991	90.58	1.845	11:33:07.112	
10 - D1	26.045	122.9	50.444	107.0	29.107	114.7	1:45.596	91.77	0.450	11:34:52.708	
11 - D1	26.197	121.1	50.621	106.6	29.175	113.3	1:45.993	91.43	0.847	11:36:38.701	
12 - D1	26.012	122.0	51.234	104.3	29.650	112.9	1:46.896	90.66	1.750	11:38:25.597	
13 - D1	26.172	122.2	50.602	106.8	29.352	113.3	1:46.126	91.31	0.980	11:40:11.723	
14 - D1	26.126	122.0	50.855	107.2	29.178	113.5	1:46.159	91.29	1.013	11:41:57.882	
15 - D1	26.132	121.3	50.717	106.6	IN PIT		1:49.155	P	88.78	4.009	11:43:47.037
16 - D2	OUTLAP	123.1	51.346	106.8	28.767	114.9	3:45.177	43.03	2:00.031	11:47:32.214	
17 - D2	26.326	122.4	50.963	105.8	28.602	114.7	1:45.891	91.52	0.745	11:49:18.105	
18 - D2	26.036	123.5	50.972	107.5	29.301	113.1	1:46.309	91.16	1.163	11:51:04.414	
19 - D2	25.622	122.2	50.091	107.2	29.433	113.7	1:45.146 (1)	92.16		11:52:49.560	
20 - D2	26.084	122.9	51.423	106.0	29.246	114.7	1:46.753	90.78	1.607	11:54:36.313	
21 - D2	25.999	122.2	52.660	105.1	29.524	115.1	1:48.183	89.58	3.037	11:56:24.496	
22 - D2	26.182	122.0	50.309	106.0	29.178	113.1	1:45.669	91.71	0.523	11:58:10.165	
23 - D2	26.577	119.1	50.338	106.5	28.946	113.5	1:45.861	91.54	0.715	11:59:56.026	
24 - D2	25.971	122.0	50.370	107.2	28.985	114.3	1:45.326 (2)	92.01	0.180	12:01:41.352	
25 - D2	26.107	119.8	51.842	102.4	32.439	113.1	1:50.388	87.79	5.242	12:03:31.740	
26 - D2	26.088	122.2	50.859	105.3	29.098	113.9	1:46.045	91.38	0.899	12:05:17.785	
27 - D2	26.010	122.6	51.339	106.0	29.117	114.1	1:46.466	91.02	1.320	12:07:04.251	
28 - D2	25.826	123.3	51.014	107.3	29.336	114.7	1:46.176	91.27	1.030	12:08:50.427	
29 - D2	25.947	122.4	50.632	106.5	29.226	112.9	1:45.805	91.59	0.659	12:10:36.232	
30 - D2	25.860	122.0	50.536	106.3	28.967	113.5	1:45.363 (3)	91.98	0.217	12:12:21.595	
31 - D2	25.972	122.2	51.077	107.3	29.426	114.1	1:46.475	91.01	1.329	12:14:08.070	
32 - D2	26.261	122.6	51.731	106.5	28.961	112.9	1:46.953	90.61	1.807	12:15:55.023	
33 - D2	26.734	122.0	50.571	106.1	29.088	113.7	1:46.393	91.08	1.247	12:17:41.416	

# British GT Championship - Race 1 - Round 1

## RACE 9 - SECTOR ANALYSIS

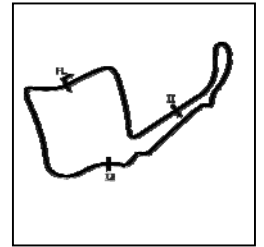


SECTOR 1 = FL to I1, SECTOR 2 = I1 to I2, SECTOR 3 = I2 to FL, DIFF = Difference To Personal Best Lap, P = Crossed Finish Line in Pit Lane, D = Time Disallowed

P15 19 GT4S		Multimatic Motorsports				Ford Mustang GT4				
IDEAL LAP TIME : 1:45.037		BEST LAP TIME : 1:45.089				DIFFERENCE : 0.052				
D1: Jade BUFORD		D2: Chad MCCUMBEE								
LAP	SECTOR 1	SECTOR 2	SECTOR 3	LAP TIME	MPH	DIFF	TIME OF DAY			
1 - D1		119.1	51.258	<b>104.6</b>	28.968	110.5	1:51.029	87.28	5.940	11:17:10.117
2 - D1	25.924	118.7	52.147	103.5	29.596	94.1	1:47.667	90.01	2.578	11:18:57.784
3 - D1	31.225	110.5	56.772	97.3	31.023	108.7	1:59.020	81.42	13.931	11:20:56.804
4 - D1	28.274	118.1	55.747	65.9	44.599	79.4	2:08.620	75.34	23.531	11:23:05.424
5 - D1	37.158	51.3	1:06.452	88.1	39.268	74.2	2:22.878	67.82	37.789	11:25:28.302
6 - D1	36.104	78.3	1:02.188	76.0	39.075	110.1	2:17.367	70.55	32.278	11:27:45.669
7 - D1	26.226	118.7	50.564	103.7	<b>28.855</b>	110.3	1:45.645	91.73	0.556	11:29:31.314
8 - D1	<b>25.884</b>	<b>119.4</b>	<b>50.298</b>	103.5	28.907	110.3	<b>1:45.089 (1)</b>	<b>92.21</b>		<b>11:31:16.403</b>
9 - D1	25.962	118.1	50.525	104.0	29.019	109.2	1:45.506 (3)	91.85	0.417	11:33:01.909
10 - D1	26.080	118.5	50.866	104.3	28.935	110.0	1:45.881	91.53	0.792	11:34:47.790
11 - D1	25.896	118.7	50.632	104.0	28.917	110.0	1:45.445 (2)	91.90	0.356	11:36:33.235
12 - D1	25.900	118.9	50.781	104.0	29.118	109.8	1:45.799	91.60	0.710	11:38:19.034
13 - D1	25.927	117.9	50.627	104.2	29.681	109.4	1:46.235	91.22	1.146	11:40:05.269
14 - D1	25.946	118.5	50.473	104.2	30.210	107.7	1:46.629	90.88	1.540	11:41:51.898
15 - D1	26.672	118.3	50.974	103.5	29.288	109.8	1:46.934	90.62	1.845	11:43:38.832
16 - D1	26.001	118.9	50.883	104.2	29.079	109.6	1:45.963	91.45	0.874	11:45:24.795
17 - D1	26.342	117.7	51.396	104.2	IN PIT		1:49.678 P	88.36	4.589	11:47:14.473
18 - D2	OUTLAP	117.7	51.125	104.2	29.453	109.6	3:48.231	42.46	2:03.142	11:51:02.704
19 - D2	26.206	117.9	50.855	104.0	29.479	109.8	1:46.540	90.96	1.451	11:52:49.244
20 - D2	26.216	118.5	50.964	104.3	29.599	110.5	1:46.779	90.76	1.690	11:54:36.023
21 - D2	26.154	118.7	52.664	102.9	29.482	110.7	1:48.300	89.48	3.211	11:56:24.323
22 - D2	26.892	118.5	50.788	104.5	29.433	110.1	1:47.113	90.47	2.024	11:58:11.436
23 - D2	26.148	118.7	50.855	104.2	29.251	110.3	1:46.254	91.20	1.165	11:59:57.690
24 - D2	26.182	118.7	50.539	104.3	29.436	110.7	1:46.157	91.29	1.068	12:01:43.847
25 - D2	26.079	118.1	51.046	104.3	29.917	110.5	1:47.042	90.53	1.953	12:03:30.889
26 - D2	26.551	118.3	50.728	<b>104.6</b>	29.292	110.3	1:46.571	90.93	1.482	12:05:17.460
27 - D2	26.154	118.1	50.879	104.5	29.222	110.1	1:46.255	91.20	1.166	12:07:03.715
28 - D2	26.151	118.5	51.015	104.5	29.351	110.7	1:46.517	90.98	1.428	12:08:50.232
29 - D2	26.675	118.9	50.839	104.5	29.261	110.5	1:46.775	90.76	1.686	12:10:37.007
30 - D2	26.076	118.5	50.666	104.5	29.357	109.8	1:46.099	91.34	1.010	12:12:23.106
31 - D2	26.250	118.9	51.064	104.5	29.242	110.5	1:46.556	90.95	1.467	12:14:09.662
32 - D2	26.194	118.3	50.881	104.0	29.304	<b>110.9</b>	1:46.379	91.10	1.290	12:15:56.041

# British GT Championship - Race 1 - Round 1

## RACE 9 - SECTOR ANALYSIS

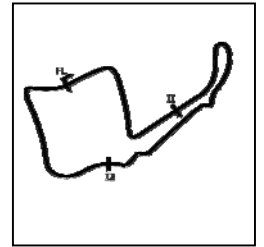


SECTOR 1 = FL to I1, SECTOR 2 = I1 to I2, SECTOR 3 = I2 to FL, DIFF = Difference To Personal Best Lap, P = Crossed Finish Line in Pit Lane, D = Time Disallowed

P16 95 GT4S TF Sport			Aston Martin V8 Vantage GT4							
IDEAL LAP TIME : 1:45.328			BEST LAP TIME : 1:45.488			DIFFERENCE : 0.160				
D1: Patrick KIBBLE			D2: Josh PRICE							
LAP	SECTOR 1		SECTOR 2		SECTOR 3		LAP TIME	MPH	DIFF	TIME OF DAY
1 - D1		118.3	51.846	102.9	29.272	109.6	1:52.833	85.89	7.345	11:17:11.921
2 - D1	26.095	118.3	52.571	103.5	30.136	109.2	1:48.802	89.07	3.314	11:19:00.723
3 - D1	31.395	109.2	57.855	101.6	30.079	108.9	1:59.329	81.21	13.841	11:21:00.052
4 - D1	29.124	112.5	55.195	90.5	45.193	88.7	2:09.512	74.82	24.024	11:23:09.564
5 - D1	35.861	54.2	1:07.544	96.6	39.664	83.3	2:23.069	67.73	37.581	11:25:32.633
6 - D1	35.520	58.4	1:01.221	74.2	37.907	110.0	2:14.648	71.97	29.160	11:27:47.281
7 - D1	26.135	118.7	50.838	104.2	29.279	110.5	1:46.252	91.21	0.764	11:29:33.533
8 - D1	25.963	119.1	50.435	104.2	29.984	106.8	1:46.382	91.09	0.894	11:31:19.915
9 - D1	26.789	118.9	50.803	103.8	29.321	109.2	1:46.913	90.64	1.425	11:33:06.828
10 - D1	25.993	118.3	50.285	104.6	29.379	109.6	1:45.657	91.72	0.169	11:34:52.485
11 - D1	25.893	118.9	50.365	104.6	29.296	109.6	1:45.554 (2)	91.81	0.066	11:36:38.039
12 - D1	25.863	118.5	50.499	104.0	29.260	109.6	1:45.622	91.75	0.134	11:38:23.661
13 - D1	25.967	118.3	50.474	103.7	29.180	110.0	1:45.621 (3)	91.75	0.133	11:40:09.282
14 - D1	26.112	118.1	50.800	104.3	29.255	110.0	1:46.167	91.28	0.679	11:41:55.449
15 - D1	25.970	118.3	50.307	105.0	29.211	109.8	1:45.488 (1)	91.87		11:43:40.937
16 - D1	26.542	110.0	50.507	104.5	29.338	110.0	1:46.387	91.09	0.899	11:45:27.324
17 - D1	26.285	117.7	51.318	103.7	29.476	109.4	1:47.079	90.50	1.591	11:47:14.403
18 - D1	26.133	118.1	50.655	104.6	IN PIT		1:48.339 P	89.45	2.851	11:49:02.742
19 - D2	OUTLAP	116.9	51.252	104.0	29.731	109.8	3:48.974	42.32	2:03.486	11:52:51.716
20 - D2	26.064	118.3	50.659	104.5	29.266	109.8	1:45.989	91.43	0.501	11:54:37.705
21 - D2	26.005	118.1	51.439	102.2	30.100	109.1	1:47.544	90.11	2.056	11:56:25.249
22 - D2	26.366	116.5	50.946	103.5	29.572	109.6	1:46.884	90.67	1.396	11:58:12.133
23 - D2	26.066	118.3	50.779	104.5	29.369	109.6	1:46.214	91.24	0.726	11:59:58.347
24 - D2	26.084	118.1	50.729	104.0	29.445	110.0	1:46.258	91.20	0.770	12:01:44.605
25 - D2	26.223	117.9	51.104	104.0	30.300	109.8	1:47.627	90.04	2.139	12:03:32.232
26 - D2	26.400	117.7	50.703	104.2	29.423	109.4	1:46.526	90.97	1.038	12:05:18.758
27 - D2	26.180	117.5	50.952	104.2	29.345	109.2	1:46.477	91.01	0.989	12:07:05.235
28 - D2	26.149	118.3	50.752	104.0	29.294	109.6	1:46.195	91.25	0.707	12:08:51.430
29 - D2	26.055	118.3	50.985	104.0	29.431	110.0	1:46.471	91.02	0.983	12:10:37.901
30 - D2	26.079	117.9	50.859	103.8	29.466	108.9	1:46.404	91.08	0.916	12:12:24.305
31 - D2	26.852	118.1	51.366	104.2	29.462	109.1	1:47.680	90.00	2.192	12:14:11.985
32 - D2	26.451	118.5	51.632	103.8	29.612	109.2	1:47.695	89.98	2.207	12:15:59.680

# British GT Championship - Race 1 - Round 1

## RACE 9 - SECTOR ANALYSIS

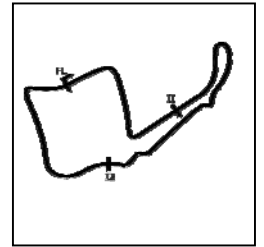


SECTOR 1 = FL to I1, SECTOR 2 = I1 to I2, SECTOR 3 = I2 to FL, DIFF = Difference To Personal Best Lap, P = Crossed Finish Line in Pit Lane, D = Time Disallowed

P17 44 GT4PA Invictus Games Racing		Jaguar F-TYPE SVR GT4									
IDEAL LAP TIME : 1:45.653		BEST LAP TIME : 1:45.910									
D1: Steve MCCULLEY		D2: Matthew GEORGE									
LAP	SECTOR 1	SECTOR 2	SECTOR 3	LAP TIME	MPH	DIFF	TIME OF DAY				
1 - D1		121.3	53.709	105.5	29.531	111.6	1:57.708	82.33	11.798	11:17:16.796	
2 - D1	26.928	120.9	54.334	100.9	31.816	96.0	1:53.078	85.70	7.168	11:19:09.874	
3 - D1	31.179	82.9	59.604	102.6	31.836	103.4	2:02.619	79.03	16.709	11:21:12.493	
4 - D1	27.674	107.5	56.013	104.8	42.568	94.6	2:06.255	76.75	20.345	11:23:18.748	
5 - D1	35.204	65.4	1:16.813	97.2	32.190	108.7	2:24.207	67.20	38.297	11:25:42.955	
6 - D1	34.348	39.5	1:01.904	102.7	32.542	112.4	2:08.794	75.24	22.884	11:27:51.749	
7 - D1	26.775	120.6	51.728	105.0	29.857	111.6	1:48.360	89.43	2.450	11:29:40.109	
8 - D1	26.081	121.5	51.518	104.8	29.475	111.1	1:47.074	90.51	1.164	11:31:27.183	
9 - D1	26.390	120.2	50.903	104.8	29.721	110.1	1:47.014	90.56	1.104	11:33:14.197	
10 - D1	26.203	119.8	50.880	105.8	29.304	111.6	1:46.387	91.09	0.477	11:35:00.584	
11 - D1	26.928	118.9	51.296	104.8	29.349	110.7	1:47.573	90.09	1.663	11:36:48.157	
12 - D1	26.342	120.2	51.583	103.8	29.374	111.4	1:47.299	90.32	1.389	11:38:35.456	
13 - D1	26.156	121.1	50.968	105.5	29.434	111.2	1:46.558	90.94	0.648	11:40:22.014	
14 - D1	26.262	121.1	51.624	104.0	29.815	111.2	1:47.701	89.98	1.791	11:42:09.715	
15 - D1	26.531	119.1	51.272	105.6	IN PIT		1:51.771	P	86.70	5.861	11:44:01.486
16 - D2	OUTLAP	121.3	51.039	105.8	29.054	111.6	3:30.508	46.03	1:44.598	11:47:31.994	
17 - D2	27.015	121.3	50.814	106.1	29.101	111.4	1:46.930	90.63	1.020	11:49:18.924	
18 - D2	25.961	121.5	50.925	105.8	29.208	111.6	1:46.094	(2)	91.34	0.184	11:51:05.018
19 - D2	26.199	121.7	51.779	105.8	29.519	111.6	1:47.497	90.15	1.587	11:52:52.515	
20 - D2	26.336	121.5	51.004	105.5	29.124	111.8	1:46.464	91.02	0.554	11:54:38.979	
21 - D2	26.072	121.3	51.053	105.3	29.433	110.9	1:46.558	90.94	0.648	11:56:25.537	
22 - D2	26.948	120.6	51.436	105.6	29.452	111.2	1:47.836	89.87	1.926	11:58:13.373	
23 - D2	26.147	121.3	50.973	105.1	29.113	111.8	1:46.233	91.22	0.323	11:59:59.606	
24 - D2	26.186	120.2	50.839	105.3	29.154	111.6	1:46.179	(3)	91.27	0.269	12:01:45.785
25 - D2	26.974	119.6	51.277	105.1	29.391	111.8	1:47.642	90.03	1.732	12:03:33.427	
26 - D2	26.100	121.1	50.638	106.0	29.172	111.4	1:45.910	(1)	91.50		12:05:19.337
27 - D2	26.040	120.4	50.962	105.5	29.289	111.6	1:46.291	91.17	0.381	12:07:05.628	
28 - D2	26.132	121.1	50.996	105.3	29.204	111.4	1:46.332	91.14	0.422	12:08:51.960	
29 - D2	26.126	120.2	50.815	105.5	29.419	112.0	1:46.360	91.11	0.450	12:10:38.320	
30 - D2	26.194	120.4	50.798	105.3	29.375	112.0	1:46.367	91.11	0.457	12:12:24.687	
31 - D2	26.581	120.9	51.777	105.6	29.214	111.8	1:47.572	90.09	1.662	12:14:12.259	
32 - D2	26.550	121.5	51.443	103.2	30.146	111.6	1:48.139	89.61	2.229	12:16:00.398	

# British GT Championship - Race 1 - Round 1

## RACE 9 - SECTOR ANALYSIS

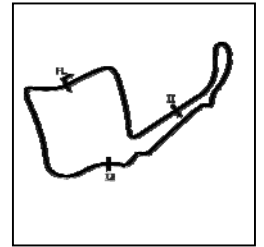


SECTOR 1 = FL to I1, SECTOR 2 = I1 to I2, SECTOR 3 = I2 to FL, DIFF = Difference To Personal Best Lap, P = Crossed Finish Line in Pit Lane, D = Time Disallowed

P18 11 GT4PA Beechdean AMR			Aston Martin V8 Vantage GT4								
IDEAL LAP TIME : 1:45.835		BEST LAP TIME : 1:46.169		DIFFERENCE : 0.334							
D1: Kelvin FLETCHER		D2: Martin PLOWMAN									
LAP	SECTOR 1	SECTOR 2	SECTOR 3	LAP TIME	MPH	DIFF	TIME OF DAY				
1 - D1		114.7	52.828	103.5	29.718	109.4	1:56.393	83.26	10.224	11:17:15.481	
2 - D1	26.885	119.1	53.554	103.0	29.786	110.0	1:50.225	87.92	4.056	11:19:05.706	
3 - D1	31.736	90.4	59.387	96.1	30.716	109.6	2:01.839	79.54	15.670	11:21:07.545	
4 - D1	28.024	117.7	55.345	103.8	43.403	87.3	2:06.772	76.44	20.603	11:23:14.317	
5 - D1	35.980	63.9	1:12.680	105.1	35.226	98.5	2:23.886	67.35	37.717	11:25:38.203	
6 - D1	34.892	48.4	1:01.702	94.2	35.344	110.0	2:11.938	73.45	25.769	11:27:50.141	
7 - D1	26.365	119.1	51.295	104.6	29.627	110.5	1:47.287	90.33	1.118	11:29:37.428	
8 - D1	26.347	118.7	51.711	104.5	29.323	110.7	1:47.381	90.25	1.212	11:31:24.809	
9 - D1	26.247	119.1	50.989	105.0	29.239	110.5	1:46.475	91.01	0.306	11:33:11.284	
10 - D1	26.274	119.4	51.353	105.1	29.324	110.1	1:46.951	90.61	0.782	11:34:58.235	
11 - D1	26.124	119.4	50.947	104.8	29.269	110.5	1:46.340	91.13	0.171	11:36:44.575	
12 - D1	26.258	118.9	51.063	104.8	29.324	110.3	1:46.645	90.87	0.476	11:38:31.220	
13 - D1	26.349	119.4	51.060	104.8	29.175	110.9	1:46.584	90.92	0.415	11:40:17.804	
14 - D1	26.268	119.1	50.909	105.0	29.578	110.7	1:46.755	90.78	0.586	11:42:04.559	
15 - D1	26.553	117.9	52.908	104.5	IN PIT		1:54.289	P	84.79	8.120	11:43:58.848
16 - D2	OUTLAP	118.3	51.162	104.6	29.246	110.1	3:32.814	45.53	1:46.645		11:47:31.662
17 - D2	26.364	118.5	50.577	105.5	29.228	110.1	1:46.169 (1)	91.28			11:49:17.831
18 - D2	26.209	118.9	50.847	105.3	29.661	108.9	1:46.717	90.81	0.548		11:51:04.548
19 - D2	26.419	120.0	51.344	104.2	30.082	110.5	1:47.845	89.86	1.676		11:52:52.393
20 - D2	26.264	119.1	50.738	104.6	29.194	110.9	1:46.196 (3)	91.25	0.027		11:54:38.589
21 - D2	26.168	118.7	50.713	105.0	29.928	108.4	1:46.809	90.73	0.640		11:56:25.398
22 - D2	26.699	118.1	51.633	104.8	29.340	110.9	1:47.672	90.00	1.503		11:58:13.070
23 - D2	26.403	116.5	51.288	104.8	29.268	111.1	1:46.959	90.60	0.790		12:00:00.029
24 - D2	26.213	119.4	50.926	104.6	29.786	110.5	1:46.925	90.63	0.756		12:01:46.954
25 - D2	26.342	119.1	51.426	104.8	29.421	110.5	1:47.189	90.41	1.020		12:03:34.143
26 - D2	26.153	119.4	50.871	105.3	29.163	110.7	1:46.187 (2)	91.26	0.018		12:05:20.330
27 - D2	26.259	118.1	50.962	105.1	29.510	110.3	1:46.731	90.80	0.562		12:07:07.061
28 - D2	26.256	118.9	50.857	105.5	29.228	110.7	1:46.341	91.13	0.172		12:08:53.402
29 - D2	26.095	119.4	51.009	104.5	29.282	110.9	1:46.386	91.09	0.217		12:10:39.788
30 - D2	26.287	119.1	51.026	104.6	29.251	111.1	1:46.564	90.94	0.395		12:12:26.352
31 - D2	26.241	119.6	50.994	105.5	29.200	110.9	1:46.435	91.05	0.266		12:14:12.787
32 - D2	26.232	120.6	51.925	104.0	29.610	111.2	1:47.767	89.92	1.598		12:16:00.554

# British GT Championship - Race 1 - Round 1

## RACE 9 - SECTOR ANALYSIS



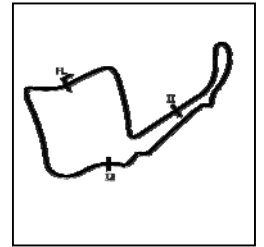
SECTOR 1 = FL to I1, SECTOR 2 = I1 to I2, SECTOR 3 = I2 to FL, DIFF = Difference To Personal Best Lap, P = Crossed Finish Line in Pit Lane, D = Time Disallowed

P19 20 GT4PA Balfie Motorsport				McLaren 570S GT4						
IDEAL LAP TIME : 1:45.625		BEST LAP TIME : 1:45.768		DIFFERENCE : 0.143						
D1: Graham JOHNSON		D2: Michael O'BRIEN								
LAP	SECTOR 1		SECTOR 2		SECTOR 3		LAP TIME	MPH	DIFF	TIME OF DAY
1 - D1		119.4	1:00.867	105.8	29.402	112.7	2:06.328	76.71	20.560	11:17:25.416
2 - D1	26.499	120.6	56.037	103.4	29.775	109.4	1:52.311	86.28	6.543	11:19:17.727
3 - D1	27.617	94.3	58.767	102.7	31.878	101.9	1:58.262	81.94	12.494	11:21:15.989
4 - D1	27.822	109.1	55.852	100.9	42.131	96.5	2:05.805	77.03	20.037	11:23:21.794
5 - D1	35.242	65.3	1:25.518	99.8	30.208	110.0	2:30.968	64.19	45.200	11:25:52.762
6 - D1	29.948	63.2	1:00.420	105.0	31.596	111.6	2:01.964	79.46	16.196	11:27:54.726
7 - D1	26.453	119.4	52.050	104.6	29.760	112.4	1:48.263	89.51	2.495	11:29:42.989
8 - D1	26.240	120.2	51.683	106.1	29.327	112.9	1:47.250	90.36	1.482	11:31:30.239
9 - D1	26.418	120.0	51.407	106.8	29.325	112.7	1:47.150	90.44	1.382	11:33:17.389
10 - D1	26.517	119.6	51.135	106.6	29.300	112.7	1:46.952	90.61	1.184	11:35:04.341
11 - D1	26.355	120.2	51.360	106.6	29.507	112.9	1:47.222	90.38	1.454	11:36:51.563
12 - D1	26.531	120.6	51.303	106.0	29.315	112.4	1:47.149	90.44	1.381	11:38:38.712
13 - D1	26.354	120.4	51.700	106.3	29.469	112.9	1:47.523	90.13	1.755	11:40:26.235
14 - D1	26.662	122.0	52.692	106.3	29.801	112.9	1:49.155	88.78	3.387	11:42:15.390
15 - D1	26.446	120.0	51.086	106.8	29.610	113.3	1:47.142	90.45	1.374	11:44:02.532
16 - D1	27.047	120.9	52.259	105.8	IN PIT		1:51.901	P 86.60	6.133	11:45:54.433
17 - D2	OUTLAP	120.2	51.517	106.8	29.343	112.5	3:32.905	45.51	1:47.137	11:49:27.338
18 - D2	26.304	120.0	50.815	106.1	29.521	112.0	1:46.640	90.87	0.872	11:51:13.978
19 - D2	26.269	121.3	50.963	106.8	29.432	112.9	1:46.664	90.85	0.896	11:53:00.642
20 - D2	25.973	122.0	50.669	106.3	29.160	113.5	1:45.802	(2) 91.59	0.034	11:54:46.444
21 - D2	26.250	121.1	51.451	105.6	29.675	112.9	1:47.376	90.25	1.608	11:56:33.820
22 - D2	26.134	121.1	51.596	106.8	29.157	113.7	1:46.887	90.66	1.119	11:58:20.707
23 - D2	26.437	120.4	50.986	107.3	29.692	112.9	1:47.115	90.47	1.347	12:00:07.822
24 - D2	27.170	119.4	51.577	105.8	29.225	113.3	1:47.972	89.75	2.204	12:01:55.794
25 - D2	26.173	120.4	50.749	106.8	29.369	112.5	1:46.291	91.17	0.523	12:03:42.085
26 - D2	26.329	120.0	51.084	106.1	29.338	112.4	1:46.751	90.78	0.983	12:05:28.836
27 - D2	26.155	120.4	50.782	106.3	29.414	112.5	1:46.351	91.12	0.583	12:07:15.187
28 - D2	26.282	120.9	50.964	106.3	29.454	112.4	1:46.700	90.82	0.932	12:09:01.887
29 - D2	26.212	120.9	50.874	106.1	29.237	112.9	1:46.323	91.14	0.555	12:10:48.210
30 - D2	26.035	121.3	50.601	106.3	29.132	113.1	1:45.768	(1) 91.62		12:12:33.978
31 - D2	26.209	120.4	50.520	107.8	29.223	112.9	1:45.952	(3) 91.46	0.184	12:14:19.930
32 - D2	26.202	120.2	50.773	106.5	29.191	113.1	1:46.166	91.28	0.398	12:16:06.096



# British GT Championship - Race 1 - Round 1

## RACE 9 - SECTOR ANALYSIS

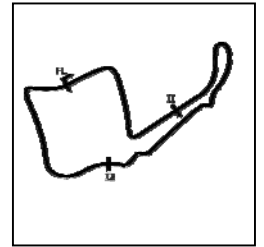


SECTOR 1 = FL to I1, SECTOR 2 = I1 to I2, SECTOR 3 = I2 to FL, DIFF = Difference To Personal Best Lap, P = Crossed Finish Line in Pit Lane, D = Time Disallowed

P20 35 GT4S Optimum Motorsport				Aston Martin V8 Vantage GT4						
IDEAL LAP TIME : 1:45.856		BEST LAP TIME : 1:46.216		DIFFERENCE : 0.360						
D1: Connor O'BRIEN		D2: Jack BUTEL								
LAP	SECTOR 1	SECTOR 2	SECTOR 3	LAP TIME	MPH	DIFF	TIME OF DAY			
1 - D1		117.1	52.243	105.1	29.778	110.0	1:55.105	84.19	8.889	11:17:14.193
2 - D1	27.127	117.9	52.840	102.6	29.590	102.1	1:49.557	88.45	3.341	11:19:03.750
3 - D1	32.154	99.1	57.988	102.9	31.287	89.7	2:01.429	79.81	15.213	11:21:05.179
4 - D1	28.234	112.4	55.522	102.1	44.055	77.2	2:07.811	75.82	21.595	11:23:12.990
5 - D1	35.439	61.2	1:10.826	107.0	36.331	95.5	2:22.596	67.96	36.380	11:25:35.586
6 - D1	35.775	43.8	1:01.351	100.3	36.276	110.1	2:13.402	72.64	27.186	11:27:48.988
7 - D1	26.320	117.9	51.265	102.7	29.380	110.0	1:46.965	90.60	0.749	11:29:35.953
8 - D1	26.226	117.3	50.922	103.7	29.592	109.8	1:46.740	90.79	0.524	11:31:22.693
9 - D1	26.400	118.5	50.686	105.0	29.204	110.5	1:46.290 (2)	91.17	0.074	11:33:08.983
10 - D1	26.173	117.7	50.768	105.1	29.275	110.0	1:46.216 (1)	91.24		11:34:55.199
11 - D1	26.206	117.9	50.825	104.5	29.519	110.1	1:46.550	90.95	0.334	11:36:41.749
12 - D1	26.392	117.9	50.903	104.0	29.183	110.0	1:46.478	91.01	0.262	11:38:28.227
13 - D1	26.211	117.7	50.893	103.8	29.191	110.7	1:46.295 (3)	91.17	0.079	11:40:14.522
14 - D1	26.004	117.9	50.888	104.2	29.846	110.0	1:46.738	90.79	0.522	11:42:01.260
15 - D1	26.237	118.1	50.764	104.8	29.666	109.6	1:46.667	90.85	0.451	11:43:47.927
16 - D1	26.723	117.3	51.233	104.6	29.241	110.1	1:47.197	90.40	0.981	11:45:35.124
17 - D1	26.262	117.5	50.812	104.8	29.343	110.0	1:46.417	91.06	0.201	11:47:21.541
18 - D1	26.245	117.7	50.669	104.5	29.416	110.0	1:46.330	91.14	0.114	11:49:07.871
19 - D1	26.511	114.3	51.055	105.0	IN PIT		1:49.083 P	88.84	2.867	11:50:56.954
20 - D2	OUTLAP	115.9	51.605	103.7	29.463	109.6	3:48.383	42.43	2:02.167	11:54:45.337
21 - D2	26.624	116.7	51.375	103.7	29.513	109.6	1:47.512	90.14	1.296	11:56:32.849
22 - D2	26.575	116.7	51.272	104.6	29.557	109.2	1:47.404	90.23	1.188	11:58:20.253
23 - D2	26.519	117.3	51.144	104.0	29.607	109.6	1:47.270	90.34	1.054	12:00:07.523
24 - D2	27.402	116.3	52.850	103.8	29.456	110.5	1:49.708	88.33	3.492	12:01:57.231
25 - D2	26.371	117.3	51.171	104.5	29.355	110.0	1:46.897	90.66	0.681	12:03:44.128
26 - D2	26.496	117.5	51.116	104.6	29.349	110.0	1:46.961	90.60	0.745	12:05:31.089
27 - D2	26.495	117.3	51.254	103.7	29.701	109.6	1:47.450	90.19	1.234	12:07:18.539
28 - D2	26.566	117.5	51.392	104.3	29.473	109.8	1:47.431	90.20	1.215	12:09:05.970
29 - D2	26.513	116.7	51.195	104.2	29.427	110.3	1:47.135	90.45	0.919	12:10:53.105
30 - D2	26.390	117.9	51.105	104.2	29.451	109.4	1:46.946	90.61	0.730	12:12:40.051
31 - D2	26.509	117.3	51.429	105.0	29.442	110.0	1:47.380	90.25	1.164	12:14:27.431
32 - D2	26.524	117.7	51.578	104.0	29.433	110.0	1:47.535	90.12	1.319	12:16:14.966

# British GT Championship - Race 1 - Round 1

## RACE 9 - SECTOR ANALYSIS

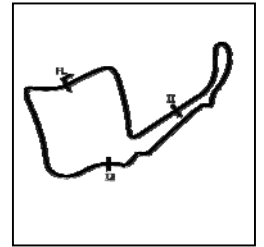


SECTOR 1 = FL to I1, SECTOR 2 = I1 to I2, SECTOR 3 = I2 to FL, DIFF = Difference To Personal Best Lap, P = Crossed Finish Line in Pit Lane, D = Time Disallowed

P21 77 GT4PA Fox Motorsport		Mercedes-AMG GT4								
IDEAL LAP TIME : 1:45.680		BEST LAP TIME : 1:45.947								
D1: Mark MURFITT		D2: Michael BROADHURST								
DIFFERENCE : 0.267										
LAP	SECTOR 1	SECTOR 2	SECTOR 3	LAP TIME	MPH	DIFF	TIME OF DAY			
1 - D1		119.4	54.115	102.4	29.507	109.8	1:58.872	81.52	12.925	11:17:17.960
2 - D1	26.691	119.6	54.651	102.4	31.103	94.9	1:52.445	86.18	6.498	11:19:10.405
3 - D1	31.461	84.9	59.716	101.0	31.704	109.8	2:02.881	78.86	16.934	11:21:13.286
4 - D1	27.457	108.4	56.635	101.9	42.137	93.5	2:06.229	76.77	20.282	11:23:19.515
5 - D1	35.437	61.7	1:16.789	101.0	31.996	107.0	2:24.222	67.19	38.275	11:25:43.737
6 - D1	34.924	37.0	1:02.048	100.9	31.791	110.3	2:08.763	75.26	22.816	11:27:52.500
7 - D1	26.555	119.6	51.910	102.2	29.624	110.3	1:48.089	89.66	2.142	11:29:40.589
8 - D1	26.227	120.2	51.551	103.5	29.287	110.7	1:47.065	90.51	1.118	11:31:27.654
9 - D1	26.306	120.6	51.407	103.2	29.241	110.3	1:46.954	90.61	1.007	11:33:14.608
10 - D1	26.266	120.4	51.281	103.2	29.321	110.5	1:46.868	90.68	0.921	11:35:01.476
11 - D1	26.358	119.6	52.876	103.7	29.840	109.2	1:49.074	88.85	3.127	11:36:50.550
12 - D1	26.195	118.9	51.093	103.7	29.014	110.3	1:46.302 (2)	91.16	0.355	11:38:36.852
13 - D1	26.041	121.1	51.239	102.7	29.152	110.1	1:46.432 (3)	91.05	0.485	11:40:23.284
14 - D1	26.098	120.2	51.741	100.1	29.923	110.7	1:47.762	89.93	1.815	11:42:11.046
15 - D1	26.632	119.8	51.296	102.6	IN PIT		1:52.280 P	86.31	6.333	11:44:03.326
16 - D2	OUTLAP	120.0	50.645	104.5	29.254	110.9	3:32.642	45.57	1:46.695	11:47:35.968
17 - D2	26.149	120.4	51.398	103.8	29.507	110.9	1:47.054	90.52	1.107	11:49:23.022
18 - D2	27.353	121.3	52.086	103.5	29.594	109.4	1:49.033	88.88	3.086	11:51:12.055
19 - D2	26.665	119.1	51.802	103.7	29.558	110.0	1:48.025	89.71	2.078	11:53:00.080
20 - D2	26.021	120.2	50.724	104.0	29.202	109.8	1:45.947 (1)	91.47		11:54:46.027
21 - D2	26.027	120.0	51.851	104.0	29.591	110.0	1:47.469	90.17	1.522	11:56:33.496
22 - D2	26.042	120.2	51.632	104.5	29.452	109.6	1:47.126	90.46	1.179	11:58:20.622
23 - D2	26.843	120.2	51.461	104.0	29.828	110.0	1:48.132	89.62	2.185	12:00:08.754
24 - D2	26.716	120.6	52.781	103.7	29.685	110.1	1:49.182	88.76	3.235	12:01:57.936
25 - D2	26.433	120.4	51.134	104.3	29.316	110.5	1:46.883	90.67	0.936	12:03:44.819
26 - D2	26.085	120.9	51.666	103.7	29.280	110.1	1:47.031	90.54	1.084	12:05:31.850
27 - D2	26.030	120.6	51.189	104.3	29.846	110.7	1:47.065	90.51	1.118	12:07:18.915
28 - D2	26.345	121.1	52.020	103.0	29.369	110.1	1:47.734	89.95	1.787	12:09:06.649
29 - D2	26.131	121.1	51.629	104.0	29.382	110.1	1:47.142	90.45	1.195	12:10:53.791
30 - D2	26.740	117.1	52.150	103.0	29.886	109.8	1:48.776	89.09	2.829	12:12:42.567
31 - D2	26.234	120.6	51.685	103.8	29.252	110.1	1:47.171	90.42	1.224	12:14:29.738
32 - D2	26.110	121.1	51.271	103.5	29.298	110.1	1:46.679	90.84	0.732	12:16:16.417

# British GT Championship - Race 1 - Round 1

## RACE 9 - SECTOR ANALYSIS

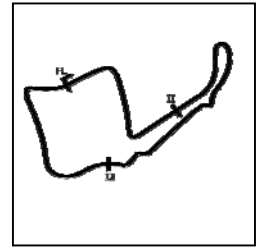


SECTOR 1 = FL to I1, SECTOR 2 = I1 to I2, SECTOR 3 = I2 to FL, DIFF = Difference To Personal Best Lap, P = Crossed Finish Line in Pit Lane, D = Time Disallowed

P22 42 GT4S Century Motorsport		BMW M4 GT4								
IDEAL LAP TIME : 1:45.730		BEST LAP TIME : 1:46.030								
D1: Mark KIMBER		D2: Jacob MATHIASSEN								
DIFFERENCE : 0.300										
LAP	SECTOR 1	SECTOR 2	SECTOR 3	LAP TIME	MPH	DIFF	TIME OF DAY			
1 - D1		120.0	52.283	106.6	29.598	112.2	1:54.611	84.55	8.581	11:17:13.699
2 - D1	27.315	120.2	52.477	105.0	29.167	112.0	1:48.959	88.94	2.929	11:19:02.658
3 - D1	32.103	102.9	58.598	102.9	30.684	110.3	2:01.385	79.83	15.355	11:21:04.043
4 - D1	27.901	110.3	55.119	101.8	45.139	87.4	2:08.159	75.61	22.129	11:23:12.202
5 - D1	35.635	56.2	1:10.311	107.3	36.683	97.1	2:22.629	67.94	36.599	11:25:34.831
6 - D1	35.949	45.8	1:01.006	86.5	36.803	113.3	2:13.758	72.45	27.728	11:27:48.589
7 - D1	26.297	120.2	52.161	104.8	29.850	112.2	1:48.308	89.47	2.278	11:29:36.897
8 - D1	26.346	120.9	50.587	106.6	29.321	112.5	1:46.254 (3)	91.20	0.224	11:31:23.151
9 - D1	26.481	120.6	50.853	106.1	29.010	112.5	1:46.344	91.13	0.314	11:33:09.495
10 - D1	26.151	120.9	50.790	107.2	29.089	112.5	1:46.030 (1)	91.40		11:34:55.525
11 - D1	26.203	121.1	50.896	107.3	29.250	112.7	1:46.349	91.12	0.319	11:36:41.874
12 - D1	26.545	120.9	50.913	107.3	29.196	112.2	1:46.654	90.86	0.624	11:38:28.528
13 - D1	26.254	121.1	50.892	106.1	29.108	113.3	1:46.254 (3)	91.20	0.224	11:40:14.782
14 - D1	26.133	120.4	51.079	106.1	29.916	112.2	1:47.128	90.46	1.098	11:42:01.910
15 - D1	26.358	120.0	51.465	105.8	29.751	112.7	1:47.574	90.08	1.544	11:43:49.484
16 - D1	27.365	120.2	51.514	107.0	IN PIT		1:51.608 P	86.83	5.578	11:45:41.092
17 - D2	OUTLAP	120.4	51.118	107.3	29.055	112.9	3:46.867	42.71	2:00.837	11:49:27.959
18 - D2	26.534	117.7	51.052	106.3	29.312	113.3	1:46.898	90.65	0.868	11:51:14.857
19 - D2	26.303	120.9	51.037	107.0	29.016	113.5	1:46.356	91.12	0.326	11:53:01.213
20 - D2	26.173	121.1	50.873	107.0	29.064	113.1	1:46.110 (2)	91.33	0.080	11:54:47.323
21 - D2	26.292	122.0	51.761	107.2	29.573	110.9	1:47.626	90.04	1.596	11:56:34.949
22 - D2	26.884	120.2	50.994	107.3	29.163	112.9	1:47.041	90.53	1.011	11:58:21.990
23 - D2	26.302	121.7	51.430	102.2	29.944	112.5	1:47.676	90.00	1.646	12:00:09.666
24 - D2	26.863	121.7	52.491	106.5	29.469	112.9	1:48.823	89.05	2.793	12:01:58.489
25 - D2	26.401	120.6	51.365	106.8	29.171	113.1	1:46.937	90.62	0.907	12:03:45.426
26 - D2	26.445	120.4	51.370	107.0	29.221	112.9	1:47.036	90.54	1.006	12:05:32.462
27 - D2	26.408	121.3	51.208	106.5	29.232	112.9	1:46.848	90.70	0.818	12:07:19.310
28 - D2	26.829	119.6	51.780	107.2	29.424	111.8	1:48.033	89.70	2.003	12:09:07.343
29 - D2	26.991	121.1	51.199	106.3	29.541	112.9	1:47.731	89.95	1.701	12:10:55.074
30 - D2	26.406	120.9	51.845	107.2	29.516	112.9	1:47.767	89.92	1.737	12:12:42.841
31 - D2	26.898	120.6	51.241	107.3	29.335	112.5	1:47.474	90.17	1.444	12:14:30.315
32 - D2	26.336	121.3	51.053	107.0	29.121	112.9	1:46.510	90.98	0.480	12:16:16.825

# British GT Championship - Race 1 - Round 1

## RACE 9 - SECTOR ANALYSIS

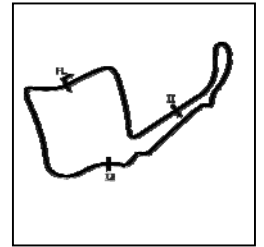


SECTOR 1 = FL to I1, SECTOR 2 = I1 to I2, SECTOR 3 = I2 to FL, DIFF = Difference To Personal Best Lap, P = Crossed Finish Line in Pit Lane, D = Time Disallowed

P23 66 GT4PA Team Parker Racing		Mercedes-AMG GT4									
IDEAL LAP TIME : 1:45.694		BEST LAP TIME : 1:45.760									
D1: Nick JONES		D2: Scott MALVERN									
LAP	SECTOR 1	SECTOR 2	SECTOR 3	LAP TIME	MPH	DIFF	TIME OF DAY				
1 - D1		118.3	1:02.805	102.9	29.581	108.2	2:08.101	75.65	22.341	11:17:27.189	
2 - D1	26.744	116.3	54.839	100.3	29.755	109.6	1:51.338	87.04	5.578	11:19:18.527	
3 - D1	27.460	92.6	59.341	102.1	31.390	109.8	1:58.191	81.99	12.431	11:21:16.718	
4 - D1	27.532	108.5	57.045	101.6	40.988	89.9	2:05.565	77.18	19.805	11:23:22.283	
5 - D1	35.777	71.0	1:25.668	107.0	29.766	109.8	2:31.211	64.09	45.451	11:25:53.494	
6 - D1	30.083	52.4	1:00.376	101.8	31.311	109.6	2:01.770	79.58	16.010	11:27:55.264	
7 - D1	26.784	118.9	52.508	102.6	29.837	107.5	1:49.129	88.80	3.369	11:29:44.393	
8 - D1	26.484	117.5	51.412	102.9	29.362	110.1	1:47.258	90.35	1.498	11:31:31.651	
9 - D1	26.300	119.1	51.315	103.2	29.209	110.5	1:46.824	90.72	1.064	11:33:18.475	
10 - D1	26.208	119.6	51.762	101.3	29.302	109.8	1:47.272	90.34	1.512	11:35:05.747	
11 - D1	26.122	119.1	51.481	103.2	29.477	109.2	1:47.080	90.50	1.320	11:36:52.827	
12 - D1	26.155	119.8	51.758	102.1	29.517	109.6	1:47.430	90.21	1.670	11:38:40.257	
13 - D1	26.466	118.7	51.866	103.0	30.229	109.4	1:48.561	89.27	2.801	11:40:28.818	
14 - D1	26.576	119.4	51.716	102.4	29.553	110.0	1:47.845	89.86	2.085	11:42:16.663	
15 - D1	26.437	118.5	51.841	102.2	IN PIT		1:51.229	P	87.12	5.469	11:44:07.892
16 - D2	OUTLAP	120.6	50.934	103.2	29.177	109.6	3:37.640	44.52	1:51.880	11:47:45.532	
17 - D2	26.035	119.8	50.731	103.2	29.107	110.0	1:45.873	(2)	91.53	0.113	11:49:31.405
18 - D2	26.085	119.4	51.121	102.2	29.140	110.7	1:46.346		91.12	0.586	11:51:17.751
19 - D2	25.973	120.4	50.772	103.4	29.015	110.3	1:45.760	(1)	91.63		11:53:03.511
20 - D2	26.050	119.8	51.035	102.7	29.424	110.7	1:46.509		90.99	0.749	11:54:50.020
21 - D2	25.948	120.4	51.021	102.7	29.223	110.5	1:46.192	(3)	91.26	0.432	11:56:36.212
22 - D2	26.006	120.2	51.233	103.4	29.064	110.5	1:46.303		91.16	0.543	11:58:22.515
23 - D2	26.039	120.4	52.593	102.7	29.357	110.1	1:47.989		89.74	2.229	12:00:10.504
24 - D2	26.453	120.9	52.522	102.6	29.445	110.3	1:48.420		89.38	2.660	12:01:58.924
25 - D2	26.134	120.0	51.681	102.6	29.225	110.1	1:47.040		90.53	1.280	12:03:45.964
26 - D2	26.111	119.1	51.799	102.1	29.193	110.7	1:47.103		90.48	1.343	12:05:33.067
27 - D2	26.192	120.2	51.523	102.2	29.192	110.3	1:46.907		90.65	1.147	12:07:19.974
28 - D2	26.299	119.8	52.083	102.9	29.325	109.4	1:47.707		89.97	1.947	12:09:07.681
29 - D2	26.314	120.2	51.314	101.8	29.504	110.0	1:47.132		90.46	1.372	12:10:54.813
30 - D2	26.142	119.6	52.052	101.8	29.742	109.4	1:47.936		89.78	2.176	12:12:42.749
31 - D2	26.417	120.4	51.750	102.6	29.786	109.2	1:47.953		89.77	2.193	12:14:30.702
32 - D2	26.214	119.8	51.680	102.1	29.243	110.5	1:47.137		90.45	1.377	12:16:17.839

# British GT Championship - Race 1 - Round 1

## RACE 9 - SECTOR ANALYSIS

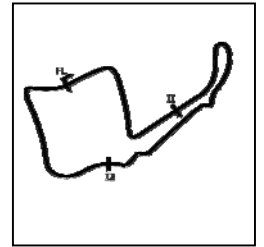


SECTOR 1 = FL to I1, SECTOR 2 = I1 to I2, SECTOR 3 = I2 to FL, DIFF = Difference To Personal Best Lap, P = Crossed Finish Line in Pit Lane, D = Time Disallowed

P24 43 GT4S Century Motorsport		BMW M4 GT4								
IDEAL LAP TIME : 1:45.979		BEST LAP TIME : 1:46.230								
D1: Andrew GORDON-COLEB		D2: Angus FENDER								
LAP	SECTOR 1	SECTOR 2	SECTOR 3	LAP TIME	MPH	DIFF	TIME OF DAY			
1 - D1		120.6	52.492	106.3	29.635	111.6	1:55.478	83.92	9.248	11:17:14.566
2 - D1	27.081	121.1	53.695	105.0	29.344	110.7	1:50.120	88.00	3.890	11:19:04.686
3 - D1	31.966	96.9	59.163	102.1	30.485	110.5	2:01.614	79.68	15.384	11:21:06.300
4 - D1	27.954	118.3	55.911	105.5	43.753	78.8	2:07.618	75.93	21.388	11:23:13.918
5 - D1	35.442	61.5	1:12.126	104.8	35.392	109.1	2:22.960	67.79	36.730	11:25:36.878
6 - D1	35.137	46.1	1:01.561	102.2	35.902	113.1	2:12.600	73.08	26.370	11:27:49.478
7 - D1	26.366	121.7	51.410	105.8	29.922	112.2	1:47.698	89.98	1.468	11:29:37.176
8 - D1	26.326	122.0	51.671	105.0	29.184	113.1	1:47.181	90.41	0.951	11:31:24.357
9 - D1	26.282	121.1	51.028	106.5	29.120	112.5	1:46.430	91.05	0.200	11:33:10.787
10 - D1	26.204	120.9	<b>50.872</b>	107.0	29.154	112.4	<b>1:46.230 (1)</b>	<b>91.22</b>		<b>11:34:57.017</b>
11 - D1	26.243	120.9	51.016	106.3	29.137	112.4	1:46.396 (3)	91.08	0.166	11:36:43.413
12 - D1	26.221	120.9	51.145	107.2	<b>29.066</b>	112.0	1:46.432	91.05	0.202	11:38:29.845
13 - D1	26.285	120.6	51.226	106.5	29.131	112.5	1:46.642	90.87	0.412	11:40:16.487
14 - D1	26.604	119.6	51.241	105.3	29.567	112.0	1:47.412	90.22	1.182	11:42:03.899
15 - D1	26.449	120.6	52.514	105.6	29.999	112.2	1:48.962	88.94	2.732	11:43:52.861
16 - D1	26.685	120.2	51.436	106.6	29.162	112.2	1:47.283	90.33	1.053	11:45:40.144
17 - D1	26.234	120.9	51.366	106.5	IN PIT		1:49.561 P	88.45	3.331	11:47:29.705
18 - D2	OUTLAP	120.6	51.118	<b>107.3</b>	29.110	112.7	3:51.158	41.92	2:04.928	11:51:20.863
19 - D2	26.369	121.3	51.577	106.6	29.325	111.8	1:47.271	90.34	1.041	11:53:08.134
20 - D2	26.205	120.9	51.634	105.3	29.188	<b>113.5</b>	1:47.027	90.55	0.797	11:54:55.161
21 - D2	26.196	121.7	51.314	107.2	29.462	112.9	1:46.972	90.59	0.742	11:56:42.133
22 - D2	26.189	<b>122.2</b>	51.464	106.6	29.973	112.0	1:47.626	90.04	1.396	11:58:29.759
23 - D2	26.163	120.9	51.998	106.0	29.267	112.7	1:47.428	90.21	1.198	12:00:17.187
24 - D2	26.220	121.1	51.597	105.8	29.226	112.9	1:47.043	90.53	0.813	12:02:04.230
25 - D2	26.222	120.9	51.177	106.5	29.376	112.7	1:46.775	90.76	0.545	12:03:51.005
26 - D2	26.750	121.3	51.283	106.6	29.417	112.9	1:47.450	90.19	1.220	12:05:38.455
27 - D2	26.579	121.1	51.131	106.1	29.126	112.7	1:46.836	90.71	0.606	12:07:25.291
28 - D2	26.272	121.1	51.526	<b>107.3</b>	29.332	112.5	1:47.130	90.46	0.900	12:09:12.421
29 - D2	26.083	120.9	51.087	106.5	29.151	113.1	1:46.321 (2)	91.15	0.091	12:10:58.742
30 - D2	26.318	<b>122.2</b>	51.906	106.1	29.115	112.7	1:47.339	90.28	1.109	12:12:46.081
31 - D2	26.308	120.6	51.138	107.0	29.247	112.9	1:46.693	90.83	0.463	12:14:32.774
32 - D2	<b>26.041</b>	121.5	51.317	107.0	29.189	112.9	1:46.547	90.95	0.317	12:16:19.321

# British GT Championship - Race 1 - Round 1

## RACE 9 - SECTOR ANALYSIS

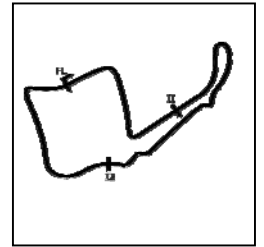


SECTOR 1 = FL to I1, SECTOR 2 = I1 to I2, SECTOR 3 = I2 to FL, DIFF = Difference To Personal Best Lap, P = Crossed Finish Line in Pit Lane, D = Time Disallowed

P25		23 GT4S		RACE Performance				Ford Mustang GT4			
IDEAL LAP TIME : 1:45.854		BEST LAP TIME : 1:45.951		DIFFERENCE : 0.097							
D1: Sam SMELT		D2: Arón TAYLOR-SMITH									
LAP	SECTOR 1	SECTOR 2	SECTOR 3	LAP TIME	MPH	DIFF	TIME OF DAY				
1 - D1		118.7	53.612	104.6	29.480	111.1	1:57.921	82.18	11.970		11:17:17.009
2 - D1	26.973	117.7	54.159	101.9	31.354	97.2	1:52.486	86.15	6.535		11:19:09.495
3 - D1	30.909	86.0	59.256	102.2	32.227	105.6	2:02.392	79.18	16.441		11:21:11.887
4 - D1	27.742	116.3	55.269	102.9	42.804	73.9	2:05.815	77.02	19.864		11:23:17.702
5 - D1	35.059	66.9	1:15.917	101.5	33.120	106.5	2:24.096	67.25	38.145		11:25:41.798
6 - D1	34.789	37.6	1:01.979	102.7	32.673	112.4	2:09.441	74.87	23.490		11:27:51.239
7 - D1	26.859	119.8	51.307	104.3	29.343	111.2	1:47.509	90.14	1.558		11:29:38.748
8 - D1	26.749	119.1	51.420	104.6	29.390	110.7	1:47.559	90.10	1.608		11:31:26.307
9 - D1	26.194	119.6	51.055	104.6	29.359	111.1	1:46.608	90.90	0.657		11:33:12.915
10 - D1	26.228	119.6	50.751	105.3	29.693	110.3	1:46.672	90.85	0.721		11:34:59.587
11 - D1	26.344	119.1	50.933	103.2	29.334	110.5	1:46.611	90.90	0.660		11:36:46.198
12 - D1	26.135	119.6	50.789	105.6	29.402	111.4	1:46.326	91.14	0.375		11:38:32.524
13 - D1	26.414	120.0	51.109	104.6	29.639	111.1	1:47.162	90.43	1.211		11:40:19.686
14 - D1	26.724	119.8	51.078	103.5	29.692	110.9	1:47.494	90.15	1.543		11:42:07.180
15 - D1	26.573	116.7	52.271	105.1	29.605	110.7	1:48.449	89.36	2.498		11:43:55.629
16 - D1	26.366	119.4	51.287	104.8	IN PIT		1:50.435	P 87.75	4.484		11:45:46.064
17 - D2	OUTLAP	117.9	51.934	105.0	29.453	111.1	3:57.576	40.79	2:11.625		11:49:43.640
18 - D2	26.610	119.6	51.162	105.6	29.309	111.4	1:47.081	90.50	1.130		11:51:30.721
19 - D2	26.276	118.9	50.949	105.6	29.480	111.2	1:46.705	90.82	0.754		11:53:17.426
20 - D2	26.234	120.4	50.855	105.6	29.241	111.6	1:46.330	91.14	0.379		11:55:03.756
21 - D2	26.128	120.2	50.809	106.0	29.892	111.6	1:46.829	90.71	0.878		11:56:50.585
22 - D2	26.197	120.2	51.465	105.6	29.213	111.8	1:46.875	90.67	0.924		11:58:37.460
23 - D2	26.293	119.8	50.846	105.6	29.275	111.8	1:46.414	91.07	0.463		12:00:23.874
24 - D2	26.288	120.2	50.670	105.3	29.264	112.0	1:46.222	91.23	0.271		12:02:10.096
25 - D2	26.176	120.6	50.722	106.1	29.101	112.0	1:45.999 (2)	91.42	0.048		12:03:56.095
26 - D2	26.160	120.6	51.514	104.2	29.241	111.6	1:46.915	90.64	0.964		12:05:43.010
27 - D2	26.155	120.2	50.644	105.6	29.152	111.6	1:45.951 (1)	91.46			12:07:28.961
28 - D2	26.189	120.0	50.625	105.8	29.202	112.2	1:46.016 (3)	91.41	0.065		12:09:14.977
29 - D2	26.203	120.9	50.678	105.6	30.385	108.4	1:47.266	90.34	1.315		12:11:02.243
30 - D2	26.503	112.0	51.580	105.1	29.624	111.4	1:47.707	89.97	1.756		12:12:49.950
31 - D2	26.243	120.2	51.006	105.5	29.290	111.8	1:46.539	90.96	0.588		12:14:36.489
32 - D2	26.239	120.4	51.318	105.6	29.516	111.6	1:47.073	90.51	1.122		12:16:23.562

# British GT Championship - Race 1 - Round 1

## RACE 9 - SECTOR ANALYSIS

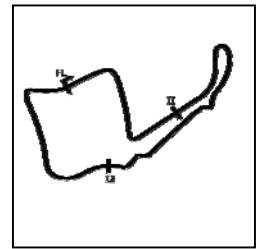


SECTOR 1 = FL to I1, SECTOR 2 = I1 to I2, SECTOR 3 = I2 to FL, DIFF = Difference To Personal Best Lap, P = Crossed Finish Line in Pit Lane, D = Time Disallowed

P26 62 GT4S Academy Motorsport				Aston Martin V8 Vantage GT4						
IDEAL LAP TIME : 1:46.277		BEST LAP TIME : 1:46.457		DIFFERENCE : 0.180						
D1: Alex TOTH-JONES		D2: Will MOORE								
LAP	SECTOR 1	SECTOR 2	SECTOR 3	LAP TIME	MPH	DIFF	TIME OF DAY			
1 - D1		117.5	52.046	104.0	29.452	109.4	1:53.982	85.02	7.525	11:17:13.070
2 - D1	29.635	118.3	54.866	101.8	29.925	104.2	1:54.426	84.69	7.969	11:19:07.496
3 - D1	31.093	92.9	59.146	94.9	31.617	94.6	2:01.856	79.53	15.399	11:21:09.352
4 - D1	27.418	112.9	55.821	104.6	43.082	87.0	2:06.321	76.71	19.864	11:23:15.673
5 - D1	35.886	66.4	1:14.065	105.1	34.212	100.9	2:24.163	67.22	37.706	11:25:39.836
6 - D1	35.305	37.6	1:01.018	103.7	34.526	111.1	2:10.849	74.06	24.392	11:27:50.685
7 - D1	26.675	118.3	51.699	104.2	29.407	109.8	1:47.781	89.91	1.324	11:29:38.466
8 - D1	26.527	117.1	51.697	103.8	29.358	109.6	1:47.582	90.08	1.125	11:31:26.048
9 - D1	26.216	117.7	50.890	104.5	29.351	109.8	1:46.457 (1)	91.03		11:33:12.505
10 - D1	26.078	119.6	51.060	104.8	30.627	108.7	1:47.765	89.92	1.308	11:35:00.270
11 - D1	26.707	117.9	51.128	104.3	29.353	110.1	1:47.188	90.41	0.731	11:36:47.458
12 - D1	26.194	118.3	50.938	104.6	29.350	110.0	1:46.482 (2)	91.01	0.025	11:38:33.940
13 - D1	26.697	115.5	51.195	104.3	29.389	110.3	1:47.281	90.33	0.824	11:40:21.221
14 - D1	26.401	116.5	51.124	104.0	29.809	109.6	1:47.334	90.29	0.877	11:42:08.555
15 - D1	26.615	118.1	51.495	104.3	29.563	110.0	1:47.673	90.00	1.216	11:43:56.228
16 - D1	26.278	118.1	51.526	104.3	29.542	109.8	1:47.346	90.28	0.889	11:45:43.574
17 - D1	26.307	118.1	51.208	104.6	IN PIT		1:50.129 P	87.99	3.672	11:47:33.703
18 - D2	OUTLAP	116.9	51.656	103.7	29.633	108.9	3:48.872	42.34	2:02.415	11:51:22.575
19 - D2	26.676	115.1	51.379	103.2	29.418	109.8	1:47.473	90.17	1.016	11:53:10.048
20 - D2	26.510	115.9	51.271	103.2	30.027	108.0	1:47.808	89.89	1.351	11:54:57.856
21 - D2	26.562	117.3	51.179	103.7	29.484	109.8	1:47.225	90.38	0.768	11:56:45.081
22 - D2	26.421	117.5	51.624	102.9	30.472	108.4	1:48.517	89.30	2.060	11:58:33.598
23 - D2	26.457	118.3	51.304	103.8	29.412	110.0	1:47.173 (3)	90.42	0.716	12:00:20.771
24 - D2	26.359	118.3	51.621	101.8	29.615	109.4	1:47.595	90.07	1.138	12:02:08.366
25 - D2	26.396	117.3	51.510	104.2	29.309	109.8	1:47.215	90.39	0.758	12:03:55.581
26 - D2	26.302	117.9	52.002	102.4	29.810	110.0	1:48.114	89.63	1.657	12:05:43.695
27 - D2	26.394	117.9	51.898	102.4	29.683	109.6	1:47.975	89.75	1.518	12:07:31.670
28 - D2	26.608	116.5	51.819	103.2	29.561	109.8	1:47.988	89.74	1.531	12:09:19.658
29 - D2	26.462	118.5	51.270	103.8	29.746	108.9	1:47.478	90.17	1.021	12:11:07.136
30 - D2	26.509	117.9	51.237	103.8	29.789	109.6	1:47.535	90.12	1.078	12:12:54.671
31 - D2	26.546	117.7	51.785	102.6	29.614	110.0	1:47.945	89.78	1.488	12:14:42.616
32 - D2	26.358	117.7	51.464	103.8	29.520	110.0	1:47.342	90.28	0.885	12:16:29.958

# British GT Championship - Race 1 - Round 1

## RACE 9 - SECTOR ANALYSIS



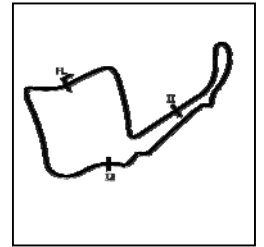
SECTOR 1 = FL to I1, SECTOR 2 = I1 to I2, SECTOR 3 = I2 to FL, DIFF = Difference To Personal Best Lap, P = Crossed Finish Line in Pit Lane, D = Time Disallowed

P27 75 GT4S Optimum Motorsport				Aston Martin V8 Vantage GT4						
IDEAL LAP TIME : 1:46.367		BEST LAP TIME : 1:46.546		DIFFERENCE : 0.179						
D1: Patrik MATTHIESEN		D2: Mike ROBINSON								
LAP	SECTOR 1	SECTOR 2	SECTOR 3	LAP TIME	MPH	DIFF	TIME OF DAY			
1 - D1		116.3	58.265	102.9	29.489	108.9	2:03.789	78.28	17.243	11:17:22.877
2 - D1	28.226	115.7	56.423	101.2	29.733	108.5	1:54.382	84.72	7.836	11:19:17.259
3 - D1	27.189	90.4	58.864	99.8	32.035	97.1	1:58.088	82.06	11.542	11:21:15.347
4 - D1	27.679	106.6	55.585	102.2	42.529	84.7	2:05.793	77.04	19.247	11:23:21.140
5 - D1	35.223	64.9	1:25.385	100.7	30.235	108.0	2:30.843	64.24	44.297	11:25:51.983
6 - D1	29.421	58.2	1:00.692	101.0	32.216	109.4	2:02.329	79.22	15.783	11:27:54.312
7 - D1	26.318	116.1	52.503	102.7	29.592	109.6	1:48.413	89.39	1.867	11:29:42.725
8 - D1	26.369	116.7	51.400	102.7	29.439	109.4	1:47.208	90.39	0.662	11:31:29.933
9 - D1	26.366	116.7	50.875	103.5	29.489	109.4	1:46.730 (2)	90.80	0.184	11:33:16.663
10 - D1	26.163	117.9	50.796	103.8	29.587	108.5	1:46.546 (1)	90.95		11:35:03.209
11 - D1	26.324	116.3	51.433	104.2	30.090	109.1	1:47.847	89.86	1.301	11:36:51.056
12 - D1	26.231	117.7	51.147	104.3	29.412	108.7	1:46.790	90.75	0.244	11:38:37.846
13 - D1	26.399	117.1	51.579	103.5	29.608	108.5	1:47.586	90.07	1.040	11:40:25.432
14 - D1	26.272	115.3	52.250	102.6	29.842	109.4	1:48.364	89.43	1.818	11:42:13.796
15 - D1	26.392	117.1	51.375	103.8	29.501	108.9	1:47.268	90.34	0.722	11:44:01.064
16 - D1	26.457	117.1	51.330	103.4	29.574	109.1	1:47.361	90.26	0.815	11:45:48.425
17 - D1	26.323	117.1	51.280	103.2	29.515	109.2	1:47.118	90.47	0.572	11:47:35.543
18 - D1	26.301	117.3	51.153	103.2	29.877	109.1	1:47.331	90.29	0.785	11:49:22.874
19 - D1	26.550	117.1	52.690	103.8	29.750	109.1	1:48.990	88.91	2.444	11:51:11.864
20 - D1	26.683	116.3	51.613	103.5	IN PIT		1:50.558 P	87.65	4.012	11:53:02.422
21 - D2	OUTLAP	115.5	52.133	102.9	29.666	108.5	3:50.024	42.13	2:03.478	11:56:52.446
22 - D2	26.672	117.3	51.267	103.8	29.457	108.5	1:47.396	90.23	0.850	11:58:39.842
23 - D2	26.679	116.7	51.259	103.4	29.497	108.4	1:47.435	90.20	0.889	12:00:27.277
24 - D2	26.376	117.3	51.042	104.2	29.427	109.1	1:46.845	90.70	0.299	12:02:14.122
25 - D2	26.515	116.9	51.221	104.2	29.565	109.2	1:47.301	90.31	0.755	12:04:01.423
26 - D2	26.449	117.1	50.978	104.2	29.506	109.2	1:46.933	90.62	0.387	12:05:48.356
27 - D2	26.289	117.3	51.374	103.5	29.593	109.2	1:47.256	90.35	0.710	12:07:35.612
28 - D2	26.386	117.5	51.019	103.8	29.480	109.8	1:46.885	90.67	0.339	12:09:22.497
29 - D2	26.391	117.3	51.606	103.2	29.669	108.5	1:47.666	90.01	1.120	12:11:10.163
30 - D2	26.449	117.7	51.165	104.0	29.577	109.4	1:47.191	90.41	0.645	12:12:57.354
31 - D2	26.395	117.7	51.326	103.7	29.461	109.8	1:47.182	90.41	0.636	12:14:44.536
32 - D2	26.291	117.9	51.045	103.8	29.408	110.0	1:46.744 (3)	90.79	0.198	12:16:31.280



# British GT Championship - Race 1 - Round 1

## RACE 9 - SECTOR ANALYSIS

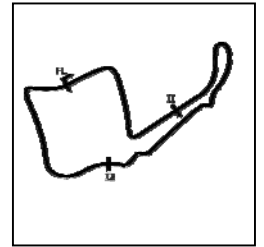


SECTOR 1 = FL to I1, SECTOR 2 = I1 to I2, SECTOR 3 = I2 to FL, DIFF = Difference To Personal Best Lap, P = Crossed Finish Line in Pit Lane, D = Time Disallowed

P28 61 GT4S Academy Motorsport		Aston Martin V8 Vantage GT4								
IDEAL LAP TIME : 1:46.362		BEST LAP TIME : 1:46.570			DIFFERENCE : 0.208					
D1: Ben HURST		D2: Micah STANLEY								
LAP	SECTOR 1	SECTOR 2	SECTOR 3	LAP TIME	MPH	DIFF	TIME OF DAY			
1 - D1		109.2	53.313	104.3	29.426	<b>111.6</b>	1:56.714	83.03	10.144	11:17:15.802
2 - D1	27.135	119.8	54.095	102.4	29.685	110.5	1:50.915	87.37	4.345	11:19:06.717
3 - D1	31.435	86.0	59.048	97.3	31.169	110.5	2:01.652	79.66	15.082	11:21:08.369
4 - D1	27.947	118.1	55.410	105.0	43.460	75.7	2:06.817	76.41	20.247	11:23:15.186
5 - D1	35.799	62.8	1:12.974	103.5	35.163	106.8	2:23.936	67.33	37.366	11:25:39.122
6 - D1	34.823	47.6	1:01.685	101.3	34.814	111.6	2:11.322	73.79	24.752	11:27:50.444
7 - D1	26.487	120.2	51.592	104.3	29.368	111.1	1:47.447	90.19	0.877	11:29:37.891
8 - D1	26.347	119.4	51.847	104.8	29.258	111.1	1:47.452	90.19	0.882	11:31:25.343
9 - D1	26.248	118.9	51.173	103.5	29.246	110.9	1:46.667 (2)	90.85	0.097	11:33:12.010
10 - D1	26.272	119.4	50.937	106.0	29.361	110.9	1:46.570 (1)	90.93		11:34:58.580
11 - D1	26.478	116.1	51.056	105.0	29.328	111.1	1:46.862	90.68	0.292	11:36:45.442
12 - D1	26.260	118.3	50.930	105.0	29.556	110.9	1:46.746	90.78	0.176	11:38:32.188
13 - D1	26.272	119.1	51.454	104.8	29.365	110.7	1:47.091	90.49	0.521	11:40:19.279
14 - D1	26.299	118.9	51.071	104.2	29.322	111.1	1:46.692 (3)	90.83	0.122	11:42:05.971
15 - D1	26.644	119.1	52.870	104.0	IN PIT		1:54.285 P	84.79	7.715	11:44:00.256
16 - D2	OUTLAP	118.1	51.324	104.0	29.317	110.7	3:46.671	42.75	2:00.101	11:47:46.927
17 - D2	26.351	118.1	51.195	104.2	29.215	110.7	1:46.761	90.77	0.191	11:49:33.688
18 - D2	26.354	118.1	51.201	103.8	29.312	110.5	1:46.867	90.68	0.297	11:51:20.555
19 - D2	26.270	118.7	51.532	104.5	29.342	110.3	1:47.144	90.45	0.574	11:53:07.699
20 - D2	26.354	117.5	51.307	104.0	29.540	110.7	1:47.201	90.40	0.631	11:54:54.900
21 - D2	26.217	118.5	51.308	103.8	29.406	110.5	1:46.931	90.63	0.361	11:56:41.831
22 - D2	26.258	118.3	51.501	103.7	29.696	110.7	1:47.455	90.18	0.885	11:58:29.286
23 - D2	26.464	117.5	51.519	103.8	29.423	110.5	1:47.406	90.23	0.836	12:00:16.692
24 - D2	26.482	118.1	51.402	104.3	29.301	110.3	1:47.185	90.41	0.615	12:02:03.877
25 - D2	26.268	118.1	51.212	103.8	29.496	110.3	1:46.976	90.59	0.406	12:03:50.853
26 - D2	26.596	118.7	51.420	103.0	29.401	110.1	1:47.417	90.22	0.847	12:05:38.270
27 - D2	27.008	119.6	51.285	104.2	29.260	110.5	1:47.553	90.10	0.983	12:07:25.823
28 - D2	26.372	118.3	51.494	104.0	29.534	110.7	1:47.400	90.23	0.830	12:09:13.223
29 - D2	27.172	117.5	51.302	103.8	42.747	98.9	2:01.221	79.94	14.651	12:11:14.444
30 - D2	26.990	117.7	51.263	103.5	29.459	110.0	1:47.712	89.97	1.142	12:13:02.156
31 - D2	26.571	117.1	51.460	103.0	29.486	110.1	1:47.517	90.13	0.947	12:14:49.673
32 - D2	26.339	118.5	51.731	103.2	30.336	110.9	1:48.406	89.39	1.836	12:16:38.079

# British GT Championship - Race 1 - Round 1

## RACE 9 - SECTOR ANALYSIS

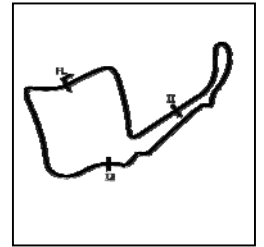


SECTOR 1 = FL to I1, SECTOR 2 = I1 to I2, SECTOR 3 = I2 to FL, DIFF = Difference To Personal Best Lap, P = Crossed Finish Line in Pit Lane, D = Time Disallowed

P29 15 GT4S Multimatic Motorsports				Ford Mustang GT4						
IDEAL LAP TIME : 1:45.355		BEST LAP TIME : 1:45.490		DIFFERENCE : 0.135						
D1: Scott MAXWELL		D2: Seb PRIAULX								
LAP	SECTOR 1	SECTOR 2	SECTOR 3	LAP TIME	MPH	DIFF	TIME OF DAY			
1 - D1		119.8	50.823	105.3	29.082	111.2	1:50.548	87.66	5.058	11:17:09.636
2 - D1	26.177	120.0	54.309	100.1	29.532	110.7	1:50.018	88.08	4.528	11:18:59.654
3 - D1	31.278	95.3	57.467	104.8	30.668	91.0	1:59.413	81.15	13.923	11:20:59.067
4 - D1	28.705	118.1	55.284	78.3	45.368	81.8	2:09.357	74.91	23.867	11:23:08.424
5 - D1	35.996	51.1	1:07.294	89.1	39.390	78.3	2:22.680	67.92	37.190	11:25:31.104
6 - D1	36.025	57.8	1:00.945	77.8	38.359	112.0	2:15.329	71.61	29.839	11:27:46.433
7 - D1	26.181	119.6	50.669	105.5	28.920	112.2	1:45.770 (3)	91.62	0.280	11:29:32.203
8 - D1	26.032	119.4	50.445	104.5	29.013	111.4	1:45.490 (1)	91.86		11:31:17.693
9 - D1	26.108	119.6	50.576	105.3	29.043	110.9	1:45.727 (2)	91.66	0.237	11:33:03.420
10 - D1	26.366	119.4	50.702	105.3	29.047	111.2	1:46.115	91.32	0.625	11:34:49.535
11 - D1	26.176	119.1	50.514	105.1	29.133	110.7	1:45.823	91.58	0.333	11:36:35.358
12 - D1	26.215	118.9	50.827	105.5	29.181	110.7	1:46.223	91.23	0.733	11:38:21.581
13 - D1	26.252	118.5	50.866	104.3	29.189	110.9	1:46.307	91.16	0.817	11:40:07.888
14 - D1	26.176	119.1	50.857	104.6	29.245	110.1	1:56.278	83.34	10.788	11:42:04.166
15 - D1	26.556	119.6	52.334	104.0	IN PIT		1:53.690 P	85.24	8.200	11:43:57.856
16 - D2	OUTLAP	119.1	51.182	105.1	29.132	110.5	3:43.843	43.29	1:58.353	11:47:41.699
17 - D2	26.400	119.8	51.274	105.6	29.116	111.2	1:46.790	90.75	1.300	11:49:28.489
18 - D2	26.348	116.3	51.038	104.5	29.368	111.8	1:46.754	90.78	1.264	11:51:15.243
19 - D2	26.103	119.4	51.179	104.8	29.105	111.4	1:46.387	91.09	0.897	11:53:01.630
20 - D2	26.055	119.4	50.844	105.8	29.264	111.2	1:46.163	91.28	0.673	11:54:47.793
21 - D2	25.990	120.6	51.829	105.6	29.432	111.1	1:47.251	90.36	1.761	11:56:35.044
22 - D2	26.252	119.8	51.009	104.2	29.181	111.4	1:46.442	91.04	0.952	11:58:21.486
23 - D2	26.450	119.6	51.254	105.6	30.328	110.7	1:48.032	89.70	2.542	12:00:09.518
24 - D2	26.793	119.1	52.314	105.0	29.645	112.0	1:48.752	89.11	3.262	12:01:58.270
25 - D2	26.244	119.6	51.323	105.5	29.225	111.6	1:46.792	90.74	1.302	12:03:45.062
26 - D2	26.366	119.1	51.430	104.8	29.341	110.5	1:47.137	90.45	1.647	12:05:32.199
27 - D2	26.310	119.1	50.976	105.1	29.582	110.3	1:46.868	90.68	1.378	12:07:19.067
28 - D2	26.571	119.6	51.898	104.8	29.558	110.5	1:48.027	89.71	2.537	12:09:07.094
29 - D2	26.415	119.1	51.025	105.6	29.471	111.2	1:46.911	90.64	1.421	12:10:54.005
30 - D2	1:00.802	85.9	53.615	101.3	30.067	110.9	2:24.484	67.07	38.994	12:13:18.489
31 - D2	26.730	116.1	51.637	104.5	29.454	110.7	1:47.821	89.88	2.331	12:15:06.310
32 - D2	27.498	119.1	52.057	103.2	29.463	111.1	1:49.018	88.89	3.528	12:16:55.328

# British GT Championship - Race 1 - Round 1

## RACE 9 - SECTOR ANALYSIS

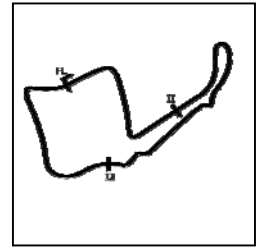


SECTOR 1 = FL to I1, SECTOR 2 = I1 to I2, SECTOR 3 = I2 to FL, DIFF = Difference To Personal Best Lap, P = Crossed Finish Line in Pit Lane, D = Time Disallowed

P30		5 GT4S Tolman Motorsport			McLaren 570S GT4							
IDEAL LAP TIME : 1:45.170		BEST LAP TIME : 1:45.183			DIFFERENCE : 0.013							
D1: Jordan COLLARD		D2: Lewis PROCTOR										
LAP	SECTOR 1	SECTOR 2	SECTOR 3	LAP TIME	MPH	DIFF	TIME OF DAY					
1 - D1		119.1	51.993	105.6	29.423	112.7	1:53.235	85.58	8.052	11:17:12.323		
2 - D1	26.037	120.6	52.525	104.2	30.174	105.5	1:48.736	89.12	3.553	11:19:01.059		
3 - D1	32.994	103.5	58.229	100.4	31.075	109.2	2:02.298	79.24	17.115	11:21:03.357		
4 - D1	27.590	116.1	54.907	99.2	45.803	84.2	2:08.300	75.53	23.117	11:23:11.657		
5 - D1	35.253	55.1	1:09.447	109.8	37.726	92.4	2:22.426	68.04	37.243	11:25:34.083		
6 - D1	35.593	50.3	1:01.128	83.5	37.135	113.3	2:13.856	72.40	28.673	11:27:47.939		
7 - D1	26.080	121.3	50.675	107.0	29.348	113.5	1:46.103	91.33	0.920	11:29:34.042		
8 - D1	26.085	120.0	50.372	106.5	29.358	110.9	1:45.815	91.58	0.632	11:31:19.857		
9 - D1	26.650	120.6	50.573	106.3	28.942	112.5	1:46.165	91.28	0.982	11:33:06.022		
10 - D1	26.080	119.4	50.554	105.8	29.010	112.5	1:45.644	91.73	0.461	11:34:51.666		
11 - D1	26.099	120.4	50.307	106.6	29.148	112.7	1:45.554	91.81	0.371	11:36:37.220		
12 - D1	26.014	120.6	50.214	107.2	28.955	112.5	1:45.183 (1)	92.13		11:38:22.403		
13 - D1	26.087	120.4	50.550	106.5	29.120	113.5	1:45.757	91.63	0.574	11:40:08.160		
14 - D1	26.190	120.9	50.831	106.8	29.443	112.5	1:46.464	91.02	1.281	11:41:54.624		
15 - D1	26.129	120.0	50.248	106.1	29.152	112.4	1:45.529	91.83	0.346	11:43:40.153		
16 - D1	26.231	119.4	50.251	106.6	28.980	112.9	1:45.462 (2)	91.89	0.279	11:45:25.615		
17 - D1	26.458	120.4	52.578	106.0	IN PIT		1:50.251 P	87.90	5.068	11:47:15.866		
18 - D2	OUTLAP	120.6	50.402	106.6	29.157	112.0	3:44.058	43.25	1:58.875	11:50:59.924		
19 - D2	26.091	120.0	50.442	106.5	28.952	112.2	1:45.485 (3)	91.87	0.302	11:52:45.409		
20 - D2	26.477	120.9	51.463	104.8	30.278	112.0	1:48.218	89.55	3.035	11:54:33.627		
21 - D2	26.239	120.2	51.797	106.5	29.478	113.3	1:47.514	90.13	2.331	11:56:21.141		
22 - D2	26.253	121.5	51.178	107.0	29.420	113.1	1:46.851	90.69	1.668	11:58:07.992		
23 - D2	26.321	116.9	50.969	107.2	29.219	113.3	1:46.509	90.99	1.326	11:59:54.501		
24 - D2	26.307	122.0	50.722	107.8	29.415	113.9	1:46.444	91.04	1.261	12:01:40.945		
25 - D2	26.149	121.1	51.602	104.3	29.555	112.9	1:47.306	90.31	2.123	12:03:28.251		
26 - D2	26.148	121.7	51.084	107.5	29.336	112.9	1:46.568	90.94	1.385	12:05:14.819		
27 - D2	26.151	121.7	50.847	107.7	29.566	112.5	1:46.564	90.94	1.381	12:07:01.383		
28 - D2	26.276	122.0	50.661	107.0	29.119	113.3	1:46.056	91.37	0.873	12:08:47.439		
29 - D2	26.122	121.5	51.272	105.0	29.450	113.3	1:46.844	90.70	1.661	12:10:34.283		
30 - D2	26.217	121.7	50.962	107.0	29.532	112.7	1:46.711	90.81	1.528	12:12:20.994		
31 - D2	26.309	122.6	51.043	107.5	29.486	112.7	1:46.838	90.71	1.655	12:14:07.832		

# British GT Championship - Race 1 - Round 1

## RACE 9 - SECTOR ANALYSIS



SECTOR 1 = FL to I1, SECTOR 2 = I1 to I2, SECTOR 3 = I2 to FL, DIFF = Difference To Personal Best Lap, P = Crossed Finish Line in Pit Lane, D = Time Disallowed

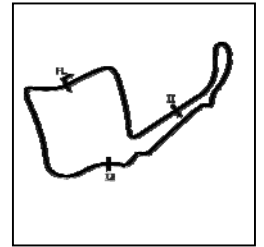
P31 32 GT4PA Track Focused		KTM X-Bow GT4												
IDEAL LAP TIME : 1:45.525		BEST LAP TIME : 1:45.622				DIFFERENCE : 0.097								
D1: Mike MCCOLLUM		D2: Sean COOPER												
LAP	SECTOR 1	SECTOR 2	SECTOR 3	LAP TIME	MPH	DIFF	TIME OF DAY							
1 - D1		116.5	57.415	102.1	29.339	106.3	2:03.137	78.70	17.515	11:17:22.225				
2 - D1	28.810	114.1	55.027	98.1	30.007	103.2	1:53.844	85.12	8.222	11:19:16.069				
3 - D1	27.861	88.0	58.758	93.2	32.091	101.3	1:58.710	81.63	13.088	11:21:14.779				
4 - D1	27.856	104.8	55.321	101.9	42.496	87.9	2:05.673	77.11	20.051	11:23:20.452				
5 - D1	35.226	62.9	1:25.288	102.2	30.539	106.1	2:31.053	64.15	45.431	11:25:51.505				
6 - D1	28.949	57.9	1:01.218	100.9	32.020	108.2	2:02.187	79.31	16.565	11:27:53.692				
7 - D1	26.162	117.1	51.735	102.2	29.479	108.4	1:47.376	90.25	1.754	11:29:41.068				
8 - D1	26.090	117.5	51.625	101.9	29.357	107.2	1:47.072	90.51	1.450	11:31:28.140				
9 - D1	26.112	117.3	51.456	101.6	29.261	107.3	1:46.829	90.71	1.207	11:33:14.969				
10 - D1	26.212	116.3	51.331	101.5	29.658	106.1	1:47.201	90.40	1.579	11:35:02.170				
11 - D1	46.125	20.0	55.469	101.0	IN PIT		2:18.520	P 69.96	32.898	11:37:20.690				
12 - D1	OUTLAP	83.5	58.573	98.9	30.951	107.2	3:10.267	50.93	1:24.645	11:40:30.957				
13 - D1	26.694	116.5	52.128	101.2	29.973	105.3	1:48.795	89.07	3.173	11:42:19.752				
14 - D1	26.559	114.5	51.765	101.5	IN PIT		1:51.494	P 86.92	5.872	11:44:11.246				
15 - D2	OUTLAP	111.4	52.127	102.7	29.676	107.0	3:53.829	41.44	2:08.207	11:48:05.075				
16 - D2	26.789	114.7	51.196	101.8	29.510	107.8	1:47.495	90.15	1.873	11:49:52.570				
17 - D2	26.632	113.5	51.223	102.4	29.376	107.7	1:47.231	90.37	1.609	11:51:39.801				
18 - D2	26.153	113.5	50.979	102.1	29.339	107.7	1:46.471	91.02	0.849	11:53:26.272				
19 - D2	26.165	115.1	51.064	102.2	29.783	107.7	1:47.012	90.56	1.390	11:55:13.284				
20 - D2	26.737	115.9	51.437	102.4	29.237	107.8	1:47.411	90.22	1.789	11:57:00.695				
21 - D2	26.106	114.1	50.720	102.2	29.259	107.5	1:46.085 (3)	91.35	0.463	11:58:46.780				
22 - D2	26.050	115.9	50.382	102.1	29.190	107.3	1:45.622 (1)	91.75		12:00:32.402				
23 - D2	26.090	115.9	50.695	102.4	29.093	108.0	1:45.878 (2)	91.53	0.256	12:02:18.280				
24 - D2	26.115	116.7	50.640	102.6	29.527	107.5	1:46.282	91.18	0.660	12:04:04.562				

Weather / Track : Sunny / Dry

Oulton Park International  
 Circuit Length = 2.6920 miles  
 Start: 11:15 Flag 12:15 End: 12:18

# British GT Championship - Race 1 - Round 1

## RACE 9 - SECTOR ANALYSIS



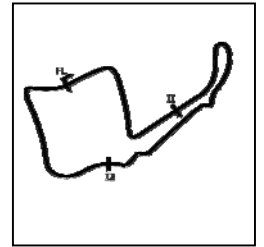
SECTOR 1 = FL to I1, SECTOR 2 = I1 to I2, SECTOR 3 = I2 to FL, DIFF = Difference To Personal Best Lap, P = Crossed Finish Line in Pit Lane, D = Time Disallowed

P32 97 GT4S TF Sport			Aston Martin V8 Vantage GT4									
IDEAL LAP TIME : 1:46.478			BEST LAP TIME : 1:46.637			DIFFERENCE : 0.159						
D1: Ashley HAND			D2: Tom CANNING									
LAP	SECTOR 1	SECTOR 2	SECTOR 3	LAP TIME	MPH	DIFF	TIME OF DAY					
1 - D1		117.5	53.459	104.0	29.570	109.1	1:57.298	82.62	10.661	11:17:16.386		
2 - D1	27.037	118.1	54.420	97.5	30.275	108.9	1:51.732	86.73	5.095	11:19:08.118		
3 - D1	30.965	93.5	59.363	96.9	31.493	105.0	2:01.821	79.55	15.184	11:21:09.939		
4 - D1	28.294	115.9	55.253	103.4	43.014	85.9	2:06.561	76.57	19.924	11:23:16.500		
5 - D1	35.718	65.9	1:14.586	103.2	34.182	108.5	2:24.486	67.07	37.849	11:25:40.986		
6 - D1	34.871	36.1	1:00.927	102.9	34.272	110.5	2:10.070	74.50	23.433	11:27:51.056		
7 - D1	26.584	119.1	52.200	103.8	29.432	109.8	1:48.216	89.55	1.579	11:29:39.272		
8 - D1	26.402	118.9	51.506	103.7	29.433	109.6	1:47.341 (3)	90.28	0.704	11:31:26.613		
9 - D1	26.231	119.1	51.054	104.2	29.352	110.0	1:46.637 (1)	90.88		11:33:13.250		
10 - D1	26.155	119.1	50.971	104.5	29.720	108.0	1:46.846 (2)	90.70	0.209	11:35:00.096		
11 - D1	27.371	115.7	52.903	102.2	IN PIT		1:55.704 P	83.75	9.067	11:36:55.800		

Weather / Track : Sunny / Dry

# British GT Championship - Race 1 - Round 1

## RACE 9 - SECTOR ANALYSIS

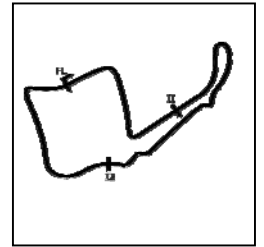


SECTOR 1 = FL to I1, SECTOR 2 = I1 to I2, SECTOR 3 = I2 to FL, DIFF = Difference To Personal Best Lap, P = Crossed Finish Line in Pit Lane, D = Time Disallowed

<b>P33</b>	<b>6 GT3PA</b>	<b>RAM Racing</b>						<b>Mercedes-AMG GT3</b>
IDEAL LAP TIME : 1:37.471		BEST LAP TIME : 1:39.091		DIFFERENCE : 1.620				
D1: Ian LOGGIE		D2: Callum MACLEOD						
LAP	SECTOR 1	SECTOR 2	SECTOR 3	LAP TIME	MPH	DIFF	TIME OF DAY	
<b>1 - D1</b>	130.5	<b>46.871</b>	<b>115.7</b>	<b>26.885</b>	<b>122.4</b>	<b>1:39.091 (1)</b>	<b>97.80</b>	<b>11:16:58.179</b>

# British GT Championship - Race 1 - Round 1

## RACE 9 - SECTOR ANALYSIS

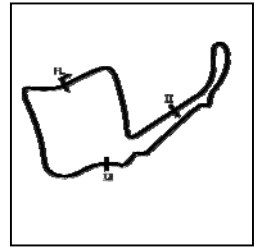


SECTOR 1 = FL to I1, SECTOR 2 = I1 to I2, SECTOR 3 = I2 to FL, DIFF = Difference To Personal Best Lap, P = Crossed Finish Line in Pit Lane, D = Time Disallowed

<b>P34</b>	<b>7 GT3S</b>	<b>Team Parker Racing</b>						<b>Bentley Continental GT3</b>
IDEAL LAP TIME : 1:37.583		BEST LAP TIME : 1:39.323		DIFFERENCE : 1.740				
D1: Ryan RATCLIFFE		D2: Glynn GEDDIE						
LAP	SECTOR 1	SECTOR 2	SECTOR 3	LAP TIME	MPH	DIFF	TIME OF DAY	
1 - D1	130.5	47.153	116.3	26.592	123.5	1:39.323 (1)	97.57	11:16:58.411

# British GT Championship - Race 1 - Round 1

## RACE 9 - SECTOR ANALYSIS



SECTOR 1 = FL to I1, SECTOR 2 = I1 to I2, SECTOR 3 = I2 to FL, DIFF = Difference To Personal Best Lap, P = Crossed Finish Line in Pit Lane, D = Time Disallowed



# British GT Championship - Race 1 - Round 1

## RACE 9 - DRIVER STATISTICS

POS	NO	CL	PIC	TEAM / DRIVERS	CAR	LAPS	RACE TIME	%	BEST	ON	MPH
1	31	GT3PA	1	JRM Racing Rick PARFITT JNR (GBR) Seb MORRIS (GBR)	Bentley Continental GT3	35	<b>1:00:36.072</b>				
						13	24:56.210	41.15	1:37.041	11	99.86
						22	35:39.862	58.85	1:36.392	19	100.54
2	72	GT3PA	2	Barwell Motorsport Adam BALON (GBR) Phil KEEN (GBR)	Lamborghini Huracan GT3 EVO	35	<b>1:00:39.338</b>				
						13	25:03.809	41.32	1:38.166	10	98.72
						22	35:35.529	58.68	1:35.923	16	101.03
3	96	GT3S	1	Optimum Motorsport Oliver WILKINSON (GBR) Bradley ELLIS (GBR)	Aston Martin V8 Vantage GT3	35	<b>1:01:12.574</b>				
						12	23:31.029	38.42	1:38.394	11	98.49
						23	37:41.545	61.58	1:37.260	19	99.64
4	69	GT3PA	3	Barwell Motorsport Sam DE HAAN (GBR) Jonny COCKER (GBR)	Lamborghini Huracan GT3 EVO	35	<b>1:01:12.719</b>				
						12	23:32.356	38.46	1:37.923	10	98.96
						23	37:40.363	61.54	1:36.870	18	100.04
5	3	GT3PA	4	Century Motorsport Dominic PAUL (GBR) Ben GREEN (GBR)	BMW M6 GT3	35	<b>1:01:16.299</b>				
						12	23:33.369	38.45	1:37.731	11	99.16
						23	37:42.930	61.55	1:37.358	18	99.54
6	9	GT3PA	5	Century Motorsport Adrian WILLMOTT (GBR) Jack MITCHELL (GBR)	BMW M6 GT3	35	<b>1:01:17.185</b>				
						12	23:35.291	38.49	1:37.840	10	99.05
						23	37:41.894	61.51	1:37.239	19	99.66
7	47	GT3PA	6	TF Sport Graham DAVIDSON (GBR) Jonny ADAM (GBR)	Aston Martin V8 Vantage GT3	35	<b>1:01:17.591</b>				
						12	23:35.861	38.50	1:38.340	11	98.54
						23	37:41.730	61.50	1:36.894	30	100.01
8	8	GT3PA	7	Team ABBA Racing Richard NEARY (GBR) Adam CHRISTODOULOU (GBR)	Mercedes-AMG GT3	35	<b>1:01:18.143</b>				
						12	23:36.741	38.52	1:38.731	7	98.15
						23	37:41.402	61.48	1:37.081	20	99.82
9	99	GT3PA	8	Beechdean AMR Andrew HOWARD (GBR) Marco SØRENSEN (DNK)	Aston Martin V8 Vantage GT3	35	<b>1:01:18.827</b>				
						12	23:37.748	38.54	1:38.326	11	98.56
						23	37:41.079	61.46	1:37.128	20	99.77
10	2	GT3PA	9	TF Sport Mark FARMER (GBR) Nicki THIM (DNK)	Aston Martin V8 Vantage GT3	35	<b>1:01:59.149</b>				
						13	25:34.707	41.27	1:39.283	11	97.61
						22	35:55.078	57.95	1:36.598	27	100.32
11	18	GTCPA	1	WPI Motorsport Michael IGOE (GBR) Adam WILCOX (GBR)	Porsche 911 GT3 Cup	34	<b>1:01:31.304</b>				
						14	27:16.661	44.34	1:40.694	9	96.24
						20	34:14.643	55.66	1:41.677	27	95.31
12	57	GT4S	1	HHC Motorsport Dean MACDONALD (GBR) Callum POINTON (GBR)	McLaren 570S GT4	33	<b>1:02:19.667</b>				
						19	37:27.754	60.11	1:45.118	8	92.19
						14	24:51.913	39.89	1:45.940	22	91.47
13	4	GT4S	2	Tolman Motorsport James DORLIN (GBR) Josh SMITH (GBR)	McLaren 570S GT4	33	<b>1:02:21.025</b>				
						20	39:15.831	62.97	1:45.409	10	91.93
						13	23:05.194	37.03	1:46.031	28	91.40
14	58	GT4S	3	HHC Motorsport Tom JACKSON (GBR) Luke WILLIAMS (GBR)	McLaren 570S GT4	33	<b>1:02:22.328</b>				
						15	30:29.570	48.89	1:45.596	10	91.77
						18	31:52.758	51.11	1:45.146	19	92.16
15	19	GT4S	4	Multimatic Motorsports Jade BUFORD (USA) Chad MCCUMBEE (USA)	Ford Mustang GT4	32	<b>1:00:36.953</b>				
						17	33:58.676	56.05	1:45.089	8	92.21
						15	26:38.277	43.95	1:46.099	30	91.34
16	95	GT4S	5	TF Sport Patrick KIBBLE (GBR) Josh PRICE (GBR)	Aston Martin V8 Vantage GT4	32	<b>1:00:40.592</b>				
						18	35:46.664	58.96	1:45.488	15	91.87
						14	24:53.928	41.04	1:45.989	20	91.43
17	44	GT4PA	1	Invictus Games Racing Steve MCCULLEY (GBR) Matthew GEORGE (GBR)	Jaguar F-TYPE SVR GT4	32	<b>1:00:41.310</b>				
						15	30:28.803	50.22	1:46.387	10	91.09
						17	30:12.507	49.78	1:45.910	26	91.50
18	11	GT4PA	2	Beechdean AMR Kelvin FLETCHER (GBR) Martin PLOWMAN (GBR)	Aston Martin V8 Vantage GT4	32	<b>1:00:41.466</b>				
						15	30:27.634	50.19	1:46.340	11	91.13
						17	30:13.832	49.81	1:46.169	17	91.28
19	20	GT4PA	3	Balfe Motorsport Graham JOHNSON (GBR) Michael O'BRIEN (GBR)	McLaren 570S GT4	32	<b>1:00:47.008</b>				
						16	32:23.234	53.28	1:46.952	10	90.61
						16	28:23.774	46.72	1:45.768	30	91.62

Oulton Park International  
Circuit Length = 2.6920 miles  
Start: 11:15 Flag 12:15 End: 12:18

Weather / Track : Sunny / Dry

# British GT Championship - Race 1 - Round 1

## RACE 9 - DRIVER STATISTICS

POS	NO	CL	PIC	TEAM / DRIVERS	CAR	LAPS	RACE TIME	%	BEST	ON	MPH
20	35	GT4S	6	Optimum Motorsport	Aston Martin V8 Vantage GT4	32	<b>1:00:55.878</b>				
				Connor O'BRIEN (IRL)		19	37:40.228	61.82	1:46.216	10	91.24
				Jack BUTEL (GBR)		13	23:15.650	38.18	1:46.897	25	90.66
21	77	GT4PA	4	Fox Motorsport	Mercedes-AMG GT4	32	<b>1:00:57.329</b>				
				Mark MURFITT (GBR)		15	30:32.384	50.10	1:46.302	12	91.16
				Michael BROADHURST (GBR)		17	30:24.945	49.90	1:45.947	20	91.47
22	42	GT4S	7	Century Motorsport	BMW M4 GT4	32	<b>1:00:57.737</b>				
				Mark KIMBER (GBR)		16	32:24.109	53.15	1:46.030	10	91.40
				Jacob MATHIASSEN (DNK)		16	28:33.628	46.85	1:46.110	20	91.33
23	66	GT4PA	5	Team Parker Racing	Mercedes-AMG GT4	32	<b>1:00:58.751</b>				
				Nick JONES (GBR)		15	30:41.661	50.34	1:46.824	9	90.72
				Scott MALVERN (GBR)		17	30:17.090	49.66	1:45.760	19	91.63
24	43	GT4S	8	Century Motorsport	BMW M4 GT4	32	<b>1:01:00.233</b>				
				Andrew GORDON-COLEBROOKE (GBR)		17	34:14.864	56.14	1:46.230	10	91.22
				Angus FENDER (GBR)		15	26:45.369	43.86	1:46.321	29	91.15
25	23	GT4S	9	RACE Performance	Ford Mustang GT4	32	<b>1:01:04.474</b>				
				Sam SMELT (GBR)		16	32:38.069	53.43	1:46.326	12	91.14
				Aron TAYLOR-SMITH (IRL)		16	28:26.405	46.57	1:45.951	27	91.46
26	62	GT4S	10	Academy Motorsport	Aston Martin V8 Vantage GT4	32	<b>1:01:10.870</b>				
				Alex TOTH-JONES (GBR)		17	34:15.972	56.01	1:46.457	9	91.03
				Will MOORE (GBR)		15	26:54.898	43.99	1:47.173	23	90.42
27	75	GT4S	11	Optimum Motorsport	Aston Martin V8 Vantage GT4	32	<b>1:01:12.192</b>				
				Patrik MATTHIESEN (GBR)		20	39:46.463	64.99	1:46.546	10	90.95
				Mike ROBINSON (GBR)		12	21:25.729	35.01	1:46.744	32	90.79
28	61	GT4S	12	Academy Motorsport	Aston Martin V8 Vantage GT4	32	<b>1:01:18.991</b>				
				Ben HURST (CAN)		15	30:42.740	50.09	1:46.570	10	90.93
				Micah STANLEY (MCO)		17	30:36.251	49.91	1:46.761	17	90.77
29	15	GT4S	13	Multimatic Motorsports	Ford Mustang GT4	32	<b>1:01:36.240</b>				
				Scott MAXWELL (CAN)		15	30:38.194	49.73	1:45.490	8	91.86
				Seb PRIAULX (GBR)		17	30:58.046	50.27	1:46.163	20	91.28
30	5	GT4S	14	Tolman Motorsport	McLaren 570S GT4	31	<b>58:48.744</b>				
				Jordan COLLARD (GBR)		17	33:56.837	57.72	1:45.183	12	92.13
				Lewis PROCTOR (GBR)		14	24:51.907	42.28	1:45.485	19	91.87
31	32	GT4PA	6	Track Focused	KTM X-Bow GT4	24	<b>48:45.474</b>				
				Mike MCCOLLUM (GBR)		14	29:46.251	61.06	1:46.829	9	90.71
				Sean COOPER (GBR)		10	17:46.839	36.47	1:45.622	22	91.75
32	97	GT4S	15	TF Sport	Aston Martin V8 Vantage GT4	11	<b>21:36.712</b>				
				Ashley HAND (GBR)		11	21:36.712	100.00	1:46.637	9	90.88
				Tom CANNING (GBR)		0	0.000	0.00		0	
33	6	GT3PA	10	RAM Racing	Mercedes-AMG GT3	1	<b>1:39.091</b>				
				Ian LOGGIE (GBR)		1	1:39.091	100.00	1:39.091	1	97.80
				Callum MACLEOD (GBR)		0	0.000	0.00		0	
34	7	GT3S	2	Team Parker Racing	Bentley Continental GT3	1	<b>1:39.323</b>				
				Ryan RATCLIFFE (GBR)		1	1:39.323	100.00	1:39.323	1	97.57
				Glynn GEDDIE (GBR)		0	0.000	0.00		0	

Weather / Track : Sunny / Dry

Oulton Park International  
 Circuit Length = 2.6920 miles  
 Start: 11:15 Flag 12:15 End: 12:18

# British GT Championship - Race 1 - Round 1

## RACE 9 - PIT STOP ANALYSIS

<b>P1</b>	<b>31 GT3PA</b>	<b>JRM Racing</b>	<b>Bentley Continental GT3</b>				
D1: Rick PARFITT JNR	Total Stint: 13 Laps - 24:56.210 (41.15%)		Best Lap: 1:37.041 On Lap 11 @ 99.86 mph				
D2: Seb MORRIS	Total Stint: 22 Laps - 35:39.862 (58.85%)		Best Lap: 1:36.392 On Lap 19 @ 100.54 mph				
STOP	IN TIME	DRIVER IN	STINT TIME	STOP TIME	TOTAL STOP TIME	OUT TIME	DRIVER OUT
1 -	11:39:02.664	Rick PARFITT JNR	23:43.576	1:12.634	1:12.634	11:40:15.298	Seb MORRIS
-	Finish	Seb MORRIS	35:39.862				
<b>P2</b>	<b>72 GT3PA</b>	<b>Barwell Motorsport</b>	<b>Lamborghini Huracan GT3 EVO</b>				
D1: Adam BALON	Total Stint: 13 Laps - 25:03.809 (41.32%)		Best Lap: 1:38.166 On Lap 10 @ 98.72 mph				
D2: Phil KEEN	Total Stint: 22 Laps - 35:35.529 (58.68%)		Best Lap: 1:35.923 On Lap 16 @ 101.03 mph				
STOP	IN TIME	DRIVER IN	STINT TIME	STOP TIME	TOTAL STOP TIME	OUT TIME	DRIVER OUT
1 -	11:39:12.354	Adam BALON	23:53.266	1:10.543	1:10.543	11:40:22.897	Phil KEEN
-	Finish	Phil KEEN	35:35.529				
<b>P3</b>	<b>96 GT3S</b>	<b>Optimum Motorsport</b>	<b>Aston Martin V8 Vantage GT3</b>				
D1: Oliver WILKINSON	Total Stint: 12 Laps - 23:31.029 (38.42%)		Best Lap: 1:38.394 On Lap 11 @ 98.49 mph				
D2: Bradley ELLIS	Total Stint: 23 Laps - 37:41.545 (61.58%)		Best Lap: 1:37.260 On Lap 19 @ 99.64 mph				
STOP	IN TIME	DRIVER IN	STINT TIME	STOP TIME	TOTAL STOP TIME	OUT TIME	DRIVER OUT
1 -	11:37:38.471	Oliver WILKINSON	22:19.383	1:11.646	1:11.646	11:38:50.117	Bradley ELLIS
-	Finish	Bradley ELLIS	37:41.545				
<b>P4</b>	<b>69 GT3PA</b>	<b>Barwell Motorsport</b>	<b>Lamborghini Huracan GT3 EVO</b>				
D1: Sam DE HAAN	Total Stint: 12 Laps - 23:32.356 (38.46%)		Best Lap: 1:37.923 On Lap 10 @ 98.96 mph				
D2: Jonny COCKER	Total Stint: 23 Laps - 37:40.363 (61.54%)		Best Lap: 1:36.870 On Lap 18 @ 100.04 mph				
STOP	IN TIME	DRIVER IN	STINT TIME	STOP TIME	TOTAL STOP TIME	OUT TIME	DRIVER OUT
1 -	11:37:35.527	Sam DE HAAN	22:16.439	1:15.917	1:15.917	11:38:51.444	Jonny COCKER
-	Finish	Jonny COCKER	37:40.363				
<b>P5</b>	<b>3 GT3PA</b>	<b>Century Motorsport</b>	<b>BMW M6 GT3</b>				
D1: Dominic PAUL	Total Stint: 12 Laps - 23:33.369 (38.45%)		Best Lap: 1:37.731 On Lap 11 @ 99.16 mph				
D2: Ben GREEN	Total Stint: 23 Laps - 37:42.930 (61.55%)		Best Lap: 1:37.358 On Lap 18 @ 99.54 mph				
STOP	IN TIME	DRIVER IN	STINT TIME	STOP TIME	TOTAL STOP TIME	OUT TIME	DRIVER OUT
1 -	11:37:32.631	Dominic PAUL	22:13.543	1:19.826	1:19.826	11:38:52.457	Ben GREEN
-	Finish	Ben GREEN	37:42.930				
<b>P6</b>	<b>9 GT3PA</b>	<b>Century Motorsport</b>	<b>BMW M6 GT3</b>				
D1: Adrian WILLMOTT	Total Stint: 12 Laps - 23:35.291 (38.49%)		Best Lap: 1:37.840 On Lap 10 @ 99.05 mph				
D2: Jack MITCHELL	Total Stint: 23 Laps - 37:41.894 (61.51%)		Best Lap: 1:37.239 On Lap 19 @ 99.66 mph				
STOP	IN TIME	DRIVER IN	STINT TIME	STOP TIME	TOTAL STOP TIME	OUT TIME	DRIVER OUT
1 -	11:37:34.829	Adrian WILLMOTT	22:15.741	1:19.550	1:19.550	11:38:54.379	Jack MITCHELL
-	Finish	Jack MITCHELL	37:41.894				
<b>P7</b>	<b>47 GT3PA</b>	<b>TF Sport</b>	<b>Aston Martin V8 Vantage GT3</b>				
D1: Graham DAVIDSON	Total Stint: 12 Laps - 23:35.861 (38.5%)		Best Lap: 1:38.340 On Lap 11 @ 98.54 mph				
D2: Jonny ADAM	Total Stint: 23 Laps - 37:41.730 (61.5%)		Best Lap: 1:36.894 On Lap 30 @ 100.01 mph				
STOP	IN TIME	DRIVER IN	STINT TIME	STOP TIME	TOTAL STOP TIME	OUT TIME	DRIVER OUT
1 -	11:37:41.177	Graham DAVIDSON	22:22.089	1:13.772	1:13.772	11:38:54.949	Jonny ADAM
-	Finish	Jonny ADAM	37:41.730				
<b>P8</b>	<b>8 GT3PA</b>	<b>Team ABBA Racing</b>	<b>Mercedes-AMG GT3</b>				
D1: Richard NEARY	Total Stint: 12 Laps - 23:36.741 (38.52%)		Best Lap: 1:38.731 On Lap 7 @ 98.15 mph				
D2: Adam CHRISTODOULOU	Total Stint: 23 Laps - 37:41.402 (61.48%)		Best Lap: 1:37.081 On Lap 20 @ 99.82 mph				
STOP	IN TIME	DRIVER IN	STINT TIME	STOP TIME	TOTAL STOP TIME	OUT TIME	DRIVER OUT
1 -	11:37:40.006	Richard NEARY	22:20.918	1:15.823	1:15.823	11:38:55.829	Adam CHRISTODOULOU
-	Finish	Adam CHRISTODOULOU	37:41.402				
<b>P9</b>	<b>99 GT3PA</b>	<b>Beechdean AMR</b>	<b>Aston Martin V8 Vantage GT3</b>				
D1: Andrew HOWARD	Total Stint: 12 Laps - 23:37.748 (38.54%)		Best Lap: 1:38.326 On Lap 11 @ 98.56 mph				
D2: Marco SØRENSEN	Total Stint: 23 Laps - 37:41.079 (61.46%)		Best Lap: 1:37.128 On Lap 20 @ 99.77 mph				
STOP	IN TIME	DRIVER IN	STINT TIME	STOP TIME	TOTAL STOP TIME	OUT TIME	DRIVER OUT

Weather / Track : Sunny / Dry

Oulton Park International  
Circuit Length = 2.6920 miles  
Start: 11:15 Flag 12:15 End: 12:18

# British GT Championship - Race 1 - Round 1

## RACE 9 - PIT STOP ANALYSIS

1 - 11:37:42.363 Andrew HOWARD 22:23.275 1:14.473 1:14.473 11:38:56.836 Marco SØRENSEN  
 - Finish Marco SØRENSEN 37:41.079

<b>P10</b>		<b>2 GT3PA</b>		<b>TF Sport</b>		<b>Aston Martin V8 Vantage GT3</b>			
D1: Mark FARMER		Total Stint: 13 Laps - 25:34.707 (41.27%)		Best Lap: 1:39.283 On Lap 11 @ 97.61 mph					
D2: Nicki THIIM		Total Stint: 22 Laps - 35:55.078 (57.95%)		Best Lap: 1:36.598 On Lap 27 @ 100.32 mph					
STOP	IN TIME	DRIVER IN	STINT TIME	STOP TIME	TOTAL STOP TIME	OUT TIME	DRIVER OUT		
1 -	11:39:44.642	Mark FARMER	24:25.554	1:09.153	1:09.153	11:40:53.795	Nicki THIIM		
2 -	11:49:03.611	Nicki THIIM	8:09.816	29.364	1:38.517	11:49:32.975	Nicki THIIM		
-	Finish	Nicki THIIM	27:45.262						

<b>P11</b>		<b>18 GTCPA</b>		<b>WPI Motorsport</b>		<b>Porsche 911 GT3 Cup</b>			
D1: Michael IGOE		Total Stint: 14 Laps - 27:16.661 (44.34%)		Best Lap: 1:40.694 On Lap 9 @ 96.24 mph					
D2: Adam WILCOX		Total Stint: 20 Laps - 34:14.643 (55.66%)		Best Lap: 1:41.677 On Lap 27 @ 95.31 mph					
STOP	IN TIME	DRIVER IN	STINT TIME	STOP TIME	TOTAL STOP TIME	OUT TIME	DRIVER OUT		
1 -	11:41:17.766	Michael IGOE	25:58.678	1:17.983	1:17.983	11:42:35.749	Adam WILCOX		
-	Finish	Adam WILCOX	34:14.643						

<b>P12</b>		<b>57 GT4S</b>		<b>HHC Motorsport</b>		<b>McLaren 570S GT4</b>			
D1: Dean MACDONALD		Total Stint: 19 Laps - 37:27.754 (60.11%)		Best Lap: 1:45.118 On Lap 8 @ 92.19 mph					
D2: Callum POINTON		Total Stint: 14 Laps - 24:51.913 (39.89%)		Best Lap: 1:45.940 On Lap 22 @ 91.47 mph					
STOP	IN TIME	DRIVER IN	STINT TIME	STOP TIME	TOTAL STOP TIME	OUT TIME	DRIVER OUT		
1 -	11:50:46.185	Dean MACDONALD	35:27.097	2:00.657	2:00.657	11:52:46.842	Callum POINTON		
-	Finish	Callum POINTON	24:51.913						

<b>P13</b>		<b>4 GT4S</b>		<b>Tolman Motorsport</b>		<b>McLaren 570S GT4</b>			
D1: James DORLIN		Total Stint: 20 Laps - 39:15.831 (62.97%)		Best Lap: 1:45.409 On Lap 10 @ 91.93 mph					
D2: Josh SMITH		Total Stint: 13 Laps - 23:05.194 (37.03%)		Best Lap: 1:46.031 On Lap 28 @ 91.40 mph					
STOP	IN TIME	DRIVER IN	STINT TIME	STOP TIME	TOTAL STOP TIME	OUT TIME	DRIVER OUT		
1 -	11:52:34.954	James DORLIN	37:15.866	1:59.965	1:59.965	11:54:34.919	Josh SMITH		
-	Finish	Josh SMITH	23:05.194						

<b>P14</b>		<b>58 GT4S</b>		<b>HHC Motorsport</b>		<b>McLaren 570S GT4</b>			
D1: Tom JACKSON		Total Stint: 15 Laps - 30:29.570 (48.89%)		Best Lap: 1:45.596 On Lap 10 @ 91.77 mph					
D2: Luke WILLIAMS		Total Stint: 18 Laps - 31:52.758 (51.11%)		Best Lap: 1:45.146 On Lap 19 @ 92.16 mph					
STOP	IN TIME	DRIVER IN	STINT TIME	STOP TIME	TOTAL STOP TIME	OUT TIME	DRIVER OUT		
1 -	11:43:47.037	Tom JACKSON	28:27.949	2:01.621	2:01.621	11:45:48.658	Luke WILLIAMS		
-	Finish	Luke WILLIAMS	31:52.758						

<b>P15</b>		<b>19 GT4S</b>		<b>Multimatic Motorsports</b>		<b>Ford Mustang GT4</b>			
D1: Jade BUFORD		Total Stint: 17 Laps - 33:58.676 (56.05%)		Best Lap: 1:45.089 On Lap 8 @ 92.21 mph					
D2: Chad MCCUMBEE		Total Stint: 15 Laps - 26:38.277 (43.95%)		Best Lap: 1:46.099 On Lap 30 @ 91.34 mph					
STOP	IN TIME	DRIVER IN	STINT TIME	STOP TIME	TOTAL STOP TIME	OUT TIME	DRIVER OUT		
1 -	11:47:14.473	Jade BUFORD	31:55.385	2:03.291	2:03.291	11:49:17.764	Chad MCCUMBEE		
-	Finish	Chad MCCUMBEE	26:38.277						

<b>P16</b>		<b>95 GT4S</b>		<b>TF Sport</b>		<b>Aston Martin V8 Vantage GT4</b>			
D1: Patrick KIBBLE		Total Stint: 18 Laps - 35:46.664 (58.96%)		Best Lap: 1:45.488 On Lap 15 @ 91.87 mph					
D2: Josh PRICE		Total Stint: 14 Laps - 24:53.928 (41.04%)		Best Lap: 1:45.989 On Lap 20 @ 91.43 mph					
STOP	IN TIME	DRIVER IN	STINT TIME	STOP TIME	TOTAL STOP TIME	OUT TIME	DRIVER OUT		
1 -	11:49:02.742	Patrick KIBBLE	33:43.654	2:03.010	2:03.010	11:51:05.752	Josh PRICE		
-	Finish	Josh PRICE	24:53.928						

<b>P17</b>		<b>44 GT4PA</b>		<b>Invictus Games Racing</b>		<b>Jaguar F-TYPE SVR GT4</b>			
D1: Steve MCCULLEY		Total Stint: 15 Laps - 30:28.803 (50.22%)		Best Lap: 1:46.387 On Lap 10 @ 91.09 mph					
D2: Matthew GEORGE		Total Stint: 17 Laps - 30:12.507 (49.78%)		Best Lap: 1:45.910 On Lap 26 @ 91.50 mph					
STOP	IN TIME	DRIVER IN	STINT TIME	STOP TIME	TOTAL STOP TIME	OUT TIME	DRIVER OUT		
1 -	11:44:01.486	Steve MCCULLEY	28:42.398	1:46.405	1:46.405	11:45:47.891	Matthew GEORGE		
-	Finish	Matthew GEORGE	30:12.507						

Weather / Track : Sunny / Dry

Oulton Park International  
 Circuit Length = 2.6920 miles  
 Start: 11:15 Flag 12:15 End: 12:18

# British GT Championship - Race 1 - Round 1

## RACE 9 - PIT STOP ANALYSIS

<b>P18</b>	<b>11 GT4PA</b>	<b>Beechdean AMR</b>	<b>Aston Martin V8 Vantage GT4</b>				
D1: Kelvin FLETCHER	Total Stint: 15 Laps - 30:27.634 (50.19%)		Best Lap: 1:46.340 On Lap 11 @ 91.13 mph				
D2: Martin PLOWMAN	Total Stint: 17 Laps - 30:13.832 (49.81%)		Best Lap: 1:46.169 On Lap 17 @ 91.28 mph				
STOP	IN TIME	DRIVER IN	STINT TIME	STOP TIME	TOTAL STOP TIME	OUT TIME	DRIVER OUT
1 -	11:43:58.848	Kelvin FLETCHER	28:39.760	1:47.874	1:47.874	11:45:46.722	Martin PLOWMAN
-	Finish	Martin PLOWMAN	30:13.832				
<b>P19</b>	<b>20 GT4PA</b>	<b>Baife Motorsport</b>	<b>McLaren 570S GT4</b>				
D1: Graham JOHNSON	Total Stint: 16 Laps - 32:23.234 (53.28%)		Best Lap: 1:46.952 On Lap 10 @ 90.61 mph				
D2: Michael O'BRIEN	Total Stint: 16 Laps - 28:23.774 (46.72%)		Best Lap: 1:45.768 On Lap 30 @ 91.62 mph				
STOP	IN TIME	DRIVER IN	STINT TIME	STOP TIME	TOTAL STOP TIME	OUT TIME	DRIVER OUT
1 -	11:45:54.433	Graham JOHNSON	30:35.345	1:47.889	1:47.889	11:47:42.322	Michael O'BRIEN
-	Finish	Michael O'BRIEN	28:23.774				
<b>P20</b>	<b>35 GT4S</b>	<b>Optimum Motorsport</b>	<b>Aston Martin V8 Vantage GT4</b>				
D1: Connor O'BRIEN	Total Stint: 19 Laps - 37:40.228 (61.82%)		Best Lap: 1:46.216 On Lap 10 @ 91.24 mph				
D2: Jack BUTEL	Total Stint: 13 Laps - 23:15.650 (38.18%)		Best Lap: 1:46.897 On Lap 25 @ 90.66 mph				
STOP	IN TIME	DRIVER IN	STINT TIME	STOP TIME	TOTAL STOP TIME	OUT TIME	DRIVER OUT
1 -	11:50:56.954	Connor O'BRIEN	35:37.866	2:02.362	2:02.362	11:52:59.316	Jack BUTEL
-	Finish	Jack BUTEL	23:15.650				
<b>P21</b>	<b>77 GT4PA</b>	<b>Fox Motorsport</b>	<b>Mercedes-AMG GT4</b>				
D1: Mark MURFITT	Total Stint: 15 Laps - 30:32.384 (50.1%)		Best Lap: 1:46.302 On Lap 12 @ 91.16 mph				
D2: Michael BROADHURST	Total Stint: 17 Laps - 30:24.945 (49.9%)		Best Lap: 1:45.947 On Lap 20 @ 91.47 mph				
STOP	IN TIME	DRIVER IN	STINT TIME	STOP TIME	TOTAL STOP TIME	OUT TIME	DRIVER OUT
1 -	11:44:03.326	Mark MURFITT	28:44.238	1:48.146	1:48.146	11:45:51.472	Michael BROADHURST
-	Finish	Michael BROADHURST	30:24.945				
<b>P22</b>	<b>42 GT4S</b>	<b>Century Motorsport</b>	<b>BMW M4 GT4</b>				
D1: Mark KIMBER	Total Stint: 16 Laps - 32:24.109 (53.15%)		Best Lap: 1:46.030 On Lap 10 @ 91.40 mph				
D2: Jacob MATHIASSEN	Total Stint: 16 Laps - 28:33.628 (46.85%)		Best Lap: 1:46.110 On Lap 20 @ 91.33 mph				
STOP	IN TIME	DRIVER IN	STINT TIME	STOP TIME	TOTAL STOP TIME	OUT TIME	DRIVER OUT
1 -	11:45:41.092	Mark KIMBER	30:22.004	2:02.105	2:02.105	11:47:43.197	Jacob MATHIASSEN
-	Finish	Jacob MATHIASSEN	28:33.628				
<b>P23</b>	<b>66 GT4PA</b>	<b>Team Parker Racing</b>	<b>Mercedes-AMG GT4</b>				
D1: Nick JONES	Total Stint: 15 Laps - 30:41.661 (50.34%)		Best Lap: 1:46.824 On Lap 9 @ 90.72 mph				
D2: Scott MALVERN	Total Stint: 17 Laps - 30:17.090 (49.66%)		Best Lap: 1:45.760 On Lap 19 @ 91.63 mph				
STOP	IN TIME	DRIVER IN	STINT TIME	STOP TIME	TOTAL STOP TIME	OUT TIME	DRIVER OUT
1 -	11:44:07.892	Nick JONES	28:48.804	1:52.857	1:52.857	11:46:00.749	Scott MALVERN
-	Finish	Scott MALVERN	30:17.090				
<b>P24</b>	<b>43 GT4S</b>	<b>Century Motorsport</b>	<b>BMW M4 GT4</b>				
D1: Andrew GORDON-COLEBROC	Total Stint: 17 Laps - 34:14.864 (56.14%)		Best Lap: 1:46.230 On Lap 10 @ 91.22 mph				
D2: Angus FENDER	Total Stint: 15 Laps - 26:45.369 (43.86%)		Best Lap: 1:46.321 On Lap 29 @ 91.15 mph				
STOP	IN TIME	DRIVER IN	STINT TIME	STOP TIME	TOTAL STOP TIME	OUT TIME	DRIVER OUT
1 -	11:47:29.705	Andrew GORDON-COLE	32:10.617	2:04.247	2:04.247	11:49:33.952	Angus FENDER
-	Finish	Angus FENDER	26:45.369				
<b>P25</b>	<b>23 GT4S</b>	<b>RACE Performance</b>	<b>Ford Mustang GT4</b>				
D1: Sam SMELT	Total Stint: 16 Laps - 32:38.069 (53.43%)		Best Lap: 1:46.326 On Lap 12 @ 91.14 mph				
D2: Arón TAYLOR-SMITH	Total Stint: 16 Laps - 28:26.405 (46.57%)		Best Lap: 1:45.951 On Lap 27 @ 91.46 mph				
STOP	IN TIME	DRIVER IN	STINT TIME	STOP TIME	TOTAL STOP TIME	OUT TIME	DRIVER OUT
1 -	11:45:46.064	Sam SMELT	30:26.976	2:11.093	2:11.093	11:47:57.157	Árón TAYLOR-SMITH
-	Finish	Árón TAYLOR-SMITH	28:26.405				
<b>P26</b>	<b>62 GT4S</b>	<b>Academy Motorsport</b>	<b>Aston Martin V8 Vantage GT4</b>				
D1: Alex TOTH-JONES	Total Stint: 17 Laps - 34:15.972 (56.01%)		Best Lap: 1:46.457 On Lap 9 @ 91.03 mph				
D2: Will MOORE	Total Stint: 15 Laps - 26:54.898 (43.99%)		Best Lap: 1:47.173 On Lap 23 @ 90.42 mph				
STOP	IN TIME	DRIVER IN	STINT TIME	STOP TIME	TOTAL STOP TIME	OUT TIME	DRIVER OUT

Weather / Track : Sunny / Dry

Oulton Park International  
Circuit Length = 2.6920 miles  
Start: 11:15 Flag 12:15 End: 12:18

# British GT Championship - Race 1 - Round 1

## RACE 9 - PIT STOP ANALYSIS

1 - 11:47:33.703 Alex TOTH-JONES 32:14.615 2:01.357 2:01.357 11:49:35.060 Will MOORE  
 - Finish Will MOORE 26:54.898

<b>P27</b>	<b>75 GT4S</b>	<b>Optimum Motorsport</b>	<b>Aston Martin V8 Vantage GT4</b>				
D1: Patrik MATTHIESEN	Total Stint: 20 Laps - 39:46.463 (64.99%)		Best Lap: 1:46.546 On Lap 10 @ 90.95 mph				
D2: Mike ROBINSON	Total Stint: 12 Laps - 21:25.729 (35.01%)		Best Lap: 1:46.744 On Lap 32 @ 90.79 mph				
STOP	IN TIME	DRIVER IN	STINT TIME	STOP TIME	TOTAL STOP TIME	OUT TIME	DRIVER OUT

1 - 11:53:02.422 Patrik MATTHIESEN 37:43.334 2:03.129 2:03.129 11:55:05.551 Mike ROBINSON  
 - Finish Mike ROBINSON 21:25.729

<b>P28</b>	<b>61 GT4S</b>	<b>Academy Motorsport</b>	<b>Aston Martin V8 Vantage GT4</b>				
D1: Ben HURST	Total Stint: 15 Laps - 30:42.740 (50.09%)		Best Lap: 1:46.570 On Lap 10 @ 90.93 mph				
D2: Micah STANLEY	Total Stint: 17 Laps - 30:36.251 (49.91%)		Best Lap: 1:46.761 On Lap 17 @ 90.77 mph				
STOP	IN TIME	DRIVER IN	STINT TIME	STOP TIME	TOTAL STOP TIME	OUT TIME	DRIVER OUT

1 - 11:44:00.256 Ben HURST 28:41.168 2:01.572 2:01.572 11:46:01.828 Micah STANLEY  
 - Finish Micah STANLEY 30:36.251

<b>P29</b>	<b>15 GT4S</b>	<b>Multimatic Motorsports</b>	<b>Ford Mustang GT4</b>				
D1: Scott MAXWELL	Total Stint: 15 Laps - 30:38.194 (49.73%)		Best Lap: 1:45.490 On Lap 8 @ 91.86 mph				
D2: Seb PRIAULX	Total Stint: 17 Laps - 30:58.046 (50.27%)		Best Lap: 1:46.163 On Lap 20 @ 91.28 mph				
STOP	IN TIME	DRIVER IN	STINT TIME	STOP TIME	TOTAL STOP TIME	OUT TIME	DRIVER OUT

1 - 11:43:57.856 Scott MAXWELL 28:38.768 1:59.426 1:59.426 11:45:57.282 Seb PRIAULX  
 - Finish Seb PRIAULX 30:58.046

<b>P30</b>	<b>5 GT4S</b>	<b>Tolman Motorsport</b>	<b>McLaren 570S GT4</b>				
D1: Jordan COLLARD	Total Stint: 17 Laps - 33:56.837 (57.72%)		Best Lap: 1:45.183 On Lap 12 @ 92.13 mph				
D2: Lewis PROCTOR	Total Stint: 14 Laps - 24:51.907 (42.28%)		Best Lap: 1:45.485 On Lap 19 @ 91.87 mph				
STOP	IN TIME	DRIVER IN	STINT TIME	STOP TIME	TOTAL STOP TIME	OUT TIME	DRIVER OUT

1 - 11:47:15.866 Jordan COLLARD 31:56.778 2:00.059 2:00.059 11:49:15.925 Lewis PROCTOR  
 - Finish Lewis PROCTOR 24:51.907

<b>P31</b>	<b>32 GT4PA</b>	<b>Track Focused</b>	<b>KTM X-Bow GT4</b>				
D1: Mike MCCOLLUM	Total Stint: 14 Laps - 29:46.251 (61.06%)		Best Lap: 1:46.829 On Lap 9 @ 90.71 mph				
D2: Sean COOPER	Total Stint: 10 Laps - 17:46.839 (36.47%)		Best Lap: 1:45.622 On Lap 22 @ 91.75 mph				
STOP	IN TIME	DRIVER IN	STINT TIME	STOP TIME	TOTAL STOP TIME	OUT TIME	DRIVER OUT

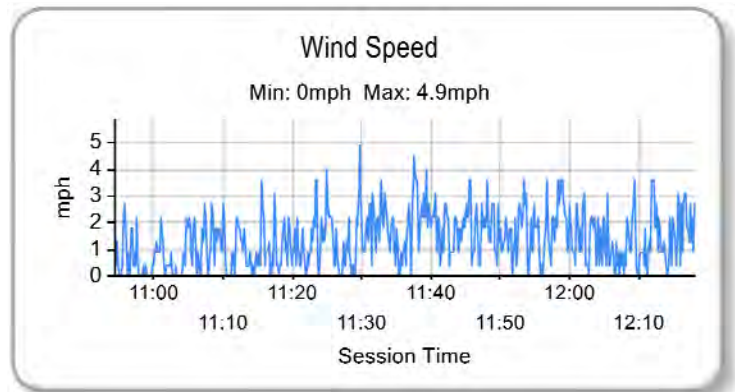
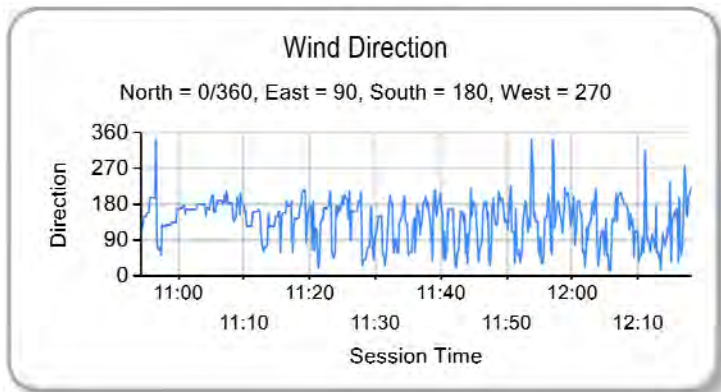
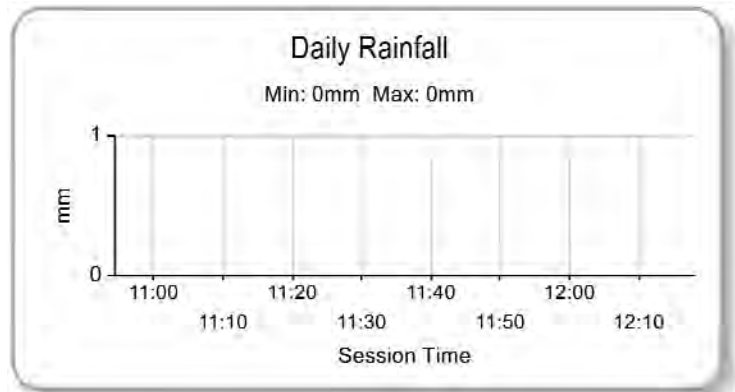
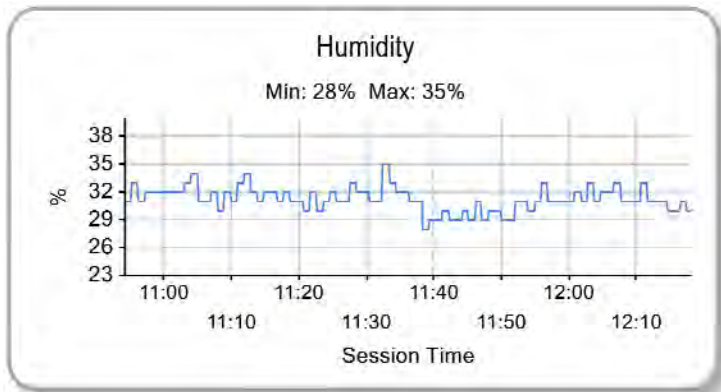
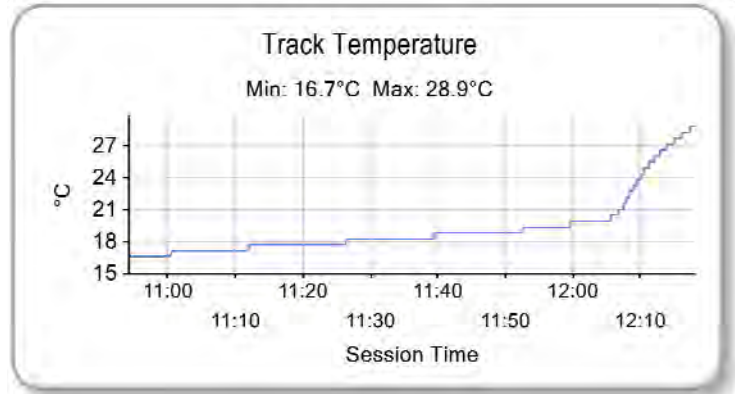
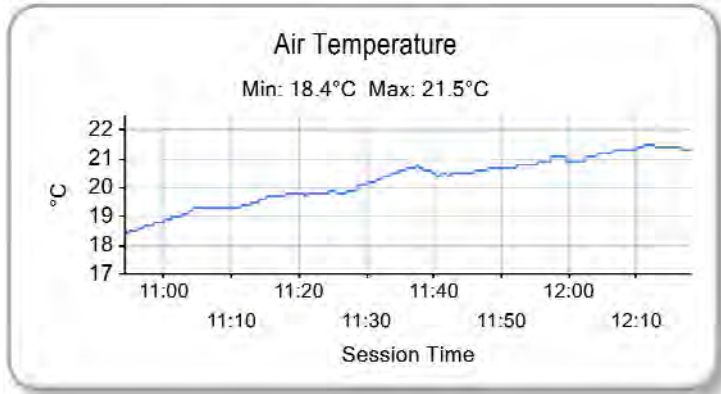
1 - 11:37:20.690 Mike MCCOLLUM 22:01.602 1:12.384 1:12.384 11:38:33.074 Mike MCCOLLUM  
 2 - 11:44:11.246 Mike MCCOLLUM 5:38.172 2:06.477 3:18.861 11:46:17.723 Sean COOPER  
 - Finish Sean COOPER 17:46.839

<b>P32</b>	<b>97 GT4S</b>	<b>TF Sport</b>	<b>Aston Martin V8 Vantage GT4</b>				
D1: Ashley HAND	Total Stint: 11 Laps - 21:36.712 (100%)		Best Lap: 1:46.637 On Lap 9 @ 90.88 mph				
D2: Tom CANNING	Total Stint: 0 Laps						
STOP	IN TIME	DRIVER IN	STINT TIME	STOP TIME	TOTAL STOP TIME	OUT TIME	DRIVER OUT

1 - 11:36:55.800 Ashley HAND

# British GT Championship - Race 1 - Round 1

## RACE 9 - WEATHER CONDITIONS



# British GT Championship - Race 1 - Round 1

## RACE 9 - STATISTICS

**Competitors Started** 34  
**Planned Start** 2019-04-22 @ 11:15:00.000  
**Actual Start** 2019-04-22 @ 11:15:19.088  
**Finish Time** 2019-04-22 @ 12:15:55.159  
**Track Length** 2.6920mi.  
**Total Laps** 1032  
**Total Distance Covered** 2778.1734mi.

### Session Fastest Lap History

NO	CL	NAME	LAP TIME	TIME OF DAY	LAP	VEHICLE
6	GT3PA	<b>RAM Racing</b> <i>I. LOGGIE</i>	<b>1:39.091</b>	11:16:58.203	1	Mercedes-AMG GT3
31	GT3PA	<b>JRM Racing</b> <i>R. PARFITT JNR</i>	<b>1:37.406</b>	11:18:36.768	2	Bentley Continental GT3
31	GT3PA	<b>JRM Racing</b> <i>R. PARFITT JNR</i>	<b>1:37.208</b>	11:30:52.588	8	Bentley Continental GT3
31	GT3PA	<b>JRM Racing</b> <i>R. PARFITT JNR</i>	<b>1:37.145</b>	11:32:29.732	9	Bentley Continental GT3
31	GT3PA	<b>JRM Racing</b> <i>R. PARFITT JNR</i>	<b>1:37.041</b>	11:35:44.185	11	Bentley Continental GT3
31	GT3PA	<b>JRM Racing</b> <i>S. MORRIS</i>	<b>1:36.540</b>	11:45:06.804	16	Bentley Continental GT3
72	GT3PA	<b>Barwell Motorsport</b> <i>P. KEEN</i>	<b>1:35.923</b>	11:45:13.509	16	Lamborghini Huracan GT3

### Session Leader History

NO	CL	NAME	FROM LAP	LAPS LED	DISTANCE	VEHICLE
6	GT3PA	<b>RAM Racing</b> <i>I. LOGGIE</i>	1	1	miles	Mercedes-AMG GT3
31	GT3PA	<b>JRM Racing</b> <i>R. PARFITT JNR</i>	2	12	32.30 miles	Bentley Continental GT3
18	GTCPA	<b>WPI Motorsport</b> <i>M. IGOE</i>	14	1	2.69 miles	Porsche 911 GT3 Cup
31	GT3PA	<b>JRM Racing</b> <i>S. MORRIS</i>	15	21	56.53 miles	Bentley Continental GT3

### Flag History

TYPE	TIME OF DAY
GREEN	11:15:19.088
SAFETY	11:18:37.823
GREEN	11:27:37.308
FINISH	12:15:55.159

### Flag Statistics

TYPE	COUNT	TOTAL LAPS	TOTAL TIME
Green	2	32	53:51.284
Red	0	0	0.000
Safety Car	1	3	8:59.484
FCY	0	0	0.000

Weather / Track : Sunny / Dry

These results are provisional until the conclusion of any judicial and technical matters.

Oulton Park International  
Circuit Length = 2.6920 miles  
Start: 11:15 Flag 12:15 End: 12:18

Race Director : Peter Daly	Stewards :	Timekeeper :
----------------------------	------------	--------------



# British GT Championship - Race 1 - Round 1

## RACE 9 - STATISTICS

CLASS : GT3PA

10 Starters

### Fastest Lap History

NO	NAME	LAP TIME	TIME OF DAY	LAP	VEHICLE
6	<b>RAM Racing</b> <i>I. LOGGIE</i>	<b>1:39.091</b>	11:16:58.203	1	Mercedes-AMG GT3
31	<b>JRM Racing</b> <i>R. PARFITT JNR</i>	<b>1:37.406</b>	11:18:36.768	2	Bentley Continental GT3
31	<b>JRM Racing</b> <i>R. PARFITT JNR</i>	<b>1:37.208</b>	11:30:52.588	8	Bentley Continental GT3
31	<b>JRM Racing</b> <i>R. PARFITT JNR</i>	<b>1:37.145</b>	11:32:29.732	9	Bentley Continental GT3
31	<b>JRM Racing</b> <i>R. PARFITT JNR</i>	<b>1:37.041</b>	11:35:44.185	11	Bentley Continental GT3
31	<b>JRM Racing</b> <i>S. MORRIS</i>	<b>1:36.540</b>	11:45:06.804	16	Bentley Continental GT3
72	<b>Barwell Motorsport</b> <i>P. KEEN</i>	<b>1:35.923</b>	11:45:13.509	16	Lamborghini Huracan GT3 EVO

### Leader History

NO	NAME	FROM LAP	LAPS LED	DISTANCE	VEHICLE
6	<b>RAM Racing</b> <i>I. LOGGIE</i>	1	1	miles	Mercedes-AMG GT3
31	<b>JRM Racing</b> <i>R. PARFITT JNR</i>	2	34	91.52 miles	Bentley Continental GT3

Weather / Track : Sunny / Dry

These results are provisional until the conclusion of any judicial and technical matters.

Oulton Park International  
Circuit Length = 2.6920 miles  
Start: 11:15 Flag 12:15 End: 12:18

Race Director : Peter Daly	Stewards :	Timekeeper :
----------------------------	------------	--------------

# British GT Championship - Race 1 - Round 1

## RACE 9 - STATISTICS

CLASS : GT3S

2 Starters

### Fastest Lap History

NO	NAME	LAP TIME	TIME OF DAY	LAP	VEHICLE
7	<b>Team Parker Racing</b> <i>R. RATCLIFFE</i>	<b>1:39.323</b>	11:16:58.429	1	Bentley Continental GT3
96	<b>Optimum Motorsport</b> <i>O. WILKINSON</i>	<b>1:39.161</b>	11:18:42.640	2	Aston Martin V8 Vantage GT3
96	<b>Optimum Motorsport</b> <i>O. WILKINSON</i>	<b>1:38.697</b>	11:29:20.088	7	Aston Martin V8 Vantage GT3
96	<b>Optimum Motorsport</b> <i>O. WILKINSON</i>	<b>1:38.505</b>	11:30:58.592	8	Aston Martin V8 Vantage GT3
96	<b>Optimum Motorsport</b> <i>O. WILKINSON</i>	<b>1:38.394</b>	11:35:55.643	11	Aston Martin V8 Vantage GT3
96	<b>Optimum Motorsport</b> <i>B. ELLIS</i>	<b>1:38.383</b>	11:45:24.859	16	Aston Martin V8 Vantage GT3
96	<b>Optimum Motorsport</b> <i>B. ELLIS</i>	<b>1:38.292</b>	11:47:03.174	17	Aston Martin V8 Vantage GT3
96	<b>Optimum Motorsport</b> <i>B. ELLIS</i>	<b>1:37.463</b>	11:48:40.638	18	Aston Martin V8 Vantage GT3
96	<b>Optimum Motorsport</b> <i>B. ELLIS</i>	<b>1:37.260</b>	11:50:17.898	19	Aston Martin V8 Vantage GT3

### Leader History

NO	NAME	FROM LAP	LAPS LED	DISTANCE	VEHICLE
7	<b>Team Parker Racing</b> <i>R. RATCLIFFE</i>	1	1	miles	Bentley Continental GT3
96	<b>Optimum Motorsport</b> <i>O. WILKINSON</i>	2	34	91.52 miles	Aston Martin V8 Vantage GT3

Weather / Track : Sunny / Dry

These results are provisional until the conclusion of any judicial and technical matters.

Oulton Park International  
Circuit Length = 2.6920 miles  
Start: 11:15 Flag 12:15 End: 12:18

Race Director : Peter Daly	Stewards :	Timekeeper :
----------------------------	------------	--------------

# British GT Championship - Race 1 - Round 1

## RACE 9 - STATISTICS

CLASS : GT4S

15 Starters

### Fastest Lap History

NO	NAME	LAP TIME	TIME OF DAY	LAP	VEHICLE
15	<b>Multimatic Motorsports</b> <i>S. MAXWELL</i>	<b>1:50.548</b>	11:17:09.663	1	Ford Mustang GT4
19	<b>Multimatic Motorsports</b> <i>C. MCCUMBEE</i>	<b>1:47.667</b>	11:18:57.816	2	Ford Mustang GT4
19	<b>Multimatic Motorsports</b> <i>C. MCCUMBEE</i>	<b>1:45.645</b>	11:29:31.341	7	Ford Mustang GT4
19	<b>Multimatic Motorsports</b> <i>C. MCCUMBEE</i>	<b>1:45.089</b>	11:31:16.430	8	Ford Mustang GT4

### Leader History

NO	NAME	FROM LAP	LAPS LED	DISTANCE	VEHICLE
15	<b>Multimatic Motorsports</b> <i>S. MAXWELL</i>	1	1	miles	Ford Mustang GT4
19	<b>Multimatic Motorsports</b> <i>C. MCCUMBEE</i>	2	12	32.30 miles	Ford Mustang GT4
57	<b>HHC Motorsport</b> <i>D. MACDONALD</i>	14	6	16.15 miles	McLaren 570S GT4
4	<b>Tolman Motorsport</b> <i>DORLIN</i>	20	1	2.69 miles	McLaren 570S GT4
57	<b>HHC Motorsport</b> <i>C. POINTON</i>	21	13	34.99 miles	McLaren 570S GT4

Weather / Track : Sunny / Dry

These results are provisional until the conclusion of any judicial and technical matters.

Oulton Park International  
Circuit Length = 2.6920 miles  
Start: 11:15 Flag 12:15 End: 12:18

Race Director : Peter Daly	Stewards :	Timekeeper :
----------------------------	------------	--------------

# British GT Championship - Race 1 - Round 1

## RACE 9 - STATISTICS

CLASS : GT4PA

6 Starters

### Fastest Lap History

NO	NAME	LAP TIME	TIME OF DAY	LAP	VEHICLE
11	<b>Beechdean AMR</b> <i>K. FLETCHER</i>	<b>1:56.393</b>	11:17:15.498	1	Aston Martin V8 Vantage GT4
11	<b>Beechdean AMR</b> <i>K. FLETCHER</i>	<b>1:50.225</b>	11:19:05.723	2	Aston Martin V8 Vantage GT4
11	<b>Beechdean AMR</b> <i>K. FLETCHER</i>	<b>1:47.287</b>	11:29:37.444	7	Aston Martin V8 Vantage GT4
44	<b>Invictus Games Racing</b> <i>S. MCCULLEY</i>	<b>1:47.074</b>	11:31:27.215	8	Jaguar F-TYPE SVR GT4
77	<b>Fox Motorsport</b> <i>M. MURFITT</i>	<b>1:47.065</b>	11:31:27.672	8	Mercedes-AMG GT4
11	<b>Beechdean AMR</b> <i>K. FLETCHER</i>	<b>1:46.475</b>	11:33:11.302	9	Aston Martin V8 Vantage GT4
44	<b>Invictus Games Racing</b> <i>S. MCCULLEY</i>	<b>1:46.387</b>	11:35:00.616	10	Jaguar F-TYPE SVR GT4
11	<b>Beechdean AMR</b> <i>K. FLETCHER</i>	<b>1:46.340</b>	11:36:44.593	11	Aston Martin V8 Vantage GT4
77	<b>Fox Motorsport</b> <i>M. MURFITT</i>	<b>1:46.302</b>	11:38:36.869	12	Mercedes-AMG GT4
11	<b>Beechdean AMR</b> <i>M. PLOWMAN</i>	<b>1:46.169</b>	11:49:17.848	17	Aston Martin V8 Vantage GT4
66	<b>Team Parker Racing</b> <i>MALVERN</i>	<b>1:45.873</b>	11:49:31.432	17	Mercedes-AMG GT4
66	<b>Team Parker Racing</b> <i>MALVERN</i>	<b>1:45.760</b>	11:53:03.538	19	Mercedes-AMG GT4
32	<b>Track Focused</b> <i>S. COOPER</i>	<b>1:45.622</b>	12:00:32.420	22	KTM X-Bow GT4

### Leader History

NO	NAME	FROM LAP	LAPS LED	DISTANCE	VEHICLE
11	<b>Beechdean AMR</b> <i>K. FLETCHER</i>	1	15	37.68 miles	Aston Martin V8 Vantage GT4
20	<b>Balfe Motorsport</b> <i>G. JOHNSON</i>	16	1	2.69 miles	McLaren 570S GT4
11	<b>Beechdean AMR</b> <i>M. PLOWMAN</i>	17	6	16.15 miles	Aston Martin V8 Vantage GT4
44	<b>Invictus Games Racing</b> <i>M. GEORGE</i>	23	10	26.92 miles	Jaguar F-TYPE SVR GT4

Weather / Track : Sunny / Dry

These results are provisional until the conclusion of any judicial and technical matters.

Oulton Park International  
Circuit Length = 2.6920 miles  
Start: 11:15 Flag 12:15 End: 12:18

Race Director : Peter Daly	Stewards :	Timekeeper :
----------------------------	------------	--------------

# British GT Championship - Race 1 - Round 1

## RACE 9 - STATISTICS

CLASS : GTCPA

1 Starters

### Fastest Lap History

NO	NAME	LAP TIME	TIME OF DAY	LAP	VEHICLE
18	<b>WPI Motorsport</b> <i>M. IGOE</i>	<b>1:48.356</b>	11:17:07.462	1	Porsche 911 GT3 Cup
18	<b>WPI Motorsport</b> <i>M. IGOE</i>	<b>1:41.957</b>	11:18:49.426	2	Porsche 911 GT3 Cup
18	<b>WPI Motorsport</b> <i>M. IGOE</i>	<b>1:41.509</b>	11:29:25.917	7	Porsche 911 GT3 Cup
18	<b>WPI Motorsport</b> <i>M. IGOE</i>	<b>1:40.702</b>	11:31:06.619	8	Porsche 911 GT3 Cup
18	<b>WPI Motorsport</b> <i>M. IGOE</i>	<b>1:40.694</b>	11:32:47.313	9	Porsche 911 GT3 Cup

### Leader History

NO	NAME	FROM LAP	LAPS LED	DISTANCE	VEHICLE
18	<b>WPI Motorsport</b> <i>M. IGOE</i>	1	34	88.83 miles	Porsche 911 GT3 Cup

Weather / Track : Sunny / Dry

These results are provisional until the conclusion of any judicial and technical matters.

Oulton Park International  
Circuit Length = 2.6920 miles  
Start: 11:15 Flag 12:15 End: 12:18

Race Director : Peter Daly	Stewards :	Timekeeper :
----------------------------	------------	--------------

## British GT Championship

### RACE 14 - GRID (60 minutes)

ROW 19	37	<b>23</b>	Árón TAYLOR-SMITH 1:45.349 RACE Performance		
ROW 18	35	<b>32</b>	Sean COOPER 1:45.098 Track Focused	36	Jack BUTEL 1:45.263 Optimum Motorsport
ROW 17	33	<b>57</b>	Callum POINTON 1:44.793 HHC Motorsport	34	Mike ROBINSON 1:44.866 Optimum Motorsport
ROW 16	31	<b>62</b>	Will MOORE 1:44.482 Academy Motorsport	32	Micah STANLEY 1:44.642 Academy Motorsport
ROW 15	29	<b>20</b>	Michael O'BRIEN 1:44.314 Balfe Motorsport	30	Jacob MATHIASSEN 1:44.344 Century Motorsport
ROW 14	27	<b>19</b>	Chad MCCUMBEE 1:44.143 Multimatic Motorsports	28	Josh PRICE 1:44.273 TF Sport
ROW 13	25	<b>43</b>	Angus FENDER 1:44.019 Century Motorsport	26	Josh SMITH 1:44.065 Tolman Motorsport
ROW 12	23	<b>58</b>	Luke WILLIAMS 1:43.908 HHC Motorsport	24	Lewis PROCTOR 1:43.967 Tolman Motorsport
ROW 11	21	<b>97</b>	Tom CANNING 1:43.811 TF Sport	22	Matthew GEORGE 1:43.905 Invictus Games Racing
ROW 10	19	<b>77</b>	Michael BROADHURST 1:43.728 Fox Motorsport	20	Martin PLOWMAN 1:43.773 Beechdean AMR
ROW 9	17	<b>15</b>	Seb PRIAULX 1:42.384 Multimatic Motorsports	18	Scott MALVERN 1:43.530 Team Parker Racing
ROW 8					
ROW 7	13	<b>18</b>	Adam WILCOX 1:38.892 WPI Motorsport		
ROW 6	11	<b>96</b>	Bradley ELLIS 1:35.352 Optimum Motorsport	12	Glynn GEDDIE 1:35.826 Team Parker Racing
ROW 5	9	<b>3</b>	Ben GREEN 1:34.783 Century Motorsport	10	Jonny ADAM 1:35.041 TF Sport
ROW 4	7	<b>99</b>	Marco SØRENSEN 1:34.706 Beechdean AMR	8	Jack MITCHELL 1:34.748 Century Motorsport
ROW 3	5	<b>69</b>	Jonny COCKER 1:34.318 Barwell Motorsport	6	Nicki THIM 1:34.413 TF Sport
ROW 2	3	<b>8</b>	Adam CHRISTODOULOU 1:34.171 Team ABBA Racing	4	Seb MORRIS 1:34.306 JRM Racing
ROW 1	1	<b>72</b>	Phil KEEN 1:33.541 Barwell Motorsport	2	Callum MACLEOD 1:34.037 RAM Racing
<b>Pole</b>					

Car 22 withdrawn.

Oulton Park International  
Circuit Length = 2.6920 miles

These results are provisional until the conclusion of any judicial and technical matters.

Race Director : Peter Daly	Stewards :	Timekeeper :
----------------------------	------------	--------------

Results can be found at [www.tsl-timing.com](http://www.tsl-timing.com)

Printed - 13:11 Monday, 22 April 2019

## British GT Championship - Race 2 - Round 2

### RACE 14 - CLASSIFICATION - FINAL

POS	NO	CL	PIC	TEAM / DRIVERS	CAR	LAPS	TIME	GAP	DIFF	MPH	BEST	ON
1	69	GT3PA	1	Barwell Motorsport Sam DE HAAN (GBR) / Jonny COCKER (GBR)	Lamborghini Huracan GT3 EVO	32	1:01:22.282			84.21	1:36.789	11
2	8	GT3PA	2	Team ABBA Racing Richard NEARY (GBR) / Adam CHRISTODOULOU (GBR)	Mercedes-AMG GT3	32	1:01:24.295	2.013	2.013	84.17	1:36.509	8
3	99	GT3PA	3	Beechdean AMR Andrew HOWARD (GBR) / Marco SØRENSEN (DNK)	Aston Martin V8 Vantage GT3	32	1:01:26.112	3.830	1.817	84.13	1:37.077	11
4	72	GT3PA	4	Barwell Motorsport Adam BALON (GBR) / Phil KEEN (GBR)	Lamborghini Huracan GT3 EVO	32	1:01:26.307	4.025	0.195	84.12	1:35.849	9
5	3	GT3PA	5	Century Motorsport Dominic PAUL (GBR) / Ben GREEN (GBR)	BMW M6 GT3	32	1:01:26.895	4.613	0.588	84.11	1:37.093	7
6	96	GT3S	1	Optimum Motorsport Oliver WILKINSON (GBR) / Bradley ELLIS (GBR)	Aston Martin V8 Vantage GT3	32	1:01:27.610	5.328	0.715	84.09	1:37.333	8
7	6	GT3PA	6	RAM Racing Ian LOGGIE (GBR) / Callum MACLEOD (GBR)	Mercedes-AMG GT3	32	1:01:28.120	5.838	0.510	84.08	1:36.576	13
8	18	GTCPA	1	WPI Motorsport Michael IGOE (GBR) / Adam WILCOX (GBR)	Porsche 911 GT3 Cup	32	1:01:38.676	16.394	10.556	83.84	1:40.504	13
9	9	GT3PA	7	Century Motorsport Adrian WILLMOTT (GBR) / Jack MITCHELL (GBR)	BMW M6 GT3	32	1:01:45.763	23.481	7.087	83.68	1:36.748	9
10	15	GT4S	1	Multimatic Motorsports Scott MAXWELL (CAN) / Seb PRIAULX (GBR)	Ford Mustang GT4	32	1:02:45.948	1:23.666	1:00.185	82.34	1:44.618	7
11	20	GT4PA	1	Balfe Motorsport Graham JOHNSON (GBR) / Michael O'BRIEN (GBR)	McLaren 570S GT4	32	1:02:48.559	1:26.277	2.611	82.29	1:44.971	13
12	31	GT3PA	8	JRM Racing Rick PARFITT JNR (GBR) / Seb MORRIS (GBR)	Bentley Continental GT3	32	1:02:51.287	1:29.005	2.728	82.23	1:36.619	9
13	44	GT4PA	2	Invictus Games Racing Steve MCCULLY (GBR) / Matthew GEORGE (GBR)	Jaguar F-TYPE SVR GT4	32	1:02:54.169	1:31.887	2.882	82.16	1:45.324	13
14	66	GT4PA	3	Team Parker Racing Nick JONES (GBR) / Scott MALVERN (GBR)	Mercedes-AMG GT4	32	1:02:56.087	1:33.805	1.918	82.12	1:45.122	14
15	47	GT3PA	9	TF Sport Graham DAVIDSON (GBR) / Jonny ADAM (GBR)	Aston Martin V8 Vantage GT3	31	59:46.533	1 Lap	1 Lap	83.76	1:36.859	14
16	7	GT3S	2	Team Parker Racing Ryan RATCLIFFE (GBR) / Glynn GEDDIE (GBR)	Bentley Continental GT3	31	59:46.720	1 Lap	0.187	83.76	1:37.510	9
17	11	GT4PA	4	Beechdean AMR Kelvin FLETCHER (GBR) / Martin PLOWMAN (GBR)	Aston Martin V8 Vantage GT4	31	1:01:35.256	1 Lap	1:48.536	81.30	1:45.708	9
18	5	GT4S	2	Tolman Motorsport Jordan COLLARD (GBR) / Lewis PROCTOR (GBR)	McLaren 570S GT4	31	1:02:19.275	1 Lap	44.019	80.34	1:45.358	23
19	58	GT4S	3	HHC Motorsport Tom JACKSON (GBR) / Luke WILLIAMS (GBR)	McLaren 570S GT4	31	1:02:23.411	1 Lap	4.136	80.25	1:45.446	14
20	19	GT4S	4	Multimatic Motorsports Jade BUFORD (USA) / Chad MCCUMBEE (USA)	Ford Mustang GT4	31	1:02:28.080	1 Lap	4.669	80.15	1:45.828	12
21	32	GT4PA	5	Track Focused Mike MCCOLLUM (GBR) / Sean COOPER (GBR)	KTM X-Bow GT4	31	1:02:36.370	1 Lap	8.290	79.97	1:46.044	8
22	75	GT4S	5	Optimum Motorsport Patrik MATTHIEN (GBR) / Mike ROBINSON (GBR)	Aston Martin V8 Vantage GT4	31	1:02:37.698	1 Lap	1.328	79.95	1:46.295	16
23	35	GT4S	6	Optimum Motorsport Connor O'BRIEN (IRL) / Jack BUTEL (GBR)	Aston Martin V8 Vantage GT4	31	1:02:39.527	1 Lap	1.829	79.91	1:46.587	10
24	57	GT4S	7	HHC Motorsport Dean MACDONALD (GBR) / Callum POINTON (GBR)	McLaren 570S GT4	31	1:02:40.082	1 Lap	0.555	79.89	1:46.648	30
25	61	GT4S	8	Academy Motorsport Ben HURST (CAN) / Micah STANLEY (MCO)	Aston Martin V8 Vantage GT4	31	1:02:51.192	1 Lap	11.110	79.66	1:46.471	8
26	4	GT4S	9	Tolman Motorsport James DORLIN (GBR) / Josh SMITH (GBR)	McLaren 570S GT4	31	1:02:52.003	1 Lap	0.811	79.64	1:45.418	9
27	97	GT4S	10	TF Sport Ashley HAND (GBR) / Tom CANNING (GBR)	Aston Martin V8 Vantage GT4	31	1:02:56.248	1 Lap	4.245	79.55	1:46.279	7
28	23	GT4S	11	RACE Performance Sam SMELT (GBR) / Áron TAYLOR-SMITH (IRL)	Ford Mustang GT4	31	1:03:03.843	1 Lap	7.595	79.39	1:46.367	7
29	95	GT4S	12	TF Sport Patrick KIBBLE (GBR) / Josh PRICE (GBR)	Aston Martin V8 Vantage GT4	30	1:02:05.909	2 Laps	1 Lap	78.03	1:45.925	7
30	43	GT4S	13	Century Motorsport Andrew GORDON-COLEBROOKE (GBR) / Angus FENDER (GBR)	BMW M4 GT4	28	1:02:15.847	4 Laps	2 Laps	72.63	1:45.865	9

#### NOT CLASSIFIED

NC	2	GT3PA		TF Sport Mark FARMER (GBR) / Nicki THIMI (DNK)	Aston Martin V8 Vantage GT3	17	41:46.841	15 Laps	11 Laps	65.72	1:36.484	9
NC	62	GT4S		Academy Motorsport Alex TOTH-JONES (GBR) / Will MOORE (GBR)	Aston Martin V8 Vantage GT4	13	25:58.494	19 Laps	4 Laps	80.83	1:46.781	9
NC	42	GT4S		Century Motorsport Mark KIMBER (GBR) / Jacob MATHIASSEN (DNK)	BMW M4 GT4	8	16:56.640	24 Laps	5 Laps	76.26	1:45.930	7
NC	77	GT4PA		Fox Motorsport Mark MURFITT (GBR) / Michael BROADHURST (GBR)	Mercedes-AMG GT4	1	1:51.222	31 Laps	7 Laps	87.13	1:51.222	1

Car 47 - 5 place grid position penalty to be applied at the driver's future race as per Motorsport UK regulation G5.3.2.

Oulton Park International  
Circuit Length = 2.6920 miles  
Start: 15:35 Flag 16:36 End: 16:38

Weather / Track : Bright / Dry

Race Director : Peter Daly	Stewards :	Timekeeper :
----------------------------	------------	--------------

## British GT Championship - Race 2 - Round 2

### RACE 14 - CLASSIFICATION - FINAL

#### FASTEST LAP

Pos	Class	Team	Driver	Time	Speed (mph)	Speed (kph)
72	GT3PA	Barwell Motorsport	Adam BALON (GBR) / Phil KEEN (GBR)	1:35.849	101.11	162.72
96	GT3S	Optimum Motorsport	Oliver WILKINSON (GBR) / Bradley ELLIS (GBR)	1:37.333	99.56	160.24
18	GTCPA	WPI Motorsport	Michael IGOE (GBR) / Adam WILCOX (GBR)	1:40.504	96.42	155.18
15	GT4S	Multimatic Motorsports	Scott MAXWELL (CAN) / Seb PRIAULX (GBR)	1:44.618	92.63	149.08
20	GT4PA	Balfe Motorsport	Graham JOHNSON (GBR) / Michael O'BRIEN (GBR)	1:44.971	92.32	148.58

Weather / Track : Bright / Dry

Oulton Park International  
 Circuit Length = 2.6920 miles  
 Start: 15:35 Flag 16:36 End: 16:38

Race Director : Peter Daly

Stewards :

Timekeeper :



## British GT Championship - Race 2 - Round 2

### RACE 14 - CLASSIFICATION BY CATEGORY - FINAL

#### CATEGORY : GT3

POS	NO	CL	NAME	ENTRY	LAPS	TIME	GAP	DIFF	MPH	BEST	ON
1	69	GT3PA	Barwell Motorsport	Lamborghini Huracan GT3 EVO	32	1:01:22.282			100.12	1:36.789	11
2	8	GT3PA	Team ABBA Racing	Mercedes-AMG GT3	32	1:01:24.295	2.013	2.013	100.41	1:36.509	8
3	99	GT3PA	Beechdean AMR	Aston Martin V8 Vantage GT3	32	1:01:26.112	3.830	1.817	99.83	1:37.077	11
4	72	GT3PA	Barwell Motorsport	Lamborghini Huracan GT3 EVO	32	1:01:26.307	4.025	0.195	101.11	1:35.849	9
5	3	GT3PA	Century Motorsport	BMW M6 GT3	32	1:01:26.895	4.613	0.588	99.81	1:37.093	7
6	96	GT3S	Optimum Motorsport	Aston Martin V8 Vantage GT3	32	1:01:27.610	5.328	0.715	99.56	1:37.333	8
7	6	GT3PA	RAM Racing	Mercedes-AMG GT3	32	1:01:28.120	5.838	0.510	100.34	1:36.576	13
8	9	GT3PA	Century Motorsport	BMW M6 GT3	32	1:01:45.763	23.481	17.643	100.17	1:36.748	9
9	31	GT3PA	JRM Racing	Bentley Continental GT3	32	1:02:51.287	1:29.005	1:05.524	100.30	1:36.619	9
10	47	GT3PA	TF Sport	Aston Martin V8 Vantage GT3	31	59:46.533	1 Lap	1 Lap	100.05	1:36.859	14
11	7	GT3S	Team Parker Racing	Bentley Continental GT3	31	59:46.720	1 Lap	0.187	99.38	1:37.510	9
NC	2	GT3PA	TF Sport	Aston Martin V8 Vantage GT3	17	41:46.841	15 Laps	14 Laps	100.44	1:36.484	9

#### CATEGORY : GT4

POS	NO	CL	NAME	ENTRY	LAPS	TIME	GAP	DIFF	MPH	BEST	ON
1	15	GT4S	Multimatic Motorsports	Ford Mustang GT4	32	1:02:45.948			92.63	1:44.618	7
2	20	GT4PA	Balfe Motorsport	McLaren 570S GT4	32	1:02:48.559	2.611	2.611	92.32	1:44.971	13
3	44	GT4PA	Invictus Games Racing	Jaguar F-TYPE SVR GT4	32	1:02:54.169	8.221	5.610	92.01	1:45.324	13
4	66	GT4PA	Team Parker Racing	Mercedes-AMG GT4	32	1:02:56.087	10.139	1.918	92.19	1:45.122	14
5	11	GT4PA	Beechdean AMR	Aston Martin V8 Vantage GT4	31	1:01:35.256	1 Lap	1 Lap	91.67	1:45.708	9
6	5	GT4S	Tolman Motorsport	McLaren 570S GT4	31	1:02:19.275	1 Lap	44.019	91.98	1:45.358	23
7	58	GT4S	HHC Motorsport	McLaren 570S GT4	31	1:02:23.411	1 Lap	4.136	91.90	1:45.446	14
8	19	GT4S	Multimatic Motorsports	Ford Mustang GT4	31	1:02:28.080	1 Lap	4.669	91.57	1:45.828	12
9	32	GT4PA	Track Focused	KTM X-Bow GT4	31	1:02:36.370	1 Lap	8.290	91.38	1:46.044	8
10	75	GT4S	Optimum Motorsport	Aston Martin V8 Vantage GT4	31	1:02:37.698	1 Lap	1.328	91.17	1:46.295	16
11	35	GT4S	Optimum Motorsport	Aston Martin V8 Vantage GT4	31	1:02:39.527	1 Lap	1.829	90.92	1:46.587	10
12	57	GT4S	HHC Motorsport	McLaren 570S GT4	31	1:02:40.082	1 Lap	0.555	90.87	1:46.648	30
13	61	GT4S	Academy Motorsport	Aston Martin V8 Vantage GT4	31	1:02:51.192	1 Lap	11.110	91.02	1:46.471	8
14	4	GT4S	Tolman Motorsport	McLaren 570S GT4	31	1:02:52.003	1 Lap	0.811	91.93	1:45.418	9
15	97	GT4S	TF Sport	Aston Martin V8 Vantage GT4	31	1:02:56.248	1 Lap	4.245	91.18	1:46.279	7
16	23	GT4S	RACE Performance	Ford Mustang GT4	31	1:03:03.843	1 Lap	7.595	91.11	1:46.367	7
17	95	GT4S	TF Sport	Aston Martin V8 Vantage GT4	30	1:02:05.909	2 Laps	1 Lap	91.49	1:45.925	7
18	43	GT4S	Century Motorsport	BMW M4 GT4	28	1:02:15.847	4 Laps	2 Laps	91.54	1:45.865	9
NC	62	GT4S	Academy Motorsport	Aston Martin V8 Vantage GT4	13	25:58.494	19 Laps	15 Laps	90.75	1:46.781	9
NC	42	GT4S	Century Motorsport	BMW M4 GT4	8	16:56.640	24 Laps	5 Laps	91.48	1:45.930	7
NC	77	GT4PA	Fox Motorsport	Mercedes-AMG GT4	1	1:51.222	31 Laps	7 Laps	87.13	1:51.222	1

#### CATEGORY : GTC

POS	NO	CL	NAME	ENTRY	LAPS	TIME	GAP	DIFF	MPH	BEST	ON
1	18	GTCPA	WPI Motorsport	Porsche 911 GT3 Cup	32	1:01:38.676			96.42	1:40.504	13

Car 47 - 5 place grid position penalty to be applied at the driver's future race as per Motorsport UK regulation G5.3.2.

Weather / Track : Bright / Dry

Oulton Park International  
Circuit Length = 2.6920 miles  
Start: 15:35 Flag 16:36 End: 16:38

Race Director : Peter Daly	Stewards :	Timekeeper :
----------------------------	------------	--------------

## British GT Championship - Race 2 - Round 2

### RACE 14 - CLASSIFICATION BY CATEGORY - FINAL

#### FASTEST LAP

72	GT3PA	Barwell Motorsport	Lamborghini Huracan GT3 EVO -	9	1:35.849	101.11 mph	162.72 kph
96	GT3S	Optimum Motorsport	Aston Martin V8 Vantage GT3 -	8	1:37.333	99.56 mph	160.24 kph
18	GTCPA	WPI Motorsport	Porsche 911 GT3 Cup -	13	1:40.504	96.42 mph	155.18 kph
15	GT4S	Multimatic Motorsports	Ford Mustang GT4 -	7	1:44.618	92.63 mph	149.08 kph
20	GT4PA	Balfe Motorsport	McLaren 570S GT4 -	13	1:44.971	92.32 mph	148.58 kph

Weather / Track : Bright / Dry

Oulton Park International  
 Circuit Length = 2.6920 miles  
 Start: 15:35 Flag 16:36 End: 16:38

Race Director : Peter Daly

Stewards :

Timekeeper :

## British GT Championship - Race 2 - Round 2

### RACE 14 - CLASSIFICATION BY CLASS - FINAL

#### CLASS : GT3 - GT3S

POS	NO	NAME	ENTRY	LAPS	TIME	GAP	DIFF	MPH	BEST	ON
1	96	Optimum Motorsport	Aston Martin V8 Vantage GT3	32	1:01:27.610			84.09	1:37.333	8
2	7	Team Parker Racing	Bentley Continental GT3	31	59:46.720	1 Lap	1 Lap	83.76	1:37.510	9

#### CLASS : GT4 - GT4S

POS	NO	NAME	ENTRY	LAPS	TIME	GAP	DIFF	MPH	BEST	ON
1	15	Multimatic Motorsports	Ford Mustang GT4	32	1:02:45.948			82.34	1:44.618	7
2	5	Tolman Motorsport	McLaren 570S GT4	31	1:02:19.275	1 Lap	1 Lap	80.34	1:45.358	23
3	58	HHC Motorsport	McLaren 570S GT4	31	1:02:23.411	1 Lap	4.136	80.25	1:45.446	14
4	19	Multimatic Motorsports	Ford Mustang GT4	31	1:02:28.080	1 Lap	4.669	80.15	1:45.828	12
5	75	Optimum Motorsport	Aston Martin V8 Vantage GT4	31	1:02:37.698	1 Lap	9.618	79.95	1:46.295	16
6	35	Optimum Motorsport	Aston Martin V8 Vantage GT4	31	1:02:39.527	1 Lap	1.829	79.91	1:46.587	10
7	57	HHC Motorsport	McLaren 570S GT4	31	1:02:40.082	1 Lap	0.555	79.89	1:46.648	30
8	61	Academy Motorsport	Aston Martin V8 Vantage GT4	31	1:02:51.192	1 Lap	11.110	79.66	1:46.471	8
9	4	Tolman Motorsport	McLaren 570S GT4	31	1:02:52.003	1 Lap	0.811	79.64	1:45.418	9
10	97	TF Sport	Aston Martin V8 Vantage GT4	31	1:02:56.248	1 Lap	4.245	79.55	1:46.279	7
11	23	RACE Performance	Ford Mustang GT4	31	1:03:03.843	1 Lap	7.595	79.39	1:46.367	7
12	95	TF Sport	Aston Martin V8 Vantage GT4	30	1:02:05.909	2 Laps	1 Lap	78.03	1:45.925	7
13	43	Century Motorsport	BMW M4 GT4	28	1:02:15.847	4 Laps	2 Laps	72.63	1:45.865	9
NC	62	Academy Motorsport	Aston Martin V8 Vantage GT4	13	25:58.494	19 Laps	15 Laps	80.83	1:46.781	9
NC	42	Century Motorsport	BMW M4 GT4	8	16:56.640	24 Laps	5 Laps	76.26	1:45.930	7

#### CLASS : GT4 - GT4PA

POS	NO	NAME	ENTRY	LAPS	TIME	GAP	DIFF	MPH	BEST	ON
1	20	Balfe Motorsport	McLaren 570S GT4	32	1:02:48.559			82.29	1:44.971	13
2	44	Invictus Games Racing	Jaguar F-TYPE SVR GT4	32	1:02:54.169	5.610	5.610	82.16	1:45.324	13
3	66	Team Parker Racing	Mercedes-AMG GT4	32	1:02:56.087	7.528	1.918	82.12	1:45.122	14
4	11	Beechdean AMR	Aston Martin V8 Vantage GT4	31	1:01:35.256	1 Lap	1 Lap	81.30	1:45.708	9
5	32	Track Focused	KTM X-Bow GT4	31	1:02:36.370	1 Lap	1:01.114	79.97	1:46.044	8
NC	77	Fox Motorsport	Mercedes-AMG GT4	1	1:51.222	31 Laps	30 Laps	87.13	1:51.222	1

#### CLASS : GT3 - GT3PA

POS	NO	NAME	ENTRY	LAPS	TIME	GAP	DIFF	MPH	BEST	ON
1	69	Barwell Motorsport	Lamborghini Huracan GT3 EVO	32	1:01:22.282			84.21	1:36.789	11
2	8	Team ABBA Racing	Mercedes-AMG GT3	32	1:01:24.295	2.013	2.013	84.17	1:36.509	8
3	99	Beechdean AMR	Aston Martin V8 Vantage GT3	32	1:01:26.112	3.830	1.817	84.13	1:37.077	11
4	72	Barwell Motorsport	Lamborghini Huracan GT3 EVO	32	1:01:26.307	4.025	0.195	84.12	1:35.849	9
5	3	Century Motorsport	BMW M6 GT3	32	1:01:26.895	4.613	0.588	84.11	1:37.093	7
6	6	RAM Racing	Mercedes-AMG GT3	32	1:01:28.120	5.838	1.225	84.08	1:36.576	13
7	9	Century Motorsport	BMW M6 GT3	32	1:01:45.763	23.481	17.643	83.68	1:36.748	9
8	31	JRM Racing	Bentley Continental GT3	32	1:02:51.287	1:29.005	1:05.524	82.23	1:36.619	9
9	47	TF Sport	Aston Martin V8 Vantage GT3	31	59:46.533	1 Lap	1 Lap	83.76	1:36.859	14
NC	2	TF Sport	Aston Martin V8 Vantage GT3	17	41:46.841	15 Laps	14 Laps	65.72	1:36.484	9

Car 47 - 5 place grid position penalty to be applied at the driver's future race as per Motorsport UK regulation G5.3.2.

Oulton Park International  
Circuit Length = 2.6920 miles  
Start: 15:35 Flag 16:36 End: 16:38

Weather / Track : Bright / Dry

These results are provisional until the conclusion of any judicial and technical matters.

Race Director : Peter Daly	Stewards :	Timekeeper :
----------------------------	------------	--------------

## British GT Championship - Race 2 - Round 2

### RACE 14 - CLASSIFICATION BY CLASS - FINAL

CLASS : GTC - GTCPA

POS	NO	NAME	ENTRY	LAPS	TIME	GAP	DIFF	MPH	BEST	ON
1	18	WPI Motorsport	Porsche 911 GT3 Cup	32	1:01:38.676			83.84	1:40.504	13

#### FASTEST LAP

72	GT3PA	Barwell Motorsport	Lamborghini Huracan GT3 EVO -	9	1:35.849		101.11 mph		162.72 kph	
96	GT3S	Optimum Motorsport	Aston Martin V8 Vantage GT3 -	8	1:37.333		99.56 mph		160.24 kph	
18	GTCPA	WPI Motorsport	Porsche 911 GT3 Cup -	13	1:40.504		96.42 mph		155.18 kph	
15	GT4S	Multimatic Motorsports	Ford Mustang GT4 -	7	1:44.618		92.63 mph		149.08 kph	
20	GT4PA	Balfe Motorsport	McLaren 570S GT4 -	13	1:44.971		92.32 mph		148.58 kph	

Weather / Track : Bright / Dry

These results are provisional until the conclusion of any judicial and technical matters.

Oulton Park International  
 Circuit Length = 2.6920 miles  
 Start: 15:35 Flag 16:36 End: 16:38

Race Director : Peter Daly

Stewards :

Timekeeper :

# British GT Championship - Race 2 - Round 2

## RACE 14 - LAP CHART

LAP 1 @ 15:36:50.163			LAP 2 @ 15:38:27.486			LAP 3 @ 15:40:55.259			LAP 4 @ 15:43:26.542			LAP 5 @ 15:46:00.583		
NO	BEHIND	LAP TIME	NO	BEHIND	LAP TIME	NO	BEHIND	LAP TIME	NO	BEHIND	LAP TIME	NO	BEHIND	LAP TIME
72		1:37.118	72		1:37.323	72		2:27.773	72		2:31.283	72		2:34.041
8	1.496	1:38.614	8	1.564	1:37.391	8	0.550	2:26.759	8	0.928	2:31.661	8	0.758	2:33.871
31	2.009	1:39.127	31	1.954	1:37.268	31	1.134	2:26.953	31	1.299	2:31.448	31	1.171	2:33.913
6	2.393	1:39.511	6	2.457	1:37.387	6	1.524	2:26.840	6	1.768	2:31.527	6	1.604	2:33.877
2	2.991	1:40.109	2	3.260	1:37.592	2	3.055	2:27.568	2	2.748	2:30.976	2	2.918	2:34.211
69	3.439	1:40.557	69	4.036	1:37.920	69	3.801	2:27.538	69	3.566	2:31.048	69	3.576	2:34.051
9	3.891	1:41.009	9	4.738	1:38.170	9	4.360	2:27.395	9	4.593	2:31.516	9	4.220	2:33.668
96	4.892	1:42.010	96	5.305	1:37.736	96	4.880	2:27.348	96	5.650	2:32.053	96	4.961	2:33.352
47	5.214	1:42.332	47	5.599	1:37.708	47	5.897	2:28.071	47	6.344	2:31.730	47	6.065	2:33.762
3	5.569	1:42.687	3	7.094	1:38.848	3	6.570	2:27.249	3	7.820	2:32.533	3	7.241	2:33.462
99	6.051	1:43.169	99	8.039	1:39.311	99	7.467	2:27.201	99	8.933	2:32.749	99	8.455	2:33.563
7	6.512	1:43.630	7	8.661	1:39.472	7	8.374	2:27.486	7	9.953	2:32.862	7	9.377	2:33.465
18	8.848	1:45.966	18	13.249	1:41.724	18	9.128	2:23.652	18	10.684	2:32.839	18	10.386	2:33.743
15	10.996	1:48.114	15	19.518	1:45.845	15	10.471	2:18.726	15	11.351	2:32.163	15	11.326	2:34.016
66	11.874	1:48.992	66	20.651	1:46.100	66	11.626	2:18.748	66	12.307	2:31.964	66	12.671	2:34.405
11	13.448	1:50.566	44	21.922	1:45.720	44	13.444	2:19.295	44	14.407	2:32.246	44	14.596	2:34.230
44	13.525	1:50.643	11	25.843	1:49.718	11	14.698	2:16.628	11	15.110	2:31.695	11	15.390	2:34.321
77	14.104	1:51.222	4	26.284	1:48.773	4	15.362	2:16.851	4	15.645	2:31.566	4	16.086	2:34.482
97	14.387	1:51.505	5	27.102	1:49.183	5	15.860	2:16.531	5	16.168	2:31.591	5	16.686	2:34.559
4	14.834	1:51.952	58	27.866	1:49.521	58	16.422	2:16.329	58	17.238	2:32.099	58	17.315	2:34.118
5	15.242	1:52.360	43	28.847	1:49.905	43	17.086	2:16.012	43	18.213	2:32.410	43	17.817	2:33.645
58	15.668	1:52.786	95	29.843	1:50.014	95	18.011	2:15.941	95	19.098	2:32.370	95	18.546	2:33.489
43	16.265	1:53.383	42	30.102	1:50.142	42	18.624	2:16.295	42	19.734	2:32.393	42	19.072	2:33.379
95	17.152	1:54.270	19	31.880	1:51.340	19	19.751	2:15.644	19	20.562	2:32.094	19	20.199	2:33.678
42	17.283	1:54.401	62	33.284	1:52.266	62	21.091	2:15.580	62	21.253	2:31.445	62	21.060	2:33.848
19	17.863	1:54.981	20	34.442	1:53.296	20	23.107	2:16.438	20	22.411	2:30.587	20	22.088	2:33.718
62	18.341	1:55.459	57	35.207	1:53.838	57	24.150	2:16.716	57	23.369	2:30.502	57	22.874	2:33.546
20	18.469	1:55.587	23	36.119	1:53.779	23	24.913	2:16.567	23	24.348	2:30.718	23	24.083	2:33.776
57	18.692	1:55.810	61	36.589	1:54.680	61	25.739	2:16.923	61	25.083	2:30.627	61	24.622	2:33.580
61	19.232	1:56.350	75	37.483	1:53.692	75	27.063	2:17.353	75	25.925	2:30.145	75	25.447	2:33.563
23	19.663	1:56.781	35	37.733	1:53.527	35	27.705	2:17.745	35	26.482	2:30.060	35	26.024	2:33.583
75	21.114	1:58.232	97	39.835	2:02.771	97	28.683	2:16.621	97	27.466	2:30.066	97	27.080	2:33.655
35	21.529	1:58.647	32	1:08.455	2:20.385	32	30.583	1:49.901	32	28.136	2:28.836	32	27.784	2:33.689
32	25.393	2:02.511 P				SC	2 Laps	2:31.418	SC	2 Laps	2:33.905			

Weather / Track : Bright / Dry

Oulton Park International  
 Circuit Length = 2.6920 miles  
 Start: 15:35 Flag 16:36 End: 16:38

# British GT Championship - Race 2 - Round 2

## RACE 14 - LAP CHART

LAP 6 @ 15:48:24.912			LAP 7 @ 15:50:01.490			LAP 8 @ 15:51:37.534			LAP 9 @ 15:53:13.383			LAP 10 @ 15:54:49.720		
NO	BEHIND	LAP TIME	NO	BEHIND	LAP TIME	NO	BEHIND	LAP TIME	NO	BEHIND	LAP TIME	NO	BEHIND	LAP TIME
72		2:24.329	72		1:36.578	72		1:36.044	72		1:35.849	72		1:36.337
8	0.501	2:24.072	8	0.909	1:36.986	8	1.374	1:36.509	8	2.302	1:36.777	8	2.851	1:36.886
31	0.898	2:24.056	31	1.580	1:37.260	31	2.159	1:36.623	31	2.929	1:36.619	31	3.368	1:36.776
6	1.291	2:24.016	6	2.093	1:37.380	6	2.676	1:36.627	6	3.543	1:36.716	6	4.108	1:36.902
2	1.788	2:23.199	2	2.476	1:37.266	2	3.487	1:37.055	2	4.122	1:36.484	2	4.656	1:36.871
69	2.407	2:23.160	69	2.992	1:37.163	69	4.061	1:37.113	69	5.011	1:36.799	69	5.539	1:36.865
9	3.211	2:23.320	9	3.394	1:36.761	9	4.553	1:37.203	9	5.452	1:36.748	9	6.150	1:37.035
96	3.685	2:23.053	96	4.447	1:37.340	96	5.736	1:37.333	96	7.419	1:37.532	96	8.465	1:37.383
47	4.390	2:22.654	47	4.969	1:37.157	47	6.291	1:37.366	47	8.071	1:37.629	47	8.971	1:37.237
3	4.716	2:21.804	3	5.231	1:37.093	3	6.732	1:37.545	3	8.337	1:37.454	3	9.425	1:37.425
99	5.128	2:21.002	99	5.985	1:37.435	99	7.459	1:37.518	99	8.835	1:37.225	99	10.645	1:38.147
7	5.606	2:20.558	7	6.830	1:37.802	7	8.537	1:37.751	7	10.198	1:37.510	7	12.095	1:38.234
18	6.492	2:20.435	18	11.638	1:41.724	18	16.724	1:41.130	18	21.820	1:40.945	18	26.180	1:40.697
15	8.292	2:21.295	15	16.332	1:44.618	15	25.057	1:44.769	15	34.126	1:44.918	15	42.795	1:45.006
66	8.724	2:20.382	66	17.287	1:45.141	66	26.478	1:45.235	66	36.062	1:45.433	66	45.101	1:45.376
44	9.191	2:18.924	44	18.092	1:45.479	44	27.602	1:45.554	44	37.249	1:45.496	44	46.681	1:45.769
11	9.833	2:18.772	11	19.347	1:46.092	11	29.279	1:45.976	11	39.138	1:45.708	4	49.032	1:45.862
4	10.090	2:18.333	4	19.691	1:46.179	4	29.938	1:46.291	4	39.507	1:45.418	11	49.473	1:46.672
5	10.644	2:18.287	58	20.539	1:46.081	58	30.201	1:45.706	58	40.336	1:45.984	58	49.845	1:45.846
58	11.036	2:18.050	5	20.850	1:46.784	5	30.861	1:46.055	5	40.886	1:45.874	5	50.407	1:45.858
43	11.697	2:18.209	43	21.194	1:46.075	43	31.194	1:46.044	43	41.210	1:45.865	43	50.793	1:45.920
95	12.320	2:18.103	95	21.667	1:45.925	95	31.999	1:46.376	19	43.496	1:46.210	19	53.030	1:45.871
42	12.770	2:18.027	42	22.122	1:45.930	42	32.151	1:46.073	62	46.800	1:46.781	62	58.638	1:48.175
19	13.394	2:17.524	19	22.984	1:46.168	19	33.135	1:46.195	20	47.043	1:46.735	20	59.195	1:48.489
62	13.735	2:17.004	62	24.572	1:47.415	62	35.868	1:47.340	23	47.504	1:46.446	23	59.567	1:48.400
20	14.241	2:16.482	20	24.688	1:47.025	20	36.157	1:47.513	57	48.223	1:47.371	57	59.784	1:47.898
57	15.161	2:16.616	57	25.270	1:46.687	57	36.701	1:47.475	61	48.976	1:47.278	61	1:00.479	1:47.840
23	15.652	2:15.898	23	25.441	1:46.367	23	36.907	1:47.510	75	49.495	1:47.415	75	1:00.695	1:47.537
61	17.010	2:16.717	61	27.120	1:46.688	61	37.547	1:46.471	35	51.003	1:47.300	35	1:01.253	1:46.587
75	17.791	2:16.673	75	27.641	1:46.428	75	37.929	1:46.332	97	51.403	1:47.551	97	1:01.700	1:46.634
35	18.664	2:16.969	35	28.885	1:46.799	35	39.552	1:46.711	32	52.374	1:47.626	32	1:02.247	1:46.210
97	19.359	2:16.608	97	29.060	1:46.279	97	39.701	1:46.685	95	52.997	1:56.847	95	1:03.302	1:46.642
32	20.053	2:16.598	32	30.597	1:47.122	32	40.597	1:46.044						

Weather / Track : Bright / Dry

Oulton Park International  
 Circuit Length = 2.6920 miles  
 Start: 15:35 Flag 16:36 End: 16:38

# British GT Championship - Race 2 - Round 2

## RACE 14 - LAP CHART

LAP 11 @ 15:56:25.792			LAP 12 @ 15:58:01.986			LAP 13 @ 15:59:38.161			LAP 14 @ 16:01:14.621			LAP 15 @ 16:02:55.874		
NO	BEHIND	LAP TIME	NO	BEHIND	LAP TIME	NO	BEHIND	LAP TIME	NO	BEHIND	LAP TIME	NO	BEHIND	LAP TIME
72		1:36.072	72		1:36.194	72		1:36.175	72		1:36.460	72		1:41.253
8	3.671	1:36.892	8	4.128	1:36.651	8	4.852	1:36.899	8	5.215	1:36.823	23	1 Lap	1:46.915
31	4.049	1:36.753	31	4.508	1:36.653	31	5.127	1:36.794	31	5.565	1:36.898	8	2.798	1:38.836
6	5.186	1:37.150	6	5.608	1:36.616	6	6.009	1:36.576	2	7.032	1:36.798	57	1 Lap	1:47.198
2	5.618	1:37.034	2	6.225	1:36.801	2	6.694	1:36.644	69	8.312	1:37.135	75	1 Lap	1:48.346
69	6.256	1:36.789	69	6.864	1:36.802	69	7.637	1:36.948	9	8.717	1:36.925	2	5.221	1:39.442
9	6.832	1:36.754	9	7.607	1:36.969	9	8.252	1:36.820	6	9.552	1:40.003 P	35	1 Lap	1:48.465
96	9.956	1:37.563	96	11.356	1:37.594	47	13.194	1:37.374	47	13.593	1:36.859	31	5.933	1:41.621 P
47	10.426	1:37.527	47	11.995	1:37.763	3	13.585	1:37.486	3	14.223	1:37.098	9	6.312	1:38.848
3	10.748	1:37.395	3	12.274	1:37.720	99	14.048	1:37.488	99	14.879	1:37.291	95	1 Lap	1:49.117
99	11.650	1:37.077	99	12.735	1:37.279	96	15.866	1:40.685 P	7	22.812	1:42.278 P	69	7.952	1:40.893 P
7	14.078	1:38.055	7	15.603	1:37.719	7	16.994	1:37.566	18	50.862	1:47.826 P	32	1 Lap	1:49.850
18	30.789	1:40.681	18	35.167	1:40.572	18	39.496	1:40.504	15	1:18.416	1:45.288	97	1 Lap	1:53.610 P
15	51.707	1:44.984	15	1:00.690	1:45.177	15	1:09.588	1:45.073	66	1:21.148	1:45.122	3	11.368	1:38.398
66	54.331	1:45.302	66	1:03.530	1:45.393	66	1:12.486	1:45.131	44	1:23.392	1:45.347	47	12.470	1:40.130 P
44	56.187	1:45.578	44	1:05.356	1:45.363	44	1:14.505	1:45.324	4	1:26.443	1:45.508	99	12.677	1:39.051
4	58.556	1:45.596	4	1:08.038	1:45.676	4	1:17.395	1:45.532	11	1:28.370	1:45.907	61	1 Lap	1:57.838
11	59.605	1:46.204	11	1:09.274	1:45.863	11	1:18.923	1:45.824	58	1:28.872	1:45.446	6	1:18.374	2:50.075
58	59.949	1:46.176	58	1:09.630	1:45.875	58	1:19.886	1:46.431	5	1:30.135	1:46.188	15	1:22.842	1:45.679
5	1:00.659	1:46.324	5	1:10.501	1:46.036	5	1:20.407	1:46.081	43	1:30.586	1:46.116	66	1:25.270	1:45.375
43	1:01.008	1:46.287	43	1:10.852	1:46.038	43	1:20.930	1:46.253	19	1:31.699	1:45.841	44	1:27.984	1:45.845
19	1:02.933	1:45.975	19	1:12.567	1:45.828	19	1:22.318	1:45.926	96	1:33.923	2:54.517	4	1:30.776	1:45.586
62	1:09.740	1:47.174	20	1:18.886	1:45.197	20	1:27.682	1:44.971	20	1:36.876	1:45.654	11	1:32.908	1:45.791
20	1:09.883	1:46.760	62	1:21.633	1:48.087	62	1:33.378	1:47.920				58	1:33.474	1:45.855
23	1:10.085	1:46.590	23	1:21.805	1:47.914	23	1:33.455	1:47.825				96	1:33.788	1:41.118
57	1:10.483	1:46.771	57	1:21.864	1:47.575	57	1:33.542	1:47.853				5	1:34.937	1:46.055
61	1:11.352	1:46.945	61	1:22.775	1:47.617	61	1:34.013	1:47.413				43	1:35.402	1:46.069
75	1:11.703	1:47.080	75	1:23.148	1:47.639	75	1:34.408	1:47.435				19	1:37.020	1:46.574
35	1:12.210	1:47.029	35	1:23.655	1:47.639	35	1:34.667	1:47.187						
97	1:12.621	1:46.993	97	1:24.074	1:47.647	97	1:35.225	1:47.326						
32	1:13.494	1:47.319	32	1:24.560	1:47.260	32	1:35.874	1:47.489						
95	1:13.707	1:46.477	95	1:24.832	1:47.319	95	1:36.104	1:47.447						

Weather / Track : Bright / Dry

Oulton Park International  
 Circuit Length = 2.6920 miles  
 Start: 15:35 Flag 16:36 End: 16:38

# British GT Championship - Race 2 - Round 2

## RACE 14 - LAP CHART

LAP 16 @ 16:04:36.222			LAP 17 @ 16:06:18.092			LAP 18 @ 16:09:13.171			LAP 19 @ 16:11:46.860			LAP 20 @ 16:14:27.004		
NO	BEHIND	LAP TIME	NO	BEHIND	LAP TIME	NO	BEHIND	LAP TIME	NO	BEHIND	LAP TIME	NO	BEHIND	LAP TIME
8		1:37.550	8		1:41.870 P	8		2:55.079	8		2:33.689	8		2:40.144
72	0.180	1:40.528 P	43	1 Lap	1:46.968	69	0.853	1:41.775	69	0.691	2:33.527	69	0.576	2:40.029
20	1 Lap	1:45.952	19	1 Lap	1:46.218	6	1.381	1:41.171	6	1.409	2:33.717	6	1.508	2:40.243
2	3.868	1:38.995 P	5	1 Lap	1:49.365 P	72	1.945	1:40.828	72	2.281	2:34.025	72	2.122	2:39.985
9	7.259	1:41.295 P	20	1 Lap	1:45.621	97	1 Lap	1:52.029 P	99	3.410	2:22.560	99	2.891	2:39.625
7	1 Lap	3:06.918	7	1 Lap	1:38.835	99	14.539	3:00.255	31	3.892	2:22.328	31	3.626	2:39.878
23	1 Lap	1:46.639	99	9.363	1:40.445 P	31	15.253	1:49.384	3	4.745	2:21.246	3	4.545	2:39.944
99	10.788	1:38.459	23	1 Lap	1:46.521	3	17.188	1:42.712	9	5.528	2:20.983	9	5.210	2:39.826
75	1 Lap	1:46.969	75	1 Lap	1:46.295	9	18.234	1:42.733	96	6.420	2:20.987	96	6.461	2:40.185
95	1 Lap	1:46.843	95	1 Lap	1:46.247	96	19.122	1:43.110	47	7.360	2:16.256	47	7.840	2:40.624
57	1 Lap	1:51.686 P	32	1 Lap	1:46.168	47	24.793	1:41.749	7	8.159	2:09.432	7	8.651	2:40.636
32	1 Lap	1:46.881	18	1 Lap	1:42.718	15	27.236	1:49.423 P	5	1 Lap	1:51.555	5	1 Lap	2:34.228
3	15.326	1:44.306 P	69	1:14.157	1:40.376	66	29.013	1:49.100 P	18	16.436	1:51.507	18	11.038	2:34.746
35	1 Lap	1:51.527 P	6	1:15.289	1:41.167	7	32.416	1:43.111	19	1 Lap	4:00.094	4	1 Lap	4:48.593
18	1 Lap	2:54.741	72	1:16.196	2:57.886	44	32.621	1:50.094 P	23	1 Lap	3:50.089	58	1 Lap	4:45.710
61	1 Lap	1:51.038 P	97	1 Lap	1:47.121	4	36.640	1:50.358 P	32	1 Lap	3:44.735	19	1 Lap	2:31.395
97	1 Lap	2:40.385	31	1:20.948	1:38.291	11	39.104	1:50.276 P	43	1 Lap	4:16.367	23	1 Lap	2:30.387
69	1:15.651	2:48.047	3	1:29.555	2:56.099	58	40.251	1:50.822 P	75	1 Lap	4:07.343	32	1 Lap	2:31.733
6	1:15.992	1:37.966	9	1:30.580	3:05.191	20	46.958	1:51.530 P	95	1 Lap	4:04.728	75	1 Lap	2:14.883
31	1:24.527	2:58.942	96	1:31.091	1:39.745	5	1 Lap	3:51.153	35	1 Lap	1:58.525	95	1 Lap	2:15.328
15	1:28.700	1:46.206	15	1:32.892	1:46.062	18	58.618	1:46.348	57	1 Lap	1:52.766	35	1 Lap	2:15.500
66	1:30.698	1:45.776	66	1:34.992	1:46.164	35	1 Lap	1:49.337	61	1 Lap	1:50.316	43	1 Lap	2:17.261 P
96	1:33.216	1:39.776	44	1:37.606	1:46.095	57	1 Lap	1:47.661	66	1:30.876	3:35.552	57	1 Lap	2:15.351
44	1:33.381	1:45.745	47	1:38.123	1:40.783	61	1 Lap	1:49.850	97	1 Lap	3:55.002	61	1 Lap	2:10.563
4	1:36.566	1:46.138	4	1:41.361	1:46.665	SC	15 Laps	25:46.662	44	1:39.239	3:40.307	66	38.820	1:48.088
11	1:38.915	1:46.355	11	1:43.907	1:46.862				15	1:43.408	3:49.861	97	1 Lap	1:48.399
47	1:39.210	3:07.088	7	1:44.384	1:39.290				11	1:45.494	3:40.079	44	48.329	1:49.234
58	1:40.258	1:47.132	58	1:44.508	1:46.120				20	1:50.372	3:37.103	15	52.756	1:49.492
			20	1:50.507	1:45.529				SC	15 Laps	2:40.408	11	55.604	1:50.254
			19	1:51.252	1:50.232 P							20	59.944	1:49.716
			43	1:55.894	1:55.742 P							2	3 Laps	12:19.796 P
			23	2:03.281	1:49.682 P							SC	15 Laps	2:44.609
			75	2:05.374	1:49.287 P									
			18	2:07.349	1:42.499									
			95	2:08.440	1:50.060 P									
			32	2:09.603	1:50.761 P									
			35	1 Lap	3:51.032									
			57	1 Lap	4:01.552									
			61	1 Lap	3:57.095									

Weather / Track : Bright / Dry

Oulton Park International  
 Circuit Length = 2.6920 miles  
 Start: 15:35 Flag 16:36 End: 16:38



# British GT Championship - Race 2 - Round 2

## RACE 14 - LAP CHART

LAP 21 @ 16:17:11.414			LAP 22 @ 16:19:48.127			LAP 23 @ 16:21:30.202			LAP 24 @ 16:23:11.281			LAP 25 @ 16:24:52.607		
NO	BEHIND	LAP TIME	NO	BEHIND	LAP TIME	NO	BEHIND	LAP TIME	NO	BEHIND	LAP TIME	NO	BEHIND	LAP TIME
8		2:44.410	8		2:36.713	8		1:42.075	8		1:41.079	69		1:41.239
69	0.668	2:44.502	69	0.249	2:36.294	69	0.339	1:42.165	69	0.087	1:40.827	8	1.024	1:42.350
6	1.598	2:44.500	6	0.486	2:35.601	6	0.780	1:42.369	6	0.322	1:40.621	6	1.722	1:42.726
72	2.273	2:44.561	72	0.886	2:35.326	72	1.264	1:42.453	72	0.736	1:40.551	99	2.329	1:41.802
99	3.272	2:44.791	99	1.661	2:35.102	31	2.038	1:42.161	99	1.853	1:40.792	72	2.863	1:43.453
31	3.954	2:44.738	31	1.952	2:34.711	99	2.140	1:42.554	3	2.148	1:40.570	3	3.048	1:42.226
3	4.697	2:44.562	3	2.448	2:34.464	3	2.657	1:42.284	9	2.816	1:40.808	47	3.857	1:41.788
9	5.374	2:44.574	9	3.050	2:34.389	9	3.087	1:42.112	47	3.395	1:41.092	96	4.177	1:41.721
96	6.862	2:44.811	96	3.688	2:33.539	47	3.382	1:41.168	96	3.782	1:40.948	7	4.565	1:41.839
47	7.915	2:44.485	47	4.289	2:33.087	96	3.913	1:42.300	7	4.052	1:40.705	18	7.644	1:41.674
7	9.442	2:45.201	7	4.845	2:32.116	7	4.426	1:41.656	18	7.296	1:41.732	9	8.334	1:46.844 P
5	1 Lap	2:44.529	5	1 Lap	2:32.508	18	6.643	1:42.585	5	1 Lap	1:45.358	5	1 Lap	1:45.488
18	10.931	2:44.303	18	6.133	2:31.915	5	1 Lap	1:46.299	58	1 Lap	1:45.685	58	1 Lap	1:45.796
4	1 Lap	2:44.322	4	1 Lap	2:32.440	4	1 Lap	1:45.744	19	1 Lap	1:46.041	19	1 Lap	1:46.110
58	1 Lap	2:44.456	58	1 Lap	2:32.103	58	1 Lap	1:46.070	4	1 Lap	1:48.084 P	23	1 Lap	1:46.721
19	1 Lap	2:44.197	19	1 Lap	2:31.174	19	1 Lap	1:46.426	23	1 Lap	1:46.881	32	1 Lap	1:47.251
23	1 Lap	2:43.976	23	1 Lap	2:30.811	23	1 Lap	1:47.037	32	1 Lap	1:46.956	75	1 Lap	1:47.413
32	1 Lap	2:42.764	32	1 Lap	2:30.511	32	1 Lap	1:47.703	75	1 Lap	1:47.322	35	1 Lap	1:47.323
75	1 Lap	2:41.903	75	1 Lap	2:30.439	95	1 Lap	1:47.588	35	1 Lap	1:47.483	57	1 Lap	1:47.324
95	1 Lap	2:41.564	95	1 Lap	2:30.037	75	1 Lap	1:48.821	57	1 Lap	1:47.372	61	1 Lap	1:47.447
35	1 Lap	2:41.419	35	1 Lap	2:29.932	35	1 Lap	1:48.685	95	1 Lap	1:49.772 P	66	32.458	1:47.663
57	1 Lap	2:41.360	57	1 Lap	2:29.591	57	1 Lap	1:48.687	61	1 Lap	1:48.049	97	1 Lap	1:47.990
61	1 Lap	2:41.353	61	1 Lap	2:29.488	61	1 Lap	1:48.931	66	26.121	1:48.164	44	33.429	1:48.002
66	19.560	2:25.150	66	12.190	2:29.343	66	19.036	1:48.921	97	1 Lap	1:48.017	15	33.572	1:47.988
97	1 Lap	2:21.622	97	1 Lap	2:28.917	97	1 Lap	1:49.264	44	26.753	1:47.927	20	34.052	1:47.816
44	21.194	2:17.275	44	12.923	2:28.442	44	19.905	1:49.057	15	26.910	1:47.946	11	34.356	1:47.809
15	22.464	2:14.118	15	13.161	2:27.410	15	20.043	1:48.957	20	27.562	1:47.954	4	1 Lap	2:06.997
11	23.213	2:12.019	11	13.561	2:27.061	11	20.503	1:49.017	11	27.873	1:48.449	95	1 Lap	2:19.828
20	24.178	2:08.644	20	13.794	2:26.329	20	20.687	1:48.968	43	3 Laps	7:02.199	31	1:36.061	1:38.134
43	1 Lap	2:57.141 P							31	1:39.253	3:18.294			

Weather / Track : Bright / Dry

Oulton Park International  
 Circuit Length = 2.6920 miles  
 Start: 15:35 Flag 16:36 End: 16:38

# British GT Championship - Race 2 - Round 2

## RACE 14 - LAP CHART

LAP 26 @ 16:26:31.996			LAP 27 @ 16:28:12.393			LAP 28 @ 16:29:51.997			LAP 29 @ 16:31:32.011			LAP 30 @ 16:33:12.492		
NO	BEHIND	LAP TIME	NO	BEHIND	LAP TIME	NO	BEHIND	LAP TIME	NO	BEHIND	LAP TIME	NO	BEHIND	LAP TIME
69		1:39.389	69		1:40.397	69		1:39.604	69		1:40.014	69		1:40.481
8	2.426	1:40.791	8	2.468	1:40.439	8	3.667	1:40.803	8	4.505	1:40.852	8	4.407	1:40.383
6	2.497	1:40.164	99	3.486	1:39.662	99	4.266	1:40.384	99	4.881	1:40.629	99	5.344	1:40.944
99	4.221	1:41.281	72	3.938	1:39.847	72	4.428	1:40.094	72	5.449	1:41.035	72	5.642	1:40.674
72	4.488	1:41.014	3	4.813	1:40.364	3	4.767	1:39.558	3	5.966	1:41.213	3	6.164	1:40.679
3	4.846	1:41.187	47	5.114	1:40.377	47	4.977	1:39.467	47	6.294	1:41.331	47	6.569	1:40.756
47	5.134	1:40.666	96	5.608	1:40.690	96	5.159	1:39.155	7	6.656	1:41.147	7	6.822	1:40.647
96	5.315	1:40.527	7	5.859	1:40.547	7	5.523	1:39.268	96	6.956	1:41.811	96	7.086	1:40.611
7	5.709	1:40.533	18	11.059	1:41.812	18	12.400	1:40.945	6	13.599	1:40.279	6	11.282	1:38.164
43	4 Laps	1:51.106	6	13.929	1:51.829	6	13.334	1:39.009	18	14.137	1:41.751	18	14.986	1:41.330
18	9.644	1:41.389	43	4 Laps	1:48.475	95	2 Laps	2:27.254	95	2 Laps	1:46.565	9	28.498	1:39.069
5	1 Lap	1:45.538	5	1 Lap	1:45.680	43	4 Laps	1:48.156	9	29.910	1:38.820	95	2 Laps	1:47.087
58	1 Lap	1:45.968	9	32.345	1:39.244	9	31.104	1:38.363	43	4 Laps	1:48.661	43	4 Laps	1:48.478
19	1 Lap	1:46.237	58	1 Lap	1:46.221	5	1 Lap	1:45.873	5	1 Lap	1:45.830	5	1 Lap	1:45.809
9	33.498	2:04.553	19	1 Lap	1:47.020	58	1 Lap	1:46.085	58	1 Lap	1:45.931	58	1 Lap	1:45.921
32	1 Lap	1:47.182	32	1 Lap	1:47.797	19	1 Lap	1:46.231	19	1 Lap	1:46.318	19	1 Lap	1:46.079
23	1 Lap	1:50.255 P	75	1 Lap	1:47.173	32	1 Lap	1:47.377	32	1 Lap	1:46.315	32	1 Lap	1:46.814
75	1 Lap	1:47.281	35	1 Lap	1:47.441	75	1 Lap	1:46.793	75	1 Lap	1:46.689	75	1 Lap	1:46.728
35	1 Lap	1:47.090	57	1 Lap	1:47.279	35	1 Lap	1:47.248	35	1 Lap	1:47.055	35	1 Lap	1:46.846
57	1 Lap	1:47.282	61	1 Lap	1:47.493	57	1 Lap	1:47.315	57	1 Lap	1:47.080	57	1 Lap	1:46.893
61	1 Lap	1:47.296	66	47.149	1:47.250	61	1 Lap	1:48.124	61	1 Lap	1:48.553	61	1 Lap	1:48.756
66	40.296	1:47.227	97	1 Lap	1:47.321	97	1 Lap	1:47.696	15	1:03.792	1:47.816	15	1:12.087	1:48.776
97	1 Lap	1:47.066	15	47.934	1:46.833	15	55.990	1:47.660	20	1:04.197	1:47.731	20	1:12.298	1:48.582
44	41.182	1:47.142	20	48.528	1:46.921	20	56.480	1:47.556	11	1:04.550	1:47.780	11	1:12.627	1:48.558
15	41.498	1:47.315	11	49.297	1:47.320	11	56.784	1:47.091	97	1 Lap	1:49.347	97	1 Lap	1:48.446
20	42.004	1:47.341	44	55.594	1:54.809	66	1:02.039	1:54.494	4	1 Lap	1:45.764	4	1 Lap	1:45.809
11	42.374	1:47.407	4	1 Lap	1:46.534	4	1 Lap	1:46.121	66	1:10.629	1:48.604	66	1:17.505	1:47.357
4	1 Lap	1:45.605	23	1 Lap	2:07.741	44	1:03.952	1:47.962	44	1:11.337	1:47.399	44	1:18.235	1:47.379
95	1 Lap	1:49.363 P	31	1:30.844	1:37.252	23	1 Lap	1:46.974	23	1 Lap	1:47.848	31	1:24.494	1:38.205
31	1:33.989	1:37.317				31	1:28.833	1:37.593	31	1:26.770	1:37.951	23	1 Lap	1:48.398

Weather / Track : Bright / Dry

# British GT Championship - Race 2 - Round 2

## RACE 14 - LAP CHART

LAP 31 @ 16:34:53.062			LAP 32 @ 16:36:35.327		
NO	BEHIND	LAP TIME	NO	BEHIND	LAP TIME
69		1:40.570	69		1:42.265
8	4.150	1:40.313	8	2.013	1:40.128
99	5.236	1:40.462	99	3.830	1:40.859
72	5.550	1:40.478	72	4.025	1:40.740
3	5.976	1:40.382	3	4.613	1:40.902
47	6.516	1:40.517	96	5.328	1:40.662
7	6.703	1:40.451	6	5.838	1:39.212
96	6.931	1:40.415	11	1 Lap	2:23.182
6	8.891	1:38.179	18	16.394	1:42.714
18	15.945	1:41.529	9	23.481	1:39.268
9	26.478	1:38.550	95	2 Laps	1:46.783
95	2 Laps	1:46.525	43	4 Laps	1:48.786
43	4 Laps	1:48.276	5	1 Lap	1:46.456
5	1 Lap	1:45.840	58	1 Lap	1:46.983
58	1 Lap	1:46.105	19	1 Lap	1:48.319
19	1 Lap	1:46.140	32	1 Lap	1:48.370
32	1 Lap	1:46.212	75	1 Lap	1:47.731
75	1 Lap	1:46.758	35	1 Lap	1:48.194
35	1 Lap	1:46.642	57	1 Lap	1:48.379
57	1 Lap	1:46.648	15	1:23.666	1:47.602
15	1:18.329	1:46.812	20	1:26.277	1:48.048
61	1 Lap	1:48.809	61	1 Lap	1:51.064
20	1:20.494	1:48.766	31	1:29.005	1:46.214
4	1 Lap	1:48.126	4	1 Lap	1:51.098
31	1:25.056	1:41.132	44	1:31.887	1:47.907
66	1:26.117	1:49.182	66	1:33.805	1:49.953
44	1:26.245	1:48.580	97	1 Lap	1:48.098
97	1 Lap	1:55.577	23	1 Lap	1:49.311
23	1 Lap	1:49.086			

Weather / Track : Bright / Dry

Results can be found at [www.tsl-timing.com](http://www.tsl-timing.com)

Page 7 of 7

Oulton Park International  
Circuit Length = 2.6920 miles  
Start: 15:35 Flag 16:36 End: 16:38

Printed - 17:07 Monday, 22 April 2019

# British GT Championship - Race 2 - Round 2

## RACE 14 - POSITION CHART

No	Name	Lap Pos	1	2	3	4	5	6	7	8	9	10	11	12	13	14	15	16	17	18	19	20	21	22	23	24	25	26	27	28	29	30	31	32				
			72	Barwell Motorsport	1	72	72	72	72	72	72	72	72	72	72	72	72	72	72	72	8	8	8	8	8	8	8	8	8	69	69	69	69	69	69	69	69	69
6	RAM Racing	2	8	8	8	8	8	8	8	8	8	8	8	8	8	8	8	72	99	69	69	69	69	69	69	69	69	8	8	8	8	8	8	8	8	8		
8	Team ABBA Racing	3	31	31	31	31	31	31	31	31	31	31	31	31	31	2	2	69	6	6	6	6	6	6	6	6	6	6	6	99	99	99	99	99	99	99		
31	JRM Racing	4	6	6	6	6	6	6	6	6	6	6	6	6	6	2	31	9	6	72	72	72	72	72	72	72	99	99	72	72	72	72	72	72	72	72		
69	Barwell Motorsport	5	2	2	2	2	2	2	2	2	2	2	2	2	2	69	9	99	72	99	99	99	99	99	99	99	99	31	99	72	72	3	3	3	3	3		
2	TF Sport	6	69	69	69	69	69	69	69	69	69	69	69	69	69	9	69	3	31	31	31	31	31	31	31	31	31	99	3	3	3	3	47	47	47	47	47	96
99	Beechdean AMR	7	9	9	9	9	9	9	9	9	9	9	9	9	9	6	3	69	3	3	3	3	3	3	3	3	3	3	9	47	47	96	96	7	7	7	6	
9	Century Motorsport	8	96	96	96	96	96	96	96	96	96	96	96	96	96	47	47	6	9	9	9	9	9	9	9	9	9	9	9	47	96	96	7	7	96	96	96	18
3	Century Motorsport	9	47	47	47	47	47	47	47	47	47	47	47	47	3	3	99	31	96	96	96	96	96	96	96	96	96	96	47	96	7	7	18	18	6	6	6	9
47	TF Sport	10	3	3	3	3	3	3	3	3	3	3	3	3	3	99	99	6	15	15	47	47	47	47	47	47	47	47	96	7	18	18	6	6	18	18	18	15
96	Optimum Motorsport	11	99	99	99	99	99	99	99	99	99	99	99	99	96	7	15	66	66	15	7	7	7	7	7	7	7	7	7	18	9	9	9	9	9	9	9	20
7	Team Parker Racing	12	7	7	7	7	7	7	7	7	7	7	7	7	7	18	66	96	44	66	18	18	18	18	18	18	18	18	18	66	66	66	66	15	15	15	15	31
18	WPI Motorsport	13	18	18	18	18	18	18	18	18	18	18	18	18	18	15	44	44	47	7	66	66	66	66	66	66	66	66	66	44	44	44	15	20	20	20	44	
15	Multimatic Motorsports	14	15	15	15	15	15	15	15	15	15	15	15	15	15	66	4	4	4	44	44	44	44	44	44	44	44	44	44	44	15	15	15	20	11	11	11	66
66	Team Parker Racing	15	66	66	66	66	66	66	66	66	66	66	66	66	66	66	44	11	11	11	4	15	15	15	15	15	15	15	15	20	20	20	11	66	66	66	66	
77	Fox Motorsport	16	11	44	44	44	44	44	44	44	44	44	44	44	44	4	58	47	7	11	11	11	11	11	11	11	11	11	11	11	11	11	44	44	44	44		
11	Beechdean AMR	17	44	11	11	11	11	11	11	11	4	4	4	4	11	96	58	58	58	20	20	20	20	20	20	20	20	20	20	31	31	31	31	31	31	31	11	
97	TF Sport	18	77	4	4	4	4	4	4	4	11	11	11	11	11	58	5	43	20	20	5	5	5	5	5	5	5	5	5	5	5	5	5	5	5	5	5	
44	Invictus Games Racing	19	97	5	5	5	5	5	58	58	58	58	58	58	58	5	43	19	19	18	4	4	4	4	4	4	4	4	4	58	58	58	58	58	58	58	58	
58	HHC Motorsport	20	4	58	58	58	58	58	5	5	5	5	5	5	5	43	19	5	43	5	58	58	58	58	58	58	58	58	19	19	19	19	19	19	19	19	19	
5	Tolman Motorsport	21	5	43	43	43	43	43	43	43	43	43	43	43	43	19	20	20	23	19	19	19	19	19	19	19	19	19	4	23	32	32	32	32	32	32	32	
43	Century Motorsport	22	58	95	95	95	95	95	95	95	19	19	19	19	19	96	7	7	75	23	23	23	23	23	23	23	23	23	23	23	23	23	75	75	75	75	75	
4	Tolman Motorsport	23	43	42	42	42	42	42	42	42	62	62	62	20	20	20	23	23	18	32	32	32	32	32	32	32	32	32	75	75	35	35	35	35	35	35	35	
19	Multimatic Motorsports	24	95	19	19	19	19	19	19	19	20	20	20	62	62	23	75	75	95	43	75	75	75	75	75	75	75	75	75	35	35	57	57	57	57	57	57	
95	TF Sport	25	42	62	62	62	62	62	62	62	23	23	23	23	23	23	57	95	95	32	75	95	95	95	95	95	95	95	95	35	57	57	61	61	61	61	61	
20	Balfe Motorsport	26	19	20	20	20	20	20	20	20	57	57	57	57	57	57	75	57	32	97	95	35	35	35	35	35	35	35	35	57	61	61	97	97	97	97	4	4
42	Century Motorsport	27	62	57	57	57	57	57	57	57	61	61	61	61	61	61	35	32	18	5	35	43	57	57	57	57	57	57	95	97	97	4	4	4	4	97	97	
62	Academy Motorsport	28	20	23	23	23	23	23	23	23	23	75	75	75	75	75	95	35	97	35	57	57	61	61	61	61	61	61	61	4	4	23	23	23	23	23	23	
61	Academy Motorsport	29	57	61	61	61	61	61	61	61	35	35	35	35	35	35	32	18	35	57	61	61	97	97	97	97	97	97	95	95	95	95	95	95	95	95	95	
57	HHC Motorsport	30	61	75	75	75	75	75	75	75	97	97	97	97	97	97	97	61	57	61	97	97	43	43	43	43	43	43	43	43	43	43	43	43	43	43	43	
75	Optimum Motorsport	31	23	35	35	35	35	35	35	35	32	32	32	32	32	61	97	61	2																			
32	Track Focused	32	75	97	97	97	97	97	97	97	95	95	95	95	95																							
35	Optimum Motorsport	33	35	32	32	32	32	32	32	32																												
23	RACE Performance	34	32	SC	SC	SC	SC																															

Weather / Track : Bright / Dry

Oulton Park International  
 Circuit Length = 2.6920 miles  
 Start: 15:35 Flag 16:36 End: 16:38

# British GT Championship - Race 2 - Round 2

## RACE 14 - BEST SECTORS

SECTOR 1			SECTOR 2			SECTOR 3			IDEAL / BEST COMPARISON						
POS	NO	NAME	TIME	NO	NAME	TIME	NO	NAME	TIME	POS	NO	NAME	IDEAL	BEST	DIFF
													<b>PERFECT LAP</b>	<b>1:35.723</b>	
1	72	Barwell Motorsport	23.484	72	Barwell Motorsport	45.890	72	Barwell Motorsport	26.349	1	72	Barwell Motorsport	1:35.723	1:35.849	0.126
2	31	JRM Racing	23.491	6	RAM Racing	46.196	9	Century Motorsport	26.447	2	31	JRM Racing	1:36.356	1:36.619	0.263
3	69	Barwell Motorsport	23.562	8	Team ABBA Racing	46.259	31	JRM Racing	26.460	3	6	RAM Racing	1:36.371	1:36.576	0.205
4	8	Team ABBA Racing	23.569	2	TF Sport	46.297	3	Century Motorsport	26.531	4	2	TF Sport	1:36.431	1:36.484	0.053
5	9	Century Motorsport	23.574	31	JRM Racing	46.405	69	Barwell Motorsport	26.545	5	8	Team ABBA Racing	1:36.446	1:36.509	0.063
6	47	TF Sport	23.574	69	Barwell Motorsport	46.445	2	TF Sport	26.560	6	69	Barwell Motorsport	1:36.552	1:36.789	0.237
7	2	TF Sport	23.574	47	TF Sport	46.470	6	RAM Racing	26.582	7	9	Century Motorsport	1:36.573	1:36.748	0.175
8	99	Beechdean AMR	23.580	9	Century Motorsport	46.552	8	Team ABBA Racing	26.618	8	47	TF Sport	1:36.783	1:36.859	0.076
9	6	RAM Racing	23.593	3	Century Motorsport	46.618	7	Team Parker Racing	26.659	9	3	Century Motorsport	1:36.850	1:37.093	0.243
10	7	Team Parker Racing	23.650	99	Beechdean AMR	46.629	99	Beechdean AMR	26.675	10	99	Beechdean AMR	1:36.884	1:37.077	0.193
11	3	Century Motorsport	23.701	96	Optimum Motorsport	46.688	96	Optimum Motorsport	26.721	11	96	Optimum Motorsport	1:37.160	1:37.333	0.173
12	96	Optimum Motorsport	23.751	7	Team Parker Racing	46.860	47	TF Sport	26.739	12	7	Team Parker Racing	1:37.169	1:37.510	0.341
13	18	WPI Motorsport	24.663	18	WPI Motorsport	47.867	18	WPI Motorsport	27.496	13	18	WPI Motorsport	1:40.026	1:40.504	0.478
14	66	Team Parker Racing	25.731	15	Multimatic Motorsport	49.842	15	Multimatic Motorsport	28.801	14	15	Multimatic Motorsport	1:44.486	1:44.618	0.132
15	58	HHC Motorsport	25.749	20	Balfe Motorsport	50.045	66	Team Parker Racing	28.897	15	66	Team Parker Racing	1:44.965	1:45.122	0.157
16	15	Multimatic Motorsport	25.843	4	Tolman Motorsport	50.170	58	HHC Motorsport	28.931	16	20	Balfe Motorsport	1:44.971	1:44.971	0.000
17	44	Invictus Games Racing	25.894	44	Invictus Games Racing	50.273	20	Balfe Motorsport	28.941	17	58	HHC Motorsport	1:45.065	1:45.446	0.381
18	43	Century Motorsport	25.958	5	Tolman Motorsport	50.299	43	Century Motorsport	28.943	18	4	Tolman Motorsport	1:45.114	1:45.418	0.304
19	5	Tolman Motorsport	25.959	66	Team Parker Racing	50.337	4	Tolman Motorsport	28.960	19	44	Invictus Games Racing	1:45.156	1:45.324	0.168
20	57	HHC Motorsport	25.975	11	Beechdean AMR	50.370	5	Tolman Motorsport	28.962	20	5	Tolman Motorsport	1:45.220	1:45.358	0.138
21	19	Multimatic Motorsport	25.979	58	HHC Motorsport	50.385	42	Century Motorsport	28.963	21	43	Century Motorsport	1:45.524	1:45.865	0.341
22	4	Tolman Motorsport	25.984	95	TF Sport	50.443	44	Invictus Games Racing	28.989	22	11	Beechdean AMR	1:45.532	1:45.708	0.176
23	20	Balfe Motorsport	25.985	32	Track Focused	50.476	57	HHC Motorsport	29.001	23	19	Multimatic Motorsport	1:45.627	1:45.828	0.201
24	95	TF Sport	26.045	19	Multimatic Motorsport	50.479	11	Beechdean AMR	29.089	24	95	TF Sport	1:45.721	1:45.925	0.204
25	97	TF Sport	26.057	43	Century Motorsport	50.623	97	TF Sport	29.152	25	32	Track Focused	1:45.800	1:46.044	0.244
26	32	Track Focused	26.065	75	Optimum Motorsport	50.632	19	Multimatic Motorsport	29.169	26	42	Century Motorsport	1:45.859	1:45.930	0.071
27	75	Optimum Motorsport	26.067	42	Century Motorsport	50.650	61	Academy Motorsport	29.186	27	57	HHC Motorsport	1:45.860	1:46.648	0.788
28	11	Beechdean AMR	26.073	61	Academy Motorsport	50.779	23	RACE Performance	29.216	28	75	Optimum Motorsport	1:46.020	1:46.295	0.275
29	23	RACE Performance	26.127	35	Optimum Motorsport	50.804	95	TF Sport	29.233	29	97	TF Sport	1:46.097	1:46.279	0.182
30	61	Academy Motorsport	26.143	23	RACE Performance	50.861	32	Track Focused	29.259	30	61	Academy Motorsport	1:46.108	1:46.471	0.363
31	62	Academy Motorsport	26.200	57	HHC Motorsport	50.884	77	Fox Motorsport	29.270	31	23	RACE Performance	1:46.204	1:46.367	0.163
32	35	Optimum Motorsport	26.216	97	TF Sport	50.888	35	Optimum Motorsport	29.303	32	35	Optimum Motorsport	1:46.323	1:46.587	0.264
33	42	Century Motorsport	26.246	62	Academy Motorsport	51.115	75	Optimum Motorsport	29.321	33	62	Academy Motorsport	1:46.753	1:46.781	0.028
34				77	Fox Motorsport	52.083	62	Academy Motorsport	29.438	34	77	Fox Motorsport		1:51.222	

Weather / Track : Bright / Dry

Oulton Park International  
Circuit Length = 2.6920 miles  
Start: 15:35 Flag 16:36 End: 16:38

Results can be found at [www.tsl-timing.com](http://www.tsl-timing.com)

Printed - 16:51 Monday, 22 April 2019

# British GT Championship - Race 2 - Round 2

## RACE 14 - BEST SPEEDS

POS	INTERMEDIATE 1			INTERMEDIATE 2			FINISH LINE		
	NO	NAME	MPH	NO	NAME	MPH	NO	NAME	MPH
1	9	Century Motorsport	134.4	9	Century Motorsport	118.9	9	Century Motorsport	125.2
2	3	Century Motorsport	134.2	3	Century Motorsport	118.7	3	Century Motorsport	124.9
3	6	RAM Racing	132.6	7	Team Parker Racing	118.1	18	WPI Motorsport	124.5
4	18	WPI Motorsport	132.6	18	WPI Motorsport	117.7	31	JRM Racing	124.2
5	96	Optimum Motorsport	132.3	31	JRM Racing	117.5	7	Team Parker Racing	124.2
6	47	TF Sport	132.3	6	RAM Racing	116.9	6	RAM Racing	123.1
7	7	Team Parker Racing	132.3	99	Beechdean AMR	116.5	96	Optimum Motorsport	122.9
8	2	TF Sport	132.3	96	Optimum Motorsport	116.5	99	Beechdean AMR	122.6
9	99	Beechdean AMR	132.1	2	TF Sport	116.5	47	TF Sport	122.6
10	31	JRM Racing	132.1	47	TF Sport	116.1	2	TF Sport	122.6
11	8	Team ABBA Racing	131.5	8	Team ABBA Racing	115.9	8	Team ABBA Racing	122.4
12	69	Barwell Motorsport	131.0	69	Barwell Motorsport	115.7	72	Barwell Motorsport	122.2
13	72	Barwell Motorsport	130.0	72	Barwell Motorsport	115.5	69	Barwell Motorsport	121.7
14	58	HHC Motorsport	123.3	57	HHC Motorsport	108.7	57	HHC Motorsport	116.1
15	57	HHC Motorsport	123.1	58	HHC Motorsport	108.0	58	HHC Motorsport	114.7
16	5	Tolman Motorsport	122.6	43	Century Motorsport	107.8	20	Balfe Motorsport	114.5
17	43	Century Motorsport	122.6	20	Balfe Motorsport	107.7	4	Tolman Motorsport	114.1
18	20	Balfe Motorsport	122.2	5	Tolman Motorsport	107.3	43	Century Motorsport	113.7
19	44	Invictus Games Racing	122.2	42	Century Motorsport	107.3	42	Century Motorsport	113.5
20	15	Multimatic Motorsports	121.1	4	Tolman Motorsport	107.0	5	Tolman Motorsport	113.3
21	4	Tolman Motorsport	121.1	44	Invictus Games Racing	106.8	44	Invictus Games Racing	112.7
22	42	Century Motorsport	121.1	15	Multimatic Motorsports	105.8	15	Multimatic Motorsports	112.4
23	66	Team Parker Racing	120.6	11	Beechdean AMR	105.6	23	RACE Performance	112.2
24	77	Fox Motorsport	120.6	23	RACE Performance	105.6	97	TF Sport	111.4
25	23	RACE Performance	120.4	35	Optimum Motorsport	104.8	11	Beechdean AMR	111.2
26	11	Beechdean AMR	120.2	97	TF Sport	104.8	66	Team Parker Racing	110.9
27	61	Academy Motorsport	120.0	19	Multimatic Motorsports	104.6	35	Optimum Motorsport	110.9
28	97	TF Sport	119.6	61	Academy Motorsport	104.3	61	Academy Motorsport	110.9
29	19	Multimatic Motorsports	119.4	95	TF Sport	104.3	19	Multimatic Motorsports	110.7
30	95	TF Sport	119.1	75	Optimum Motorsport	104.2	62	Academy Motorsport	110.7
31	35	Optimum Motorsport	118.9	62	Academy Motorsport	104.2	95	TF Sport	110.0
32	62	Academy Motorsport	118.3	77	Fox Motorsport	103.7	75	Optimum Motorsport	109.6
33	75	Optimum Motorsport	118.1	66	Team Parker Racing	103.4	77	Fox Motorsport	108.9
34	32	Track Focused	116.9	32	Track Focused	102.7	32	Track Focused	108.2

Weather / Track : Bright / Dry

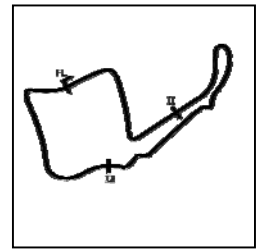
Results can be found at [www.tsl-timing.com](http://www.tsl-timing.com)

Oulton Park International  
Circuit Length = 2.6920 miles  
Start: 15:35 Flag 16:36 End: 16:38

Printed - 16:52 Monday, 22 April 2019

# British GT Championship - Race 2 - Round 2

## RACE 14 - SECTOR ANALYSIS



SECTOR 1 = FL to I1, SECTOR 2 = I1 to I2, SECTOR 3 = I2 to FL, DIFF = Difference To Personal Best Lap, P = Crossed Finish Line in Pit Lane, D = Time Disallowed

P1 69 GT3PA Barwell Motorsport				Lamborghini Huracan GT3 EVO			
IDEAL LAP TIME : 1:36.552		BEST LAP TIME : 1:36.789		DIFFERENCE : 0.237			
D1: Sam DE HAAN		D2: Jonny COCKER					
LAP	SECTOR 1	SECTOR 2	SECTOR 3	LAP TIME	MPH	DIFF	TIME OF DAY
1 - D2		<b>131.0</b>	47.458 115.1	26.611 121.5	1:40.557	96.37	3.768 15:36:53.602
2 - D2	23.668	130.0	46.509 115.3	<b>27.743 93.7</b>	<b>1:37.920</b>	98.97	1.131 <b>15:38:31.522</b>
3 - D2	39.463	74.8	1:06.416 84.9	41.659 73.9	2:27.538	65.68	50.749 15:40:59.060
4 - D2	39.650	72.3	1:09.110 61.5	42.288 77.0	2:31.048	64.16	54.259 15:43:30.108
5 - D2	40.173	64.9	1:12.316 77.0	41.562 81.9	2:34.051	62.90	57.262 15:46:04.159
6 - D2	38.088	68.1	1:07.209 84.2	37.863 121.5	2:23.160	67.69	46.371 15:48:27.319
7 - D2	23.626	130.8	46.898 <b>115.7</b>	26.639 121.5	1:37.163	99.74	0.374 15:50:04.482
8 - D2	23.686	130.0	46.758 114.7	26.669 121.5	1:37.113	99.79	0.324 15:51:41.595
9 - D2	23.719	129.3	<b>46.445 115.7</b>	26.635 120.0	1:36.799 (2)	100.11	0.010 15:53:18.394
10 - D2	23.747	130.3	46.573 <b>115.7</b>	<b>26.545 121.7</b>	1:36.865	100.04	0.076 15:54:55.259
11 - D2	<b>23.562</b>	130.5	46.575 115.5	26.652 121.3	<b>1:36.789 (1)</b>	<b>100.12</b>	<b>15:56:32.048</b>
12 - D2	23.663	130.3	46.560 115.5	26.579 121.5	1:36.802 (3)	100.11	0.013 15:58:08.850
13 - D2	23.752	129.0	46.522 115.1	26.674 121.1	1:36.948	99.96	0.159 15:59:45.798
14 - D2	23.823	130.5	46.599 114.7	26.713 120.9	1:37.135	99.77	0.346 16:01:22.933
15 - D2	23.984	128.5	47.153 115.5	IN PIT	1:40.893 P	96.05	4.104 16:03:03.826
16 - D1	OUTLAP	128.0	47.221 114.9	26.868 120.6	2:48.047	57.67	1:11.258 16:05:51.873
17 - D1	24.939	127.8	48.147 112.5	27.290 120.4	1:40.376	96.54	3.587 16:07:32.249
18 - D1	24.261	128.8	49.146 114.1	28.368 119.8	1:41.775	95.22	4.986 16:09:14.024
19 - D1	34.895	78.7	1:16.112 66.3	42.520 73.9	2:33.527	63.12	56.738 16:11:47.551
20 - D1	38.761	77.3	1:18.483 68.6	42.785 76.8	2:40.029	60.55	1:03.240 16:14:27.580
21 - D1	39.967	70.4	1:20.249 72.0	44.286 93.0	2:44.502	58.91	1:07.713 16:17:12.082
22 - D1	39.399	73.9	1:16.034 55.6	40.861 117.3	2:36.294	62.00	59.505 16:19:48.376
23 - D1	25.309	128.0	49.142 113.9	27.714 120.9	1:42.165	94.85	5.376 16:21:30.541
24 - D1	24.550	129.3	48.732 113.9	27.545 120.6	1:40.827	96.11	4.038 16:23:11.368
25 - D1	24.931	129.5	48.908 114.7	27.400 121.1	1:41.239	95.72	4.450 16:24:52.607
26 - D1	24.253	129.3	48.227 115.1	26.909 121.3	1:39.389	97.50	2.600 16:26:31.996
27 - D1	24.446	126.1	48.079 114.5	27.872 121.1	1:40.397	96.52	3.608 16:28:12.393
28 - D1	24.443	128.8	47.977 115.1	27.184 120.9	1:39.604	97.29	2.815 16:29:51.997
29 - D1	24.531	129.0	47.846 114.9	27.637 121.1	1:40.014	96.89	3.225 16:31:32.011
30 - D1	24.406	128.5	48.503 112.5	27.572 121.1	1:40.481	96.44	3.692 16:33:12.492
31 - D1	24.288	129.5	48.466 112.5	27.816 120.4	1:40.570	96.36	3.781 16:34:53.062
32 - D1	24.504	128.5	49.292 114.1	28.469 120.4	1:42.265	94.76	5.476 16:36:35.327

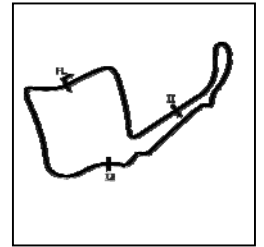
P2 8 GT3PA Team ABBA Racing				Mercedes-AMG GT3			
IDEAL LAP TIME : 1:36.446		BEST LAP TIME : 1:36.509		DIFFERENCE : 0.063			
D1: Richard NEARY		D2: Adam CHRISTODOULOU					
LAP	SECTOR 1	SECTOR 2	SECTOR 3	LAP TIME	MPH	DIFF	TIME OF DAY
1 - D2		129.3	46.477 114.7	26.734 120.9	1:38.614	98.27	2.105 15:36:51.659
2 - D2	23.858	130.0	46.480 114.9	27.053 94.7	1:37.391	99.50	0.882 15:38:29.050
3 - D2	38.639	84.8	1:06.789 85.9	41.331 73.9	2:26.759	66.03	50.250 15:40:55.809
4 - D2	39.412	77.0	1:09.799 59.9	42.450 62.7	2:31.661	63.90	55.152 15:43:27.470
5 - D2	38.789	64.1	1:12.867 66.1	42.215 74.2	2:33.871	62.98	57.362 15:46:01.341
6 - D2	36.907	93.3	1:08.262 68.3	38.903 <b>122.4</b>	2:24.072	67.26	47.563 15:48:25.413
7 - D2	23.996	130.3	46.327 115.3	26.663 122.0	1:36.986	99.92	0.477 15:50:02.399
8 - D2	23.592	130.3	<b>46.259 115.7</b>	26.658 121.5	<b>1:36.509 (1)</b>	<b>100.41</b>	<b>15:51:38.908</b>
9 - D2	<b>23.569</b>	130.8	46.590 115.5	<b>26.618 121.5</b>	1:36.777 (3)	100.14	0.268 15:53:15.685
10 - D2	23.647	130.8	46.621 115.3	<b>26.618 121.7</b>	1:36.886	100.02	0.377 15:54:52.571
11 - D2	23.591	130.5	46.533 115.1	26.768 121.3	1:36.892	100.02	0.383 15:56:29.463
12 - D2	23.650	130.3	46.308 115.5	26.693 121.5	1:36.651 (2)	100.27	0.142 15:58:06.114
13 - D2	23.664	130.8	46.467 115.1	26.768 121.5	1:36.899	100.01	0.390 15:59:43.013
14 - D2	23.655	130.8	46.450 115.5	26.718 121.5	1:36.823	100.09	0.314 16:01:19.836
15 - D2	23.951	130.8	47.787 114.5	27.098 121.5	1:38.836	98.05	2.327 16:02:58.672
16 - D2	23.938	130.5	46.656 <b>115.9</b>	26.956 121.5	1:37.550	99.34	1.041 16:04:36.222
17 - D2	23.778	<b>131.5</b>	48.082 115.5	IN PIT	1:41.870 P	95.13	5.361 16:06:18.092
18 - D1	OUTLAP	127.8	50.379 106.6	29.712 115.1	2:55.079	55.35	1:18.570 16:09:13.171
19 - D1	34.695	77.7	1:16.251 63.4	42.743 72.3	2:33.689	63.05	57.180 16:11:46.860
20 - D1	38.682	68.4	1:18.340 77.4	43.122 73.4	2:40.144	60.51	1:03.635 16:14:27.004
21 - D1	39.946	66.7	1:20.223 72.0	44.241 75.3	2:44.410	58.94	1:07.901 16:17:11.414
22 - D1	39.258	83.6	1:16.197 59.3	41.258 116.3	2:36.713	61.84	1:00.204 16:19:48.127

Weather / Track : Bright / Dry

Oulton Park International  
Circuit Length = 2.6920 miles  
Start: 15:35 Flag 16:36 End: 16:38

# British GT Championship - Race 2 - Round 2

## RACE 14 - SECTOR ANALYSIS



SECTOR 1 = FL to I1, SECTOR 2 = I1 to I2, SECTOR 3 = I2 to FL, DIFF = Difference To Personal Best Lap, P = Crossed Finish Line in Pit Lane, D = Time Disallowed

23 - D1	25.204	125.2	49.143	113.7	27.728	119.8	1:42.075	94.94	5.566	16:21:30.202
24 - D1	24.696	127.5	48.566	114.3	27.817	119.8	1:41.079	95.87	4.570	16:23:11.281
25 - D1	24.854	128.8	49.816	114.1	27.680	120.0	1:42.350	94.68	5.841	16:24:53.631
26 - D1	24.634	128.8	48.459	114.9	27.698	118.9	1:40.791	96.15	4.282	16:26:34.422
27 - D1	24.707	128.5	48.357	114.9	27.375	120.0	1:40.439	96.48	3.930	16:28:14.861
28 - D1	24.666	129.0	48.557	113.9	27.580	120.2	1:40.803	96.14	4.294	16:29:55.664
29 - D1	24.639	129.0	48.865	114.9	27.348	120.0	1:40.852	96.09	4.343	16:31:36.516
30 - D1	24.696	129.3	48.296	114.1	27.391	120.6	1:40.383	96.54	3.874	16:33:16.899
31 - D1	24.654	128.8	48.258	115.1	27.401	120.4	1:40.313	96.61	3.804	16:34:57.212
32 - D1	24.503	129.3	48.246	114.9	27.379	120.6	1:40.128	96.78	3.619	16:36:37.340

### P3 99 GT3PA Beechdean AMR

### Aston Martin V8 Vantage GT3

IDEAL LAP TIME : 1:36.884

BEST LAP TIME : 1:37.077

DIFFERENCE : 0.193

D1: Andrew HOWARD

D2: Marco SØRENSEN

LAP	SECTOR 1	SECTOR 2	SECTOR 3	LAP TIME	MPH	DIFF	TIME OF DAY				
1 - D2	126.6	48.764	115.5	26.729	<b>122.6</b>	1:43.169	93.93	6.092	15:36:56.214		
2 - D2	23.728	<b>132.1</b>	46.899	114.9	28.684	89.1	1:39.311	97.58	2.234	15:38:35.525	
3 - D2	39.543	61.5	1:06.426	71.2	41.232	87.0	2:27.201	65.83	50.124	15:41:02.726	
4 - D2	40.819	88.1	1:08.883	85.1	43.047	66.9	2:32.749	63.44	55.672	15:43:35.475	
5 - D2	38.866	73.5	1:12.233	69.3	42.464	90.6	2:33.563	63.10	56.486	15:46:09.038	
6 - D2	37.543	59.8	1:07.359	69.9	36.100	122.2	2:21.002	68.73	43.925	15:48:30.040	
7 - D2	23.857	131.3	46.798	116.1	26.780	122.2	1:37.435	99.46	0.358	15:50:07.475	
8 - D2	24.064	131.0	46.720	114.9	26.734	122.4	1:37.518	99.37	0.441	15:51:44.993	
9 - D2	<b>23.580</b>	130.5	46.870	115.5	26.775	122.4	1:37.225 (2)	99.67	0.148	15:53:22.218	
10 - D2	23.890	126.8	47.258	115.1	26.999	122.2	1:38.147	98.74	1.070	15:55:00.365	
11 - D2	23.692	131.8	<b>46.629</b>	115.9	26.756	<b>122.6</b>	<b>1:37.077 (1)</b>	<b>99.83</b>		<b>15:56:37.442</b>	
12 - D2	23.733	130.8	46.744	115.5	26.802	122.0	1:37.279 (3)	99.62	0.202	15:58:14.721	
13 - D2	23.868	130.5	46.767	116.3	26.853	122.4	1:37.488	99.41	0.411	15:59:52.209	
14 - D2	23.756	130.5	46.860	114.9	<b>26.675</b>	<b>122.6</b>	1:37.291	99.61	0.214	16:01:29.500	
15 - D2	23.733	131.8	47.368	106.6	27.950	122.0	1:39.051	97.84	1.974	16:03:08.551	
16 - D2	23.894	130.0	47.118	116.3	27.447	122.0	1:38.459	98.42	1.382	16:04:47.010	
17 - D2	24.162	129.8	46.702	<b>116.5</b>	IN PIT		1:40.445	<b>P</b>	96.48	3.368	16:06:27.455
18 - D1	OUTLAP	123.8	52.155	114.9	32.170	120.2	3:00.255	53.76	1:23.178	16:09:27.710	
19 - D1	25.243	105.1	1:14.386	71.7	42.931	77.4	2:22.560	67.98	45.483	16:11:50.270	
20 - D1	38.559	81.0	1:18.463	68.1	42.603	80.0	2:39.625	60.71	1:02.548	16:14:29.895	
21 - D1	40.604	55.9	1:19.603	69.7	44.584	82.4	2:44.791	58.80	1:07.714	16:17:14.686	
22 - D1	39.554	69.6	1:15.459	52.3	40.089	119.1	2:35.102	62.48	58.025	16:19:49.788	
23 - D1	25.012	129.3	49.378	114.1	28.164	118.5	1:42.554	94.49	5.477	16:21:32.342	
24 - D1	25.036	129.3	48.320	114.7	27.436	121.5	1:40.792	96.15	3.715	16:23:13.134	
25 - D1	24.528	130.0	49.334	112.9	27.940	120.9	1:41.802	95.19	4.725	16:24:54.936	
26 - D1	24.191	130.3	48.953	115.7	28.137	121.1	1:41.281	95.68	4.204	16:26:36.217	
27 - D1	24.416	129.5	48.086	115.3	27.160	121.3	1:39.662	97.24	2.585	16:28:15.879	
28 - D1	24.240	130.0	48.213	115.3	27.931	121.1	1:40.384	96.54	3.307	16:29:56.263	
29 - D1	24.534	130.0	48.832	114.5	27.263	122.0	1:40.629	96.30	3.552	16:31:36.892	
30 - D1	24.812	129.5	48.552	113.9	27.580	121.3	1:40.944	96.00	3.867	16:33:17.836	
31 - D1	24.279	129.0	48.605	115.1	27.578	121.3	1:40.462	96.46	3.385	16:34:58.298	
32 - D1	24.319	129.0	48.767	114.3	27.773	120.6	1:40.859	96.08	3.782	16:36:39.157	

### P4 72 GT3PA Barwell Motorsport

### Lamborghini Huracan GT3 EVO

IDEAL LAP TIME : 1:35.723

BEST LAP TIME : 1:35.849

DIFFERENCE : 0.126

D1: Adam BALON

D2: Phil KEEN

LAP	SECTOR 1	SECTOR 2	SECTOR 3	LAP TIME	MPH	DIFF	TIME OF DAY			
1 - D2	128.5	45.928	114.9	<b>26.349</b>	121.3	1:37.118	99.78	1.269	15:36:50.163	
2 - D2	<b>23.484</b>	129.8	<b>45.890</b>	114.7	27.949	67.4	1:37.323	99.57	1.474	15:38:27.486
3 - D2	39.001	85.9	1:07.539	77.6	41.233	81.7	2:27.773	65.58	51.924	15:40:55.259
4 - D2	39.031	75.5	1:09.966	70.8	42.286	79.4	2:31.283	64.06	55.434	15:43:26.542
5 - D2	39.141	76.4	1:12.753	65.9	42.147	84.0	2:34.041	62.91	58.192	15:46:00.583
6 - D2	36.713	87.1	1:08.455	68.8	39.161	121.5	2:24.329	67.14	48.480	15:48:24.912
7 - D2	23.810	129.0	46.235	114.7	26.533	121.1	1:36.578	100.34	0.729	15:50:01.490
8 - D2	23.701	129.0	45.931	114.7	26.412	121.1	1:36.044 (2)	100.90	0.195	15:51:37.534
9 - D2	23.489	129.8	45.981	115.3	26.379	121.5	<b>1:35.849 (1)</b>	<b>101.11</b>		<b>15:53:13.383</b>
10 - D2	23.602	128.5	46.219	114.9	26.516	121.5	1:36.337	100.59	0.488	15:54:49.720
11 - D2	23.489	129.3	46.071	115.1	26.512	120.9	1:36.072 (3)	100.87	0.223	15:56:25.792

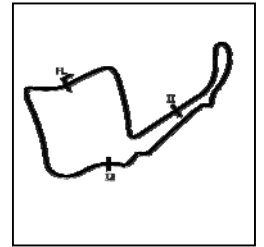
Weather / Track : Bright / Dry

Oulton Park International  
Circuit Length = 2.6920 miles  
Start: 15:35 Flag 16:36 End: 16:38



# British GT Championship - Race 2 - Round 2

## RACE 14 - SECTOR ANALYSIS



SECTOR 1 = FL to I1, SECTOR 2 = I1 to I2, SECTOR 3 = I2 to FL, DIFF = Difference To Personal Best Lap, P = Crossed Finish Line in Pit Lane, D = Time Disallowed

12 - D2	23.610	129.5	46.155	<b>115.5</b>	26.429	121.7	1:36.194	100.74	0.345	15:58:01.986
13 - D2	23.610	129.0	45.996	115.3	26.569	121.1	1:36.175	100.76	0.326	15:59:38.161
14 - D2	23.635	129.5	46.148	115.1	26.677	<b>122.2</b>	1:36.460	100.46	0.611	16:01:14.621
15 - D2	25.597	129.0	48.853	113.9	26.803	121.7	1:41.253	95.71	5.404	16:02:55.874
16 - D2	23.866	129.0	46.984	<b>115.5</b>	IN PIT		1:40.528	<b>P</b> 96.40	4.679	16:04:36.402
17 - D1	OUTLAP	126.3	49.395	113.7	27.397	119.8	2:57.886	54.48	1:22.037	16:07:34.288
18 - D1	24.077	129.8	48.269	114.3	28.482	119.8	1:40.828	96.11	4.979	16:09:15.116
19 - D1	35.435	71.8	1:15.855	68.0	42.735	89.9	2:34.025	62.92	58.176	16:11:49.141
20 - D1	38.799	76.5	1:18.323	64.4	42.863	92.5	2:39.985	60.57	1:04.136	16:14:29.126
21 - D1	40.661	51.5	1:19.371	70.9	44.529	81.4	2:44.561	58.89	1:08.712	16:17:13.687
22 - D1	39.420	63.1	1:15.528	57.4	40.378	116.9	2:35.326	62.39	59.477	16:19:49.013
23 - D1	25.429	127.8	49.025	113.9	27.999	120.4	1:42.453	94.59	6.604	16:21:31.466
24 - D1	24.498	129.3	48.576	113.9	27.477	120.2	1:40.551	96.38	4.702	16:23:12.017
25 - D1	24.750	129.0	50.435	108.5	28.268	120.2	1:43.453	93.67	7.604	16:24:55.470
26 - D1	23.993	<b>130.0</b>	48.926	115.1	28.095	120.6	1:41.014	95.94	5.165	16:26:36.484
27 - D1	24.482	129.5	48.111	114.5	27.254	121.1	1:39.847	97.06	3.998	16:28:16.331
28 - D1	24.199	<b>130.0</b>	48.096	114.9	27.799	119.8	1:40.094	96.82	4.245	16:29:56.425
29 - D1	24.749	129.5	48.707	<b>115.5</b>	27.579	120.0	1:41.035	95.92	5.186	16:31:37.460
30 - D1	24.421	127.8	48.672	113.5	27.581	121.5	1:40.674	96.26	4.825	16:33:18.134
31 - D1	24.195	129.0	48.719	112.9	27.564	121.3	1:40.478	96.45	4.629	16:34:58.612
32 - D1	24.269	128.8	48.883	114.1	27.588	118.9	1:40.740	96.20	4.891	16:36:39.352

### P5 3 GT3PA Century Motorsport

### BMW M6 GT3

IDEAL LAP TIME : 1:36.850

BEST LAP TIME : 1:37.093

DIFFERENCE : 0.243

D1: Dominic PAUL

D2: Ben GREEN

LAP	SECTOR 1	SECTOR 2	SECTOR 3	LAP TIME	MPH	DIFF	TIME OF DAY			
1 - D2	132.1	48.703	117.9	26.655	124.5	1:42.687	94.37	5.594	15:36:55.732	
2 - D2	23.849	133.6	46.845	118.5	28.154	91.5	1:38.848	98.04	1.755	15:38:34.580
3 - D2	39.319	60.7	1:06.594	80.3	41.336	76.3	2:27.249	65.81	50.156	15:41:01.829
4 - D2	40.702	77.2	1:08.524	94.1	43.307	76.7	2:32.533	63.53	55.440	15:43:34.362
5 - D2	38.806	66.7	1:12.375	64.9	42.281	90.9	2:33.462	63.15	56.369	15:46:07.824
6 - D2	37.780	63.7	1:07.179	75.2	36.845	124.2	2:21.804	68.34	44.711	15:48:29.628
7 - D2	23.799	133.6	<b>46.618</b>	118.5	26.676	<b>124.9</b>	<b>1:37.093 (1)</b>	<b>99.81</b>		<b>15:50:06.721</b>
8 - D2	23.934	132.6	46.976	117.9	26.635	124.2	1:37.545	99.35	0.452	15:51:44.266
9 - D2	23.786	133.1	46.889	<b>118.7</b>	26.779	124.5	1:37.454	99.44	0.361	15:53:21.720
10 - D2	23.848	133.1	47.046	117.7	<b>26.531</b>	124.2	1:37.425	99.47	0.332	15:54:59.145
11 - D2	<b>23.701</b>	133.6	46.943	117.7	26.751	124.5	1:37.395	<b>(3)</b> 99.50	0.302	15:56:36.540
12 - D2	23.872	<b>134.2</b>	46.812	<b>118.7</b>	27.036	124.7	1:37.720	99.17	0.627	15:58:14.260
13 - D2	23.888	132.6	46.837	118.5	26.761	124.2	1:37.486	99.41	0.393	15:59:51.746
14 - D2	23.814	133.1	46.682	118.3	26.602	124.2	1:37.098	<b>(2)</b> 99.80	0.005	16:01:28.844
15 - D2	24.009	132.3	47.559	110.3	26.830	124.5	1:38.398	98.49	1.305	16:03:07.242
16 - D2	23.798	133.4	48.289	116.3	IN PIT		1:44.306	<b>P</b> 92.91	7.213	16:04:51.548
17 - D1	OUTLAP	130.3	49.481	117.1	26.992	123.3	2:56.099	55.03	1:19.006	16:07:47.647
18 - D1	24.506	130.3	50.173	108.4	28.033	124.7	1:42.712	94.35	5.619	16:09:30.359
19 - D1	24.396	116.5	1:14.125	82.1	42.725	75.2	2:21.246	68.61	44.153	16:11:51.605
20 - D1	38.869	82.0	1:18.445	72.7	42.630	83.5	2:39.944	60.59	1:02.851	16:14:31.549
21 - D1	40.463	54.1	1:19.108	72.5	44.991	82.5	2:44.562	58.89	1:07.469	16:17:16.111
22 - D1	39.699	81.6	1:15.297	50.4	39.468	122.9	2:34.464	62.74	57.371	16:19:50.575
23 - D1	24.785	132.1	49.630	117.5	27.869	124.5	1:42.284	94.74	5.191	16:21:32.859
24 - D1	24.874	131.3	48.573	116.9	27.123	<b>124.9</b>	1:40.570	96.36	3.477	16:23:13.429
25 - D1	24.424	131.8	49.431	107.3	28.371	123.5	1:42.226	94.80	5.133	16:24:55.655
26 - D1	24.281	132.3	48.939	117.3	27.967	123.1	1:41.187	95.77	4.094	16:26:36.842
27 - D1	24.440	131.5	48.463	116.7	27.461	124.0	1:40.364	96.56	3.271	16:28:17.206
28 - D1	23.986	131.8	47.959	118.1	27.613	124.0	1:39.558	97.34	2.465	16:29:56.764
29 - D1	24.698	132.3	49.125	116.1	27.390	<b>124.9</b>	1:41.213	95.75	4.120	16:31:37.977
30 - D1	24.193	132.8	48.849	116.1	27.637	124.0	1:40.679	96.25	3.586	16:33:18.656
31 - D1	24.118	132.3	48.698	116.9	27.566	123.8	1:40.382	96.54	3.289	16:34:59.038
32 - D1	24.224	133.4	49.214	115.3	27.464	123.1	1:40.902	96.04	3.809	16:36:39.940

### P6 96 GT3S Optimum Motorsport

### Aston Martin V8 Vantage GT3

IDEAL LAP TIME : 1:37.160

BEST LAP TIME : 1:37.333

DIFFERENCE : 0.173

D1: Oliver WILKINSON

D2: Bradley ELLIS

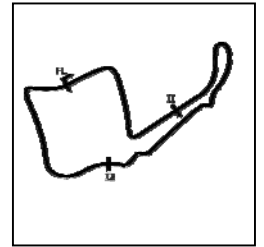
LAP	SECTOR 1	SECTOR 2	SECTOR 3	LAP TIME	MPH	DIFF	TIME OF DAY
-----	----------	----------	----------	----------	-----	------	-------------

Weather / Track : Bright / Dry

Oulton Park International  
Circuit Length = 2.6920 miles  
Start: 15:35 Flag 16:36 End: 16:38

# British GT Championship - Race 2 - Round 2

## RACE 14 - SECTOR ANALYSIS



SECTOR 1 = FL to I1, SECTOR 2 = I1 to I2, SECTOR 3 = I2 to FL, DIFF = Difference To Personal Best Lap, P = Crossed Finish Line in Pit Lane, D = Time Disallowed

1 - D2		129.5	48.048	114.7	26.973	121.7	1:42.010	95.00	4.677	15:36:55.055	
2 - D2	23.870	130.3	<b>46.688</b>	114.9	27.178	93.8	1:37.736	99.15	0.403	15:38:32.791	
3 - D2	39.818	64.2	1:06.402	67.5	41.128	72.7	2:27.348	65.77	50.015	15:41:00.139	
4 - D2	40.769	76.8	1:08.204	62.1	43.080	71.1	2:32.053	63.73	54.720	15:43:32.192	
5 - D2	39.243	62.6	1:12.735	70.4	41.374	101.2	2:33.352	63.19	56.019	15:46:05.544	
6 - D2	37.817	75.4	1:07.856	84.2	37.380	121.7	2:23.053	67.74	45.720	15:48:28.597	
7 - D2	23.848	131.8	46.701	115.9	26.791	122.4	1:37.340	(2)	99.56	0.007	15:50:05.937
8 - D2	23.838	130.0	46.727	115.7	26.768	122.0	1:37.333	(1)	<b>99.56</b>		15:51:43.270
9 - D2	23.953	128.8	46.858	116.1	26.721	122.0	1:37.532		99.36	0.199	15:53:20.802
10 - D2	23.751	131.3	46.829	115.1	26.803	122.0	1:37.383	(3)	99.51	0.050	15:54:58.185
11 - D2	23.795	131.0	46.896	115.5	26.872	122.0	1:37.563		99.33	0.230	15:56:35.748
12 - D2	23.876	131.0	46.878	114.9	26.840	122.2	1:37.594		99.30	0.261	15:58:13.342
13 - D2	23.847	131.0	46.771	115.3	IN PIT		1:40.685	P	96.25	3.352	15:59:54.027
14 - D1	OUTLAP	130.3	47.929	115.3	27.104	122.2	2:54.517		55.53	1:17.184	16:02:48.544
15 - D1	24.222	131.0	49.408	114.7	27.488	121.1	1:41.118		95.84	3.785	16:04:29.662
16 - D1	25.254	128.5	47.432	115.5	27.090	121.5	1:39.776		97.13	2.443	16:06:09.438
17 - D1	23.936	131.0	48.419	114.1	27.390	121.7	1:39.745		97.16	2.412	16:07:49.183
18 - D1	24.422	130.8	51.012	113.7	27.676	121.5	1:43.110		93.98	5.777	16:09:32.293
19 - D1	24.362	130.0	1:14.619	72.3	42.006	67.3	2:20.987		68.73	43.654	16:11:53.280
20 - D1	39.885	64.2	1:17.735	58.9	42.565	77.7	2:40.185		60.50	1:02.852	16:14:33.465
21 - D1	40.840	65.5	1:18.462	69.1	45.509	64.1	2:44.811		58.80	1:07.478	16:17:18.276
22 - D1	40.119	85.9	1:14.354	49.4	39.066	121.1	2:33.539		63.11	56.206	16:19:51.815
23 - D1	25.273	130.0	49.734	114.9	27.293	122.0	1:42.300		94.73	4.967	16:21:34.115
24 - D1	24.723	130.5	48.634	114.9	27.591	121.7	1:40.948		96.00	3.615	16:23:15.063
25 - D1	24.224	131.3	49.129	116.3	28.368	121.3	1:41.721		95.27	4.388	16:24:56.784
26 - D1	24.222	131.3	48.459	115.9	27.846	122.4	1:40.527		96.40	3.194	16:26:37.311
27 - D1	24.555	132.3	48.509	114.9	27.626	122.4	1:40.690		96.24	3.357	16:28:18.001
28 - D1	24.002	131.8	47.970	115.5	27.183	122.2	1:39.155		97.73	1.822	16:29:57.156
29 - D1	24.976	128.5	49.505	113.5	27.330	122.9	1:41.811		95.18	4.478	16:31:38.967
30 - D1	24.919	129.8	48.271	113.9	27.421	122.2	1:40.611		96.32	3.278	16:33:19.578
31 - D1	24.561	129.3	48.064	116.5	27.790	122.6	1:40.415		96.51	3.082	16:34:59.993
32 - D1	24.509	131.3	48.771	115.9	27.382	122.2	1:40.662		96.27	3.329	16:36:40.655

### P7 6 GT3PA RAM Racing

Mercedes-AMG GT3

IDEAL LAP TIME : 1:36.371 BEST LAP TIME : 1:36.576

DIFFERENCE : 0.205

D1: Ian LOGGIE D2: Callum MACLEOD

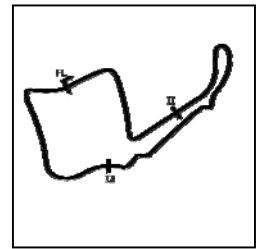
LAP	SECTOR 1	SECTOR 2	SECTOR 3	LAP TIME	MPH	DIFF	TIME OF DAY				
1 - D2		130.5	47.064	115.9	26.601	122.6	1:39.511	97.38	2.935	15:36:52.556	
2 - D2	23.615	131.5	46.683	116.3	27.089	91.4	1:37.387	99.51	0.811	15:38:29.943	
3 - D2	38.760	80.4	1:06.839	84.3	41.241	80.7	2:26.840	65.99	50.264	15:40:56.783	
4 - D2	39.780	84.7	1:09.371	63.7	42.376	67.1	2:31.527	63.95	54.951	15:43:28.310	
5 - D2	39.588	65.7	1:12.814	71.3	41.475	73.2	2:33.877	62.98	57.301	15:46:02.187	
6 - D2	37.642	82.6	1:07.846	64.4	38.528	122.6	2:24.016	67.29	47.440	15:48:26.203	
7 - D2	23.829	131.5	46.919	116.7	26.632	122.6	1:37.380	99.52	0.804	15:50:03.583	
8 - D2	23.722	132.1	46.315	116.1	26.590	122.2	1:36.627	(3)	100.29	0.051	15:51:40.210
9 - D2	23.793	132.1	<b>46.196</b>	116.7	26.727	122.4	1:36.716		100.20	0.140	15:53:16.926
10 - D2	23.749	131.5	46.571	116.5	<b>26.582</b>	122.2	1:36.902		100.01	0.326	15:54:53.828
11 - D2	23.765	132.1	46.585	115.1	26.800	122.4	1:37.150		99.75	0.574	15:56:30.978
12 - D2	23.593	132.6	46.385	116.7	26.638	122.4	1:36.616	(2)	100.30	0.040	15:58:07.594
13 - D2	23.599	<b>132.6</b>	46.261	<b>116.9</b>	26.716	122.2	1:36.576	(1)	<b>100.34</b>		15:59:44.170
14 - D2	23.753	132.1	46.282	116.5	IN PIT		1:40.003	P	96.91	3.427	16:01:24.173
15 - D1	OUTLAP	129.5	47.523	116.5	26.951	122.4	2:50.075		56.98	1:13.499	16:04:14.248
16 - D1	23.816	131.5	47.404	116.5	26.746	<b>123.1</b>	1:37.966		98.92	1.390	16:05:52.214
17 - D1	24.709	128.5	49.237	116.5	27.221	122.2	1:41.167		95.79	4.591	16:07:33.381
18 - D1	24.230	130.8	48.360	115.9	28.581	122.0	1:41.171		95.79	4.595	16:09:14.552
19 - D1	35.056	75.7	1:16.183	65.9	42.478	74.9	2:33.717		63.04	57.141	16:11:48.269
20 - D1	38.784	76.9	1:18.505	63.3	42.954	85.8	2:40.243		60.47	1:03.667	16:14:28.512
21 - D1	40.162	70.1	1:19.891	63.6	44.447	93.9	2:44.500		58.91	1:07.924	16:17:13.012
22 - D1	39.468	67.8	1:15.643	55.6	40.490	118.3	2:35.601		62.28	59.025	16:19:48.613
23 - D1	25.398	130.5	49.010	106.5	27.961	122.6	1:42.369		94.67	5.793	16:21:30.982
24 - D1	24.520	131.3	48.545	115.9	27.556	122.2	1:40.621		96.31	4.045	16:23:11.603
25 - D1	24.849	131.5	50.316	112.2	27.561	122.2	1:42.726		94.34	6.150	16:24:54.329
26 - D1	24.134	130.8	48.459	115.5	27.571	116.9	1:40.164		96.75	3.588	16:26:34.493
27 - D1	36.104	93.9	48.009	116.7	27.716	122.2	1:51.829		86.66	15.253	16:28:26.322

Weather / Track : Bright / Dry

Oulton Park International  
Circuit Length = 2.6920 miles  
Start: 15:35 Flag 16:36 End: 16:38

# British GT Championship - Race 2 - Round 2

## RACE 14 - SECTOR ANALYSIS



SECTOR 1 = FL to I1, SECTOR 2 = I1 to I2, SECTOR 3 = I2 to FL, DIFF = Difference To Personal Best Lap, P = Crossed Finish Line in Pit Lane, D = Time Disallowed

28 - D1	24.355	131.5	47.637	<b>116.9</b>	27.017	<b>123.1</b>	1:39.009	97.88	2.433	16:30:05.331
29 - D1	24.147	132.3	48.132	116.1	28.000	122.6	1:40.279	96.64	3.703	16:31:45.610
30 - D1	23.976	130.8	47.143	115.7	27.045	122.6	1:38.164	98.72	1.588	16:33:23.774
31 - D1	24.099	130.0	47.049	<b>116.9</b>	27.031	<b>123.1</b>	1:38.179	98.71	1.603	16:35:01.953
32 - D1	24.035	131.0	47.590	<b>116.9</b>	27.587	122.6	1:39.212	97.68	2.636	16:36:41.165

### P8 18 GTCPA WPI Motorsport

### Porsche 911 GT3 Cup

IDEAL LAP TIME : 1:40.026

BEST LAP TIME : 1:40.504

DIFFERENCE : 0.478

D1: Michael IGOE

D2: Adam WILCOX

LAP	SECTOR 1		SECTOR 2		SECTOR 3		LAP TIME	MPH	DIFF	TIME OF DAY
1 - D2		130.0	49.703	115.7	28.068	123.5	1:45.966	91.45	5.462	15:36:59.011
2 - D2	25.040	130.8	48.720	115.7	27.964	122.2	1:41.724	95.27	1.220	15:38:40.735
3 - D2	35.922	55.9	1:06.659	85.9	41.071	89.1	2:23.652	67.46	43.148	15:41:04.387
4 - D2	41.357	75.1	1:09.074	70.8	42.408	57.7	2:32.839	63.40	52.335	15:43:37.226
5 - D2	39.730	83.1	1:11.608	74.2	42.405	64.5	2:33.743	63.03	53.239	15:46:10.969
6 - D2	37.586	66.6	1:06.752	58.4	36.097	122.6	2:20.435	69.00	39.931	15:48:31.404
7 - D2	25.180	131.8	48.798	115.5	27.746	123.5	1:41.724	95.27	1.220	15:50:13.128
8 - D2	24.955	131.3	48.656	115.7	27.519	123.5	1:41.130	95.83	0.626	15:51:54.258
9 - D2	24.852	131.3	48.494	115.9	27.599	123.5	1:40.945	96.00	0.441	15:53:35.203
10 - D2	24.851	131.3	48.287	116.3	27.559	123.5	1:40.697	96.24	0.193	15:55:15.900
11 - D2	24.755	131.3	48.312	115.9	27.614	123.5	1:40.681 (3)	96.25	0.177	15:56:56.581
12 - D2	24.736	131.5	48.278	115.9	27.558	123.5	1:40.572 (2)	96.36	0.068	15:58:37.153
13 - D2	24.824	131.8	48.184	116.3	<b>27.496</b>	123.8	<b>1:40.504 (1)</b>	<b>96.42</b>		<b>16:00:17.657</b>
14 - D2	24.837	131.3	49.025	115.7	IN PIT		1:47.826 P	89.87	7.322	16:02:05.483
15 - D1	OUTLAP	130.5	49.439	116.5	27.878	123.8	2:54.741	55.46	1:14.237	16:05:00.224
16 - D1	25.423	131.0	49.515	116.7	27.780	123.3	1:42.718	94.34	2.214	16:06:42.942
17 - D1	24.824	131.0	49.579	116.7	28.096	122.6	1:42.499	94.55	1.995	16:08:25.441
18 - D1	25.176	131.3	51.425	106.8	29.747	107.0	1:46.348	91.12	5.844	16:10:11.789
19 - D1	26.553	109.2	55.710	114.3	29.244	113.9	1:51.507	86.91	11.003	16:12:03.296
20 - D1	33.583	78.3	1:20.295	83.1	40.868	78.6	2:34.746	62.62	54.242	16:14:38.042
21 - D1	40.335	66.5	1:19.274	75.6	44.694	66.4	2:44.303	58.98	1:03.799	16:17:22.345
22 - D1	40.820	68.8	1:13.302	52.7	37.793	122.4	2:31.915	63.79	51.411	16:19:54.260
23 - D1	25.558	131.3	49.184	116.7	27.843	<b>124.5</b>	1:42.585	94.47	2.081	16:21:36.845
24 - D1	25.010	132.1	48.920	116.7	27.802	124.2	1:41.732	95.26	1.228	16:23:18.577
25 - D1	24.867	132.1	48.816	115.9	27.991	124.0	1:41.674	95.31	1.170	16:25:00.251
26 - D1	24.833	131.5	48.743	117.1	27.813	124.0	1:41.389	95.58	0.885	16:26:41.640
27 - D1	24.938	132.1	49.151	117.3	27.723	124.0	1:41.812	95.18	1.308	16:28:23.452
28 - D1	24.809	131.5	48.595	116.9	27.541	124.2	1:40.945	96.00	0.441	16:30:04.397
29 - D1	24.794	131.8	<b>47.867</b>	<b>117.7</b>	29.090	123.3	1:41.751	95.24	1.247	16:31:46.148
30 - D1	24.726	<b>132.6</b>	48.909	116.5	27.695	<b>124.5</b>	1:41.330	95.64	0.826	16:33:27.478
31 - D1	<b>24.663</b>	132.3	49.177	116.9	27.689	123.5	1:41.529	95.45	1.025	16:35:09.007
32 - D1	24.906	131.8	49.839	116.9	27.969	124.0	1:42.714	94.35	2.210	16:36:51.721

### P9 9 GT3PA Century Motorsport

### BMW M6 GT3

IDEAL LAP TIME : 1:36.573

BEST LAP TIME : 1:36.748

DIFFERENCE : 0.175

D1: Adrian WILLMOTT

D2: Jack MITCHELL

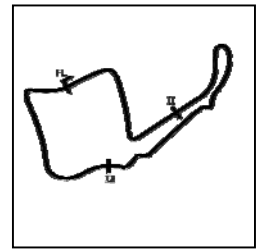
LAP	SECTOR 1		SECTOR 2		SECTOR 3		LAP TIME	MPH	DIFF	TIME OF DAY
1 - D2		133.4	47.720	118.3	26.706	<b>125.2</b>	1:41.009	95.94	4.261	15:36:54.054
2 - D2	23.759	133.6	<b>46.552</b>	118.3	27.859	86.9	1:38.170	98.71	1.422	15:38:32.224
3 - D2	39.626	71.3	1:06.258	79.2	41.511	70.1	2:27.395	65.75	50.647	15:40:59.619
4 - D2	39.744	83.8	1:08.977	65.1	42.795	82.5	2:31.516	63.96	54.768	15:43:31.135
5 - D2	39.715	67.3	1:12.478	74.6	41.475	82.3	2:33.668	63.06	56.920	15:46:04.803
6 - D2	37.930	73.1	1:07.662	74.1	37.728	124.0	2:23.320	67.62	46.572	15:48:28.123
7 - D2	23.596	133.6	46.584	118.7	26.581	124.5	1:36.761 (3)	100.15	0.013	15:50:04.884
8 - D2	23.738	134.2	46.725	<b>118.9</b>	26.740	124.5	1:37.203	99.70	0.455	15:51:42.087
9 - D2	<b>23.574</b>	134.2	46.727	118.7	<b>26.447</b>	124.2	<b>1:36.748 (1)</b>	<b>100.17</b>		<b>15:53:18.835</b>
10 - D2	23.660	<b>134.4</b>	46.861	118.5	26.514	<b>125.2</b>	1:37.035	99.87	0.287	15:54:55.870
11 - D2	23.598	133.9	46.675	118.5	26.481	124.2	1:36.754 (2)	100.16	0.006	15:56:32.624
12 - D2	23.730	133.6	46.614	118.7	26.625	124.2	1:36.969	99.94	0.221	15:58:09.593
13 - D2	23.577	<b>134.4</b>	46.653	118.5	26.590	124.9	1:36.820	100.09	0.072	15:59:46.413
14 - D2	23.614	133.9	46.759	118.7	26.552	124.2	1:36.925	99.98	0.177	16:01:23.338
15 - D2	24.001	132.6	47.085	118.5	27.762	124.2	1:38.848	98.04	2.100	16:03:02.186
16 - D2	24.712	131.0	47.572	118.7	IN PIT		1:41.295 P	95.67	4.547	16:04:43.481

Weather / Track : Bright / Dry

Oulton Park International  
Circuit Length = 2.6920 miles  
Start: 15:35 Flag 16:36 End: 16:38

# British GT Championship - Race 2 - Round 2

## RACE 14 - SECTOR ANALYSIS



SECTOR 1 = FL to I1, SECTOR 2 = I1 to I2, SECTOR 3 = I2 to FL, DIFF = Difference To Personal Best Lap, P = Crossed Finish Line in Pit Lane, D = Time Disallowed

LAP	SECTOR 1	SECTOR 2	SECTOR 3	LAP TIME	MPH	DIFF	TIME OF DAY				
17 - D1	OUTLAP	130.8	49.827	116.3	27.121	122.9	3:05.191	52.33	1:28.443	16:07:48.672	
18 - D1	24.673	131.0	49.917	116.7	28.143	123.1	1:42.733	94.33	5.985	16:09:31.405	
19 - D1	24.172	130.8	1:14.461	69.9	42.350	71.0	2:20.983	68.74	44.235	16:11:52.388	
20 - D1	39.533	70.0	1:17.988	66.7	42.305	78.5	2:39.826	60.63	1:03.078	16:14:32.214	
21 - D1	40.637	58.3	1:19.040	68.5	44.897	86.3	2:44.574	58.88	1:07.826	16:17:16.788	
22 - D1	39.921	83.3	1:15.044	49.2	39.424	123.1	2:34.389	62.77	57.641	16:19:51.177	
23 - D1	24.520	131.8	50.128	117.5	27.464	124.2	1:42.112	94.90	5.364	16:21:33.289	
24 - D1	24.882	131.5	48.725	116.5	27.201	124.0	1:40.808	96.13	4.060	16:23:14.097	
25 - D1	24.014	133.1	49.588	116.1	IN PIT		1:46.844	P	90.70	10.096	16:25:00.941
26 - D1	OUTLAP	130.3	49.363	116.7	27.384	123.5	2:04.553	77.80	27.805	16:27:05.494	
27 - D1	24.047	131.5	48.030	118.3	27.167	123.5	1:39.244	97.65	2.496	16:28:44.738	
28 - D1	23.895	132.3	47.503	118.1	26.965	123.5	1:38.363	98.52	1.615	16:30:23.101	
29 - D1	24.285	132.8	47.654	117.1	26.881	123.5	1:38.820	98.07	2.072	16:32:01.921	
30 - D1	23.954	132.3	48.113	117.7	27.002	123.5	1:39.069	97.82	2.321	16:33:40.990	
31 - D1	23.903	131.8	47.790	115.5	26.857	123.5	1:38.550	98.33	1.802	16:35:19.540	
32 - D1	23.822	132.1	48.394	117.9	27.052	123.1	1:39.268	97.62	2.520	16:36:58.808	

### P10 15 GT4S Multimatic Motorsports Ford Mustang GT4

IDEAL LAP TIME : 1:44.486 BEST LAP TIME : 1:44.618 DIFFERENCE : 0.132

D1: Scott MAXWELL D2: Seb PRIAULX

LAP	SECTOR 1	SECTOR 2	SECTOR 3	LAP TIME	MPH	DIFF	TIME OF DAY				
1 - D2	120.2	50.355	105.1	28.839	111.1	1:48.114	89.63	3.496	15:37:01.159		
2 - D2	25.843	120.0	49.842	105.0	30.160	103.5	1:45.845	91.56	1.227	15:38:47.004	
3 - D2	30.774	64.9	1:07.565	75.2	40.387	85.1	2:18.726	69.85	34.108	15:41:05.730	
4 - D2	41.062	72.3	1:08.866	71.6	42.235	66.0	2:32.163	63.69	47.545	15:43:37.893	
5 - D2	40.725	78.3	1:10.756	73.1	42.535	83.2	2:34.016	62.92	49.398	15:46:11.909	
6 - D2	37.402	63.5	1:06.908	63.9	36.985	112.0	2:21.295	68.58	36.677	15:48:33.204	
7 - D2	25.895	120.2	49.922	104.8	28.801	110.9	1:44.618 (1)	92.63		15:50:17.822	
8 - D2	25.845	119.4	50.075	104.0	28.849	110.9	1:44.769 (2)	92.50	0.151	15:52:02.591	
9 - D2	25.883	119.6	50.035	105.1	29.000	110.7	1:44.918 (3)	92.37	0.300	15:53:47.509	
10 - D2	25.931	119.4	50.100	105.0	28.975	110.9	1:45.006	92.29	0.388	15:55:32.515	
11 - D2	25.877	119.4	50.091	105.3	29.016	110.7	1:44.984	92.31	0.366	15:57:17.499	
12 - D2	25.890	119.6	50.277	105.0	29.010	110.7	1:45.177	92.14	0.559	15:59:02.676	
13 - D2	25.873	119.4	50.219	105.1	28.981	110.5	1:45.073	92.23	0.455	16:00:47.749	
14 - D2	25.970	119.4	50.268	105.1	29.050	110.7	1:45.288	92.04	0.670	16:02:33.037	
15 - D2	26.156	118.7	50.536	105.0	28.987	111.1	1:45.679	91.70	1.061	16:04:18.716	
16 - D2	26.340	118.9	50.768	105.1	29.098	110.9	1:46.206	91.25	1.588	16:06:04.922	
17 - D2	26.037	118.7	50.865	102.7	29.160	110.9	1:46.062	91.37	1.444	16:07:50.984	
18 - D2	26.160	118.5	50.914	104.2	IN PIT		1:49.423	P	88.56	4.805	16:09:40.407
19 - D1	OUTLAP	115.3	53.374	104.5	30.062	110.7	3:49.861	42.16	2:05.243	16:13:30.268	
20 - D1	26.576	118.7	53.492	105.1	29.424	111.4	1:49.492	88.51	4.874	16:15:19.760	
21 - D1	26.367	119.1	1:02.704	91.0	45.047	60.4	2:14.118	72.25	29.500	16:17:33.878	
22 - D1	40.366	62.8	1:12.262	71.0	34.782	111.4	2:27.410	65.74	42.792	16:20:01.288	
23 - D1	26.606	121.1	52.687	104.8	29.664	112.4	1:48.957	88.94	4.339	16:21:50.245	
24 - D1	26.791	120.9	51.570	105.8	29.585	111.6	1:47.946	89.77	3.328	16:23:38.191	
25 - D1	26.637	120.4	51.593	104.6	29.758	111.4	1:47.988	89.74	3.370	16:25:26.179	
26 - D1	26.560	119.1	51.474	104.8	29.281	111.8	1:47.315	90.30	2.697	16:27:13.494	
27 - D1	26.394	119.4	50.877	105.6	29.562	111.2	1:46.833	90.71	2.215	16:29:00.327	
28 - D1	26.539	120.0	51.608	104.8	29.513	111.4	1:47.660	90.01	3.042	16:30:47.987	
29 - D1	26.563	119.8	51.467	104.3	29.786	108.9	1:47.816	89.88	3.198	16:32:35.803	
30 - D1	27.170	119.4	51.828	104.5	29.778	110.7	1:48.776	89.09	4.158	16:34:24.579	
31 - D1	26.464	119.6	51.117	105.0	29.231	111.6	1:46.812	90.73	2.194	16:36:11.391	
32 - D1	26.396	118.7	51.446	105.3	29.760	111.2	1:47.602	90.06	2.984	16:37:58.993	

### P11 20 GT4PA Balfe Motorsport McLaren 570S GT4

IDEAL LAP TIME : 1:44.971 BEST LAP TIME : 1:44.971 DIFFERENCE : 0.000

D1: Graham JOHNSON D2: Michael O'BRIEN

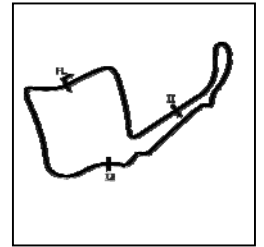
LAP	SECTOR 1	SECTOR 2	SECTOR 3	LAP TIME	MPH	DIFF	TIME OF DAY			
1 - D2	120.2	53.391	106.6	29.758	114.5	1:55.587	83.84	10.616	15:37:08.632	
2 - D2	26.506	120.9	51.128	100.1	35.662	100.0	1:53.296	85.53	8.325	15:39:01.928
3 - D2	28.451	90.6	1:06.951	86.7	41.036	70.8	2:16.438	71.03	31.467	15:41:18.366
4 - D2	40.394	59.1	1:09.043	92.6	41.150	52.5	2:30.587	64.35	45.616	15:43:48.953
5 - D2	42.183	41.0	1:08.876	89.7	42.659	54.0	2:33.718	63.04	48.747	15:46:22.671

Weather / Track : Bright / Dry

Oulton Park International  
Circuit Length = 2.6920 miles  
Start: 15:35 Flag 16:36 End: 16:38

# British GT Championship - Race 2 - Round 2

## RACE 14 - SECTOR ANALYSIS



SECTOR 1 = FL to I1, SECTOR 2 = I1 to I2, SECTOR 3 = I2 to FL, DIFF = Difference To Personal Best Lap, P = Crossed Finish Line in Pit Lane, D = Time Disallowed

6 - D2	38.076	69.2	1:05.461	78.1	32.945	112.7	2:16.482	71.00	31.511	15:48:39.153
7 - D2	26.070	121.1	51.022	104.5	29.933	114.1	1:47.025	90.55	2.054	15:50:26.178
8 - D2	26.435	121.3	51.044	105.6	30.034	112.9	1:47.513	90.14	2.542	15:52:13.691
9 - D2	26.206	119.8	51.028	106.5	29.501	112.9	1:46.735	90.79	1.764	15:54:00.426
10 - D2	26.572	122.2	51.480	107.2	30.437	112.9	1:48.489	89.32	3.518	15:55:48.915
11 - D2	26.017	121.3	50.943	107.0	29.800	112.7	1:46.760	90.77	1.789	15:57:35.675
12 - D2	26.162	121.1	50.045	106.5	28.990	113.3	1:45.197 (2)	92.12	0.226	15:59:20.872
13 - D2	25.985	120.6	50.045	106.1	28.941	113.1	1:44.971 (1)	92.32		16:01:05.843
14 - D2	26.018	120.0	50.629	106.5	29.007	113.3	1:45.654	91.72	0.683	16:02:51.497
15 - D2	26.277	120.0	50.440	105.8	29.235	112.4	1:45.952	91.46	0.981	16:04:37.449
16 - D2	26.088	120.4	50.321	106.3	29.212	112.9	1:45.621	91.75	0.650	16:06:23.070
17 - D2	26.311	120.6	50.107	106.1	29.111	112.9	1:45.529 (3)	91.83	0.558	16:08:08.599
18 - D2	26.382	117.9	51.812	104.0	IN PIT		1:51.530 P	86.89	6.559	16:10:00.129
19 - D1	OUTLAP	118.7	53.922	103.7	30.392	112.7	3:37.103	44.63	1:52.132	16:13:37.232
20 - D1	27.079	119.4	53.000	106.1	29.637	112.7	1:49.716	88.33	4.745	16:15:26.948
21 - D1	26.702	120.0	57.832	93.3	44.110	58.3	2:08.644	75.33	23.673	16:17:35.592
22 - D1	40.553	67.5	1:11.773	73.6	34.003	113.7	2:26.329	66.22	41.358	16:20:01.921
23 - D1	26.631	120.2	52.660	107.3	29.677	114.1	1:48.968	88.93	3.997	16:21:50.889
24 - D1	26.623	121.7	51.750	106.1	29.581	113.1	1:47.954	89.77	2.983	16:23:38.843
25 - D1	26.507	120.4	51.358	106.3	29.951	113.5	1:47.816	89.88	2.845	16:25:26.659
26 - D1	26.348	121.1	51.525	107.7	29.468	113.5	1:47.341	90.28	2.370	16:27:14.000
27 - D1	26.503	120.9	51.113	106.5	29.305	113.5	1:46.921	90.63	1.950	16:29:00.921
28 - D1	26.459	121.1	51.566	107.5	29.531	113.9	1:47.556	90.10	2.585	16:30:48.477
29 - D1	26.338	122.2	51.868	107.3	29.525	113.3	1:47.731	89.95	2.760	16:32:36.208
30 - D1	26.921	120.6	52.048	106.5	29.613	113.7	1:48.582	89.25	3.611	16:34:24.790
31 - D1	26.839	120.9	52.319	107.3	29.608	113.7	1:48.766	89.10	3.795	16:36:13.556
32 - D1	26.433	121.7	52.001	106.5	29.614	112.9	1:48.048	89.69	3.077	16:38:01.604

### P12 31 GT3PA JRM Racing

### Bentley Continental GT3

IDEAL LAP TIME : 1:36.356 BEST LAP TIME : 1:36.619

DIFFERENCE : 0.263

D1: Rick PARFITT JNR D2: Seb MORRIS

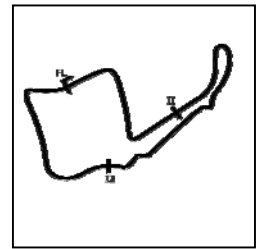
LAP	SECTOR 1	SECTOR 2	SECTOR 3	LAP TIME	MPH	DIFF	TIME OF DAY			
1 - D2	129.8	46.886	116.3	26.514	123.1	1:39.127	97.76	2.508	15:36:52.172	
2 - D2	23.657	130.8	46.525	117.1	27.086	94.6	1:37.268	99.63	0.649	15:38:29.440
3 - D2	38.656	86.1	1:06.959	85.4	41.338	79.8	2:26.953	65.94	50.334	15:40:56.393
4 - D2	39.510	78.5	1:09.589	60.7	42.349	66.4	2:31.448	63.99	54.829	15:43:27.841
5 - D2	39.186	61.1	1:13.050	74.5	41.677	72.3	2:33.913	62.96	57.294	15:46:01.754
6 - D2	37.142	89.1	1:08.184	69.9	38.730	124.0	2:24.056	67.27	47.437	15:48:25.810
7 - D2	24.019	130.3	46.747	117.3	26.494	123.3	1:37.260	99.64	0.641	15:50:03.070
8 - D2	23.646	130.3	46.405	117.3	26.572	123.1	1:36.623 (2)	100.30	0.004	15:51:39.693
9 - D2	23.555	131.8	46.486	116.9	26.578	123.5	1:36.619 (1)	100.30		15:53:16.312
10 - D2	23.491	131.5	46.723	117.3	26.562	123.3	1:36.776	100.14	0.157	15:54:53.088
11 - D2	23.559	131.0	46.494	116.7	26.700	122.6	1:36.753	100.16	0.134	15:56:29.841
12 - D2	23.742	130.3	46.451	117.5	26.460	123.8	1:36.653 (3)	100.26	0.034	15:58:06.494
13 - D2	23.670	131.3	46.482	117.3	26.642	122.9	1:36.794	100.12	0.175	15:59:43.288
14 - D2	23.648	131.5	46.717	116.9	26.533	123.5	1:36.898	100.01	0.279	16:01:20.186
15 - D2	23.984	131.3	48.082	117.1	IN PIT		1:41.621 P	95.36	5.002	16:03:01.807
16 - D1	OUTLAP	131.0	47.852	114.3	26.886	124.0	2:58.942	54.15	1:22.323	16:06:00.749
17 - D1	23.937	130.3	47.367	115.9	26.987	122.9	1:38.291	98.59	1.672	16:07:39.040
18 - D1	24.129	127.5	50.704	115.5	34.551	121.1	1:49.384	88.59	12.765	16:09:28.424
19 - D1	25.194	109.8	1:14.570	76.1	42.564	87.0	2:22.328	68.09	45.709	16:11:50.752
20 - D1	38.640	90.1	1:18.695	67.0	42.543	97.6	2:39.878	60.61	1:03.259	16:14:30.630
21 - D1	40.755	53.6	1:19.176	68.5	44.807	83.4	2:44.738	58.82	1:08.119	16:17:15.368
22 - D1	39.735	68.6	1:15.386	53.9	39.590	120.2	2:34.711	62.64	58.092	16:19:50.079
23 - D1	24.901	129.0	49.347	113.3	27.913	122.9	1:42.161	94.86	5.542	16:21:32.240
24 - D1	23.985	131.0	2:27.148	115.1	27.161	122.6	3:18.294	48.87	1:41.675	16:24:50.534
25 - D1	23.855	131.0	47.434	115.7	26.845	124.0	1:38.134	98.75	1.515	16:26:28.668
26 - D1	23.813	130.5	46.803	116.9	26.701	124.2	1:37.317	99.58	0.698	16:28:05.985
27 - D1	23.576	132.1	46.940	116.7	26.736	124.2	1:37.252	99.65	0.633	16:29:43.237
28 - D1	23.696	130.8	47.082	117.3	26.815	124.0	1:37.593	99.30	0.974	16:31:20.830
29 - D1	23.742	131.0	47.354	115.9	26.855	124.2	1:37.951	98.94	1.332	16:32:58.781
30 - D1	23.894	131.8	47.251	115.9	27.060	124.2	1:38.205	98.68	1.586	16:34:36.986
31 - D1	23.781	131.5	48.655	113.5	28.696	123.1	1:41.132	95.82	4.513	16:36:18.118
32 - D1	24.356	129.8	50.767	104.2	31.091	120.9	1:46.214	91.24	9.595	16:38:04.332

Weather / Track : Bright / Dry

Oulton Park International  
Circuit Length = 2.6920 miles  
Start: 15:35 Flag 16:36 End: 16:38

# British GT Championship - Race 2 - Round 2

## RACE 14 - SECTOR ANALYSIS



SECTOR 1 = FL to I1, SECTOR 2 = I1 to I2, SECTOR 3 = I2 to FL, DIFF = Difference To Personal Best Lap, P = Crossed Finish Line in Pit Lane, D = Time Disallowed

P13 44 GT4PA Invictus Games Racing				Jaguar F-TYPE SVR GT4						
IDEAL LAP TIME : 1:45.156		BEST LAP TIME : 1:45.324		DIFFERENCE : 0.168						
D1: Steve MCCULLEY		D2: Matthew GEORGE								
LAP	SECTOR 1		SECTOR 2		SECTOR 3		LAP TIME	MPH	DIFF	TIME OF DAY
1 - D2		<b>122.2</b>	51.314	<b>106.8</b>	29.634	112.2	1:50.643	87.59	5.319	15:37:03.688
2 - D2	26.213	121.3	<b>50.273</b>	106.0	29.234	111.8	1:45.720	91.66	0.396	15:38:49.408
3 - D2	30.523	73.6	1:07.879	76.0	40.893	68.5	2:19.295	69.57	33.971	15:41:08.703
4 - D2	41.354	61.2	1:08.717	83.3	42.175	70.6	2:32.246	63.65	46.922	15:43:40.949
5 - D2	41.098	58.1	1:09.586	68.5	43.546	60.7	2:34.230	62.83	48.906	15:46:15.179
6 - D2	36.321	85.9	1:06.515	66.7	36.088	<b>112.7</b>	2:18.924	69.75	33.600	15:48:34.103
7 - D2	26.018	121.3	50.428	105.6	29.033	<b>112.7</b>	1:45.479	91.87	0.155	15:50:19.582
8 - D2	26.000	121.7	50.355	105.6	29.199	111.4	1:45.554	91.81	0.230	15:52:05.136
9 - D2	26.005	121.3	50.367	106.3	29.124	112.2	1:45.496	91.86	0.172	15:53:50.632
10 - D2	26.052	121.5	50.578	106.0	29.139	111.6	1:45.769	91.62	0.445	15:55:36.401
11 - D2	26.030	121.1	50.559	105.8	<b>28.989</b>	111.8	1:45.578	91.79	0.254	15:57:21.979
12 - D2	25.941	121.7	50.372	105.8	29.050	112.2	1:45.363 (3)	91.98	0.039	15:59:07.342
13 - D2	25.965	121.5	50.360	105.5	28.999	112.2	<b>1:45.324 (1)</b>	<b>92.01</b>		<b>16:00:52.666</b>
14 - D2	<b>25.894</b>	121.5	50.433	106.0	29.020	112.0	1:45.347 (2)	91.99	0.023	16:02:38.013
15 - D2	26.082	120.6	50.634	106.0	29.129	111.8	1:45.845	91.56	0.521	16:04:23.858
16 - D2	25.936	121.5	50.548	106.3	29.261	111.2	1:45.745	91.64	0.421	16:06:09.603
17 - D2	26.047	121.3	50.825	105.5	29.223	111.1	1:46.095	91.34	0.771	16:07:55.698
18 - D2	26.343	121.1	51.191	106.1	IN PIT		1:50.094 P	88.02	4.770	16:09:45.792
19 - D1	OUTLAP	108.2	54.450	105.6	29.762	111.2	3:40.307	43.98	1:54.983	16:13:26.099
20 - D1	26.538	120.6	53.122	105.3	29.574	111.8	1:49.234	88.72	3.910	16:15:15.333
21 - D1	26.437	119.4	1:06.019	86.3	44.819	67.4	2:17.275	70.59	31.951	16:17:32.608
22 - D1	40.482	69.6	1:12.452	69.9	35.508	112.4	2:28.442	65.28	43.118	16:20:01.050
23 - D1	26.538	121.3	52.672	103.5	29.847	112.2	1:49.057	88.86	3.733	16:21:50.107
24 - D1	26.536	122.0	51.746	105.5	29.645	112.2	1:47.927	89.79	2.603	16:23:38.034
25 - D1	26.441	121.5	51.660	104.5	29.901	110.3	1:48.002	89.73	2.678	16:25:26.036
26 - D1	26.511	121.7	51.277	105.6	29.354	111.2	1:47.142	90.45	1.818	16:27:13.178
27 - D1	33.775	118.5	51.484	105.5	29.550	111.2	1:54.809	84.41	9.485	16:29:07.987
28 - D1	27.024	120.9	51.427	104.6	29.511	111.2	1:47.962	89.76	2.638	16:30:55.949
29 - D1	26.472	121.3	51.670	104.8	29.257	111.8	1:47.399	90.23	2.075	16:32:43.348
30 - D1	26.359	120.4	51.514	105.1	29.506	110.9	1:47.379	90.25	2.055	16:34:30.727
31 - D1	26.183	121.5	52.253	102.2	30.144	111.4	1:48.580	89.25	3.256	16:36:19.307
32 - D1	26.439	120.6	51.735	106.0	29.733	112.0	1:47.907	89.81	2.583	16:38:07.214

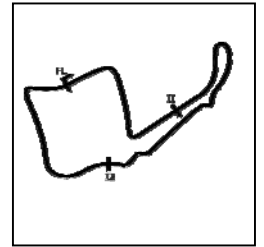
P14 66 GT4PA Team Parker Racing				Mercedes-AMG GT4						
IDEAL LAP TIME : 1:44.965		BEST LAP TIME : 1:45.122		DIFFERENCE : 0.157						
D1: Nick JONES		D2: Scott MALVERN								
LAP	SECTOR 1		SECTOR 2		SECTOR 3		LAP TIME	MPH	DIFF	TIME OF DAY
1 - D2		120.4	50.988	102.4	28.938	109.6	1:48.992	88.91	3.870	15:37:02.037
2 - D2	25.814	119.8	50.416	102.6	29.870	107.0	1:46.100	91.34	0.978	15:38:48.137
3 - D2	30.461	71.0	1:08.134	73.9	40.153	77.4	2:18.748	69.84	33.626	15:41:06.885
4 - D2	40.989	64.4	1:08.708	79.7	42.267	62.7	2:31.964	63.77	46.842	15:43:38.849
5 - D2	41.155	63.6	1:10.499	73.5	42.751	77.3	2:34.405	62.76	49.283	15:46:13.254
6 - D2	36.900	68.7	1:06.784	64.8	36.698	<b>110.9</b>	2:20.382	69.03	35.260	15:48:33.636
7 - D2	25.767	<b>120.6</b>	<b>50.337</b>	103.0	29.037	109.8	1:45.141 (3)	92.17	0.019	15:50:18.777
8 - D2	25.899	120.2	50.379	102.9	28.957	110.1	1:45.235	92.09	0.113	15:52:04.012
9 - D2	25.805	120.4	50.665	102.4	28.963	110.3	1:45.433	91.91	0.311	15:53:49.445
10 - D2	25.796	120.0	50.441	102.6	29.139	110.0	1:45.376	91.96	0.254	15:55:34.821
11 - D2	25.868	120.0	50.537	<b>103.4</b>	<b>28.897</b>	110.3	1:45.302	92.03	0.180	15:57:20.123
12 - D2	25.806	119.8	50.565	103.2	29.022	110.0	1:45.393	91.95	0.271	15:59:05.516
13 - D2	25.799	120.2	50.411	<b>103.4</b>	28.921	110.3	1:45.131 (2)	92.18	0.009	16:00:50.647
14 - D2	<b>25.731</b>	120.4	50.431	102.7	28.960	110.5	<b>1:45.122 (1)</b>	<b>92.19</b>		<b>16:02:35.769</b>
15 - D2	25.842	120.0	50.473	<b>103.4</b>	29.060	110.7	1:45.375	91.96	0.253	16:04:21.144
16 - D2	25.919	120.4	50.505	103.2	29.352	109.6	1:45.776	91.62	0.654	16:06:06.920
17 - D2	25.879	120.0	51.149	103.2	29.136	110.1	1:46.164	91.28	1.042	16:07:53.084
18 - D2	26.011	119.8	50.905	102.9	IN PIT		1:49.100 P	88.82	3.978	16:09:42.184
19 - D1	OUTLAP	117.9	52.751	102.7	29.682	109.4	3:35.552	44.96	1:50.430	16:13:17.736
20 - D1	26.443	118.7	52.272	102.7	29.373	110.0	1:48.088	89.66	2.966	16:15:05.824
21 - D1	26.434	101.8	1:13.921	94.3	44.795	57.2	2:25.150	66.76	40.028	16:17:30.974

Weather / Track : Bright / Dry

Oulton Park International  
Circuit Length = 2.6920 miles  
Start: 15:35 Flag 16:36 End: 16:38

# British GT Championship - Race 2 - Round 2

## RACE 14 - SECTOR ANALYSIS



SECTOR 1 = FL to I1, SECTOR 2 = I1 to I2, SECTOR 3 = I2 to FL, DIFF = Difference To Personal Best Lap, P = Crossed Finish Line in Pit Lane, D = Time Disallowed

22 - D1	40.308	67.7	1:13.095	64.9	35.940	110.0	2:29.343	64.89	44.221	16:20:00.317
23 - D1	26.412	119.4	53.077	101.5	29.432	109.8	1:48.921	88.97	3.799	16:21:49.238
24 - D1	26.193	119.6	52.355	102.9	29.616	109.2	1:48.164	89.59	3.042	16:23:37.402
25 - D1	26.378	118.5	51.866	102.4	29.419	110.0	1:47.663	90.01	2.541	16:25:25.065
26 - D1	26.142	118.9	51.419	102.7	29.666	109.4	1:47.227	90.38	2.105	16:27:12.292
27 - D1	26.513	118.1	51.494	103.0	29.243	109.6	1:47.250	90.36	2.128	16:28:59.542
28 - D1	26.106	120.4	58.886	101.0	29.502	108.0	1:54.494	84.64	9.372	16:30:54.036
29 - D1	27.136	117.5	51.888	101.6	29.580	109.1	1:48.604	89.23	3.482	16:32:42.640
30 - D1	26.599	118.3	51.466	102.4	29.292	109.6	1:47.357	90.27	2.235	16:34:29.997
31 - D1	26.318	119.1	52.703	102.7	30.161	109.6	1:49.182	88.76	4.060	16:36:19.179
32 - D1	27.234	118.7	52.767	102.7	29.952	108.9	1:49.953	88.14	4.831	16:38:09.132

### P15 47 GT3PA TF Sport

Aston Martin V8 Vantage GT3

IDEAL LAP TIME : 1:36.783

BEST LAP TIME : 1:36.859

DIFFERENCE : 0.076

D1: Graham DAVIDSON D2: Jonny ADAM

LAP	SECTOR 1	SECTOR 2	SECTOR 3	LAP TIME	MPH	DIFF	TIME OF DAY			
1 - D2	128.0	47.985	115.9	27.079	122.0	1:42.332	94.70	5.473	15:36:55.377	
2 - D2	23.761	130.8	46.915	115.7	27.032	103.4	1:37.708	99.18	0.849	15:38:33.085
3 - D2	40.121	63.1	1:06.455	75.8	41.495	72.7	2:28.071	65.45	51.212	15:41:01.156
4 - D2	40.407	71.9	1:08.322	67.9	43.001	75.5	2:31.730	63.87	54.871	15:43:32.886
5 - D2	39.206	71.7	1:12.755	62.1	41.801	96.1	2:33.762	63.02	56.903	15:46:06.648
6 - D2	37.562	76.1	1:08.056	72.0	37.036	121.7	2:22.654	67.93	45.795	15:48:29.302
7 - D2	23.656	131.8	46.762	115.3	26.739	121.7	1:37.157 (2)	99.74	0.298	15:50:06.459
8 - D2	23.610	131.0	46.994	115.5	26.762	122.0	1:37.366	99.53	0.507	15:51:43.825
9 - D2	23.574	131.8	47.273	115.3	26.782	121.3	1:37.629	99.26	0.770	15:53:21.454
10 - D2	23.601	132.3	46.830	115.7	26.806	122.0	1:37.237 (3)	99.66	0.378	15:54:58.691
11 - D2	23.610	132.3	46.950	115.9	26.967	122.2	1:37.527	99.37	0.668	15:56:36.218
12 - D2	23.786	131.0	46.962	115.3	27.015	122.2	1:37.763	99.13	0.904	15:58:13.981
13 - D2	23.600	131.8	46.937	115.7	26.837	121.7	1:37.374	99.52	0.515	15:59:51.355
14 - D2	23.634	132.1	46.470	115.7	26.755	122.0	1:36.859 (1)	100.05		16:01:28.214
15 - D2	23.752	131.3	46.909	115.7	IN PIT		1:40.130 P	96.78	3.271	16:03:08.344
16 - D1	OUTLAP	128.8	48.381	115.5	28.120	121.3	3:07.088	51.80	1:30.229	16:06:15.432
17 - D1	24.323	130.8	48.793	115.7	27.667	120.0	1:40.783	96.16	3.924	16:07:56.215
18 - D1	25.656	128.5	48.444	116.1	27.649	120.9	1:41.749	95.24	4.890	16:09:37.964
19 - D1	24.475	130.5	1:09.656	73.6	42.125	64.7	2:16.256	71.12	39.397	16:11:54.220
20 - D1	39.575	70.6	1:18.441	66.4	42.608	62.0	2:40.624	60.33	1:03.765	16:14:34.844
21 - D1	40.303	69.9	1:18.427	67.1	45.755	59.5	2:44.485	58.91	1:07.626	16:17:19.329
22 - D1	40.485	75.6	1:14.001	46.2	38.601	121.5	2:33.087	63.30	56.228	16:19:52.416
23 - D1	24.347	130.5	49.443	115.5	27.378	122.6	1:41.168	95.79	4.309	16:21:33.584
24 - D1	24.975	130.8	48.637	114.1	27.480	121.7	1:41.092	95.86	4.233	16:23:14.676
25 - D1	24.029	132.1	49.526	115.5	28.233	121.7	1:41.788	95.21	4.929	16:24:56.464
26 - D1	24.328	132.3	48.535	114.7	27.803	121.1	1:40.666	96.27	3.807	16:26:37.130
27 - D1	24.390	131.8	48.674	114.3	27.313	122.2	1:40.377	96.54	3.518	16:28:17.507
28 - D1	23.895	131.5	48.161	115.5	27.411	122.4	1:39.467	97.43	2.608	16:29:56.974
29 - D1	24.816	130.8	49.067	115.3	27.448	120.9	1:41.331	95.64	4.472	16:31:38.305
30 - D1	24.158	131.5	48.702	114.3	27.896	121.5	1:40.756	96.18	3.897	16:33:19.061
31 - D1	24.014	132.1	48.652	114.5	27.851	120.9	1:40.517	96.41	3.658	16:34:59.578

### P16 7 GT3S Team Parker Racing

Bentley Continental GT3

IDEAL LAP TIME : 1:37.169

BEST LAP TIME : 1:37.510

DIFFERENCE : 0.341

D1: Ryan RATCLIFFE D2: Glynn GEDDIE

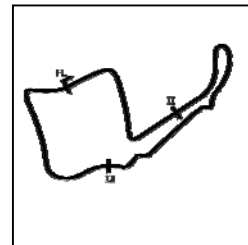
LAP	SECTOR 1	SECTOR 2	SECTOR 3	LAP TIME	MPH	DIFF	TIME OF DAY			
1 - D2	129.0	49.040	115.9	26.912	123.1	1:43.630	93.51	6.120	15:36:56.675	
2 - D2	23.650	131.3	46.923	116.1	28.899	86.7	1:39.472	97.42	1.962	15:38:36.147
3 - D2	39.708	54.9	1:06.325	78.2	41.453	89.2	2:27.486	65.70	49.976	15:41:03.633
4 - D2	40.811	80.8	1:08.796	79.2	43.255	62.5	2:32.862	63.39	55.352	15:43:36.495
5 - D2	39.399	72.7	1:11.377	67.5	42.689	78.4	2:33.465	63.14	55.955	15:46:09.960
6 - D2	37.257	63.1	1:07.218	64.4	36.083	122.9	2:20.558	68.94	43.048	15:48:30.518
7 - D2	23.783	131.3	47.181	116.3	26.838	123.1	1:37.802	99.09	0.292	15:50:08.320
8 - D2	24.013	130.5	46.933	115.7	26.805	123.8	1:37.751	99.14	0.241	15:51:46.071
9 - D2	23.883	128.5	46.860	117.1	26.767	123.1	1:37.510 (1)	99.38		15:53:23.581
10 - D2	24.252	129.5	47.246	117.1	26.736	122.9	1:38.234	98.65	0.724	15:55:01.815
11 - D2	23.867	131.0	47.529	115.5	26.659	123.1	1:38.055	98.83	0.545	15:56:39.870

Weather / Track : Bright / Dry

Oulton Park International  
Circuit Length = 2.6920 miles  
Start: 15:35 Flag 16:36 End: 16:38

# British GT Championship - Race 2 - Round 2

## RACE 14 - SECTOR ANALYSIS



SECTOR 1 = FL to I1, SECTOR 2 = I1 to I2, SECTOR 3 = I2 to FL, DIFF = Difference To Personal Best Lap, P = Crossed Finish Line in Pit Lane, D = Time Disallowed

Lap	Driver	S1	S2	S3	Diff	MPH	Time	Notes
12 - D2		23.799	131.0	47.180	116.9	26.740	123.3	1:37.719 (3) 99.17 0.209 15:58:17.589
13 - D2		23.788	131.3	47.072	117.5	26.706	123.3	1:37.566 (2) 99.33 0.056 15:59:55.155
14 - D2		23.860	131.0	47.106	116.9	IN PIT		1:42.278 P 94.75 4.768 16:01:37.433
15 - D1	OUTLAP	130.0	48.556	116.1		27.185	122.4	3:06.918 51.84 1:29.408 16:04:44.351
16 - D1		24.111	131.3	47.552	117.5	27.172	122.9	1:38.835 98.05 1.325 16:06:23.186
17 - D1		24.055	131.8	48.111	116.5	27.124	122.9	1:39.290 97.60 1.780 16:08:02.476
18 - D1		24.202	132.1	50.008	104.2	28.901	122.9	1:43.111 93.98 5.601 16:09:45.587
19 - D1		24.052	130.8	1:03.172	70.1	42.208	66.9	2:09.432 74.87 31.922 16:11:55.019
20 - D1		39.571	77.7	1:19.118	71.6	41.947	71.6	2:40.636 60.33 1:03.126 16:14:35.655
21 - D1		40.156	65.3	1:19.737	70.4	45.308	59.7	2:45.201 58.66 1:07.691 16:17:20.856
22 - D1		40.399	65.4	1:13.700	50.5	38.017	122.9	2:32.116 63.70 54.606 16:19:52.972
23 - D1		24.344	130.8	49.620	116.7	27.692	123.5	1:41.656 95.33 4.146 16:21:34.628
24 - D1		24.497	130.5	48.649	117.5	27.559	122.9	1:40.705 96.23 3.195 16:23:15.333
25 - D1		24.239	132.1	49.000	118.1	28.600	122.6	1:41.839 95.16 4.329 16:24:57.172
26 - D1		24.166	131.3	48.690	116.9	27.677	122.6	1:40.533 96.39 3.023 16:26:37.705
27 - D1		24.685	131.3	48.282	117.7	27.580	123.8	1:40.547 96.38 3.037 16:28:18.252
28 - D1		24.102	131.3	48.047	116.9	27.119	124.2	1:39.268 97.62 1.758 16:29:57.520
29 - D1		24.568	130.5	48.898	116.9	27.681	122.6	1:41.147 95.81 3.637 16:31:38.667
30 - D1		24.111	132.3	48.973	114.5	27.563	123.1	1:40.647 96.29 3.137 16:33:19.314
31 - D1		24.200	130.8	48.474	116.7	27.777	124.2	1:40.451 96.47 2.941 16:34:59.765

### P17 11 GT4PA Beechdean AMR

Aston Martin V8 Vantage GT4

IDEAL LAP TIME : 1:45.532

BEST LAP TIME : 1:45.708

DIFFERENCE : 0.176

D1: Kelvin FLETCHER

D2: Martin PLOWMAN

LAP	SECTOR 1	SECTOR 2	SECTOR 3	LAP TIME	MPH	DIFF	TIME OF DAY	
1 - D2		119.1	51.498	104.2	29.749	109.2	1:50.566 87.65 4.858 15:37:03.611	
2 - D2	26.978	117.9	51.160	104.2	31.580	109.1	1:49.718 88.32 4.010 15:38:53.329	
3 - D2	29.208	94.3	1:06.062	80.6	41.358	70.7	2:16.628 70.93 30.920 15:41:09.957	
4 - D2	40.683	58.1	1:09.207	78.3	41.805	59.8	2:31.695 63.88 45.987 15:43:41.652	
5 - D2	41.128	52.3	1:10.007	78.2	43.186	57.3	2:34.321 62.79 48.613 15:46:15.973	
6 - D2	36.395	82.0	1:06.767	74.4	35.610	111.2	2:18.772 69.83 33.064 15:48:34.745	
7 - D2	26.240	120.2	50.763	104.8	29.089	110.3	1:46.092 91.34 0.384 15:50:20.837	
8 - D2	26.193	118.5	50.620	105.0	29.163	110.3	1:45.976 91.44 0.268 15:52:06.813	
9 - D2	26.078	118.7	50.483	105.1	29.147	110.1	1:45.708 (1) 91.67 15:53:52.521	
10 - D2	26.184	118.5	51.132	104.5	29.356	110.9	1:46.672 90.85 0.964 15:55:39.193	
11 - D2	26.193	118.7	50.852	104.8	29.159	110.5	1:46.204 91.25 0.496 15:57:25.397	
12 - D2	26.154	119.1	50.613	104.8	29.096	110.5	1:45.863 91.54 0.155 15:59:11.260	
13 - D2	26.074	119.1	50.594	104.6	29.156	110.9	1:45.824 (3) 91.57 0.116 16:00:57.084	
14 - D2	26.073	118.9	50.741	105.0	29.093	110.5	1:45.907 91.50 0.199 16:02:42.991	
15 - D2	26.230	118.7	50.370	105.6	29.191	110.5	1:45.791 (2) 91.60 0.083 16:04:28.782	
16 - D2	26.307	118.5	50.820	105.1	29.228	110.0	1:46.355 91.12 0.647 16:06:15.137	
17 - D2	26.395	118.9	51.157	105.0	29.310	110.1	1:46.862 90.68 1.154 16:08:01.999	
18 - D2	27.013	118.1	51.168	104.6	IN PIT		1:50.276 P 87.88 4.568 16:09:52.275	
19 - D1	OUTLAP	115.3	54.703	104.6	30.349	110.1	3:40.079 44.03 1:54.371 16:13:32.354	
20 - D1		27.060	117.9	52.943	104.2	30.251	110.0	1:50.254 87.89 4.546 16:15:22.608
21 - D1		26.614	118.9	1:00.340	89.4	45.065	61.1	2:12.019 73.40 26.311 16:17:34.627
22 - D1		40.759	60.7	1:11.684	68.4	34.618	111.1	2:27.061 65.89 41.353 16:20:01.688
23 - D1		26.607	119.8	52.596	105.0	29.814	110.5	1:49.017 88.89 3.309 16:21:50.705
24 - D1		26.789	118.3	52.174	104.3	29.486	110.7	1:48.449 89.36 2.741 16:23:39.154
25 - D1		26.595	119.1	51.386	104.8	29.828	110.7	1:47.809 89.89 2.101 16:25:26.963
26 - D1		26.471	119.4	51.530	104.6	29.406	110.3	1:47.407 90.22 1.699 16:27:14.370
27 - D1		26.786	120.0	51.143	105.1	29.391	110.9	1:47.320 90.30 1.612 16:29:01.690
28 - D1		26.379	118.3	51.257	104.8	29.455	110.9	1:47.091 90.49 1.383 16:30:48.781
29 - D1		26.399	119.1	51.774	104.5	29.607	110.0	1:47.780 89.91 2.072 16:32:36.561
30 - D1		26.772	117.9	52.112	104.6	29.674	110.5	1:48.558 89.27 2.850 16:34:25.119
31 - D1		26.918	117.5	1:25.480	103.4	30.784	109.8	2:23.182 67.68 37.474 16:36:48.301

### P18 5 GT4S Tolman Motorsport

McLaren 570S GT4

IDEAL LAP TIME : 1:45.220

BEST LAP TIME : 1:45.358

DIFFERENCE : 0.138

D1: Jordan COLLARD

D2: Lewis PROCTOR

LAP	SECTOR 1	SECTOR 2	SECTOR 3	LAP TIME	MPH	DIFF	TIME OF DAY
1 - D2		122.2	52.808	106.6	29.183	113.1	1:52.360 86.25 7.002 15:37:05.405
2 - D2	26.362	122.2	50.964	104.0	31.857	109.8	1:49.183 88.76 3.825 15:38:54.588

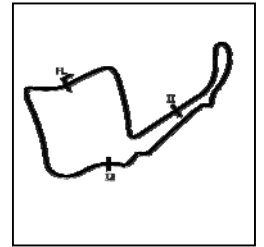
Weather / Track : Bright / Dry

Oulton Park International  
Circuit Length = 2.6920 miles  
Start: 15:35 Flag 16:36 End: 16:38



# British GT Championship - Race 2 - Round 2

## RACE 14 - SECTOR ANALYSIS



SECTOR 1 = FL to I1, SECTOR 2 = I1 to I2, SECTOR 3 = I2 to FL, DIFF = Difference To Personal Best Lap, P = Crossed Finish Line in Pit Lane, D = Time Disallowed

3 - D2	29.213	91.5	1:06.312	79.1	41.006	69.1	2:16.531	70.98	31.173	15:41:11.119	
4 - D2	40.979	52.5	1:08.404	77.1	42.208	67.1	2:31.591	63.93	46.233	15:43:42.710	
5 - D2	41.666	45.8	1:09.376	76.4	43.517	49.5	2:34.559	62.70	49.201	15:46:17.269	
6 - D2	36.742	71.9	1:06.162	75.3	35.383	112.9	2:18.287	70.08	32.929	15:48:35.556	
7 - D2	26.095	<b>122.6</b>	50.860	106.0	29.829	112.2	1:46.784	90.75	1.426	15:50:22.340	
8 - D2	26.157	121.3	50.705	106.6	29.193	112.5	1:46.055	91.37	0.697	15:52:08.395	
9 - D2	26.004	122.2	50.671	106.5	29.199	112.4	1:45.874	91.53	0.516	15:53:54.269	
10 - D2	26.022	121.7	50.527	107.2	29.309	112.5	1:45.858	91.55	0.500	15:55:40.127	
11 - D2	26.050	122.0	51.060	106.1	29.214	113.1	1:46.324	91.14	0.966	15:57:26.451	
12 - D2	26.038	121.1	50.738	106.0	29.260	112.4	1:46.036	91.39	0.678	15:59:12.487	
13 - D2	26.159	122.0	50.687	<b>107.3</b>	29.235	112.2	1:46.081	91.35	0.723	16:00:58.568	
14 - D2	26.050	122.2	51.068	106.3	29.070	113.1	1:46.188	91.26	0.830	16:02:44.756	
15 - D2	26.056	122.4	50.356	107.0	29.643	111.6	1:46.055	91.37	0.697	16:04:30.811	
16 - D2	26.297	121.7	51.187	105.8	IN PIT		1:49.365	<b>P</b>	88.61	4.007	16:06:20.176
17 - D1	OUTLAP	112.7	54.906	105.1	29.646	112.0	3:51.153	41.92	2:05.795	16:10:11.329	
18 - D1	26.367	116.3	55.726	106.1	29.462	111.8	1:51.555	86.87	6.197	16:12:02.884	
19 - D1	33.067	69.8	1:20.355	83.6	40.806	77.4	2:34.228	62.83	48.870	16:14:37.112	
20 - D1	40.199	70.9	1:19.127	68.8	45.203	60.3	2:44.529	58.90	59.171	16:17:21.641	
21 - D1	40.227	69.2	1:13.582	48.1	38.699	112.4	2:32.508	63.54	47.150	16:19:54.149	
22 - D1	26.522	121.3	50.486	106.3	29.291	112.5	1:46.299	91.17	0.941	16:21:40.448	
<b>23 - D1</b>	26.047	120.6	50.349	106.5	<b>28.962</b>	112.9	<b>1:45.358 (1)</b>	<b>91.98</b>		<b>16:23:25.806</b>	
24 - D1	26.015	120.9	<b>50.299</b>	106.3	29.174	112.4	1:45.488	<b>(2)</b>	91.87	0.130	16:25:11.294
25 - D1	<b>25.959</b>	120.9	50.359	106.1	29.220	112.5	1:45.538	<b>(3)</b>	91.82	0.180	16:26:56.832
26 - D1	26.052	120.0	50.342	106.3	29.286	112.7	1:45.680	91.70	0.322	16:28:42.512	
27 - D1	26.078	120.2	50.713	106.1	29.082	112.9	1:45.873	91.53	0.515	16:30:28.385	
28 - D1	26.040	120.2	50.590	105.1	29.200	112.9	1:45.830	91.57	0.472	16:32:14.215	
29 - D1	26.176	120.4	50.550	106.3	29.083	112.7	1:45.809	91.59	0.451	16:34:00.024	
30 - D1	26.013	119.8	50.652	105.0	29.175	<b>113.3</b>	1:45.840	91.56	0.482	16:35:45.864	
31 - D1	26.172	120.0	50.882	106.1	29.402	112.5	1:46.456	91.03	1.098	16:37:32.320	

### P19 58 GT4S HHC Motorsport

### McLaren 570S GT4

IDEAL LAP TIME : 1:45.065 BEST LAP TIME : 1:45.446

DIFFERENCE : 0.381

D1: Tom JACKSON D2: Luke WILLIAMS

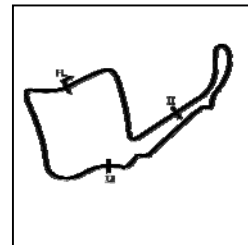
LAP	SECTOR 1	SECTOR 2	SECTOR 3	LAP TIME	MPH	DIFF	TIME OF DAY				
1 - D2	121.7	52.958	106.1	29.053	113.7	1:52.786	85.92	7.340	15:37:05.831		
2 - D2	26.109	123.1	51.231	105.6	32.181	110.3	1:49.521	88.48	4.075	15:38:55.352	
3 - D2	29.034	91.9	1:07.495	94.7	39.800	67.7	2:16.329	71.08	30.883	15:41:11.681	
4 - D2	41.367	72.2	1:08.063	79.7	42.669	62.5	2:32.099	63.71	46.653	15:43:43.780	
5 - D2	41.630	41.4	1:09.071	85.7	43.417	46.5	2:34.118	62.88	48.672	15:46:17.898	
6 - D2	36.929	67.5	1:05.722	79.1	35.399	114.5	2:18.050	70.20	32.604	15:48:35.948	
7 - D2	26.121	121.5	50.562	106.8	29.398	113.7	1:46.081	91.35	0.635	15:50:22.029	
8 - D2	<b>25.749</b>	<b>123.3</b>	<b>50.385</b>	107.5	29.572	102.7	1:45.706	<b>(3)</b>	91.68	0.260	15:52:07.735
9 - D2	26.070	122.4	50.742	107.0	29.172	113.9	1:45.984	91.44	0.538	15:53:53.719	
10 - D2	26.055	123.1	50.629	107.2	29.162	<b>114.7</b>	1:45.846	91.56	0.400	15:55:39.565	
11 - D2	25.994	123.1	51.251	105.8	<b>28.931</b>	114.5	1:46.176	91.27	0.730	15:57:25.741	
12 - D2	26.084	121.3	50.777	<b>108.0</b>	29.014	114.1	1:45.875	91.53	0.429	15:59:11.616	
13 - D2	25.961	<b>123.3</b>	51.446	105.5	29.024	113.3	1:46.431	91.05	0.985	16:00:58.047	
<b>14 - D2</b>	26.041	123.1	50.389	107.3	29.016	113.7	<b>1:45.446 (1)</b>	<b>91.90</b>		<b>16:02:43.493</b>	
15 - D2	25.980	123.1	50.872	105.6	29.003	113.5	1:45.855	91.55	0.409	16:04:29.348	
16 - D2	26.917	122.6	50.654	106.6	29.561	112.9	1:47.132	90.46	1.686	16:06:16.480	
17 - D2	26.084	122.4	50.881	106.5	29.155	112.2	1:46.120	91.32	0.674	16:08:02.600	
18 - D2	27.636	<b>119.8</b>	51.039	106.3	IN PIT		1:50.822	<b>P</b>	87.44	5.376	16:09:53.422
19 - D1	OUTLAP	75.2	1:20.387	74.9	40.772	75.8	4:45.710	33.92	3:00.264	16:14:39.132	
20 - D1	40.482	64.2	1:19.361	67.3	44.613	72.5	2:44.456	58.92	59.010	16:17:23.588	
21 - D1	40.676	67.4	1:13.207	55.1	38.220	113.1	2:32.103	63.71	46.657	16:19:55.691	
22 - D1	26.256	121.7	50.721	107.5	29.093	113.9	1:46.070	91.36	0.624	16:21:41.761	
23 - D1	26.144	122.2	50.488	107.2	29.053	113.9	1:45.685	<b>(2)</b>	91.69	0.239	16:23:27.446
24 - D1	26.253	120.2	50.522	106.6	29.021	114.1	1:45.796	91.60	0.350	16:25:13.242	
25 - D1	26.093	121.3	50.752	107.2	29.123	114.1	1:45.968	91.45	0.522	16:26:59.210	
26 - D1	26.194	122.2	50.572	106.8	29.455	113.1	1:46.221	91.23	0.775	16:28:45.431	
27 - D1	26.130	121.3	50.716	106.6	29.239	113.3	1:46.085	91.35	0.639	16:30:31.516	
28 - D1	26.056	121.1	50.699	106.3	29.176	113.3	1:45.931	91.48	0.485	16:32:17.447	
29 - D1	26.258	122.4	50.643	105.8	29.020	113.9	1:45.921	91.49	0.475	16:34:03.368	
30 - D1	26.137	120.9	50.837	105.6	29.131	114.3	1:46.105	91.33	0.659	16:35:49.473	

Weather / Track : Bright / Dry

Oulton Park International  
Circuit Length = 2.6920 miles  
Start: 15:35 Flag 16:36 End: 16:38

# British GT Championship - Race 2 - Round 2

## RACE 14 - SECTOR ANALYSIS



SECTOR 1 = FL to I1, SECTOR 2 = I1 to I2, SECTOR 3 = I2 to FL, DIFF = Difference To Personal Best Lap, P = Crossed Finish Line in Pit Lane, D = Time Disallowed  
 31 - D1 26.121 121.5 51.231 106.5 29.631 112.5 1:46.983 90.58 1.537 16:37:36.456

P20 19 GT4S Multimatic Motorsports		Ford Mustang GT4									
IDEAL LAP TIME : 1:45.627		BEST LAP TIME : 1:45.828			DIFFERENCE : 0.201						
D1: Jade BUFORD		D2: Chad MCCUMBEE									
LAP	SECTOR 1	SECTOR 2	SECTOR 3	LAP TIME	MPH	DIFF	TIME OF DAY				
1 - D2	118.5	53.009	104.0	29.699	<b>110.7</b>	1:54.981	84.28	9.153	15:37:08.026		
2 - D2	26.335 118.7	50.905 98.5	34.100 106.8	1:51.340	87.04	5.512	15:38:59.366				
3 - D2	28.313 80.9	1:07.157 82.1	40.174 74.7	2:15.644	71.44	29.816	15:41:15.010				
4 - D2	42.259 61.8	1:07.603 85.3	42.232 53.6	2:32.094	63.71	46.266	15:43:47.104				
5 - D2	42.077 43.5	1:08.704 85.3	42.897 55.8	2:33.678	63.06	47.850	15:46:20.782				
6 - D2	37.419 68.8	1:05.557 70.5	34.548 110.7	2:17.524	70.46	31.696	15:48:38.306				
7 - D2	26.150 119.1	50.783 104.6	29.235 110.3	1:46.168	91.28	0.340	15:50:24.474				
8 - D2	26.122 118.3	50.749 103.8	29.324 109.6	1:46.195	91.25	0.367	15:52:10.669				
9 - D2	26.170 118.1	50.734 104.3	29.306 110.1	1:46.210	91.24	0.382	15:53:56.879				
10 - D2	26.055 118.5	50.484 104.3	29.332 109.8	1:45.871 (3)	91.53	0.043	15:55:42.750				
11 - D2	26.060 118.5	50.642 103.4	29.273 110.0	1:45.975	91.44	0.147	15:57:28.725				
12 - D2	26.054 118.7	50.521 104.5	29.253 109.6	<b>1:45.828 (1)</b>	<b>91.57</b>		<b>15:59:14.553</b>				
13 - D2	26.127 118.3	50.630 104.2	<b>29.169</b> 110.0	1:45.926	91.49	0.098	16:01:00.479				
14 - D2	26.127 119.1	<b>50.479</b> 103.8	29.235 110.1	1:45.841 (2)	91.56	0.013	16:02:46.320				
15 - D2	26.113 118.7	51.125 104.6	29.336 110.1	1:46.574	90.93	0.746	16:04:32.894				
16 - D2	26.141 118.5	50.774 104.6	29.303 110.0	1:46.218	91.23	0.390	16:06:19.112				
17 - D2	26.274 118.3	50.964 103.8	IN PIT	<b>1:50.232</b> P	87.91	4.404	<b>16:08:09.344</b>				
18 - D1	OUTLAP 116.5	56.170 99.4	30.237 108.5	4:00.094	40.36	2:14.266	16:12:09.438				
19 - D1	29.553 68.6	1:20.553 67.6	41.289 70.5	2:31.395	64.01	45.567	16:14:40.833				
20 - D1	40.065 65.4	1:19.130 61.3	45.002 66.2	2:44.197	59.02	58.369	16:17:25.030				
21 - D1	40.202 65.9	1:13.168 57.7	37.804 109.8	2:31.174	64.10	45.346	16:19:56.204				
22 - D1	26.261 118.7	50.880 104.2	29.285 109.6	1:46.426	91.06	0.598	16:21:42.630				
23 - D1	26.103 119.4	50.751 104.5	29.187 110.1	1:46.041	91.39	0.213	16:23:28.671				
24 - D1	26.048 119.1	50.884 104.3	29.178 110.3	1:46.110	91.33	0.282	16:25:14.781				
25 - D1	26.107 119.1	50.954 104.2	29.176 110.0	1:46.237	91.22	0.409	16:27:01.018				
26 - D1	<b>25.979</b> 118.9	51.788 103.5	29.253 110.3	1:47.020	90.55	1.192	16:28:48.038				
27 - D1	26.030 118.7	50.946 103.7	29.255 109.6	1:46.231	91.22	0.403	16:30:34.269				
28 - D1	26.187 118.7	50.878 103.5	29.253 110.0	1:46.318	91.15	0.490	16:32:20.587				
29 - D1	26.017 118.7	50.876 103.7	29.186 110.0	1:46.079	91.35	0.251	16:34:06.666				
30 - D1	26.071 118.5	50.890 104.0	29.179 110.0	1:46.140	91.30	0.312	16:35:52.806				
31 - D1	26.210 113.9	52.465 104.0	29.644 110.0	1:48.319	89.47	2.491	16:37:41.125				

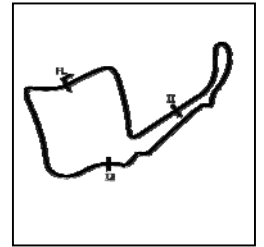
P21 32 GT4PA Track Focused		KTM X-Bow GT4									
IDEAL LAP TIME : 1:45.800		BEST LAP TIME : 1:46.044			DIFFERENCE : 0.244						
D1: Mike MCCOLLUM		D2: Sean COOPER									
LAP	SECTOR 1	SECTOR 2	SECTOR 3	LAP TIME	MPH	DIFF	TIME OF DAY				
1 - D2	114.1	54.446	100.6	IN PIT	2:02.511 P	79.10	16.467	15:37:15.556			
2 - D2	OUTLAP 114.7	51.414 101.2	30.107 107.2	2:20.385	69.03	34.341	15:39:35.941				
3 - D2	27.603 113.7	51.668 101.6	30.630 94.2	1:49.901	88.18	3.857	15:41:25.842				
4 - D2	41.005 76.6	1:07.623 101.9	40.208 56.7	2:28.836	65.11	42.792	15:43:54.678				
5 - D2	45.097 45.3	1:07.450 102.7	41.142 66.4	2:33.689	63.05	47.645	15:46:28.367				
6 - D2	38.503 65.6	1:04.633 98.2	33.462 107.7	2:16.598	70.94	30.554	15:48:44.965				
7 - D2	26.755 116.1	50.893 101.5	29.474 107.2	1:47.122	90.46	1.078	15:50:32.087				
8 - D2	26.173 116.3	<b>50.476</b> 102.1	29.395 107.2	<b>1:46.044 (1)</b>	<b>91.38</b>		<b>15:52:18.131</b>				
9 - D2	26.148 116.9	52.088 101.6	29.390 107.0	1:47.626	90.04	1.582	15:54:05.757				
10 - D2	<b>26.065</b> 116.7	50.697 101.8	29.448 107.8	1:46.210 (3)	91.24	0.166	15:55:51.967				
11 - D2	26.145 116.9	51.425 101.6	29.749 107.2	1:47.319	90.30	1.275	15:57:39.286				
12 - D2	26.244 116.7	51.244 102.4	29.772 106.8	1:47.260	90.35	1.216	15:59:26.546				
13 - D2	26.292 115.1	51.449 101.5	29.748 107.0	1:47.489	90.16	1.445	16:01:14.035				
14 - D2	27.814 114.9	52.180 101.2	29.856 106.6	1:49.850	88.22	3.806	16:03:03.885				
15 - D2	26.269 115.3	51.167 101.8	29.445 107.3	1:46.881	90.67	0.837	16:04:50.766				
16 - D2	26.166 115.7	50.673 101.6	29.329 107.3	1:46.168 (2)	91.28	0.124	16:06:36.934				
17 - D2	26.162 115.3	51.074 101.6	IN PIT	<b>1:50.761</b> P	87.49	4.717	<b>16:08:27.695</b>				
18 - D1	OUTLAP 109.4	55.127 99.7	30.761 106.6	3:44.735	43.12	1:58.691	16:12:12.430				
19 - D1	29.491 75.4	1:20.201 61.7	42.041 74.6	2:31.733	63.87	45.689	16:14:44.163				
20 - D1	39.543 72.3	1:17.824 69.3	45.397 57.9	2:42.764	59.54	56.720	16:17:26.927				
21 - D1	39.783 61.5	1:13.077 58.4	37.651 108.2	2:30.511	64.38	44.467	16:19:57.438				

Weather / Track : Bright / Dry

Oulton Park International  
 Circuit Length = 2.6920 miles  
 Start: 15:35 Flag 16:36 End: 16:38

# British GT Championship - Race 2 - Round 2

## RACE 14 - SECTOR ANALYSIS



SECTOR 1 = FL to I1, SECTOR 2 = I1 to I2, SECTOR 3 = I2 to FL, DIFF = Difference To Personal Best Lap, P = Crossed Finish Line in Pit Lane, D = Time Disallowed

22 - D1	26.226	116.3	51.939	101.3	29.538	106.8	1:47.703	89.98	1.659	16:21:45.141
23 - D1	26.407	115.7	50.943	102.1	29.606	107.3	1:46.956	90.61	0.912	16:23:32.097
24 - D1	26.311	116.1	51.319	101.8	29.621	106.6	1:47.251	90.36	1.207	16:25:19.348
25 - D1	26.228	115.7	51.121	102.1	29.833	106.8	1:47.182	90.41	1.138	16:27:06.530
26 - D1	26.344	114.7	52.091	101.3	29.362	107.7	1:47.797	89.90	1.753	16:28:54.327
27 - D1	26.387	112.0	51.498	100.7	29.492	107.0	1:47.377	90.25	1.333	16:30:41.704
28 - D1	26.199	115.3	50.744	102.2	29.372	107.3	1:46.315	91.15	0.271	16:32:28.019
29 - D1	26.420	114.9	50.934	101.3	29.460	107.3	1:46.814	90.73	0.770	16:34:14.833
30 - D1	26.200	115.1	50.753	101.9	<b>29.259</b>	107.3	1:46.212	91.24	0.168	16:36:01.045
31 - D1	26.409	109.8	51.984	101.5	29.977	107.3	1:48.370	89.42	2.326	16:37:49.415

### P22 75 GT4S Optimum Motorsport Aston Martin V8 Vantage GT4

IDEAL LAP TIME : 1:46.020 BEST LAP TIME : 1:46.295 DIFFERENCE : 0.275

D1: Patrik MATTHIESEN D2: Mike ROBINSON

LAP	SECTOR 1	SECTOR 2	SECTOR 3	LAP TIME	MPH	DIFF	TIME OF DAY
1 - D2		115.3	54.038 102.4	30.160 107.0	1:58.232	81.96	11.937 15:37:11.277
2 - D2	26.401	117.3	51.053 102.1	36.238 99.8	1:53.692	85.24	7.397 15:39:04.969
3 - D2	29.618	91.4	1:06.230 96.2	41.505 73.0	2:17.353	70.55	31.058 15:41:22.322
4 - D2	41.180	63.8	1:08.042 99.8	40.923 50.2	2:30.145	64.54	43.850 15:43:52.467
5 - D2	44.289	40.8	1:08.475 101.2	40.799 61.1	2:33.563	63.10	47.268 15:46:26.030
6 - D2	38.698	58.6	1:04.516 78.3	33.459 109.2	2:16.673	70.90	30.378 15:48:42.703
7 - D2	26.387	116.9	50.682 104.2	29.359 109.1	1:46.428 (3)	91.05	0.133 15:50:29.131
8 - D2	26.239	117.9	50.632 103.4	29.461 109.6	1:46.332 (2)	91.14	0.037 15:52:15.463
9 - D2	26.276	117.7	51.692 104.2	29.447 109.6	1:47.415	90.22	1.120 15:54:02.878
10 - D2	26.067	118.1	51.361 103.0	30.109 97.6	1:47.537	90.12	1.242 15:55:50.415
11 - D2	26.416	117.3	51.151 103.7	29.513 109.4	1:47.080	90.50	0.785 15:57:37.495
12 - D2	26.280	117.9	51.992 103.2	29.367 109.1	1:47.639	90.03	1.344 15:59:25.134
13 - D2	26.413	117.3	51.397 104.0	29.625 108.5	1:47.435	90.20	1.140 16:01:12.569
14 - D2	26.843	116.7	51.834 103.8	29.669 108.9	1:48.346	89.44	2.051 16:03:00.915
15 - D2	26.342	117.9	50.990 104.2	29.637 109.6	1:46.969	90.59	0.674 16:04:47.884
16 - D2	26.200	117.5	50.774 104.2	29.321 108.9	1:46.295 (1)	91.17	2.992 16:06:34.179
17 - D2	26.200	117.3	50.830 103.7	IN PIT	1:49.287 P	88.67	2.992 16:08:23.466
18 - D1	OUTLAP	87.2	1:02.512 77.4	35.487 84.0	4:07.343	39.18	2:21.048 16:12:30.809
19 - D1	32.676	86.1	1:01.327 79.7	40.880 93.3	2:14.883	71.84	28.588 16:14:45.692
20 - D1	38.812	73.0	1:17.490 72.5	45.601 55.5	2:41.903	59.85	55.608 16:17:27.595
21 - D1	39.773	63.7	1:12.973 60.2	37.693 108.2	2:30.439	64.42	44.144 16:19:58.034
22 - D1	26.813	115.1	52.471 102.6	29.537 108.9	1:48.821	89.05	2.526 16:21:46.855
23 - D1	26.403	117.3	51.369 102.4	29.550 108.9	1:47.322	90.30	1.027 16:23:34.177
24 - D1	26.510	116.7	51.458 103.2	29.445 109.1	1:47.413	90.22	1.118 16:25:21.590
25 - D1	26.316	116.7	51.319 103.0	29.646 108.9	1:47.281	90.33	0.986 16:27:08.871
26 - D1	26.410	117.7	51.284 102.2	29.479 109.1	1:47.173	90.42	0.878 16:28:56.044
27 - D1	26.257	117.3	50.996 102.7	29.540 108.7	1:46.793	90.74	0.498 16:30:42.837
28 - D1	26.239	116.5	50.938 102.2	29.512 108.7	1:46.689	90.83	0.394 16:32:29.526
29 - D1	26.409	117.3	50.910 102.4	29.409 109.1	1:46.728	90.80	0.433 16:34:16.254
30 - D1	26.298	117.1	50.981 102.6	29.479 108.9	1:46.758	90.77	0.463 16:36:03.012
31 - D1	26.413	116.7	51.829 103.0	29.489 108.7	1:47.731	89.95	1.436 16:37:50.743

### P23 35 GT4S Optimum Motorsport Aston Martin V8 Vantage GT4

IDEAL LAP TIME : 1:46.323 BEST LAP TIME : 1:46.587 DIFFERENCE : 0.264

D1: Connor O'BRIEN D2: Jack BUTEL

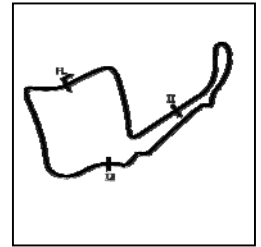
LAP	SECTOR 1	SECTOR 2	SECTOR 3	LAP TIME	MPH	DIFF	TIME OF DAY
1 - D2		115.1	53.936 101.9	31.021 106.5	1:58.647	81.68	12.060 15:37:11.692
2 - D2	26.899	115.3	51.615 102.4	35.013 101.8	1:53.527	85.36	6.940 15:39:05.219
3 - D2	29.960	93.7	1:06.280 101.8	41.505 65.1	2:17.745	70.35	31.158 15:41:22.964
4 - D2	41.713	69.9	1:07.828 102.2	40.519 49.4	2:30.060	64.58	43.473 15:43:53.024
5 - D2	44.434	41.2	1:08.342 99.2	40.807 68.8	2:33.583	63.10	46.996 15:46:26.607
6 - D2	38.601	60.8	1:04.561 87.0	33.807 109.2	2:16.969	70.75	30.382 15:48:43.576
7 - D2	26.362	117.7	50.975 103.0	29.462 110.0	1:46.799	90.74	0.212 15:50:30.375
8 - D2	26.521	117.7	50.804 104.2	29.386 110.1	1:46.711 (3)	90.81	0.124 15:52:17.086
9 - D2	26.310	118.1	51.677 104.2	29.313 109.8	1:47.300	90.31	0.713 15:54:04.386
10 - D2	26.296	117.9	50.988 104.2	29.303 110.3	1:46.587 (1)	90.92	2.992 15:55:50.973
11 - D2	26.327	118.1	51.225 103.8	29.477 110.3	1:47.029	90.54	0.442 15:57:38.002
12 - D2	26.306	118.7	51.689 104.2	29.644 110.1	1:47.639	90.03	1.052 15:59:25.641

Weather / Track : Bright / Dry

Oulton Park International  
Circuit Length = 2.6920 miles  
Start: 15:35 Flag 16:36 End: 16:38

# British GT Championship - Race 2 - Round 2

## RACE 14 - SECTOR ANALYSIS



SECTOR 1 = FL to I1, SECTOR 2 = I1 to I2, SECTOR 3 = I2 to FL, DIFF = Difference To Personal Best Lap, P = Crossed Finish Line in Pit Lane, D = Time Disallowed

13 - D2	26.364	118.3	51.512	103.4	29.311	110.0	1:47.187	90.41	0.600	16:01:12.828
14 - D2	27.340	117.1	51.533	104.0	29.592	109.2	1:48.465	89.34	1.878	16:03:01.293
15 - D2	26.729	117.9	51.544	103.0	IN PIT		1:51.527	P 86.89	4.940	16:04:52.820
16 - D1	OUTLAP	115.9	52.428	104.5	29.778	109.2	3:51.032	41.94	2:04.445	16:08:43.852
17 - D1	26.875	115.7	52.823	104.3	29.639	110.0	1:49.337	88.63	2.750	16:10:33.189
18 - D1	26.565	116.5	56.516	75.5	35.444	84.9	1:58.525	81.76	11.938	16:12:31.714
19 - D1	32.900	85.3	1:01.084	87.6	41.516	93.5	2:15.500	71.52	28.913	16:14:47.214
20 - D1	38.489	77.5	1:17.186	76.6	45.744	54.9	2:41.419	60.03	54.832	16:17:28.633
21 - D1	39.981	62.8	1:12.742	62.3	37.209	110.0	2:29.932	64.63	43.345	16:19:58.565
22 - D1	26.697	118.5	52.514	104.5	29.474	110.9	1:48.685	89.16	2.098	16:21:47.250
23 - D1	26.727	115.7	51.186	104.6	29.570	110.7	1:47.483	90.16	0.896	16:23:34.733
24 - D1	26.290	118.9	51.524	104.6	29.509	110.3	1:47.323	90.30	0.736	16:25:22.056
25 - D1	26.340	117.9	50.972	104.8	29.778	110.1	1:47.090	90.49	0.503	16:27:09.146
26 - D1	26.464	118.5	51.186	104.3	29.791	110.1	1:47.441	90.20	0.854	16:28:56.587
27 - D1	26.392	118.3	51.303	103.7	29.553	110.1	1:47.248	90.36	0.661	16:30:43.835
28 - D1	26.341	117.7	51.225	103.8	29.489	110.7	1:47.055	90.52	0.468	16:32:30.890
29 - D1	26.432	116.9	51.057	104.3	29.357	110.5	1:46.846	90.70	0.259	16:34:17.736
30 - D1	26.216	117.7	50.980	103.7	29.446	110.5	1:46.642	(2) 90.87	0.055	16:36:04.378
31 - D1	26.296	117.5	52.178	104.2	29.720	110.5	1:48.194	89.57	1.607	16:37:52.572

<b>P24</b>	<b>57 GT4S</b>	<b>HHC Motorsport</b>	<b>McLaren 570S GT4</b>							
IDEAL LAP TIME : 1:45.860		BEST LAP TIME : 1:46.648		DIFFERENCE : 0.788						
D1: Dean MACDONALD		D2: Callum POINTON								
LAP	SECTOR 1	SECTOR 2	SECTOR 3	LAP TIME	MPH	DIFF	TIME OF DAY			
1 - D2		122.2	53.404	107.0	29.673	114.7	1:55.810	83.68	9.162	15:37:08.855
2 - D2	26.573	120.9	51.185	99.1	36.080	98.6	1:53.838	85.13	7.190	15:39:02.693
3 - D2	28.432	87.9	1:06.878	88.3	41.406	66.7	2:16.716	70.88	30.068	15:41:19.409
4 - D2	40.701	61.0	1:08.359	90.5	41.442	52.5	2:30.502	64.39	43.854	15:43:49.911
5 - D2	42.231	38.6	1:08.557	91.3	42.758	53.5	2:33.546	63.11	46.898	15:46:23.457
6 - D2	38.384	69.3	1:04.943	71.9	33.289	113.5	2:16.616	70.93	29.968	15:48:40.073
7 - D2	26.233	121.3	50.884	105.5	29.570	113.5	1:46.687	(2) 90.83	0.039	15:50:26.760
8 - D2	26.340	121.5	51.046	107.3	30.089	114.1	1:47.475	90.17	0.827	15:52:14.235
9 - D2	26.681	115.9	51.535	108.0	29.155	113.3	1:47.371	90.25	0.723	15:54:01.606
10 - D2	26.188	121.5	51.655	106.6	30.055	113.3	1:47.898	89.81	1.250	15:55:49.504
11 - D2	26.384	122.2	51.138	107.3	29.249	114.1	1:46.771	(3) 90.76	0.123	15:57:36.275
12 - D2	26.497	117.3	51.885	107.5	29.193	114.1	1:47.575	90.08	0.927	15:59:23.850
13 - D2	27.057	122.9	51.062	107.5	29.734	113.5	1:47.853	89.85	1.205	16:01:11.703
14 - D2	26.840	120.4	51.357	107.3	29.001	113.9	1:47.198	90.40	0.550	16:02:58.901
15 - D2	26.299	121.5	52.106	105.3	IN PIT		1:51.686	P 86.77	5.038	16:04:50.587
16 - D1	OUTLAP	119.6	52.287	102.2	30.196	113.5	4:01.552	40.12	2:14.904	16:08:52.139
17 - D1	26.332	121.7	51.755	105.8	29.574	112.9	1:47.661	90.01	1.013	16:10:39.800
18 - D1	26.140	121.3	51.623	92.9	35.003	84.7	1:52.766	85.94	6.118	16:12:32.566
19 - D1	32.855	78.4	1:01.535	90.1	40.961	89.3	2:15.351	71.60	28.703	16:14:47.917
20 - D1	39.108	77.1	1:17.137	85.9	45.115	52.7	2:41.360	60.06	54.712	16:17:29.277
21 - D1	40.276	63.9	1:13.484	69.3	35.831	115.3	2:29.591	64.78	42.943	16:19:58.868
22 - D1	26.627	122.6	52.567	107.3	29.493	115.3	1:48.687	89.16	2.039	16:21:47.555
23 - D1	26.566	116.9	51.306	107.8	29.500	115.5	1:47.372	90.25	0.724	16:23:34.927
24 - D1	26.338	122.9	51.626	107.0	29.360	114.7	1:47.324	90.29	0.676	16:25:22.251
25 - D1	26.341	114.9	51.474	107.8	29.467	114.9	1:47.282	90.33	0.634	16:27:09.533
26 - D1	26.490	122.2	51.308	107.0	29.481	116.1	1:47.279	90.33	0.631	16:28:56.812
27 - D1	26.486	122.4	51.159	100.1	29.670	115.3	1:47.315	90.30	0.667	16:30:44.127
28 - D1	26.228	123.1	51.352	107.0	29.500	115.5	1:47.080	90.50	0.432	16:32:31.207
29 - D1	26.244	118.5	51.172	108.0	29.477	115.1	1:46.893	90.66	0.245	16:34:18.100
30 - D1	25.975	116.3	51.053	108.7	29.620	115.3	1:46.648	(1) 90.87		16:36:04.748
31 - D1	26.276	115.7	52.166	107.7	29.937	114.3	1:48.379	89.42	1.731	16:37:53.127

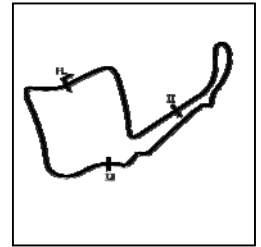
<b>P25</b>	<b>61 GT4S</b>	<b>Academy Motorsport</b>	<b>Aston Martin V8 Vantage GT4</b>							
IDEAL LAP TIME : 1:46.108		BEST LAP TIME : 1:46.471		DIFFERENCE : 0.363						
D1: Ben HURST		D2: Micah STANLEY								
LAP	SECTOR 1	SECTOR 2	SECTOR 3	LAP TIME	MPH	DIFF	TIME OF DAY			
1 - D2		118.3	53.879	103.5	29.651	110.7	1:56.350	83.29	9.879	15:37:09.395
2 - D2	26.899	114.3	51.515	103.4	36.266	88.7	1:54.680	84.50	8.209	15:39:04.075
3 - D2	29.185	102.1	1:06.316	93.3	41.422	70.1	2:16.923	70.77	30.452	15:41:20.998

Weather / Track : Bright / Dry

Oulton Park International  
 Circuit Length = 2.6920 miles  
 Start: 15:35 Flag 16:36 End: 16:38

# British GT Championship - Race 2 - Round 2

## RACE 14 - SECTOR ANALYSIS



SECTOR 1 = FL to I1, SECTOR 2 = I1 to I2, SECTOR 3 = I2 to FL, DIFF = Difference To Personal Best Lap, P = Crossed Finish Line in Pit Lane, D = Time Disallowed

4 - D2	41.243	61.5	1:08.361	93.4	41.023	55.2	2:30.627	64.33	44.156	15:43:51.625
5 - D2	43.656	42.1	1:08.696	102.4	41.228	56.7	2:33.580	63.10	47.109	15:46:25.205
6 - D2	38.203	65.7	1:04.752	76.1	33.762	110.0	2:16.717	70.88	30.246	15:48:41.922
7 - D2	26.375	117.9	<b>50.779</b>	103.0	29.534	110.3	1:46.688 (2)	90.83	0.217	15:50:28.610
8 - D2	<b>26.143</b>	119.1	50.831	103.4	29.497	110.5	<b>1:46.471 (1)</b>	<b>91.02</b>		<b>15:52:15.081</b>
9 - D2	26.224	<b>120.0</b>	51.868	103.7	<b>29.186</b>	110.5	1:47.278	90.33	0.807	15:54:02.359
10 - D2	26.240	119.1	51.436	103.8	30.164	109.6	1:47.840	89.86	1.369	15:55:50.199
11 - D2	26.167	119.6	51.479	<b>104.3</b>	29.299	110.5	1:46.945 (3)	90.61	0.474	15:57:37.144
12 - D2	26.185	119.8	52.032	103.4	29.400	109.8	1:47.617	90.05	1.146	15:59:24.761
13 - D2	26.378	119.6	51.535	103.7	29.500	110.0	1:47.413	90.22	0.942	16:01:12.174
14 - D2	36.544	105.6	51.663	103.5	29.631	109.6	1:57.838	82.24	11.367	16:03:10.012
15 - D2	26.621	117.9	51.297	103.7	IN PIT		1:51.038 P	87.27	4.567	16:05:01.050
16 - D1	OUTLAP	115.3	54.917	103.5	31.020	108.9	3:57.095	40.87	2:10.624	16:08:58.145
17 - D1	27.066	117.7	52.681	103.7	30.103	110.0	1:49.850	88.22	3.379	16:10:47.995
18 - D1	27.106	116.7	53.374	102.9	29.836	110.3	1:50.316	87.85	3.845	16:12:38.311
19 - D1	27.953	82.5	1:02.053	101.8	40.557	99.4	2:10.563	74.22	24.092	16:14:48.874
20 - D1	39.283	83.7	1:17.213	91.9	44.857	58.8	2:41.353	60.06	54.882	16:17:30.227
21 - D1	40.233	65.0	1:13.261	68.1	35.994	110.0	2:29.488	64.82	43.017	16:19:59.715
22 - D1	26.724	118.3	52.417	104.0	29.790	110.0	1:48.931	88.96	2.460	16:21:48.646
23 - D1	26.607	118.5	51.888	103.8	29.554	<b>110.9</b>	1:48.049	89.69	1.578	16:23:36.695
24 - D1	26.453	117.9	51.507	103.8	29.487	110.3	1:47.447	90.19	0.976	16:25:24.142
25 - D1	26.428	118.5	51.406	103.8	29.462	110.5	1:47.296	90.32	0.825	16:27:11.438
26 - D1	26.455	117.7	51.494	103.5	29.544	110.5	1:47.493	90.15	1.022	16:28:58.931
27 - D1	26.360	118.3	51.736	103.0	30.028	110.3	1:48.124	89.63	1.653	16:30:47.055
28 - D1	26.494	115.9	51.926	103.8	30.133	109.1	1:48.553	89.27	2.082	16:32:35.608
29 - D1	27.022	118.1	51.870	104.0	29.864	109.8	1:48.756	89.11	2.285	16:34:24.364
30 - D1	27.090	118.5	52.231	103.7	29.488	<b>110.9</b>	1:48.809	89.06	2.338	16:36:13.173
31 - D1	26.381	118.1	53.486	103.7	31.197	110.0	1:51.064	87.25	4.593	16:38:04.237

### P26 4 GT4S Tolman Motorsport

McLaren 570S GT4

IDEAL LAP TIME : 1:45.114

BEST LAP TIME : 1:45.418

DIFFERENCE : 0.304

D1: James DORLIN D2: Josh SMITH

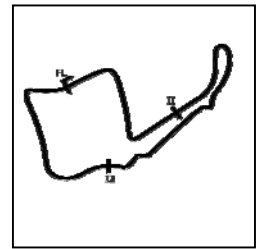
LAP	SECTOR 1	SECTOR 2	SECTOR 3	LAP TIME	MPH	DIFF	TIME OF DAY			
1 - D2	<b>121.1</b>	52.135	106.6	29.213	112.0	1:51.952	86.56	6.534	15:37:04.997	
2 - D2	26.486	120.2	50.507	106.0	31.780	109.4	1:48.773	89.09	3.355	15:38:53.770
3 - D2	29.722	92.5	1:06.057	80.9	41.072	70.5	2:16.851	70.81	31.433	15:41:10.621
4 - D2	40.614	59.7	1:08.911	78.3	42.041	63.4	2:31.566	63.94	46.148	15:43:42.187
5 - D2	41.704	50.6	1:09.554	82.2	43.224	51.6	2:34.482	62.73	49.064	15:46:16.669
6 - D2	36.566	76.0	1:06.551	78.7	35.216	113.3	2:18.333	70.05	32.915	15:48:35.002
7 - D2	26.091	116.9	51.030	106.6	29.058	113.7	1:46.179	91.27	0.761	15:50:21.181
8 - D2	<b>25.984</b>	120.6	50.737	<b>107.0</b>	29.570	112.0	1:46.291	91.17	0.873	15:52:07.472
9 - D2	26.213	120.6	<b>50.170</b>	106.8	29.035	113.3	<b>1:45.418 (1)</b>	<b>91.93</b>		<b>15:53:52.890</b>
10 - D2	26.146	120.9	50.442	105.0	29.274	112.9	1:45.862	91.54	0.444	15:55:38.752
11 - D2	26.092	120.0	50.477	106.0	29.027	112.7	1:45.596	91.77	0.178	15:57:24.348
12 - D2	26.180	118.7	50.332	105.8	29.164	112.2	1:45.676	91.70	0.258	15:59:10.024
13 - D2	26.073	120.4	50.306	105.8	29.153	112.4	1:45.532 (3)	91.83	0.114	16:00:55.556
14 - D2	26.108	120.0	50.291	105.8	29.109	112.5	1:45.508 (2)	91.85	0.090	16:02:41.064
15 - D2	26.161	119.6	50.214	106.0	29.211	112.4	1:45.586	91.78	0.168	16:04:26.650
16 - D2	26.213	120.0	50.748	105.6	29.177	112.5	1:46.138	91.30	0.720	16:06:12.788
17 - D2	26.305	118.7	51.127	106.1	29.233	112.5	1:46.665	90.85	1.247	16:07:59.453
18 - D2	26.230	120.0	50.697	105.8	IN PIT		1:50.358 P	87.81	4.940	16:09:49.811
19 - D1	OUTLAP	75.8	1:20.206	78.3	40.760	76.9	4:48.593	33.58	3:03.175	16:14:38.404
20 - D1	40.489	62.1	1:19.194	76.7	44.639	65.0	2:44.322	58.97	58.904	16:17:22.726
21 - D1	40.924	64.8	1:13.252	49.5	38.264	113.3	2:32.440	63.57	47.022	16:19:55.166
22 - D1	26.067	<b>121.1</b>	50.403	106.0	29.274	112.7	1:45.744	91.64	0.326	16:21:40.910
23 - D1	26.091	120.6	50.401	105.6	IN PIT		1:48.084 P	89.66	2.666	16:23:28.994
24 - D1	OUTLAP	119.8	50.509	105.3	29.071	111.8	2:06.997	76.31	21.579	16:25:35.991
25 - D1	26.348	120.0	50.184	106.3	29.073	112.2	1:45.605	91.76	0.187	16:27:21.596
26 - D1	26.550	116.7	50.723	106.6	29.261	112.7	1:46.534	90.96	1.116	16:29:08.130
27 - D1	26.550	120.9	50.321	106.1	29.250	112.4	1:46.121	91.32	0.703	16:30:54.251
28 - D1	26.396	120.4	50.408	105.8	<b>28.960</b>	112.4	1:45.764	91.63	0.346	16:32:40.015
29 - D1	26.127	120.0	50.293	106.6	29.389	112.7	1:45.809	91.59	0.391	16:34:25.824
30 - D1	26.537	<b>121.1</b>	52.576	106.3	29.013	<b>114.1</b>	1:48.126	89.62	2.708	16:36:13.950
31 - D1	26.314	120.9	53.094	98.2	31.690	113.3	1:51.098	87.23	5.680	16:38:05.048

Weather / Track : Bright / Dry

Oulton Park International  
Circuit Length = 2.6920 miles  
Start: 15:35 Flag 16:36 End: 16:38

# British GT Championship - Race 2 - Round 2

## RACE 14 - SECTOR ANALYSIS



SECTOR 1 = FL to I1, SECTOR 2 = I1 to I2, SECTOR 3 = I2 to FL, DIFF = Difference To Personal Best Lap, P = Crossed Finish Line in Pit Lane, D = Time Disallowed

P27 97 GT4S TF Sport		Aston Martin V8 Vantage GT4								
IDEAL LAP TIME : 1:46.097		BEST LAP TIME : 1:46.279			DIFFERENCE : 0.182					
D1: Ashley HAND		D2: Tom CANNING								
LAP	SECTOR 1		SECTOR 2		SECTOR 3		LAP TIME	MPH	DIFF	TIME OF DAY
1 - D2		117.7	52.113	104.0	<b>29.152</b>	110.3	1:51.505	86.91	5.226	15:37:04.550
2 - D2	39.126	98.2	51.292	101.9	32.353	96.8	2:02.771	78.93	16.492	15:39:07.321
3 - D2	28.904	96.5	1:06.132	100.7	41.585	71.1	2:16.621	70.93	30.342	15:41:23.942
4 - D2	42.008	73.1	1:07.614	102.9	40.444	50.3	2:30.066	64.58	43.787	15:43:54.008
5 - D2	44.614	43.7	1:08.120	97.5	40.921	77.8	2:33.655	63.07	47.376	15:46:27.663
6 - D2	38.450	60.0	1:04.736	84.9	33.422	110.9	2:16.608	70.94	30.329	15:48:44.271
7 - D2	<b>26.057</b>	<b>119.6</b>	<b>50.888</b>	104.3	29.334	<b>111.4</b>	<b>1:46.279 (1)</b>	<b>91.18</b>		<b>15:50:30.550</b>
8 - D2	26.456	118.5	50.957	<b>104.8</b>	29.272	111.2	1:46.685 (3)	90.84	0.406	15:52:17.235
9 - D2	26.574	118.5	51.677	104.6	29.300	110.7	1:47.551	90.10	1.272	15:54:04.786
10 - D2	26.209	118.7	51.055	104.3	29.370	110.9	1:46.634 (2)	90.88	0.355	15:55:51.420
11 - D2	26.330	118.3	51.198	104.6	29.465	110.7	1:46.993	90.57	0.714	15:57:38.413
12 - D2	26.197	<b>119.6</b>	51.755	103.7	29.695	110.0	1:47.647	90.02	1.368	15:59:26.060
13 - D2	26.359	117.7	51.415	104.2	29.552	109.6	1:47.326	90.29	1.047	16:01:13.386
14 - D2	27.104	117.1	52.170	102.7	IN PIT		1:53.610 P	85.30	7.331	16:03:06.996
15 - D2	OUTLAP	116.5	51.295	103.0	29.461	109.6	2:40.385	60.42	54.106	16:05:47.381
16 - D2	26.291	117.1	51.105	103.5	29.725	109.6	1:47.121	90.47	0.842	16:07:34.502
17 - D2	26.277	117.3	51.341	103.5	IN PIT		1:52.029 P	86.50	5.750	16:09:26.531
18 - D1	OUTLAP	114.3	54.010	102.6	30.011	108.9	3:55.002	41.23	2:08.723	16:13:21.533
19 - D1	26.722	117.3	52.025	103.4	29.652	109.2	1:48.399	89.40	2.120	16:15:09.932
20 - D1	26.548	116.9	1:09.987	95.5	45.087	60.2	2:21.622	68.43	35.343	16:17:31.554
21 - D1	40.354	66.3	1:12.958	62.0	35.605	110.0	2:28.917	65.07	42.638	16:20:00.471
22 - D1	26.564	118.3	52.917	99.7	29.783	109.1	1:49.264	88.69	2.985	16:21:49.735
23 - D1	26.451	117.7	51.756	104.5	29.810	109.2	1:48.017	89.72	1.738	16:23:37.752
24 - D1	26.272	118.7	51.789	98.8	29.929	109.4	1:47.990	89.74	1.711	16:25:25.742
25 - D1	26.509	117.7	51.064	104.0	29.493	109.1	1:47.066	90.51	0.787	16:27:12.808
26 - D1	26.404	116.5	51.227	104.3	29.690	109.2	1:47.321	90.30	1.042	16:29:00.129
27 - D1	26.554	118.1	51.471	103.4	29.671	109.8	1:47.696	89.98	1.417	16:30:47.825
28 - D1	26.444	117.7	53.226	103.0	29.677	108.7	1:49.347	88.62	3.068	16:32:37.172
29 - D1	26.453	118.3	52.217	103.5	29.776	109.4	1:48.446	89.36	2.167	16:34:25.618
30 - D1	27.130	117.7	58.599	102.4	29.848	108.4	1:55.577	83.85	9.298	16:36:21.195
31 - D1	26.669	117.1	51.617	104.2	29.812	109.4	1:48.098	89.65	1.819	16:38:09.293

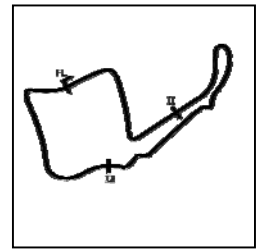
P28 23 GT4S RACE Performance		Ford Mustang GT4								
IDEAL LAP TIME : 1:46.204		BEST LAP TIME : 1:46.367			DIFFERENCE : 0.163					
D1: Sam SMELT		D2: Arón TAYLOR-SMITH								
LAP	SECTOR 1		SECTOR 2		SECTOR 3		LAP TIME	MPH	DIFF	TIME OF DAY
1 - D2		120.2	53.794	105.5	29.892	111.8	1:56.781	82.98	10.414	15:37:09.826
2 - D2	26.267	119.1	50.966	102.1	36.546	91.9	1:53.779	85.17	7.412	15:39:03.605
3 - D2	29.108	100.9	1:06.164	87.8	41.295	76.0	2:16.567	70.96	30.200	15:41:20.172
4 - D2	41.267	60.2	1:08.477	92.9	40.974	54.4	2:30.718	64.30	44.351	15:43:50.890
5 - D2	43.412	42.0	1:08.266	91.3	42.098	57.0	2:33.776	63.02	47.409	15:46:24.666
6 - D2	38.107	71.9	1:04.630	74.3	33.161	112.0	2:15.898	71.31	29.531	15:48:40.564
7 - D2	<b>26.127</b>	<b>120.4</b>	<b>50.861</b>	105.1	29.379	<b>112.2</b>	<b>1:46.367 (1)</b>	<b>91.11</b>		<b>15:50:26.931</b>
8 - D2	26.584	120.0	51.044	<b>105.6</b>	29.882	111.8	1:47.510	90.14	1.143	15:52:14.441
9 - D2	26.335	119.6	50.895	105.1	<b>29.216</b>	111.8	1:46.446 (2)	91.04	0.079	15:54:00.887
10 - D2	26.435	120.0	51.738	104.6	30.227	111.2	1:48.400	89.40	2.033	15:55:49.287
11 - D2	26.314	120.0	50.954	105.1	29.322	111.4	1:46.590	90.92	0.223	15:57:35.877
12 - D2	26.771	118.9	51.502	105.5	29.641	110.9	1:47.914	89.80	1.547	15:59:23.791
13 - D2	26.796	118.9	50.940	105.3	30.089	109.4	1:47.825	89.87	1.458	16:01:11.616
14 - D2	26.492	118.7	51.135	103.2	29.288	110.9	1:46.915	90.64	0.548	16:02:58.531
15 - D2	26.241	119.8	50.918	105.3	29.480	111.1	1:46.639	90.87	0.272	16:04:45.170
16 - D2	26.257	119.4	50.926	105.0	29.338	111.1	1:46.521 (3)	90.98	0.154	16:06:31.691
17 - D2	26.204	119.8	51.151	105.3	IN PIT		1:49.682 P	88.35	3.315	16:08:21.373
18 - D1	OUTLAP	116.7	56.216	102.7	30.377	108.7	3:50.089	42.11	2:03.722	16:12:11.462
19 - D1	29.347	72.4	1:19.672	68.0	41.368	72.6	2:30.387	64.44	44.020	16:14:41.849
20 - D1	40.117	68.1	1:18.665	62.8	45.194	59.0	2:43.976	59.10	57.609	16:17:25.825
21 - D1	40.295	66.4	1:12.902	60.4	37.614	110.7	2:30.811	64.26	44.444	16:19:56.636
22 - D1	26.372	119.4	51.303	104.6	29.362	110.9	1:47.037	90.54	0.670	16:21:43.673

Weather / Track : Bright / Dry

Oulton Park International  
Circuit Length = 2.6920 miles  
Start: 15:35 Flag 16:36 End: 16:38

# British GT Championship - Race 2 - Round 2

## RACE 14 - SECTOR ANALYSIS



SECTOR 1 = FL to I1, SECTOR 2 = I1 to I2, SECTOR 3 = I2 to FL, DIFF = Difference To Personal Best Lap, P = Crossed Finish Line in Pit Lane, D = Time Disallowed

23 - D1	26.217	119.6	51.269	104.3	29.395	110.7	1:46.881	90.67	0.514	16:23:30.554	
24 - D1	26.283	119.6	51.102	104.6	29.336	110.1	1:46.721	90.80	0.354	16:25:17.275	
25 - D1	26.286	119.1	51.250	104.8	IN PIT		1:50.255	P	87.89	3.888	16:27:07.530
26 - D1	OUTLAP	117.3	51.646	104.2	29.462	110.5	2:07.741	75.86	21.374	16:29:15.271	
27 - D1	26.295	118.5	51.369	104.5	29.310	111.1	1:46.974	90.59	0.607	16:31:02.245	
28 - D1	26.244	117.9	51.920	103.8	29.684	110.5	1:47.848	89.86	1.481	16:32:50.093	
29 - D1	26.335	118.5	51.822	104.0	30.241	110.7	1:48.398	89.40	2.031	16:34:38.491	
30 - D1	26.496	118.5	52.828	104.3	29.762	111.1	1:49.086	88.84	2.719	16:36:27.577	
31 - D1	26.544	118.7	52.502	103.5	30.265	110.7	1:49.311	88.65	2.944	16:38:16.888	

### P29 95 GT4S TF Sport

### Aston Martin V8 Vantage GT4

IDEAL LAP TIME : 1:45.721 BEST LAP TIME : 1:45.925

DIFFERENCE : 0.204

D1: Patrick KIBBLE D2: Josh PRICE

LAP	SECTOR 1	SECTOR 2	SECTOR 3	LAP TIME	MPH	DIFF	TIME OF DAY				
1 - D2	117.3	53.169	102.2	29.902	110.0	1:54.270	84.81	8.345	15:37:07.315		
2 - D2	26.255	116.9	50.443	99.2	33.316	106.5	1:50.014	88.09	4.089	15:38:57.329	
3 - D2	28.881	80.0	1:07.085	88.1	39.975	72.2	2:15.941	71.29	30.016	15:41:13.270	
4 - D2	42.063	64.0	1:07.498	85.8	42.809	53.1	2:32.370	63.60	46.445	15:43:45.640	
5 - D2	41.831	42.5	1:08.344	92.0	43.314	49.0	2:33.489	63.14	47.564	15:46:19.129	
6 - D2	37.426	64.8	1:05.770	83.8	34.907	110.0	2:18.103	70.17	32.178	15:48:37.232	
7 - D2	26.152	117.9	50.533	104.3	29.240	109.8	1:45.925 (1)	91.49		15:50:23.157	
8 - D2	26.232	117.7	50.847	103.5	29.297	109.4	1:46.376 (3)	91.10	0.451	15:52:09.533	
9 - D2	30.407	104.3	57.147	103.7	29.293	109.4	1:56.847	82.94	10.922	15:54:06.380	
10 - D2	26.212	117.7	51.043	103.0	29.387	109.6	1:46.642	90.87	0.717	15:55:53.022	
11 - D2	26.100	117.7	50.836	104.3	29.541	110.0	1:46.477	91.01	0.552	15:57:39.499	
12 - D2	26.360	118.3	51.049	104.3	29.910	109.6	1:47.319	90.30	1.394	15:59:26.818	
13 - D2	26.412	118.1	51.221	104.2	29.814	109.4	1:47.447	90.19	1.522	16:01:14.265	
14 - D2	26.878	118.7	52.481	103.0	29.758	109.1	1:49.117	88.81	3.192	16:03:03.382	
15 - D2	26.096	119.1	51.386	102.6	29.361	108.7	1:46.843	90.70	0.918	16:04:50.225	
16 - D2	26.097	117.9	50.917	103.7	29.233	109.1	1:46.247 (2)	91.21	0.322	16:06:36.472	
17 - D2	26.175	118.1	50.990	103.5	IN PIT		1:50.060	P	88.05	4.135	16:08:26.532
18 - D1	OUTLAP	105.5	57.281	74.4	35.528	85.5	4:04.728	39.60	2:18.803	16:12:31.260	
19 - D1	32.683	83.9	1:01.262	82.8	41.383	96.4	2:15.328	71.61	29.403	16:14:46.588	
20 - D1	38.375	73.5	1:17.466	75.2	45.723	54.9	2:41.564	59.98	55.639	16:17:28.152	
21 - D1	39.884	66.4	1:12.760	58.0	37.393	108.2	2:30.037	64.59	44.112	16:19:58.189	
22 - D1	26.703	115.7	51.319	103.2	29.566	109.2	1:47.588	90.07	1.663	16:21:45.777	
23 - D1	26.230	117.1	51.239	103.2	IN PIT		1:49.772	P	88.28	3.847	16:23:35.549
24 - D1	OUTLAP	115.3	51.069	103.2	29.521	108.9	2:19.828	69.30	33.903	16:25:55.377	
25 - D1	26.312	116.7	50.937	103.0	IN PIT		1:49.363	P	88.61	3.438	16:27:44.740
26 - D1	OUTLAP	116.9	50.746	103.7	29.270	109.2	2:27.254	65.81	41.329	16:30:11.994	
27 - D1	26.302	117.3	50.868	102.6	29.395	108.7	1:46.565	90.94	0.640	16:31:58.559	
28 - D1	26.343	117.3	51.377	103.8	29.367	109.4	1:47.087	90.49	1.162	16:33:45.646	
29 - D1	26.045	117.1	51.106	102.9	29.374	109.2	1:46.525	90.97	0.600	16:35:32.171	
30 - D1	26.152	117.5	50.984	103.4	29.647	108.4	1:46.783	90.75	0.858	16:37:18.954	

### P30 43 GT4S Century Motorsport

### BMW M4 GT4

IDEAL LAP TIME : 1:45.524 BEST LAP TIME : 1:45.865

DIFFERENCE : 0.341

D1: Andrew GORDON-COLEB D2: Angus FENDER

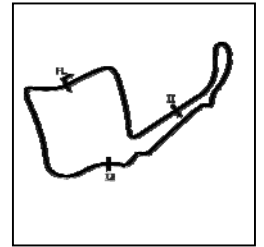
LAP	SECTOR 1	SECTOR 2	SECTOR 3	LAP TIME	MPH	DIFF	TIME OF DAY			
1 - D2	121.1	53.091	105.8	29.337	111.8	1:53.383	85.47	7.518	15:37:06.428	
2 - D2	26.030	121.7	51.224	93.5	32.651	111.4	1:49.905	88.17	4.040	15:38:56.333
3 - D2	28.885	82.7	1:07.453	89.7	39.674	64.7	2:16.012	71.25	30.147	15:41:12.345
4 - D2	41.762	69.2	1:08.071	79.9	42.577	58.5	2:32.410	63.58	46.545	15:43:44.755
5 - D2	42.074	42.6	1:08.348	87.8	43.223	47.3	2:33.645	63.07	47.780	15:46:18.400
6 - D2	37.165	74.7	1:05.847	82.0	35.197	113.3	2:18.209	70.12	32.344	15:48:36.609
7 - D2	25.978	120.9	51.021	106.0	29.076	112.7	1:46.075	91.36	0.210	15:50:22.684
8 - D2	26.061	121.5	51.040	106.6	28.943	113.3	1:46.044	91.38	0.179	15:52:08.728
9 - D2	26.108	122.4	50.623	106.6	29.134	112.7	1:45.865 (1)	91.54		15:53:54.593
10 - D2	26.085	122.6	50.713	106.1	29.122	112.7	1:45.920 (2)	91.49	0.055	15:55:40.513
11 - D2	25.966	122.2	51.072	106.6	29.249	113.5	1:46.287	91.18	0.422	15:57:26.800
12 - D2	26.223	120.9	50.790	107.8	29.025	112.9	1:46.038 (3)	91.39	0.173	15:59:12.838
13 - D2	26.334	120.6	50.867	106.8	29.052	112.7	1:46.253	91.20	0.388	16:00:59.091
14 - D2	26.071	121.7	50.840	107.0	29.205	113.1	1:46.116	91.32	0.251	16:02:45.207

Weather / Track : Bright / Dry

Oulton Park International  
Circuit Length = 2.6920 miles  
Start: 15:35 Flag 16:36 End: 16:38

# British GT Championship - Race 2 - Round 2

## RACE 14 - SECTOR ANALYSIS



SECTOR 1 = FL to I1, SECTOR 2 = I1 to I2, SECTOR 3 = I2 to FL, DIFF = Difference To Personal Best Lap, P = Crossed Finish Line in Pit Lane, D = Time Disallowed

15 - D2	<b>25.958</b>	122.2	51.044	105.8	29.067	<b>113.7</b>	1:46.069	91.36	0.204	16:04:31.276
16 - D2	26.109	122.4	51.684	107.0	29.175	112.4	1:46.968	90.60	1.103	16:06:18.244
17 - D2	26.272	121.3	52.102	80.6	IN PIT		<b>1:55.742</b>	<b>P</b> 83.73	9.877	<b>16:08:13.986</b>
18 - D1	OUTLAP	89.9	<b>1:02.652</b>	<b>78.0</b>	<b>35.407</b>	<b>84.0</b>	<b>4:16.367</b>	37.80	2:30.502	<b>16:12:30.353</b>
19 - D1	<b>32.705</b>	<b>86.2</b>	<b>1:01.351</b>	<b>79.2</b>	IN PIT		<b>2:17.261</b>	<b>P</b> 70.60	31.396	<b>16:14:47.614</b>
20 - D1	OUTLAP	<b>91.4</b>	<b>1:02.980</b>	<b>78.8</b>	IN PIT		<b>2:57.141</b>	<b>P</b> 54.70	1:11.276	<b>16:17:44.755</b>
21 - D1	OUTLAP	116.1	52.381	103.7	30.349	109.6	7:02.199	22.95	5:16.334	16:24:46.954
22 - D1	27.111	116.9	53.112	101.8	30.883	108.0	1:51.106	87.22	5.241	16:26:38.060
23 - D1	27.074	117.7	51.838	105.3	29.563	111.1	1:48.475	89.34	2.610	16:28:26.535
24 - D1	26.837	118.3	51.641	105.3	29.678	110.5	1:48.156	89.60	2.291	16:30:14.691
25 - D1	26.716	118.3	52.164	102.7	29.781	110.3	1:48.661	89.18	2.796	16:32:03.352
26 - D1	26.743	117.7	52.037	104.5	29.698	110.7	1:48.478	89.33	2.613	16:33:51.830
27 - D1	26.752	117.7	51.947	105.0	29.577	110.9	1:48.276	89.50	2.411	16:35:40.106
28 - D1	26.522	119.1	52.194	105.3	30.070	106.0	1:48.786	89.08	2.921	16:37:28.892

### P31 2 GT3PA TF Sport

Aston Martin V8 Vantage GT3

IDEAL LAP TIME : 1:36.431 BEST LAP TIME : 1:36.484 DIFFERENCE : 0.053

D1: Mark FARMER D2: Nicki THIM

LAP	SECTOR 1	SECTOR 2	SECTOR 3	LAP TIME	MPH	DIFF	TIME OF DAY			
1 - D2		131.5	47.271	115.5	26.702	122.0	1:40.109	96.80	3.625	15:36:53.154
2 - D2	23.624	131.8	46.579	115.9	<b>27.389</b>	<b>91.9</b>	<b>1:37.592</b>	99.30	1.108	<b>15:38:30.746</b>
3 - D2	<b>39.558</b>	<b>81.1</b>	<b>1:06.519</b>	<b>79.1</b>	41.491	79.8	<b>2:27.568</b>	65.67	51.084	<b>15:40:58.314</b>
4 - D2	39.590	82.3	1:08.922	68.0	42.464	82.2	<b>2:30.976</b>	64.19	54.492	<b>15:43:29.290</b>
5 - D2	40.031	68.9	1:12.402	73.7	41.778	87.1	<b>2:34.211</b>	62.84	57.727	<b>15:46:03.501</b>
6 - D2	<b>37.634</b>	<b>69.9</b>	<b>1:07.266</b>	<b>76.7</b>	38.299	121.5	2:23.199	67.67	46.715	15:48:26.700
7 - D2	23.957	130.5	46.749	115.7	<b>26.560</b>	122.4	1:37.266	99.63	0.782	15:50:03.966
8 - D2	23.793	129.5	46.661	114.1	26.601	122.0	1:37.055	99.85	0.571	15:51:41.021
9 - D2	23.625	131.8	<b>46.297</b>	116.1	26.562	122.2	<b>1:36.484 (1)</b>	<b>100.44</b>		<b>15:53:17.505</b>
10 - D2	23.654	131.3	46.572	115.5	26.645	121.7	1:36.871	100.04	0.387	15:54:54.376
11 - D2	23.710	<b>132.3</b>	46.312	<b>116.5</b>	27.012	121.7	1:37.034	99.87	0.550	15:56:31.410
12 - D2	23.688	132.1	46.464	115.5	26.649	122.2	1:36.801	100.11	0.317	15:58:08.211
13 - D2	<b>23.574</b>	131.8	46.433	115.5	26.637	122.0	1:36.644 (2)	100.27	0.160	15:59:44.855
14 - D2	23.651	131.3	46.535	115.9	26.612	<b>122.6</b>	1:36.798 (3)	100.11	0.314	16:01:21.653
15 - D2	23.818	131.3	48.019	114.1	27.605	121.7	1:39.442	97.45	2.958	16:03:01.095
16 - D2	23.941	130.0	46.730	116.3	IN PIT		1:38.995	<b>P</b> 97.89	2.511	16:04:40.090
17 - D1	OUTLAP	126.8	<b>10:01.594</b>	<b>88.6</b>	IN PIT		<b>12:19.796</b>	<b>P</b> 13.09	10:43.312	<b>16:16:59.886</b>

### P32 62 GT4S Academy Motorsport

Aston Martin V8 Vantage GT4

IDEAL LAP TIME : 1:46.753 BEST LAP TIME : 1:46.781 DIFFERENCE : 0.028

D1: Alex TOTH-JONES D2: Will MOORE

LAP	SECTOR 1	SECTOR 2	SECTOR 3	LAP TIME	MPH	DIFF	TIME OF DAY			
1 - D2		116.7	53.597	103.2	29.800	110.0	1:55.459	83.93	8.678	15:37:08.504
2 - D2	26.304	117.7	<b>51.118</b>	<b>102.4</b>	<b>34.844</b>	<b>104.8</b>	<b>1:52.266</b>	86.32	5.485	<b>15:39:00.770</b>
3 - D2	28.254	85.5	1:06.605	97.2	40.721	74.7	2:15.580	71.48	28.799	15:41:16.350
4 - D2	41.727	55.4	1:08.244	93.7	41.474	47.4	2:31.445	63.99	44.664	15:43:47.795
5 - D2	42.728	38.3	1:08.414	95.1	42.706	<b>56.5</b>	<b>2:33.848</b>	62.99	47.067	<b>15:46:21.643</b>
6 - D2	<b>38.391</b>	<b>71.5</b>	<b>1:05.770</b>	<b>81.3</b>	32.843	<b>110.7</b>	2:17.004	70.73	30.223	15:48:38.647
7 - D2	26.250	117.1	51.263	103.8	29.902	110.3	1:47.415	90.22	0.634	15:50:26.062
8 - D2	26.399	117.7	<b>51.115</b>	103.4	29.826	109.4	1:47.340 (3)	90.28	0.559	15:52:13.402
9 - D2	<b>26.200</b>	117.7	51.143	103.4	<b>29.438</b>	109.2	<b>1:46.781 (1)</b>	<b>90.75</b>		<b>15:54:00.183</b>
10 - D2	26.708	<b>118.3</b>	51.454	<b>104.2</b>	30.013	109.1	1:48.175	89.58	1.394	15:55:48.358
11 - D2	26.228	<b>118.3</b>	51.173	<b>104.2</b>	29.773	109.1	1:47.174 (2)	90.42	0.393	15:57:35.532
12 - D2	27.020	116.5	51.319	104.0	29.748	108.5	1:48.087	89.66	1.306	15:59:23.619
13 - D2	26.684	117.7	51.120	103.7	30.116	107.0	1:47.920	89.80	1.139	16:01:11.539

### P33 42 GT4S Century Motorsport

BMW M4 GT4

IDEAL LAP TIME : 1:45.859 BEST LAP TIME : 1:45.930 DIFFERENCE : 0.071

D1: Mark KIMBER D2: Jacob MATHIASSEN

LAP	SECTOR 1	SECTOR 2	SECTOR 3	LAP TIME	MPH	DIFF	TIME OF DAY			
1 - D2		119.8	52.871	106.6	29.866	112.5	1:54.401	84.71	8.471	15:37:07.446
2 - D2	26.478	119.6	<b>50.650</b>	<b>106.5</b>	<b>33.014</b>	<b>110.1</b>	<b>1:50.142 (3)</b>	87.98	4.212	<b>15:38:57.588</b>
3 - D2	<b>29.020</b>	<b>81.1</b>	<b>1:07.131</b>	<b>93.7</b>	40.144	71.1	<b>2:16.295</b>	71.10	30.365	<b>15:41:13.883</b>

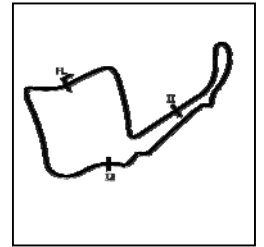
Weather / Track : Bright / Dry

Oulton Park International  
Circuit Length = 2.6920 miles  
Start: 15:35 Flag 16:36 End: 16:38



# British GT Championship - Race 2 - Round 2

## RACE 14 - SECTOR ANALYSIS



SECTOR 1 = FL to I1, SECTOR 2 = I1 to I2, SECTOR 3 = I2 to FL, DIFF = Difference To Personal Best Lap, P = Crossed Finish Line in Pit Lane, D = Time Disallowed

4 - D2	42.029	66.0	1:07.681	94.7	42.683	57.4	2:32.393	63.59	46.463	15:43:46.276
5 - D2	42.027	43.6	1:08.157	92.4	43.195	48.8	2:33.379	63.18	47.449	15:46:19.655
6 - D2	37.406	61.3	1:05.963	73.3	34.658	113.5	2:18.027	70.21	32.097	15:48:37.682
7 - D2	26.246	121.1	50.713	107.3	28.971	113.1	1:45.930 (1)	91.48		15:50:23.612
8 - D2	26.278	120.2	50.832	107.3	28.963	112.7	1:46.073 (2)	91.36	0.143	15:52:09.685

**P34 77 GT4PA Fox Motorsport**

Mercedes-AMG GT4

IDEAL LAP TIME :

BEST LAP TIME : 1:51.222

DIFFERENCE :

D1: Mark MURFITT

D2: Michael BROADHURST

LAP	SECTOR 1	SECTOR 2	SECTOR 3	LAP TIME	MPH	DIFF	TIME OF DAY	
1 - D2	120.6	52.083	103.7	29.270	108.9	1:51.222 (1)	87.13	15:37:04.267

## British GT Championship - Race 2 - Round 2

### RACE 14 - DRIVER STATISTICS

POS	NO	CL	PIC	TEAM / DRIVERS	CAR	LAPS	RACE TIME	%	BEST	ON	MPH
1	69	GT3PA	1	Barwell Motorsport Sam DE HAAN (GBR) Jonny COCKER (GBR)	Lamborghini Huracan GT3 EVO	32	<b>1:01:22.282</b>				
						17	32:20.307	52.69	1:39.389	26	97.50
						15	29:01.975	47.31	1:36.789	11	100.12
2	8	GT3PA	2	Team ABBA Racing Richard NEARY (GBR) Adam CHRISTODOULOU (GBR)	Mercedes-AMG GT3	32	<b>1:01:24.295</b>				
						15	29:08.541	47.46	1:40.128	32	96.78
						17	32:15.754	52.54	1:36.509	8	100.41
3	99	GT3PA	3	Beechdean AMR Andrew HOWARD (GBR) Marco SØRENSEN (DNK)	Aston Martin V8 Vantage GT3	32	<b>1:01:26.112</b>				
						15	29:00.182	47.21	1:39.662	27	97.24
						17	32:25.930	52.79	1:37.077	11	99.83
4	72	GT3PA	4	Barwell Motorsport Adam BALON (GBR) Phil KEEN (GBR)	Lamborghini Huracan GT3 EVO	32	<b>1:01:26.307</b>				
						16	30:45.135	50.05	1:39.847	27	97.06
						16	30:41.172	49.95	1:35.849	9	101.11
5	3	GT3PA	5	Century Motorsport Dominic PAUL (GBR) Ben GREEN (GBR)	BMW M6 GT3	32	<b>1:01:26.895</b>				
						16	30:32.920	49.71	1:39.558	28	97.34
						16	30:53.975	50.29	1:37.093	7	99.81
6	96	GT3S	1	Optimum Motorsport Oliver WILKINSON (GBR) Bradley ELLIS (GBR)	Aston Martin V8 Vantage GT3	32	<b>1:01:27.610</b>				
						19	35:29.992	57.76	1:39.155	28	97.73
						13	25:57.618	42.24	1:37.333	8	99.56
7	6	GT3PA	6	RAM Racing Ian LOGGIE (GBR) Callum MACLEOD (GBR)	Mercedes-AMG GT3	32	<b>1:01:28.120</b>				
						18	34:05.974	55.47	1:37.966	16	98.92
						14	27:22.146	44.53	1:36.576	13	100.34
8	18	GTCPA	1	WPI Motorsport Michael IGOE (GBR) Adam WILCOX (GBR)	Porsche 911 GT3 Cup	32	<b>1:01:38.676</b>				
						18	33:32.178	54.40	1:40.945	28	96.00
						14	28:06.498	45.60	1:40.504	13	96.42
9	9	GT3PA	7	Century Motorsport Adrian WILLMOTT (GBR) Jack MITCHELL (GBR)	BMW M6 GT3	32	<b>1:01:45.763</b>				
						16	30:25.421	49.26	1:38.363	28	98.52
						16	30:55.189	50.06	1:36.748	9	100.17
10	15	GT4S	1	Multimatic Motorsports Scott MAXWELL (CAN) Seb PRIAULX (GBR)	Ford Mustang GT4	32	<b>1:02:45.948</b>				
						14	26:19.114	41.93	1:46.812	31	90.73
						18	36:26.834	58.07	1:44.618	7	92.63
11	20	GT4PA	1	Balfe Motorsport Graham JOHNSON (GBR) Michael O'BRIEN (GBR)	McLaren 570S GT4	32	<b>1:02:48.559</b>				
						14	26:14.329	41.78	1:46.921	27	90.63
						18	36:34.230	58.22	1:44.971	13	92.32
12	31	GT3PA	8	JRM Racing Rick PARFITT JNR (GBR) Seb MORRIS (GBR)	Bentley Continental GT3	32	<b>1:02:51.287</b>				
						17	33:41.696	53.61	1:37.252	27	99.65
						15	29:09.591	46.39	1:36.619	9	100.30
13	44	GT4PA	2	Invictus Games Racing Steve MCCULLLEY (GBR) Matthew GEORGE (GBR)	Jaguar F-TYPE SVR GT4	32	<b>1:02:54.169</b>				
						14	26:31.360	42.16	1:47.142	26	90.45
						18	36:22.809	57.84	1:45.324	13	92.01
14	66	GT4PA	3	Team Parker Racing Nick JONES (GBR) Scott MALVERN (GBR)	Mercedes-AMG GT4	32	<b>1:02:56.087</b>				
						14	26:39.270	42.35	1:47.227	26	90.38
						18	36:16.817	57.65	1:45.122	14	92.19
15	47	GT3PA	9	TF Sport Graham DAVIDSON (GBR) Jonny ADAM (GBR)	Aston Martin V8 Vantage GT3	31	<b>59:46.533</b>				
						16	30:24.207	50.86	1:39.467	28	97.43
						15	29:22.326	49.14	1:36.859	14	100.05
16	7	GT3S	2	Team Parker Racing Ryan RATCLIFFE (GBR) Glynn GEDDIE (GBR)	Bentley Continental GT3	31	<b>59:46.720</b>				
						17	31:53.889	53.36	1:38.835	16	98.05
						14	27:52.831	46.64	1:37.510	9	99.38
17	11	GT4PA	4	Beechdean AMR Kelvin FLETCHER (GBR) Martin PLOWMAN (GBR)	Aston Martin V8 Vantage GT4	31	<b>1:01:35.256</b>				
						13	25:07.658	40.80	1:47.091	28	90.49
						18	36:27.598	59.20	1:45.708	9	91.67
18	5	GT4S	2	Tolman Motorsport Jordan COLLARD (GBR) Lewis PROCTOR (GBR)	McLaren 570S GT4	31	<b>1:02:19.275</b>				
						15	29:12.442	46.87	1:45.358	23	91.98
						16	33:06.833	53.13	1:45.858	10	91.55
19	58	GT4S	3	HHC Motorsport Tom JACKSON (GBR) Luke WILLIAMS (GBR)	McLaren 570S GT4	31	<b>1:02:23.411</b>				
						13	25:27.434	40.80	1:45.685	23	91.69
						18	36:55.977	59.20	1:45.446	14	91.90

Oulton Park International  
Circuit Length = 2.6920 miles  
Start: 15:35 Flag 16:36 End: 16:38

Weather / Track : Bright / Dry

## British GT Championship - Race 2 - Round 2

### RACE 14 - DRIVER STATISTICS

POS	NO	CL	PIC	TEAM / DRIVERS	CAR	LAPS	RACE TIME	%	BEST	ON	MPH
20	19	GT4S	4	Multimatic Motorsports Jade BUFORD (USA) Chad MCCUMBEE (USA)	Ford Mustang GT4	31	<b>1:02:28.080</b>				
						14	27:23.517	43.85	1:46.041	23	91.39
						17	35:04.563	56.15	1:45.828	12	91.57
21	32	GT4PA	5	Track Focused Mike MCCOLLUM (GBR) Sean COOPER (GBR)	KTM X-Bow GT4	31	<b>1:02:36.370</b>				
						14	27:28.396	43.88	1:46.212	30	91.24
						17	34:33.896	55.21	1:46.044	8	91.38
22	75	GT4S	5	Optimum Motorsport Patrik MATTHIESEN (GBR) Mike ROBINSON (GBR)	Aston Martin V8 Vantage GT4	31	<b>1:02:37.698</b>				
						14	27:25.377	43.79	1:46.689	28	90.83
						17	35:12.321	56.21	1:46.295	16	91.17
23	35	GT4S	6	Optimum Motorsport Connor O'BRIEN (IRL) Jack BUTEL (GBR)	Aston Martin V8 Vantage GT4	31	<b>1:02:39.527</b>				
						16	30:56.328	49.38	1:46.642	30	90.87
						15	31:43.199	50.62	1:46.587	10	90.92
24	57	GT4S	7	HHC Motorsport Dean MACDONALD (GBR) Callum POINTON (GBR)	McLaren 570S GT4	31	<b>1:02:40.082</b>				
						16	30:50.487	49.21	1:46.648	30	90.87
						15	31:49.595	50.79	1:46.687	7	90.83
25	61	GT4S	8	Academy Motorsport Ben HURST (CAN) Micah STANLEY (MCO)	Aston Martin V8 Vantage GT4	31	<b>1:02:51.192</b>				
						16	30:57.616	49.26	1:47.296	25	90.32
						15	31:53.576	50.74	1:46.471	8	91.02
26	4	GT4S	9	Tolman Motorsport James DORLIN (GBR) Josh SMITH (GBR)	McLaren 570S GT4	31	<b>1:02:52.003</b>				
						13	25:33.789	40.66	1:45.605	25	91.76
						18	36:54.663	58.71	1:45.418	9	91.93
27	97	GT4S	10	TF Sport Ashley HAND (GBR) Tom CANNING (GBR)	Aston Martin V8 Vantage GT4	31	<b>1:02:56.248</b>				
						14	26:37.833	42.31	1:47.066	25	90.51
						17	35:23.769	56.24	1:46.279	7	91.18
28	23	GT4S	11	RACE Performance Sam SMELT (GBR) Árón TAYLOR-SMITH (IRL)	Ford Mustang GT4	31	<b>1:03:03.843</b>				
						14	27:34.857	43.73	1:46.721	24	90.80
						17	35:06.780	55.68	1:46.367	7	91.11
29	95	GT4S	12	TF Sport Patrick KIBBLE (GBR) Josh PRICE (GBR)	Aston Martin V8 Vantage GT4	30	<b>1:02:05.909</b>				
						13	25:29.486	41.05	1:46.525	29	90.97
						17	35:18.668	56.86	1:45.925	7	91.49
30	43	GT4S	13	Century Motorsport Andrew GORDON-COLEBROOKE (GBR) Angus FENDER (GBR)	BMW M4 GT4	28	<b>1:02:15.847</b>				
						11	21:07.083	33.92	1:48.156	24	89.60
						17	35:09.417	56.46	1:45.865	9	91.54
31	2	GT3PA	10	TF Sport Mark FARMER (GBR) Nicki THIIM (DNK)	Aston Martin V8 Vantage GT3	17	<b>41:46.841</b>				
						0	0.000	0.00		0	
						17	40:33.841	97.09	1:36.484	9	100.44
32	62	GT4S	14	Academy Motorsport Alex TOTH-JONES (GBR) Will MOORE (GBR)	Aston Martin V8 Vantage GT4	13	<b>25:58.494</b>				
						0	0.000	0.00		0	
						13	25:58.494	100.00	1:46.781	9	90.75
33	42	GT4S	15	Century Motorsport Mark KIMBER (GBR) Jacob MATHIASSEN (DNK)	BMW M4 GT4	8	<b>16:56.640</b>				
						0	0.000	0.00		0	
						8	16:56.640	100.00	1:45.930	7	91.48
34	77	GT4PA	6	Fox Motorsport Mark MURFITT (GBR) Michael BROADHURST (GBR)	Mercedes-AMG GT4	1	<b>1:51.222</b>				
						0	0.000	0.00		0	
						1	1:51.222	100.00	1:51.222	1	87.13

Weather / Track : Bright / Dry

Oulton Park International  
Circuit Length = 2.6920 miles  
Start: 15:35 Flag 16:36 End: 16:38

## British GT Championship - Race 2 - Round 2

### RACE 14 - PIT STOP ANALYSIS

<b>P1</b>	<b>69 GT3PA</b>	<b>Barwell Motorsport</b>	<b>Lamborghini Huracan GT3 EVO</b>				
D1: Sam DE HAAN	Total Stint: 17 Laps - 32:20.307 (52.69%)		Best Lap: 1:39.389 On Lap 26 @ 97.50 mph				
D2: Jonny COCKER	Total Stint: 15 Laps - 29:01.975 (47.31%)		Best Lap: 1:36.789 On Lap 11 @ 100.12 mph				
STOP	IN TIME	DRIVER IN	STINT TIME	STOP TIME	TOTAL STOP TIME	OUT TIME	DRIVER OUT
1 -	16:03:03.826	Jonny COCKER	27:50.781	1:11.194	1:11.194	16:04:15.020	Sam DE HAAN
-	Finish	Sam DE HAAN	32:20.307				
<b>P2</b>	<b>8 GT3PA</b>	<b>Team ABBA Racing</b>	<b>Mercedes-AMG GT3</b>				
D1: Richard NEARY	Total Stint: 15 Laps - 29:08.541 (47.46%)		Best Lap: 1:40.128 On Lap 32 @ 96.78 mph				
D2: Adam CHRISTODOULOU	Total Stint: 17 Laps - 32:15.754 (52.54%)		Best Lap: 1:36.509 On Lap 8 @ 100.41 mph				
STOP	IN TIME	DRIVER IN	STINT TIME	STOP TIME	TOTAL STOP TIME	OUT TIME	DRIVER OUT
1 -	16:06:18.092	Adam CHRISTODOULOU	31:05.047	1:10.707	1:10.707	16:07:28.799	Richard NEARY
-	Finish	Richard NEARY	29:08.541				
<b>P3</b>	<b>99 GT3PA</b>	<b>Beechdean AMR</b>	<b>Aston Martin V8 Vantage GT3</b>				
D1: Andrew HOWARD	Total Stint: 15 Laps - 29:00.182 (47.21%)		Best Lap: 1:39.662 On Lap 27 @ 97.24 mph				
D2: Marco SØRENSEN	Total Stint: 17 Laps - 32:25.930 (52.79%)		Best Lap: 1:37.077 On Lap 11 @ 99.83 mph				
STOP	IN TIME	DRIVER IN	STINT TIME	STOP TIME	TOTAL STOP TIME	OUT TIME	DRIVER OUT
1 -	16:06:27.455	Marco SØRENSEN	31:14.410	1:11.520	1:11.520	16:07:38.975	Andrew HOWARD
-	Finish	Andrew HOWARD	29:00.182				
<b>P4</b>	<b>72 GT3PA</b>	<b>Barwell Motorsport</b>	<b>Lamborghini Huracan GT3 EVO</b>				
D1: Adam BALON	Total Stint: 16 Laps - 30:45.135 (50.05%)		Best Lap: 1:39.847 On Lap 27 @ 97.06 mph				
D2: Phil KEEN	Total Stint: 16 Laps - 30:41.172 (49.95%)		Best Lap: 1:35.849 On Lap 9 @ 101.11 mph				
STOP	IN TIME	DRIVER IN	STINT TIME	STOP TIME	TOTAL STOP TIME	OUT TIME	DRIVER OUT
1 -	16:04:36.402	Phil KEEN	29:23.357	1:17.815	1:17.815	16:05:54.217	Adam BALON
-	Finish	Adam BALON	30:45.135				
<b>P5</b>	<b>3 GT3PA</b>	<b>Century Motorsport</b>	<b>BMW M6 GT3</b>				
D1: Dominic PAUL	Total Stint: 16 Laps - 30:32.920 (49.71%)		Best Lap: 1:39.558 On Lap 28 @ 97.34 mph				
D2: Ben GREEN	Total Stint: 16 Laps - 30:53.975 (50.29%)		Best Lap: 1:37.093 On Lap 7 @ 99.81 mph				
STOP	IN TIME	DRIVER IN	STINT TIME	STOP TIME	TOTAL STOP TIME	OUT TIME	DRIVER OUT
1 -	16:04:51.548	Ben GREEN	29:38.503	1:15.472	1:15.472	16:06:07.020	Dominic PAUL
-	Finish	Dominic PAUL	30:32.920				
<b>P6</b>	<b>96 GT3S</b>	<b>Optimum Motorsport</b>	<b>Aston Martin V8 Vantage GT3</b>				
D1: Oliver WILKINSON	Total Stint: 19 Laps - 35:29.992 (57.76%)		Best Lap: 1:39.155 On Lap 28 @ 97.73 mph				
D2: Bradley ELLIS	Total Stint: 13 Laps - 25:57.618 (42.24%)		Best Lap: 1:37.333 On Lap 8 @ 99.56 mph				
STOP	IN TIME	DRIVER IN	STINT TIME	STOP TIME	TOTAL STOP TIME	OUT TIME	DRIVER OUT
1 -	15:59:54.027	Bradley ELLIS	24:40.982	1:16.636	1:16.636	16:01:10.663	Oliver WILKINSON
-	Finish	Oliver WILKINSON	35:29.992				
<b>P7</b>	<b>6 GT3PA</b>	<b>RAM Racing</b>	<b>Mercedes-AMG GT3</b>				
D1: Ian LOGGIE	Total Stint: 18 Laps - 34:05.974 (55.47%)		Best Lap: 1:37.966 On Lap 16 @ 98.92 mph				
D2: Callum MACLEOD	Total Stint: 14 Laps - 27:22.146 (44.53%)		Best Lap: 1:36.576 On Lap 13 @ 100.34 mph				
STOP	IN TIME	DRIVER IN	STINT TIME	STOP TIME	TOTAL STOP TIME	OUT TIME	DRIVER OUT
1 -	16:01:24.173	Callum MACLEOD	26:11.128	1:11.018	1:11.018	16:02:35.191	Ian LOGGIE
-	Finish	Ian LOGGIE	34:05.974				
<b>P8</b>	<b>18 GTCPA</b>	<b>WPI Motorsport</b>	<b>Porsche 911 GT3 Cup</b>				
D1: Michael IGOE	Total Stint: 18 Laps - 33:32.178 (54.4%)		Best Lap: 1:40.945 On Lap 28 @ 96.00 mph				
D2: Adam WILCOX	Total Stint: 14 Laps - 28:06.498 (45.6%)		Best Lap: 1:40.504 On Lap 13 @ 96.42 mph				
STOP	IN TIME	DRIVER IN	STINT TIME	STOP TIME	TOTAL STOP TIME	OUT TIME	DRIVER OUT
1 -	16:02:05.483	Adam WILCOX	26:52.438	1:14.060	1:14.060	16:03:19.543	Michael IGOE
-	Finish	Michael IGOE	33:32.178				
<b>P9</b>	<b>9 GT3PA</b>	<b>Century Motorsport</b>	<b>BMW M6 GT3</b>				
D1: Adrian WILLMOTT	Total Stint: 16 Laps - 30:25.421 (49.26%)		Best Lap: 1:38.363 On Lap 28 @ 98.52 mph				
D2: Jack MITCHELL	Total Stint: 16 Laps - 30:55.189 (50.06%)		Best Lap: 1:36.748 On Lap 9 @ 100.17 mph				
STOP	IN TIME	DRIVER IN	STINT TIME	STOP TIME	TOTAL STOP TIME	OUT TIME	DRIVER OUT
1 -	16:04:43.481	Jack MITCHELL	29:30.436	1:24.753	1:24.753	16:06:08.234	Adrian WILLMOTT

Weather / Track : Bright / Dry

Oulton Park International  
Circuit Length = 2.6920 miles  
Start: 15:35 Flag 16:36 End: 16:38

## British GT Championship - Race 2 - Round 2

### RACE 14 - PIT STOP ANALYSIS

2 - 16:25:00.941 Adrian WILLMOTT 18:52.707 1.539 1:26.292 16:25:02.480 Adrian WILLMOTT  
 - Finish Adrian WILLMOTT 11:56.328

<b>P10</b>	<b>15 GT4S</b>	<b>Multimatic Motorsports</b>						<b>Ford Mustang GT4</b>
D1: Scott MAXWELL	Total Stint: 14 Laps - 26:19.114 (41.93%)							Best Lap: 1:46.812 On Lap 31 @ 90.73 mph
D2: Seb PRIAULX	Total Stint: 18 Laps - 36:26.834 (58.07%)							Best Lap: 1:44.618 On Lap 7 @ 92.63 mph
STOP	IN TIME	DRIVER IN	STINT TIME	STOP TIME	TOTAL STOP TIME	OUT TIME	DRIVER OUT	
1 -	16:09:40.407	Seb PRIAULX	34:27.362	1:59.472	1:59.472	16:11:39.879	Scott MAXWELL	
-	Finish	Scott MAXWELL	26:19.114					

<b>P11</b>	<b>20 GT4PA</b>	<b>Balfe Motorsport</b>						<b>McLaren 570S GT4</b>
D1: Graham JOHNSON	Total Stint: 14 Laps - 26:14.329 (41.78%)							Best Lap: 1:46.921 On Lap 27 @ 90.63 mph
D2: Michael O'BRIEN	Total Stint: 18 Laps - 36:34.230 (58.22%)							Best Lap: 1:44.971 On Lap 13 @ 92.32 mph
STOP	IN TIME	DRIVER IN	STINT TIME	STOP TIME	TOTAL STOP TIME	OUT TIME	DRIVER OUT	
1 -	16:10:00.129	Michael O'BRIEN	34:47.084	1:47.146	1:47.146	16:11:47.275	Graham JOHNSON	
-	Finish	Graham JOHNSON	26:14.329					

<b>P12</b>	<b>31 GT3PA</b>	<b>JRM Racing</b>						<b>Bentley Continental GT3</b>
D1: Rick PARFITT JNR	Total Stint: 17 Laps - 33:41.696 (53.61%)							Best Lap: 1:37.252 On Lap 27 @ 99.65 mph
D2: Seb MORRIS	Total Stint: 15 Laps - 29:09.591 (46.39%)							Best Lap: 1:36.619 On Lap 9 @ 100.30 mph
STOP	IN TIME	DRIVER IN	STINT TIME	STOP TIME	TOTAL STOP TIME	OUT TIME	DRIVER OUT	
1 -	16:03:01.807	Seb MORRIS	27:48.762	1:20.829	1:20.829	16:04:22.636	Rick PARFITT JNR	
-	Finish	Rick PARFITT JNR	33:41.696					

<b>P13</b>	<b>44 GT4PA</b>	<b>Invictus Games Racing</b>						<b>Jaguar F-TYPE SVR GT4</b>
D1: Steve MCCULLEY	Total Stint: 14 Laps - 26:31.360 (42.16%)							Best Lap: 1:47.142 On Lap 26 @ 90.45 mph
D2: Matthew GEORGE	Total Stint: 18 Laps - 36:22.809 (57.84%)							Best Lap: 1:45.324 On Lap 13 @ 92.01 mph
STOP	IN TIME	DRIVER IN	STINT TIME	STOP TIME	TOTAL STOP TIME	OUT TIME	DRIVER OUT	
1 -	16:09:45.792	Matthew GEORGE	34:32.747	1:50.062	1:50.062	16:11:35.854	Steve MCCULLEY	
-	Finish	Steve MCCULLEY	26:31.360					

<b>P14</b>	<b>66 GT4PA</b>	<b>Team Parker Racing</b>						<b>Mercedes-AMG GT4</b>
D1: Nick JONES	Total Stint: 14 Laps - 26:39.270 (42.35%)							Best Lap: 1:47.227 On Lap 26 @ 90.38 mph
D2: Scott MALVERN	Total Stint: 18 Laps - 36:16.817 (57.65%)							Best Lap: 1:45.122 On Lap 14 @ 92.19 mph
STOP	IN TIME	DRIVER IN	STINT TIME	STOP TIME	TOTAL STOP TIME	OUT TIME	DRIVER OUT	
1 -	16:09:42.184	Scott MALVERN	34:29.139	1:47.678	1:47.678	16:11:29.862	Nick JONES	
-	Finish	Nick JONES	26:39.270					

<b>P15</b>	<b>47 GT3PA</b>	<b>TF Sport</b>						<b>Aston Martin V8 Vantage GT3</b>
D1: Graham DAVIDSON	Total Stint: 16 Laps - 30:24.207 (50.86%)							Best Lap: 1:39.467 On Lap 28 @ 97.43 mph
D2: Jonny ADAM	Total Stint: 15 Laps - 29:22.326 (49.14%)							Best Lap: 1:36.859 On Lap 14 @ 100.05 mph
STOP	IN TIME	DRIVER IN	STINT TIME	STOP TIME	TOTAL STOP TIME	OUT TIME	DRIVER OUT	
1 -	16:03:08.344	Jonny ADAM	27:55.299	1:27.027	1:27.027	16:04:35.371	Graham DAVIDSON	
-	Finish	Graham DAVIDSON	30:24.207					

<b>P16</b>	<b>7 GT3S</b>	<b>Team Parker Racing</b>						<b>Bentley Continental GT3</b>
D1: Ryan RATCLIFFE	Total Stint: 17 Laps - 31:53.889 (53.36%)							Best Lap: 1:38.835 On Lap 16 @ 98.05 mph
D2: Glynn GEDDIE	Total Stint: 14 Laps - 27:52.831 (46.64%)							Best Lap: 1:37.510 On Lap 9 @ 99.38 mph
STOP	IN TIME	DRIVER IN	STINT TIME	STOP TIME	TOTAL STOP TIME	OUT TIME	DRIVER OUT	
1 -	16:01:37.433	Glynn GEDDIE	26:24.388	1:28.443	1:28.443	16:03:05.876	Ryan RATCLIFFE	
-	Finish	Ryan RATCLIFFE	31:53.889					

<b>P17</b>	<b>11 GT4PA</b>	<b>Beechdean AMR</b>						<b>Aston Martin V8 Vantage GT4</b>
D1: Kelvin FLETCHER	Total Stint: 13 Laps - 25:07.658 (40.8%)							Best Lap: 1:47.091 On Lap 28 @ 90.49 mph
D2: Martin PLOWMAN	Total Stint: 18 Laps - 36:27.598 (59.2%)							Best Lap: 1:45.708 On Lap 9 @ 91.67 mph
STOP	IN TIME	DRIVER IN	STINT TIME	STOP TIME	TOTAL STOP TIME	OUT TIME	DRIVER OUT	
1 -	16:09:52.275	Martin PLOWMAN	34:39.230	1:48.368	1:48.368	16:11:40.643	Kelvin FLETCHER	
-	Finish	Kelvin FLETCHER	25:07.658					

Weather / Track : Bright / Dry

Oulton Park International  
 Circuit Length = 2.6920 miles  
 Start: 15:35 Flag 16:36 End: 16:38

## British GT Championship - Race 2 - Round 2

### RACE 14 - PIT STOP ANALYSIS

<b>P18</b>	<b>5 GT4S</b>	<b>Tolman Motorsport</b>	<b>McLaren 570S GT4</b>				
D1: Jordan COLLARD	Total Stint: 15 Laps - 29:12.442 (46.87%)		Best Lap: 1:45.358 On Lap 23 @ 91.98 mph				
D2: Lewis PROCTOR	Total Stint: 16 Laps - 33:06.833 (53.13%)		Best Lap: 1:45.858 On Lap 10 @ 91.55 mph				
STOP	IN TIME	DRIVER IN	STINT TIME	STOP TIME	TOTAL STOP TIME	OUT TIME	DRIVER OUT
1 -	16:06:20.176	Lewis PROCTOR	31:07.131	1:59.702	1:59.702	16:08:19.878	Jordan COLLARD
-	Finish	Jordan COLLARD	29:12.442				
<b>P19</b>	<b>58 GT4S</b>	<b>HHC Motorsport</b>	<b>McLaren 570S GT4</b>				
D1: Tom JACKSON	Total Stint: 13 Laps - 25:27.434 (40.8%)		Best Lap: 1:45.685 On Lap 23 @ 91.69 mph				
D2: Luke WILLIAMS	Total Stint: 18 Laps - 36:55.977 (59.2%)		Best Lap: 1:45.446 On Lap 14 @ 91.90 mph				
STOP	IN TIME	DRIVER IN	STINT TIME	STOP TIME	TOTAL STOP TIME	OUT TIME	DRIVER OUT
1 -	16:09:53.422	Luke WILLIAMS	34:40.377	2:15.600	2:15.600	16:12:09.022	Tom JACKSON
-	Finish	Tom JACKSON	25:27.434				
<b>P20</b>	<b>19 GT4S</b>	<b>Multimatic Motorsports</b>	<b>Ford Mustang GT4</b>				
D1: Jade BUFORD	Total Stint: 14 Laps - 27:23.517 (43.85%)		Best Lap: 1:46.041 On Lap 23 @ 91.39 mph				
D2: Chad MCCUMBEE	Total Stint: 17 Laps - 35:04.563 (56.15%)		Best Lap: 1:45.828 On Lap 12 @ 91.57 mph				
STOP	IN TIME	DRIVER IN	STINT TIME	STOP TIME	TOTAL STOP TIME	OUT TIME	DRIVER OUT
1 -	16:08:09.344	Chad MCCUMBEE	32:56.299	2:08.264	2:08.264	16:10:17.608	Jade BUFORD
-	Finish	Jade BUFORD	27:23.517				
<b>P21</b>	<b>32 GT4PA</b>	<b>Track Focused</b>	<b>KTM X-Bow GT4</b>				
D1: Mike MCCOLLUM	Total Stint: 14 Laps - 27:28.396 (43.88%)		Best Lap: 1:46.212 On Lap 30 @ 91.24 mph				
D2: Sean COOPER	Total Stint: 17 Laps - 34:33.896 (55.21%)		Best Lap: 1:46.044 On Lap 8 @ 91.38 mph				
STOP	IN TIME	DRIVER IN	STINT TIME	STOP TIME	TOTAL STOP TIME	OUT TIME	DRIVER OUT
1 -	15:37:15.556	Sean COOPER	2:02.511	34.078	34.078	15:37:49.634	Sean COOPER
2 -	16:08:27.695	Sean COOPER	30:38.061	1:53.324	2:27.402	16:10:21.019	Mike MCCOLLUM
-	Finish	Mike MCCOLLUM	27:28.396				
<b>P22</b>	<b>75 GT4S</b>	<b>Optimum Motorsport</b>	<b>Aston Martin V8 Vantage GT4</b>				
D1: Patrik MATTHIESEN	Total Stint: 14 Laps - 27:25.377 (43.79%)		Best Lap: 1:46.689 On Lap 28 @ 90.83 mph				
D2: Mike ROBINSON	Total Stint: 17 Laps - 35:12.321 (56.21%)		Best Lap: 1:46.295 On Lap 16 @ 91.17 mph				
STOP	IN TIME	DRIVER IN	STINT TIME	STOP TIME	TOTAL STOP TIME	OUT TIME	DRIVER OUT
1 -	16:08:23.466	Mike ROBINSON	33:10.421	2:01.900	2:01.900	16:10:25.366	Patrik MATTHIESEN
-	Finish	Patrik MATTHIESEN	27:25.377				
<b>P23</b>	<b>35 GT4S</b>	<b>Optimum Motorsport</b>	<b>Aston Martin V8 Vantage GT4</b>				
D1: Connor O'BRIEN	Total Stint: 16 Laps - 30:56.328 (49.38%)		Best Lap: 1:46.642 On Lap 30 @ 90.87 mph				
D2: Jack BUTEL	Total Stint: 15 Laps - 31:43.199 (50.62%)		Best Lap: 1:46.587 On Lap 10 @ 90.92 mph				
STOP	IN TIME	DRIVER IN	STINT TIME	STOP TIME	TOTAL STOP TIME	OUT TIME	DRIVER OUT
1 -	16:04:52.820	Jack BUTEL	29:39.775	2:03.424	2:03.424	16:06:56.244	Connor O'BRIEN
-	Finish	Connor O'BRIEN	30:56.328				
<b>P24</b>	<b>57 GT4S</b>	<b>HHC Motorsport</b>	<b>McLaren 570S GT4</b>				
D1: Dean MACDONALD	Total Stint: 16 Laps - 30:50.487 (49.21%)		Best Lap: 1:46.648 On Lap 30 @ 90.87 mph				
D2: Callum POINTON	Total Stint: 15 Laps - 31:49.595 (50.79%)		Best Lap: 1:46.687 On Lap 7 @ 90.83 mph				
STOP	IN TIME	DRIVER IN	STINT TIME	STOP TIME	TOTAL STOP TIME	OUT TIME	DRIVER OUT
1 -	16:04:50.587	Callum POINTON	29:37.542	2:12.053	2:12.053	16:07:02.640	Dean MACDONALD
-	Finish	Dean MACDONALD	30:50.487				
<b>P25</b>	<b>61 GT4S</b>	<b>Academy Motorsport</b>	<b>Aston Martin V8 Vantage GT4</b>				
D1: Ben HURST	Total Stint: 16 Laps - 30:57.616 (49.26%)		Best Lap: 1:47.296 On Lap 25 @ 90.32 mph				
D2: Micah STANLEY	Total Stint: 15 Laps - 31:53.576 (50.74%)		Best Lap: 1:46.471 On Lap 8 @ 91.02 mph				
STOP	IN TIME	DRIVER IN	STINT TIME	STOP TIME	TOTAL STOP TIME	OUT TIME	DRIVER OUT
1 -	16:05:01.050	Micah STANLEY	29:48.005	2:05.571	2:05.571	16:07:06.621	Ben HURST
-	Finish	Ben HURST	30:57.616				
<b>P26</b>	<b>4 GT4S</b>	<b>Tolman Motorsport</b>	<b>McLaren 570S GT4</b>				
D1: James DORLIN	Total Stint: 13 Laps - 25:33.789 (40.66%)		Best Lap: 1:45.605 On Lap 25 @ 91.76 mph				
D2: Josh SMITH	Total Stint: 18 Laps - 36:54.663 (58.71%)		Best Lap: 1:45.418 On Lap 9 @ 91.93 mph				
STOP	IN TIME	DRIVER IN	STINT TIME	STOP TIME	TOTAL STOP TIME	OUT TIME	DRIVER OUT

Weather / Track : Bright / Dry

Oulton Park International  
Circuit Length = 2.6920 miles  
Start: 15:35 Flag 16:36 End: 16:38

## British GT Championship - Race 2 - Round 2

### RACE 14 - PIT STOP ANALYSIS

1 -	16:09:49.811	Josh SMITH	34:36.766	2:17.897	2:17.897	16:12:07.708	James DORLIN
2 -	16:23:28.994	James DORLIN	11:21.286	23.551	2:41.448	16:23:52.545	James DORLIN
-	Finish	James DORLIN	14:12.503				

<b>P27</b>	<b>97 GT4S</b>	<b>TF Sport</b>	<b>Aston Martin V8 Vantage GT4</b>				
D1: Ashley HAND		Total Stint: 14 Laps - 26:37.833 (42.31%)	Best Lap: 1:47.066 On Lap 25 @ 90.51 mph				
D2: Tom CANNING		Total Stint: 17 Laps - 35:23.769 (56.24%)	Best Lap: 1:46.279 On Lap 7 @ 91.18 mph				
STOP	IN TIME	DRIVER IN	STINT TIME	STOP TIME	TOTAL STOP TIME	OUT TIME	DRIVER OUT
1 -	16:03:06.996	Tom CANNING	27:53.951	54.646	54.646	16:04:01.642	Tom CANNING
2 -	16:09:26.531	Tom CANNING	5:24.889	2:04.929	2:59.575	16:11:31.460	Ashley HAND
-	Finish	Ashley HAND	26:37.833				

<b>P28</b>	<b>23 GT4S</b>	<b>RACE Performance</b>	<b>Ford Mustang GT4</b>				
D1: Sam SMELT		Total Stint: 14 Laps - 27:34.857 (43.73%)	Best Lap: 1:46.721 On Lap 24 @ 90.80 mph				
D2: Arón TAYLOR-SMITH		Total Stint: 17 Laps - 35:06.780 (55.68%)	Best Lap: 1:46.367 On Lap 7 @ 91.11 mph				
STOP	IN TIME	DRIVER IN	STINT TIME	STOP TIME	TOTAL STOP TIME	OUT TIME	DRIVER OUT
1 -	16:08:21.373	Árón TAYLOR-SMITH	33:08.328	1:58.452	1:58.452	16:10:19.825	Sam SMELT
2 -	16:27:07.530	Sam SMELT	16:47.705	22.206	2:20.658	16:27:29.736	Sam SMELT
-	Finish	Sam SMELT	10:47.152				

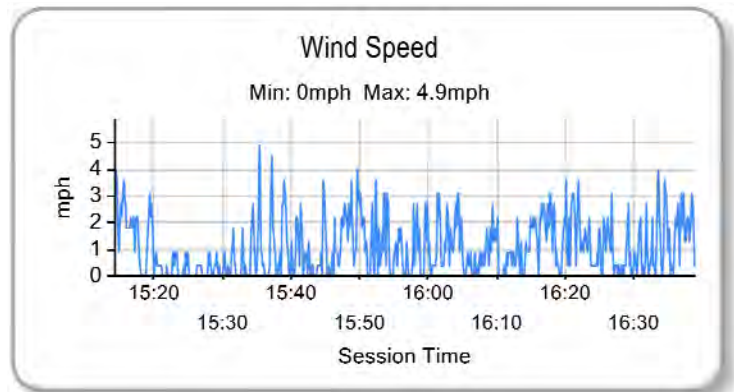
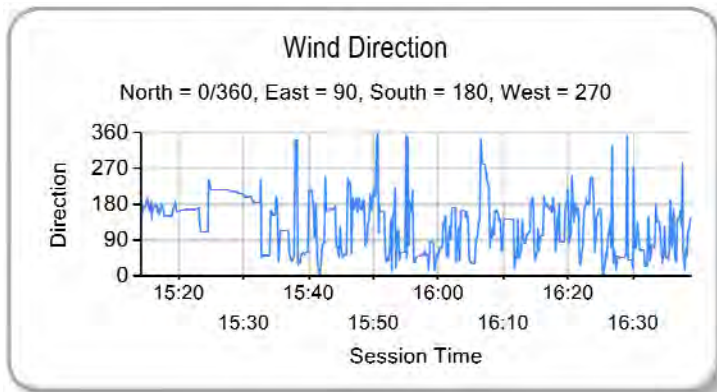
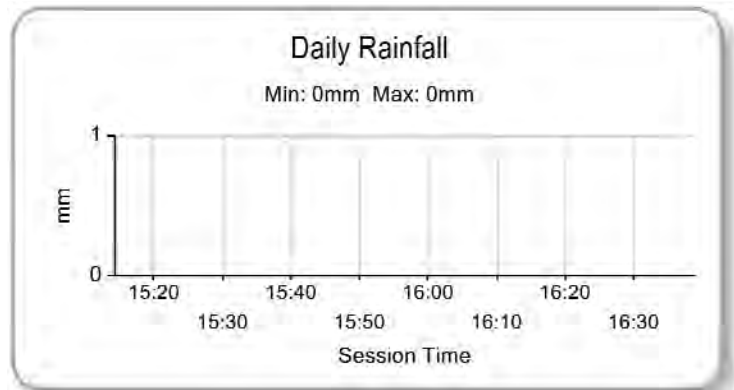
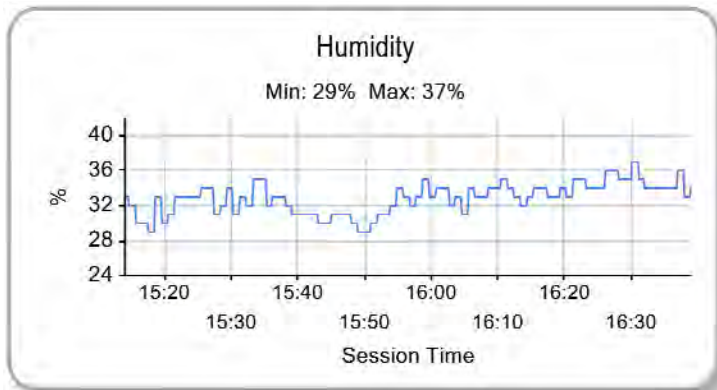
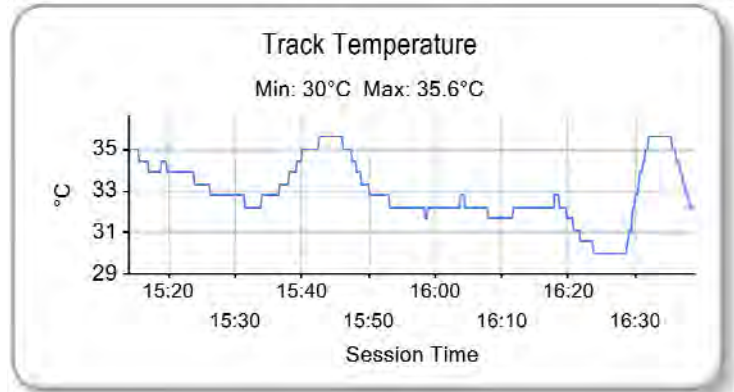
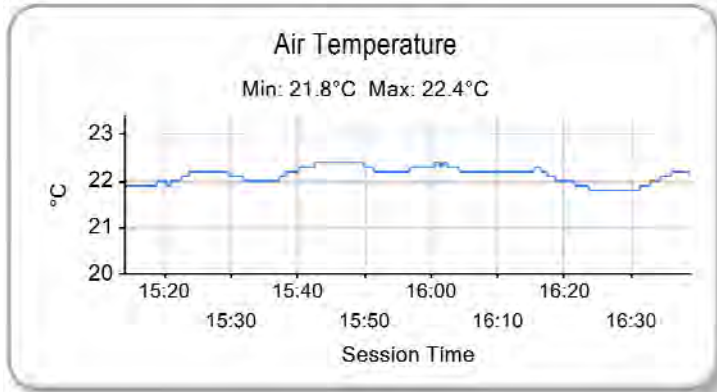
<b>P29</b>	<b>95 GT4S</b>	<b>TF Sport</b>	<b>Aston Martin V8 Vantage GT4</b>				
D1: Patrick KIBBLE		Total Stint: 13 Laps - 25:29.486 (41.05%)	Best Lap: 1:46.525 On Lap 29 @ 90.97 mph				
D2: Josh PRICE		Total Stint: 17 Laps - 35:18.668 (56.86%)	Best Lap: 1:45.925 On Lap 7 @ 91.49 mph				
STOP	IN TIME	DRIVER IN	STINT TIME	STOP TIME	TOTAL STOP TIME	OUT TIME	DRIVER OUT
1 -	16:08:26.532	Josh PRICE	33:13.487	2:05.181	2:05.181	16:10:31.713	Patrick KIBBLE
2 -	16:23:35.549	Patrick KIBBLE	13:03.836	34.832	2:40.013	16:24:10.381	Patrick KIBBLE
3 -	16:27:44.740	Patrick KIBBLE	3:34.359	42.923	3:22.936	16:28:27.663	Patrick KIBBLE
-	Finish	Patrick KIBBLE	8:51.291				

<b>P30</b>	<b>43 GT4S</b>	<b>Century Motorsport</b>	<b>BMW M4 GT4</b>				
D1: Andrew GORDON-COLEBROOKE		Total Stint: 11 Laps - 21:07.083 (33.92%)	Best Lap: 1:48.156 On Lap 24 @ 89.60 mph				
D2: Angus FENDER		Total Stint: 17 Laps - 35:09.417 (56.46%)	Best Lap: 1:45.865 On Lap 9 @ 91.54 mph				
STOP	IN TIME	DRIVER IN	STINT TIME	STOP TIME	TOTAL STOP TIME	OUT TIME	DRIVER OUT
1 -	16:08:13.986	Angus FENDER	33:00.941	2:08.476	2:08.476	16:10:22.462	Andrew GORDON-COLEBROOKE
2 -	16:14:47.614	Andrew GORDON-COLE	4:25.152	45.569	2:54.045	16:15:33.183	Andrew GORDON-COLEBROOKE
3 -	16:17:44.755	Andrew GORDON-COLE	2:11.572	5:13.778	8:07.823	16:22:58.533	Andrew GORDON-COLEBROOKE
-	Finish	Andrew GORDON-COL	14:30.359				

<b>P31</b>	<b>2 GT3PA</b>	<b>TF Sport</b>	<b>Aston Martin V8 Vantage GT3</b>				
D1: Mark FARMER		Total Stint: 0 Laps	Best Lap: 1:36.484 On Lap 9 @ 100.44 mph				
D2: Nicki THIMM		Total Stint: 17 Laps - 40:33.841 (97.09%)					
STOP	IN TIME	DRIVER IN	STINT TIME	STOP TIME	TOTAL STOP TIME	OUT TIME	DRIVER OUT
1 -	16:04:40.090	Mark FARMER	29:27.045	1:13.000	1:13.000	16:05:53.090	Mark FARMER
2 -	16:16:59.886	Mark FARMER					

# British GT Championship - Race 2 - Round 2

## RACE 14 - WEATHER CONDITIONS



Weather / Track : Bright / Dry

Results can be found at [www.tsl-timing.com](http://www.tsl-timing.com)

Oulton Park International  
Circuit Length = 2.6920 miles  
Start: 15:35 Flag 16:36 End: 16:38

Printed - 16:52 Monday, 22 April 2019



# British GT Championship - Race 2 - Round 2

## RACE 14 - STATISTICS

**Competitors Started** 34  
**Planned Start** 2019-04-22 @ 15:35:00.000  
**Actual Start** 2019-04-22 @ 15:35:13.044  
**Finish Time** 2019-04-22 @ 16:36:34.869  
**Track Length** 2.6920mi.  
**Total Laps** 984  
**Total Distance Covered** 2648.9560mi.

### Session Fastest Lap History

NO	CL	NAME	LAP TIME	TIME OF DAY	LAP	VEHICLE
72	GT3PA	<b>Barwell Motorsport</b> <i>P. KEEN</i>	<b>1:37.118</b>	15:36:50.188	1	Lamborghini Huracan GT3
72	GT3PA	<b>Barwell Motorsport</b> <i>P. KEEN</i>	<b>1:36.578</b>	15:50:01.515	7	Lamborghini Huracan GT3
72	GT3PA	<b>Barwell Motorsport</b> <i>P. KEEN</i>	<b>1:36.044</b>	15:51:37.559	8	Lamborghini Huracan GT3
72	GT3PA	<b>Barwell Motorsport</b> <i>P. KEEN</i>	<b>1:35.849</b>	15:53:13.407	9	Lamborghini Huracan GT3

### Session Leader History

NO	CL	NAME	FROM LAP	LAPS LED	DISTANCE	VEHICLE
72	GT3PA	<b>Barwell Motorsport</b> <i>P. KEEN</i>	1	15	37.68 miles	Lamborghini Huracan GT3
8	GT3PA	<b>Team ABBA Racing</b> <i>A. CHRISTODOULOU</i>	16	9	24.22 miles	Mercedes-AMG GT3
69	GT3PA	<b>Barwell Motorsport</b> <i>S. DE HAAN</i>	25	8	21.53 miles	Lamborghini Huracan GT3

### Flag History

TYPE	TIME OF DAY
GREEN	15:35:13.044
SAFETY	15:38:10.221
GREEN	15:48:23.983
SAFETY	16:07:58.741
GREEN	16:19:46.952
FINISH	16:36:34.869

### Flag Statistics

TYPE	COUNT	TOTAL LAPS	TOTAL TIME
Green	3	24	41:44.223
Red	0	0	0.000
Safety Car	2	8	22:01.973
FCY	0	0	0.000

Weather / Track : Bright / Dry

These results are provisional until the conclusion of any judicial and technical matters.

Oulton Park International  
Circuit Length = 2.6920 miles  
Start: 15:35 Flag 16:36 End: 16:38

Race Director : Peter Daly	Stewards :	Timekeeper :
----------------------------	------------	--------------

# British GT Championship - Race 2 - Round 2

## RACE 14 - STATISTICS

CLASS : GT3S

2 Starters

### Fastest Lap History

NO	NAME	LAP TIME	TIME OF DAY	LAP	VEHICLE
96	<b>Optimum Motorsport</b> <i>B. ELLIS</i>	<b>1:42.010</b>	15:36:55.078	1	Aston Martin V8 Vantage GT3
96	<b>Optimum Motorsport</b> <i>B. ELLIS</i>	<b>1:37.736</b>	15:38:32.823	2	Aston Martin V8 Vantage GT3
96	<b>Optimum Motorsport</b> <i>B. ELLIS</i>	<b>1:37.340</b>	15:50:05.961	7	Aston Martin V8 Vantage GT3
96	<b>Optimum Motorsport</b> <i>B. ELLIS</i>	<b>1:37.333</b>	15:51:43.293	8	Aston Martin V8 Vantage GT3

### Leader History

NO	NAME	FROM LAP	LAPS LED	DISTANCE	VEHICLE
96	<b>Optimum Motorsport</b> <i>B. ELLIS</i>	1	13	32.30 miles	Aston Martin V8 Vantage GT3
7	<b>Team Parker Racing</b> <i>G. GEDDIE</i>	14	1	2.69 miles	Bentley Continental GT3
96	<b>Optimum Motorsport</b> <i>O. WILKINSON</i>	15	14	37.68 miles	Aston Martin V8 Vantage GT3
7	<b>Team Parker Racing</b> <i>R. RATCLIFFE</i>	29	3	8.07 miles	Bentley Continental GT3
96	<b>Optimum Motorsport</b> <i>O. WILKINSON</i>	32	1	2.69 miles	Aston Martin V8 Vantage GT3

Weather / Track : Bright / Dry

These results are provisional until the conclusion of any judicial and technical matters.

Oulton Park International  
Circuit Length = 2.6920 miles  
Start: 15:35 Flag 16:36 End: 16:38

Race Director : Peter Daly	Stewards :	Timekeeper :
----------------------------	------------	--------------

# British GT Championship - Race 2 - Round 2

## RACE 14 - STATISTICS

**CLASS : GT4S**

15 Starters

### Fastest Lap History

NO	NAME	LAP TIME	TIME OF DAY	LAP	VEHICLE
15	<b>Multimatic Motorsports</b> <i>S. PRIAULX</i>	<b>1:48.114</b>	15:37:01.186	1	Ford Mustang GT4
15	<b>Multimatic Motorsports</b> <i>S. PRIAULX</i>	<b>1:45.845</b>	15:38:47.032	2	Ford Mustang GT4
15	<b>Multimatic Motorsports</b> <i>S. PRIAULX</i>	<b>1:44.618</b>	15:50:17.849	7	Ford Mustang GT4

### Leader History

NO	NAME	FROM LAP	LAPS LED	DISTANCE	VEHICLE
15	<b>Multimatic Motorsports</b> <i>S. PRIAULX</i>	1	32	83.45 miles	Ford Mustang GT4

Weather / Track : Bright / Dry

These results are provisional until the conclusion of any judicial and technical matters.

Oulton Park International  
Circuit Length = 2.6920 miles  
Start: 15:35 Flag 16:36 End: 16:38

Race Director : Peter Daly	Stewards :	Timekeeper :
----------------------------	------------	--------------

# British GT Championship - Race 2 - Round 2

## RACE 14 - STATISTICS

CLASS : GT4PA

6 Starters

### Fastest Lap History

NO	NAME	LAP TIME	TIME OF DAY	LAP	VEHICLE
66	<b>Team Parker Racing</b> <i>MALVERN</i>	<b>1:48.992</b>	15:37:02.063	1	Mercedes-AMG GT4
66	<b>Team Parker Racing</b> <i>MALVERN</i>	<b>1:46.100</b>	15:38:48.164	2	Mercedes-AMG GT4
44	<b>Invictus Games Racing</b> <i>M. GEORGE</i>	<b>1:45.720</b>	15:38:49.441	2	Jaguar F-TYPE SVR GT4
66	<b>Team Parker Racing</b> <i>MALVERN</i>	<b>1:45.141</b>	15:50:18.804	7	Mercedes-AMG GT4
66	<b>Team Parker Racing</b> <i>MALVERN</i>	<b>1:45.131</b>	16:00:50.674	13	Mercedes-AMG GT4
20	<b>Balfe Motorsport</b> <i>M. O'BRIEN</i>	<b>1:44.971</b>	16:01:05.854	13	McLaren 570S GT4

### Leader History

NO	NAME	FROM LAP	LAPS LED	DISTANCE	VEHICLE
66	<b>Team Parker Racing</b> <i>MALVERN</i>	1	27	69.99 miles	Mercedes-AMG GT4
20	<b>Balfe Motorsport</b> <i>G. JOHNSON</i>	28	5	13.46 miles	McLaren 570S GT4

Weather / Track : Bright / Dry

These results are provisional until the conclusion of any judicial and technical matters.

Oulton Park International  
Circuit Length = 2.6920 miles  
Start: 15:35 Flag 16:36 End: 16:38

Race Director : Peter Daly	Stewards :	Timekeeper :
----------------------------	------------	--------------

# British GT Championship - Race 2 - Round 2

## RACE 14 - STATISTICS

CLASS : GT3PA

10 Starters

### Fastest Lap History

NO	NAME	LAP TIME	TIME OF DAY	LAP	VEHICLE
72	<b>Barwell Motorsport</b> <i>P. KEEN</i>	<b>1:37.118</b>	15:36:50.188	1	Lamborghini Huracan GT3 EVO
72	<b>Barwell Motorsport</b> <i>P. KEEN</i>	<b>1:36.578</b>	15:50:01.515	7	Lamborghini Huracan GT3 EVO
72	<b>Barwell Motorsport</b> <i>P. KEEN</i>	<b>1:36.044</b>	15:51:37.559	8	Lamborghini Huracan GT3 EVO
72	<b>Barwell Motorsport</b> <i>P. KEEN</i>	<b>1:35.849</b>	15:53:13.407	9	Lamborghini Huracan GT3 EVO

### Leader History

NO	NAME	FROM LAP	LAPS LED	DISTANCE	VEHICLE
72	<b>Barwell Motorsport</b> <i>P. KEEN</i>	1	15	37.68 miles	Lamborghini Huracan GT3 EVO
8	<b>Team ABBA Racing</b> <i>A. CHRISTODOULOU</i>	16	9	24.22 miles	Mercedes-AMG GT3
69	<b>Barwell Motorsport</b> <i>S. DE HAAN</i>	25	8	21.53 miles	Lamborghini Huracan GT3 EVO

Weather / Track : Bright / Dry

These results are provisional until the conclusion of any judicial and technical matters.

Oulton Park International  
Circuit Length = 2.6920 miles  
Start: 15:35 Flag 16:36 End: 16:38

Race Director : Peter Daly	Stewards :	Timekeeper :
----------------------------	------------	--------------

# British GT Championship - Race 2 - Round 2

## RACE 14 - STATISTICS

CLASS : GTCPA

1 Starters

### Fastest Lap History

NO	NAME	LAP TIME	TIME OF DAY	LAP	VEHICLE
18	<b>WPI Motorsport</b> <i>A. WILCOX</i>	<b>1:45.966</b>	15:36:59.036	1	Porsche 911 GT3 Cup
18	<b>WPI Motorsport</b> <i>A. WILCOX</i>	<b>1:41.724</b>	15:38:40.761	2	Porsche 911 GT3 Cup
18	<b>WPI Motorsport</b> <i>A. WILCOX</i>	<b>1:41.130</b>	15:51:54.283	8	Porsche 911 GT3 Cup
18	<b>WPI Motorsport</b> <i>A. WILCOX</i>	<b>1:40.945</b>	15:53:35.229	9	Porsche 911 GT3 Cup
18	<b>WPI Motorsport</b> <i>A. WILCOX</i>	<b>1:40.697</b>	15:55:15.925	10	Porsche 911 GT3 Cup
18	<b>WPI Motorsport</b> <i>A. WILCOX</i>	<b>1:40.681</b>	15:56:56.606	11	Porsche 911 GT3 Cup
18	<b>WPI Motorsport</b> <i>A. WILCOX</i>	<b>1:40.572</b>	15:58:37.179	12	Porsche 911 GT3 Cup
18	<b>WPI Motorsport</b> <i>A. WILCOX</i>	<b>1:40.504</b>	16:00:17.682	13	Porsche 911 GT3 Cup

### Leader History

NO	NAME	FROM LAP	LAPS LED	DISTANCE	VEHICLE
18	<b>WPI Motorsport</b> <i>A. WILCOX</i>	1	32	83.45 miles	Porsche 911 GT3 Cup

Weather / Track : Bright / Dry

These results are provisional until the conclusion of any judicial and technical matters.

Oulton Park International  
Circuit Length = 2.6920 miles  
Start: 15:35 Flag 16:36 End: 16:38

Race Director : Peter Daly	Stewards :	Timekeeper :
----------------------------	------------	--------------