



British GT Championship

Round 9

Donington Park GP Circuit

22nd / 23rd September 2018



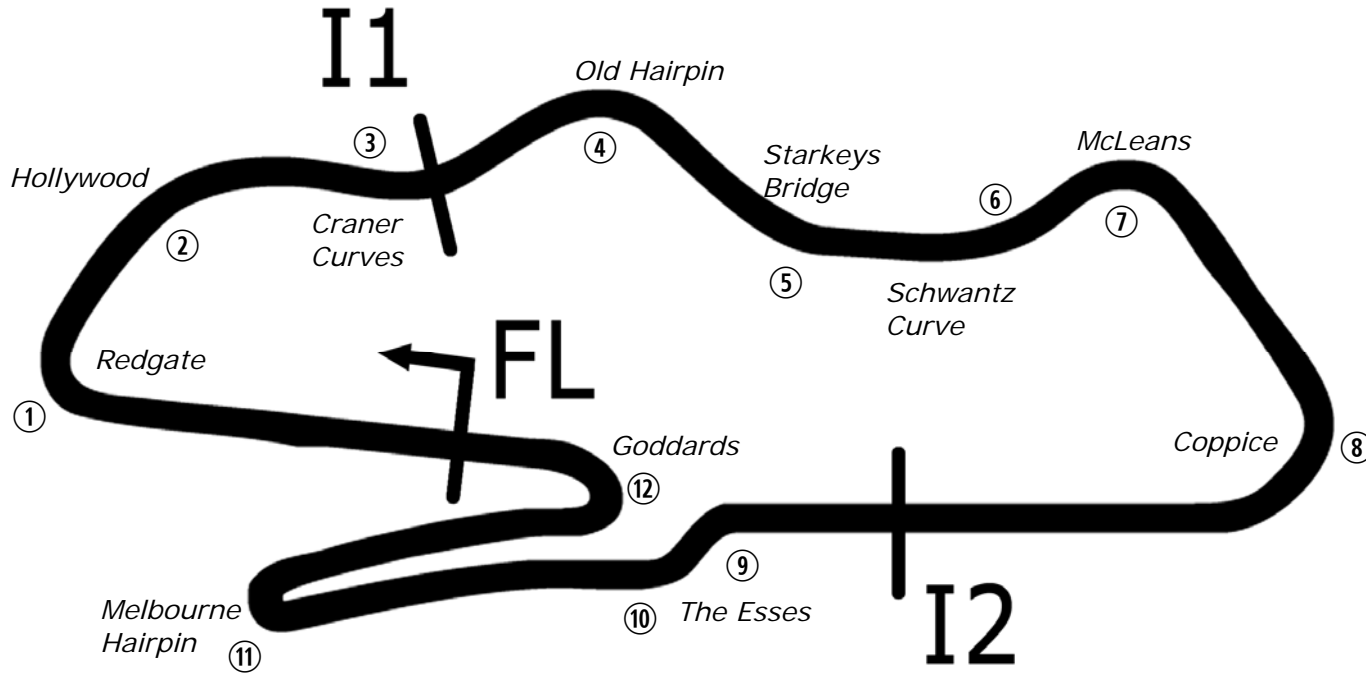
Results Provided by Timing Solutions Ltd
www.tsl-timing.com

Donington Park GP

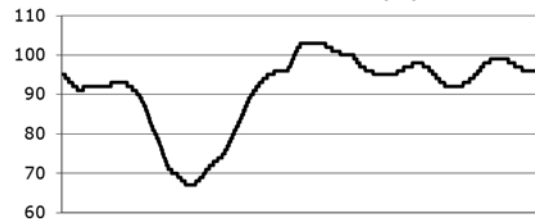


SPORTS TIMING

TIMING SOLUTIONS LTD



Circuit Altitude (m)



Length	2.4873 miles	4003.0 m		
FL		52.82971 N	1.37867 W	
I1	941m	52.83226 N	1.37893 W	
I2	2641m	52.82866 N	1.37129 W	
Pit Entry	3966m	52.82951 N	1.37832 W	
Pit Exit	229m after FL	52.83002 N	1.38218 W	
Pit Entry-Pit Exit 256m, 18.4s @50kph, 15.3s @60kph				

All results available at www.tsl-timing.com

British GT Championship

FREE PRACTICE 1 - CLASSIFICATION

POS	NO	CL	PIC	TEAM / DRIVERS	CAR	TIME	ON	LAPS	GAP	DIFF	MPH
1	17	GT3PA	1	TF Sport Derek JOHNSTON / Marco SORENSEN	Aston Martin V12 Vantage GT3	1:27.774	27	29			102.01
2	75	GT3PA	2	Optimum Motorsport Flick HAIGH / Jonny ADAM	Aston Martin V12 Vantage GT3	1:27.858	30	31	0.084	0.084	101.91
3	11	GT3PA	3	TF Sport Mark FARMER / Nicki THIM	Aston Martin V12 Vantage GT3	1:27.997	27	27	0.223	0.139	101.75
4	33	GT3PA	4	Barwell Motorsport Jon MINSHAW / Phil KEEN	Lamborghini Huracan GT3	1:28.004	22	32	0.230	0.007	101.75
5	116	GT3PA	5	ERC Sport Lee MOWLE / Yelmer BUURMAN	Mercedes-AMG GT3	1:28.030	28	33	0.256	0.026	101.72
6	99	GT3PA	6	Beechdean AMR Andrew HOWARD / Darren TURNER	Aston Martin V12 Vantage GT3	1:28.266	20	32	0.492	0.236	101.44
7	69	GT3PA	7	Barwell Motorsport Sam DE HAAN / Jonny COCKER	Lamborghini Huracan GT3	1:28.524	5	29	0.750	0.258	101.15
8	7	GT3PA	8	Team Parker Racing Ltd Ian LOGGIE / Callum MACLEOD	Bentley Continental GT3	1:28.987	1	28	1.213	0.463	100.62
9	1	GT3PA	9	Team Parker Racing Ltd Rick PARFITT JNR / Ryan RATCLIFFE	Bentley Continental GT3	1:29.076	4	31	1.302	0.089	100.52
10	24	GT3PA	10	RJN Motorsport Chris BUNCOMBE / Struan MOORE	Nissan GT-R NISMO GT3	1:29.134	21	29	1.360	0.058	100.46
11	47	GT3PA	11	Jetstream Motorsport Graham DAVIDSON / Maxime MARTIN	Aston Martin V12 Vantage GT3	1:29.216	15	30	1.442	0.082	100.36
12	70	GTCPA	1	JMH Auto John SEALE / Marcus CLUTTON	Ferrari 488 Challenge	1:30.238	9	25	2.464	1.022	99.23
13	101	GT3PA	12	Balfe Motorsport Graham JOHNSON / Mike ROBINSON	McLaren 650S GT3	1:30.374	5	19	2.600	0.136	99.08
14	66	GT4PA	1	Team Parker Racing Ltd Nick JONES / Scott MALVERN	Mercedes-AMG GT4	1:35.908	7	23	8.134	5.534	93.36
15	10	GT4S	1	Equipe Verschuur Finlay HUTCHISON / Daniel MCKAY	McLaren 570S GT4	1:36.017	23	26	8.243	0.109	93.25
16	43	GT4S	2	Century Motorsport Dean MACDONALD / Jack MITCHELL	BMW M4 GT4	1:36.137	12	25	8.363	0.120	93.14
17	4	GT4S	3	Tolman Motorsport Ltd Michael O'BRIEN / Charlie FAGG	McLaren 570S GT4	1:36.309	27	27	8.535	0.172	92.97
18	42	GT4S	4	Century Motorsport Ben TUCK / Ben GREEN	BMW M4 GT4	1:36.368	8	24	8.594	0.059	92.91
19	86 *	GT4PA	2	Steller Motorsport Richard WILLIAMS / Sennan FIELDING	Toyota GT86	1:36.402	20	24	8.628	0.034	92.88
20	53	GT4PA	3	UltraTek Racing Team RJN Kelvin FLETCHER / Martin PLOWMAN	Nissan 370Z GT4	1:36.617	27	28	8.843	0.215	92.67
21	5	GT4S	5	Tolman Motorsport Ltd Lewis PROCTOR / Jordan ALBERT	McLaren 570S GT4	1:36.750	19	31	8.976	0.133	92.55
22	44	GT4PA	4	Invictus Games Racing Paul VICE / Matthew GEORGE	Jaguar F-TYPE SVR GT4	1:36.920	7	21	9.146	0.170	92.39
23	25	GT4PA	5	Ciceley Motorsport David FAIRBROTHER / Adam MORGAN	Mercedes-AMG GT4	1:37.041	28	29	9.267	0.121	92.27
24	55	GT4S	6	HHC Motorsport Callum POINTON / Patrik MATTHIESEN	Ginetta G55 GT4	1:37.251	7	7	9.477	0.210	92.07
25	56	GT4PA	6	Tolman Motorsport Ltd David PATTISON / Joe OSBORNE	McLaren 570S GT4	1:37.264	2	30	9.490	0.013	92.06
26	72	GT4PA	7	Balfe Motorsport Adam BALON / Ben BARNICOAT	McLaren 570S GT4	1:37.265	6	30	9.491	0.001	92.06
27	54	GT4PA	8	UltraTek Racing Team RJN JM LITTMAN / Stephen JOHANSEN	Nissan 370Z GT4	1:37.435	26	29	9.661	0.170	91.90
28	62	GT4S	7	Academy Motorsport Will MOORE / Matt NICOLL-JONES	Aston Martin V8 Vantage GT4	1:37.459	11	13	9.685	0.024	91.87
29	61	GT4S	8	Academy Motorsport Tom WOOD / Jan JONCK	Aston Martin V8 Vantage GT4	1:37.463	21	23	9.689	0.004	91.87
30	89	GT4PA	9	ProTechnika Anna WALEWSKA / Tom CANNING	Mercedes-AMG GT4	1:37.744	29	29	9.970	0.281	91.61
31	22	GT4PA	10	Invictus Games Racing Steve MCCULLY / Jason WOLFE	Jaguar F-TYPE SVR GT4	1:37.805	6	22	10.031	0.061	91.55
32	88	GT4S	9	Team HARD. With Trade Price Cars Graham ROBERTS / Benjamin WALLACE	Ginetta G55 GT4	1:40.356	25	27	12.582	2.551	89.22

Car 86 – Please fit a working transponder MSA Q12.2.1

Donington Park GP
Circuit Length = 2.4873 miles
Start: 09:43 Flag 10:43 End: 10:46

Weather / Track : Overcast / Dry

These results are provisional until the conclusion of any judicial and technical matters.

Race Director :	Stewards :	Timekeeper :
-----------------	------------	--------------

Results can be found at www.tsl-timing.com

Printed - 10:47 Saturday, 22 September 2018



British GT Championship

FREE PRACTICE 1 - CLASSIFICATION BY CLASS

CLASS : GT3 - GT3PA

POS	NO	NAME	NAT	ENTRY	TIME	ON	LAPS	GAP	DIFF	MPH
1	17	TF Sport		Aston Martin V12 Vantage GT3	1:27.774	27	29			102.01
2	75	Optimum Motorsport		Aston Martin V12 Vantage GT3	1:27.858	30	31	0.084	0.084	101.91
3	11	TF Sport		Aston Martin V12 Vantage GT3	1:27.997	27	27	0.223	0.139	101.75
4	33	Barwell Motorsport		Lamborghini Huracan GT3	1:28.004	22	32	0.230	0.007	101.75
5	116	ERC Sport		Mercedes-AMG GT3	1:28.030	28	33	0.256	0.026	101.72
6	99	Beechdean AMR		Aston Martin V12 Vantage GT3	1:28.266	20	32	0.492	0.236	101.44
7	69	Barwell Motorsport		Lamborghini Huracan GT3	1:28.524	5	29	0.750	0.258	101.15
8	7	Team Parker Racing Ltd		Bentley Continental GT3	1:28.987	1	28	1.213	0.463	100.62
9	1	Team Parker Racing Ltd		Bentley Continental GT3	1:29.076	4	31	1.302	0.089	100.52
10	24	RJN Motorsport		Nissan GT-R NISMO GT3	1:29.134	21	29	1.360	0.058	100.46
11	47	Jetstream Motorsport		Aston Martin V12 Vantage GT3	1:29.216	15	30	1.442	0.082	100.36
12	101	Balfe Motorsport		McLaren 650S GT3	1:30.374	5	19	2.600	1.158	99.08

CLASS : GT4

POS	NO	NAME	NAT	ENTRY	TIME	ON	LAPS	GAP	DIFF	MPH
1	66	Team Parker Racing Ltd		Mercedes-AMG GT4	1:35.908	7	23			93.36
2	10	Equipe Verschuur		McLaren 570S GT4	1:36.017	23	26	0.109	0.109	93.25
3	43	Century Motorsport		BMW M4 GT4	1:36.137	12	25	0.229	0.120	93.14
4	4	Tolman Motorsport Ltd		McLaren 570S GT4	1:36.309	27	27	0.401	0.172	92.97
5	42	Century Motorsport		BMW M4 GT4	1:36.368	8	24	0.460	0.059	92.91
6	86 *	Steller Motorsport		Toyota GT86	1:36.402	20	24	0.494	0.034	92.88
7	53	UltraTek Racing Team RJN		Nissan 370Z GT4	1:36.617	27	28	0.709	0.215	92.67
8	5	Tolman Motorsport Ltd		McLaren 570S GT4	1:36.750	19	31	0.842	0.133	92.55
9	44	Invictus Games Racing		Jaguar F-TYPE SVR GT4	1:36.920	7	21	1.012	0.170	92.39
10	25	Ciceley Motorsport		Mercedes-AMG GT4	1:37.041	28	29	1.133	0.121	92.27
11	55	HHC Motorsport		Ginetta G55 GT4	1:37.251	7	7	1.343	0.210	92.07
12	56	Tolman Motorsport Ltd		McLaren 570S GT4	1:37.264	2	30	1.356	0.013	92.06
13	72	Balfe Motorsport		McLaren 570S GT4	1:37.265	6	30	1.357	0.001	92.06
14	54	UltraTek Racing Team RJN		Nissan 370Z GT4	1:37.435	26	29	1.527	0.170	91.90
15	62	Academy Motorsport		Aston Martin V8 Vantage GT4	1:37.459	11	13	1.551	0.024	91.87
16	61	Academy Motorsport		Aston Martin V8 Vantage GT4	1:37.463	21	23	1.555	0.004	91.87
17	89	ProTechnika		Mercedes-AMG GT4	1:37.744	29	29	1.836	0.281	91.61
18	22	Invictus Games Racing		Jaguar F-TYPE SVR GT4	1:37.805	6	22	1.897	0.061	91.55
19	88	Team HARD. With Trade Price Cars		Ginetta G55 GT4	1:40.356	25	27	4.448	2.551	89.22

CLASS : GT4 - GT4PA

POS	NO	NAME	NAT	ENTRY	TIME	ON	LAPS	GAP	DIFF	MPH
1	66	Team Parker Racing Ltd		Mercedes-AMG GT4	1:35.908	7	23			93.36
2	86 *	Steller Motorsport		Toyota GT86	1:36.402	20	24	0.494	0.494	92.88
3	53	UltraTek Racing Team RJN		Nissan 370Z GT4	1:36.617	27	28	0.709	0.215	92.67
4	44	Invictus Games Racing		Jaguar F-TYPE SVR GT4	1:36.920	7	21	1.012	0.303	92.39
5	25	Ciceley Motorsport		Mercedes-AMG GT4	1:37.041	28	29	1.133	0.121	92.27
6	56	Tolman Motorsport Ltd		McLaren 570S GT4	1:37.264	2	30	1.356	0.223	92.06
7	72	Balfe Motorsport		McLaren 570S GT4	1:37.265	6	30	1.357	0.001	92.06

Donington Park GP

Circuit Length = 2.4873 miles

Start: 09:43 Flag 10:43 End: 10:46

Weather / Track : Overcast / Dry

These results are provisional until the conclusion of any judicial and technical matters.

Race Director :	Stewards :	Timekeeper :
-----------------	------------	--------------

British GT Championship

FREE PRACTICE 1 - CLASSIFICATION BY CLASS

8	54	UltraTek Racing Team RJN	Nissan 370Z GT4	1:37.435	26	29	1.527	0.170	91.90
9	89	ProTechnika	Mercedes-AMG GT4	1:37.744	29	29	1.836	0.309	91.61
10	22	Invictus Games Racing	Jaguar F-TYPE SVR GT4	1:37.805	6	22	1.897	0.061	91.55

CLASS : GT4 - GT4S

POS	NO	NAME	NAT	ENTRY	TIME	ON	LAPS	GAP	DIFF	MPH
1	10	Equipe Verschuur		McLaren 570S GT4	1:36.017	23	26			93.25
2	43	Century Motorsport		BMW M4 GT4	1:36.137	12	25	0.120	0.120	93.14
3	4	Tolman Motorsport Ltd		McLaren 570S GT4	1:36.309	27	27	0.292	0.172	92.97
4	42	Century Motorsport		BMW M4 GT4	1:36.368	8	24	0.351	0.059	92.91
5	5	Tolman Motorsport Ltd		McLaren 570S GT4	1:36.750	19	31	0.733	0.382	92.55
6	55	HHC Motorsport		Ginetta G55 GT4	1:37.251	7	7	1.234	0.501	92.07
7	62	Academy Motorsport		Aston Martin V8 Vantage GT4	1:37.459	11	13	1.442	0.208	91.87
8	61	Academy Motorsport		Aston Martin V8 Vantage GT4	1:37.463	21	23	1.446	0.004	91.87
9	88	Team HARD. With Trade Price Cars		Ginetta G55 GT4	1:40.356	25	27	4.339	2.893	89.22

CLASS : GTC - GTCPA

POS	NO	NAME	NAT	ENTRY	TIME	ON	LAPS	GAP	DIFF	MPH
1	70	JMH Auto		Ferrari 488 Challenge	1:30.238	9	25			99.23

Car 86 – Please fit a working transponder MSA Q12.2.1

Weather / Track : Overcast / Dry

These results are provisional until the conclusion of any judicial and technical matters.

Donington Park GP

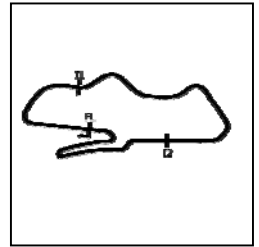
Circuit Length = 2.4873 miles

Start: 09:43 Flag 10:43 End: 10:46

Race Director :	Stewards :	Timekeeper :
-----------------	------------	--------------

British GT Championship

FREE PRACTICE 1 - SECTOR ANALYSIS



SECTOR 1 = FL to I1, SECTOR 2 = I1 to I2, SECTOR 3 = I2 to FL, DIFF = Difference To Personal Best Lap, P = Crossed Finish Line in Pit Lane, D = Time Disallowed

P1 17 GT3PA TF Sport			Aston Martin V12 Vantage GT3								
IDEAL LAP TIME : 1:27.539			BEST LAP TIME : 1:27.774			DIFFERENCE : 0.235					
D1: Derek JOHNSTON			D2: Marco SORENSEN								
LAP	SECTOR 1		SECTOR 2		SECTOR 3		LAP TIME	MPH	DIFF	TIME OF DAY	
1 - D2	19.343	145.8	35.279	142.1	34.568	100.9	1:29.190	100.39	1.416	09:46:20.502	
2 - D2	19.882	135.5	35.236	143.0	34.762	101.9	1:29.880	99.62	2.106	09:47:50.382	
3 - D2	20.306	117.9	35.444	142.1	34.783	101.9	1:30.533	98.90	2.759	09:49:20.915	
4 - D2	19.269	129.8	36.755	142.7	IN PIT		1:33.178	P 96.10	5.404	09:50:54.093	
5 - D2	OUTLAP	128.8	36.748	140.9	35.639	102.4	4:04.869	36.56	2:37.095	09:54:58.962	
6 - D2	19.349	144.9	34.913	141.2	34.390	101.6	1:28.652	101.00	0.878	09:56:27.614	
7 - D2	19.293	144.6	34.926	142.1	34.616	100.7	1:28.835	100.79	1.061	09:57:56.449	
8 - D2	19.419	137.2	34.714	143.0	34.323	102.1	1:28.456	(3) 101.23	0.682	09:59:24.905	
9 - D2	19.318	143.3	34.834	142.7	IN PIT		1:30.458	P 98.99	2.684	10:00:55.363	
10 - D1	OUTLAP	130.3	37.646	137.5	36.060	101.5	3:02.677	49.01	1:34.903	10:03:58.040	
11 - D1	19.558	141.8	35.827	141.5	35.902	101.0	1:31.287	98.09	3.513	10:05:29.327	
12 - D1	19.872	143.0	35.845	141.5	35.606	100.9	1:31.323	98.05	3.549	10:07:00.650	
13 - D1	19.603	138.3	35.703	141.5	35.545	100.3	1:30.851	98.56	3.077	10:08:31.501	
14 - D1	19.510	142.4	36.062	141.8	35.433	101.3	1:31.005	98.39	3.231	10:10:02.506	
15 - D1	19.920	128.5	36.594	141.2	35.428	101.5	1:31.942	97.39	4.168	10:11:34.448	
16 - D1	19.521	141.5	35.563	142.1	35.315	102.4	1:30.399	99.05	2.625	10:13:04.847	
17 - D1	19.927	137.5	35.858	141.5	IN PIT		1:32.847	P 96.44	5.073	10:14:37.694	
18 - D1	OUTLAP	137.2	35.626	141.5	35.255	102.2	4:15.965	34.98	2:48.191	10:18:53.659	
19 - D1	19.405	142.7	35.281	141.8	35.351	102.6	1:30.037	99.45	2.263	10:20:23.696	
20 - D1	19.563	143.7	35.314	142.4	35.054	102.1	1:29.931	99.57	2.157	10:21:53.627	
21 - D1	19.481	143.3	36.929	141.8	35.863	101.9	1:32.273	97.04	4.499	10:23:25.900	
22 - D1	19.426	143.7	35.407	140.6	35.025	102.1	1:29.858	99.65	2.084	10:24:55.758	
23 - D1	19.621	140.3	36.270	141.5	35.225	101.8	1:31.116	98.27	3.342	10:26:26.874	
24 - D1	19.423	142.4	35.249	142.4	35.092	100.9	1:29.764	99.75	1.990	10:27:56.638	
25 - D1	19.471	137.7	35.700	142.4	IN PIT		1:31.886	P 97.45	4.112	10:29:28.524	
26 - D2	OUTLAP	106.0	39.258	138.9	37.827	104.0	3:32.421	42.15	2:04.647	10:33:00.945	
27 - D2	18.993	147.4	34.329	143.3	34.452	100.0	1:27.774 (1)	102.01		10:34:28.719	
28 - D2	19.377	146.8	34.827	142.7	34.247	102.6	1:28.451	(2) 101.23	0.677	10:35:57.170	
29 - D2	19.352	146.5	34.299	143.0	IN PIT		1:30.693	P 98.73	2.919	10:37:27.863	

P2 75 GT3PA Optimum Motorsport			Aston Martin V12 Vantage GT3								
IDEAL LAP TIME : 1:27.811			BEST LAP TIME : 1:27.858			DIFFERENCE : 0.047					
D1: Flick HAIGH			D2: Jonny ADAM								
LAP	SECTOR 1		SECTOR 2		SECTOR 3		LAP TIME	MPH	DIFF	TIME OF DAY	
1 - D2	19.490	138.6	36.285	141.5	36.679	101.0	1:32.454	96.85	4.596	09:46:39.377	
2 - D2	19.223	140.1	34.769	143.0	34.241	101.5	1:28.233	(3) 101.48	0.375	09:48:07.610	
3 - D2	19.269	142.1	35.028	142.7	36.242	103.2	1:30.539	98.90	2.681	09:49:38.149	
4 - D2	19.127	140.6	34.730	143.3	35.031	102.1	1:28.888	100.73	1.030	09:51:07.037	
5 - D2	20.316	127.3	35.902	142.7	IN PIT		1:34.522	P 94.73	6.664	09:52:41.559	
6 - D1	OUTLAP	118.9	37.510	143.0	35.678	101.8	4:18.158	34.68	2:50.300	09:56:59.717	
7 - D1	19.812	134.7	35.985	143.0	35.352	102.6	1:31.149	98.23	3.291	09:58:30.866	
8 - D1	19.545	135.0	36.460	143.0	35.169	101.6	1:31.174	98.21	3.316	10:00:02.040	
9 - D1	19.931	123.5	36.037	143.7	36.020	101.8	1:31.988	97.34	4.130	10:01:34.028	
10 - D1	19.584	135.8	35.762	142.7	38.379	102.9	1:33.725	95.53	5.867	10:03:07.753	
11 - D1	19.267	139.2	35.109	142.7	34.832	101.2	1:29.208	100.37	1.350	10:04:36.961	
12 - D1	19.373	140.6	35.242	142.7	35.339	102.2	1:29.954	99.54	2.096	10:06:06.915	
13 - D1	19.705	126.6	35.969	143.7	36.216	101.8	1:31.890	97.44	4.032	10:07:38.805	
14 - D1	19.442	140.1	35.299	143.0	35.428	101.6	1:30.169	99.30	2.311	10:09:08.974	
15 - D1	19.528	140.9	35.290	143.3	36.103	102.1	1:30.921	98.48	3.063	10:10:39.895	
16 - D1	19.930	125.9	37.222	142.1	35.328	101.9	1:32.480	96.82	4.622	10:12:12.375	
17 - D1	19.554	138.0	35.128	143.0	34.851	101.8	1:29.533	100.01	1.675	10:13:41.908	
18 - D1	19.527	138.6	35.557	143.7	36.899	101.9	1:31.983	97.34	4.125	10:15:13.891	
19 - D1	19.514	134.7	36.861	140.6	IN PIT		1:35.433	P 93.82	7.575	10:16:49.324	
20 - D1	OUTLAP	119.6	36.065	142.4	35.476	102.4	6:18.638	23.64	4:50.780	10:23:07.962	
21 - D1	19.737	139.2	35.189	142.7	34.799	101.8	1:29.725	99.79	1.867	10:24:37.687	
22 - D1	19.304	140.3	35.627	142.1	35.207	101.9	1:30.138	99.34	2.280	10:26:07.825	
23 - D1	19.475	140.9	35.861	143.3	35.591	101.6	1:30.927	98.47	3.069	10:27:38.752	
24 - D1	19.555	141.5	35.767	143.7	IN PIT		1:33.631	P 95.63	5.773	10:29:12.383	
25 - D1	OUTLAP	117.7	41.963	90.8	39.143	103.2	3:32.816	42.07	2:04.958	10:32:45.199	

Weather / Track : Overcast / Dry

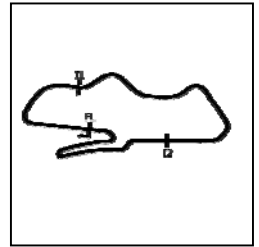
Donington Park GP

Circuit Length = 2.4873 miles

Start: 09:43 Flag 10:43 End: 10:46

British GT Championship

FREE PRACTICE 1 - SECTOR ANALYSIS



SECTOR 1 = FL to I1, SECTOR 2 = I1 to I2, SECTOR 3 = I2 to FL, DIFF = Difference To Personal Best Lap, P = Crossed Finish Line in Pit Lane, D = Time Disallowed

26 - D1	19.314	142.1	35.558	142.7	36.352	103.2	1:31.224	98.15	3.366	10:34:16.423
27 - D1	20.504	130.3	38.496	142.4	IN PIT		1:37.803	P 91.55	9.945	10:35:54.226
28 - D2	OUTLAP	130.5	35.650	126.6	46.448	103.2	3:10.508	47.00	1:42.650	10:39:04.734
29 - D2	19.248	143.7	34.678	142.1	34.273	101.5	1:28.199	(2) 101.52	0.341	10:40:32.933
30 - D2	19.174	144.9	34.627	143.0	34.057	101.3	1:27.858	(1) 101.91		10:42:00.791
31 - D2	19.193	144.9	34.778	143.0	36.005	103.0	1:29.976	99.52	2.118	10:43:30.767

P3 11 GT3PA TF Sport

Aston Martin V12 Vantage GT3

IDEAL LAP TIME : 1:27.814

BEST LAP TIME : 1:27.997

DIFFERENCE : 0.183

D1: Mark FARMER

D2: Nicki THIM

LAP	SECTOR 1	SECTOR 2	SECTOR 3	LAP TIME	MPH	DIFF	TIME OF DAY			
1 - D2	19.206	145.5	34.887	142.4	34.125	102.4	1:28.218	101.50	0.221	09:46:25.684
2 - D2	19.182	144.0	34.942	144.0	35.111	101.0	1:29.235	100.34	1.238	09:47:54.919
3 - D2	19.264	138.9	35.060	143.3	34.294	101.9	1:28.618	101.04	0.621	09:49:23.537
4 - D2	19.181	138.9	35.979	143.0	IN PIT		1:31.642	P 97.71	3.645	09:50:55.179
5 - D1	OUTLAP	132.6	37.518	140.9	36.062	101.5	8:50.983	16.86	7:22.986	09:59:46.162
6 - D1	19.683	145.8	35.414	142.1	34.757	101.8	1:29.854	99.65	1.857	10:01:16.016
7 - D1	19.531	142.7	35.764	141.2	IN PIT		1:33.812	P 95.45	5.815	10:02:49.828
8 - D1	OUTLAP	121.7	37.368	140.1	35.837	101.5	5:27.973	27.30	3:59.976	10:08:17.801
9 - D1	19.554	143.3	35.816	143.3	36.000	101.5	1:31.370	98.00	3.373	10:09:49.171
10 - D1	19.740	140.6	35.280	142.4	35.619	101.3	1:30.639	98.79	2.642	10:11:19.810
11 - D1	19.601	145.5	36.278	140.6	34.854	101.0	1:30.733	98.69	2.736	10:12:50.543
12 - D1	19.472	144.6	38.603	141.8	35.026	102.1	1:33.101	96.18	5.104	10:14:23.644
13 - D1	19.601	145.5	36.098	142.1	34.954	102.1	1:30.653	98.77	2.656	10:15:54.297
14 - D1	19.692	141.5	35.731	142.7	35.059	101.0	1:30.482	98.96	2.485	10:17:24.779
15 - D1	19.412	144.0	35.830	142.4	34.842	101.9	1:30.084	99.40	2.087	10:18:54.863
16 - D1	19.538	146.2	36.128	141.8	35.253	101.8	1:30.919	98.48	2.922	10:20:25.782
17 - D1	19.478	146.8	36.187	142.4	IN PIT		1:33.905	P 95.35	5.908	10:21:59.687
18 - D1	OUTLAP	112.4	38.175	141.5	35.481	100.6	6:08.772	24.28	4:40.775	10:28:08.459
19 - D1	19.644	147.8	38.365	141.5	35.439	101.8	1:33.448	95.82	5.451	10:29:41.907
20 - D1	19.507	140.1	35.775	142.4	IN PIT		1:32.264	P 97.05	4.267	10:31:14.171
21 - D2	OUTLAP	128.5	35.337	143.0	34.439	100.6	3:07.962	47.63	1:39.965	10:34:22.133
22 - D2	19.487	145.2	35.270	142.7	34.363	100.9	1:29.120	100.47	1.123	10:35:51.253
23 - D2	19.352	146.5	34.676	142.7	34.257	101.6	1:28.285	101.42	0.288	10:37:19.538
24 - D2	19.221	145.8	34.780	142.7	34.226	101.3	1:28.227	101.49	0.230	10:38:47.765
25 - D2	19.169	147.4	34.520	144.0	34.475	101.0	1:28.164	(3) 101.56	0.167	10:40:15.929
26 - D2	19.204	146.5	34.646	143.0	34.187	101.3	1:28.037	(2) 101.71	0.040	10:41:43.966
27 - D2	19.248	146.5	34.541	144.3	34.208	100.7	1:27.997	(1) 101.75		10:43:11.963

P4 33 GT3PA Barwell Motorsport

Lamborghini Huracan GT3

IDEAL LAP TIME : 1:27.940

BEST LAP TIME : 1:28.004

DIFFERENCE : 0.064

D1: Jon MINSHAW

D2: Phil KEEN

LAP	SECTOR 1	SECTOR 2	SECTOR 3	LAP TIME	MPH	DIFF	TIME OF DAY			
1 - D2	19.496	144.3	34.726	140.9	34.338	100.9	1:28.560	101.11	0.556	09:46:27.603
2 - D2	19.315	145.2	35.075	141.5	36.550	101.5	1:30.940	98.46	2.936	09:47:58.543
3 - D2	19.255	143.3	34.909	142.4	34.659	100.4	1:28.823	100.81	0.819	09:49:27.366
4 - D2	19.293	144.9	35.478	141.8	IN PIT		1:34.118	P 95.14	6.114	09:51:01.484
5 - D1	OUTLAP	104.3	39.579	138.6	36.906	97.9	5:07.460	29.12	3:39.456	09:56:08.944
6 - D1	19.865	130.3	36.097	141.2	35.485	100.1	1:31.447	97.91	3.443	09:57:40.391
7 - D1	19.584	137.5	35.276	141.2	34.672	100.4	1:29.532	100.01	1.528	09:59:09.923
8 - D1	19.388	140.6	35.174	141.2	35.837	98.8	1:30.399	99.05	2.395	10:00:40.322
9 - D1	19.815	141.2	36.722	140.3	35.163	98.5	1:31.700	97.64	3.696	10:02:12.022
10 - D1	19.831	139.2	35.792	141.2	34.799	98.6	1:30.422	99.02	2.418	10:03:42.444
11 - D1	19.569	139.2	35.493	140.9	35.104	99.4	1:30.166	99.31	2.162	10:05:12.610
12 - D1	19.886	139.2	35.559	140.9	41.315	99.4	1:36.760	92.54	8.756	10:06:49.370
13 - D1	19.685	140.6	36.078	140.1	34.915	100.0	1:30.678	98.75	2.674	10:08:20.048
14 - D1	19.492	142.4	35.401	140.9	IN PIT		1:32.544	P 96.75	4.540	10:09:52.592
15 - D2	OUTLAP	111.2	35.922	140.6	34.577	100.3	2:51.638	52.17	1:23.634	10:12:44.230
16 - D2	19.421	144.9	34.822	141.2	34.480	100.1	1:28.723	100.92	0.719	10:14:12.953
17 - D2	19.239	144.3	34.631	140.9	34.437	100.0	1:28.307	101.40	0.303	10:15:41.260
18 - D2	19.258	144.3	34.703	141.5	34.272	99.8	1:28.233	(3) 101.48	0.229	10:17:09.493
19 - D2	19.169	145.8	34.652	141.8	34.220	100.1	1:28.041	(2) 101.70	0.037	10:18:37.534
20 - D2	19.355	145.2	34.926	140.6	IN PIT		1:30.644	P 98.78	2.640	10:20:08.178

Donington Park GP

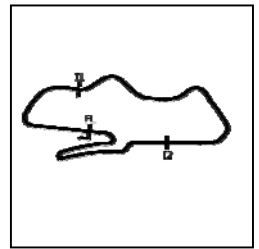
Circuit Length = 2.4873 miles

Start: 09:43 Flag 10:43 End: 10:46

Weather / Track : Overcast / Dry

British GT Championship

FREE PRACTICE 1 - SECTOR ANALYSIS



SECTOR 1 = FL to I1, SECTOR 2 = I1 to I2, SECTOR 3 = I2 to FL, DIFF = Difference To Personal Best Lap, P = Crossed Finish Line in Pit Lane, D = Time Disallowed

21 - D2	OUTLAP	144.9	34.595	142.1	34.407	100.4	2:44.564	54.41	1:16.560	10:22:52.742
22 - D2		19.233	34.589	142.1	34.182	100.6	1:28.004 (1)	101.75		10:24:20.746
23 - D2		19.208	34.605	142.4	34.691	100.1	1:28.504	101.17	0.500	10:25:49.250
24 - D2		19.468	35.203	141.2	IN PIT		1:29.869	P	99.63	1.865
25 - D1	OUTLAP	135.5	38.100	138.6	35.219	99.5	3:02.550	49.05	1:34.546	10:30:21.669
26 - D1		19.500	35.276	141.2	35.103	99.8	1:29.879	99.62	1.875	10:31:51.548
27 - D1		19.494	35.962	141.2	34.999	99.4	1:30.455	98.99	2.451	10:33:22.003
28 - D1		19.440	35.306	141.2	35.547	100.1	1:30.293	99.17	2.289	10:34:52.296
29 - D1		19.500	36.146	140.9	34.974	99.1	1:30.620	98.81	2.616	10:36:22.916
30 - D1		19.509	35.701	140.9	34.850	99.4	1:30.060	99.42	2.056	10:37:52.976
31 - D1		19.565	35.677	141.8	36.115	99.2	1:31.357	98.01	3.353	10:39:24.333
32 - D1		19.599	35.534	141.2	IN PIT		1:32.590	P	96.71	4.586

P5 116 GT3PA ERC Sport

Mercedes-AMG GT3

IDEAL LAP TIME : 1:27.940

BEST LAP TIME : 1:28.030

DIFFERENCE : 0.090

D1: Lee MOWLE

D2: Yelmer BUURMAN

LAP		SECTOR 1	SECTOR 2	SECTOR 3	LAP TIME	MPH	DIFF	TIME OF DAY			
1 - D2		19.292	142.4	34.631	140.1	34.186	100.3	1:28.109 (2)	101.62	0.079	09:46:15.841
2 - D2		19.295	141.5	34.982	140.6	38.957	101.6	1:33.234	96.04	5.204	09:47:49.075
3 - D2		20.502	139.2	35.462	140.1	34.319	99.2	1:30.283	99.18	2.253	09:49:19.358
4 - D2		19.295	136.6	42.051	139.2	35.093	100.7	1:36.439	92.85	8.409	09:50:55.797
5 - D2		19.455	120.2	36.058	139.5	IN PIT		1:32.555	P	96.74	4.525
6 - D1	OUTLAP	126.6	37.070	138.6	36.362	100.0	3:34.517	41.74	2:06.487	09:56:02.869	
7 - D1		20.076	137.5	36.145	138.9	35.452	99.4	1:31.673	97.67	3.643	09:57:34.542
8 - D1		19.813	140.1	35.938	140.1	35.311	99.1	1:31.062	98.33	3.032	09:59:05.604
9 - D1		19.653	141.2	35.795	140.3	36.217	99.4	1:31.665	97.68	3.635	10:00:37.269
10 - D1		20.438	114.1	37.327	140.1	35.753	100.6	1:33.518	95.75	5.488	10:02:10.787
11 - D1		19.663	135.8	36.132	139.2	35.121	99.8	1:30.916	98.49	2.886	10:03:41.703
12 - D1		19.646	138.6	35.775	138.6	35.188	99.2	1:30.609	98.82	2.579	10:05:12.312
13 - D1		19.662	138.0	35.646	139.2	35.606	99.5	1:30.914	98.49	2.884	10:06:43.226
14 - D1		20.286	130.5	36.754	138.9	IN PIT		1:35.185	P	94.07	7.155
15 - D1	OUTLAP	118.1	37.566	138.6	35.501	99.8	4:44.915	31.42	3:16.885	10:13:03.326	
16 - D1		19.671	135.5	36.185	138.9	35.324	99.7	1:31.180	98.20	3.150	10:14:34.506
17 - D1		19.676	135.5	35.816	139.2	35.235	100.7	1:30.727	98.69	2.697	10:16:05.233
18 - D1		19.726	123.5	35.963	139.5	35.184	100.4	1:30.873	98.53	2.843	10:17:36.106
19 - D1		19.930	127.8	36.471	139.5	36.372	99.7	1:32.773	96.52	4.743	10:19:08.879
20 - D1		19.818	129.5	35.967	139.5	36.036	100.9	1:31.821	97.52	3.791	10:20:40.700
21 - D1		20.545	102.9	38.141	138.9	IN PIT		1:35.648	P	93.61	7.618
22 - D2	OUTLAP	141.5	37.320	96.5	36.813	100.4	4:03.441	36.78	2:35.411	10:26:19.789	
23 - D2		19.225	143.0	35.012	139.8	34.628	100.0	1:28.865	100.76	0.835	10:27:48.654
24 - D2		19.275	144.0	34.781	140.3	34.369	100.1	1:28.425 (3)	101.26	0.395	10:29:17.079
25 - D2		19.794	144.0	34.781	140.9	34.405	100.0	1:28.980	100.63	0.950	10:30:46.059
26 - D2		19.351	144.0	35.815	140.3	34.397	100.6	1:29.563	99.97	1.533	10:32:15.622
27 - D2		19.252	143.3	35.058	140.1	34.242	101.2	1:28.552	101.12	0.522	10:33:44.174
28 - D2		19.172	144.3	34.582	140.3	34.276	100.6	1:28.030 (1)	101.72		10:35:12.204
29 - D2		19.238	144.3	35.033	138.3	IN PIT		1:29.348	P	100.21	1.318
30 - D1	OUTLAP	120.4	37.161	139.8	35.374	101.6	3:06.303	48.06	1:38.273	10:39:47.855	
31 - D1		20.074	119.4	36.608	138.9	35.227	100.9	1:31.909	97.42	3.879	10:41:19.764
32 - D1		20.608	126.8	36.019	139.5	35.441	100.0	1:32.068	97.25	4.038	10:42:51.832
33 - D1		19.905	128.3	36.731	138.9	IN PIT		1:34.841	P	94.41	6.811

P6 99 GT3PA Beechdean AMR

Aston Martin V12 Vantage GT3

IDEAL LAP TIME : 1:28.104

BEST LAP TIME : 1:28.266

DIFFERENCE : 0.162

D1: Andrew HOWARD

D2: Darren TURNER

LAP		SECTOR 1	SECTOR 2	SECTOR 3	LAP TIME	MPH	DIFF	TIME OF DAY			
1 - D2		19.649	132.3	35.538	142.1	34.819	101.3	1:30.006	99.48	1.740	09:46:23.882
2 - D2		19.588	133.1	35.839	142.7	36.128	102.1	1:31.555	97.80	3.289	09:47:55.437
3 - D2		19.385	142.7	35.290	143.0	34.520	100.1	1:29.195	100.39	0.929	09:49:24.632
4 - D2		19.604	133.9	35.611	143.0	34.697	101.3	1:29.912	99.59	1.646	09:50:54.544
5 - D2		20.065	121.3	35.879	142.4	IN PIT		1:32.347	P	96.96	4.081
6 - D1	OUTLAP	128.5	37.432	137.7	37.051	99.4	4:50.024	30.87	3:21.758	09:57:16.915	
7 - D1		19.900	130.0	36.496	140.9	35.306	100.3	1:31.702	97.64	3.436	09:58:48.617
8 - D1		19.465	136.9	35.542	140.6	35.048	100.4	1:30.055	99.43	1.789	10:00:18.672

Donington Park GP

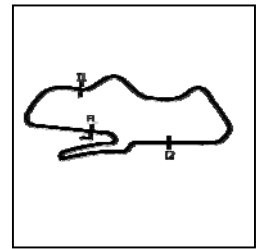
Circuit Length = 2.4873 miles

Start: 09:43 Flag 10:43 End: 10:46

Weather / Track : Overcast / Dry

British GT Championship

FREE PRACTICE 1 - SECTOR ANALYSIS



SECTOR 1 = FL to I1, SECTOR 2 = I1 to I2, SECTOR 3 = I2 to FL, DIFF = Difference To Personal Best Lap, P = Crossed Finish Line in Pit Lane, D = Time Disallowed

9 - D1	19.546	140.9	36.523	140.6	34.933	100.0	1:31.002	98.39	2.736	10:01:49.674
10 - D1	19.472	138.3	36.459	140.3	IN PIT		1:35.567	P 93.69	7.301	10:03:25.241
11 - D2	OUTLAP	136.1	35.914	141.5	35.732	100.9	5:53.277	25.34	4:25.011	10:09:18.518
12 - D2	19.400	145.5	34.935	143.0	34.816	101.6	1:29.151	100.44	0.885	10:10:47.669
13 - D2	19.238	146.5	34.972	142.7	34.433	101.3	1:28.643	(2) 101.01	0.377	10:12:16.312
14 - D2	19.611	145.2	34.908	143.0	34.411	100.7	1:28.930	100.69	0.664	10:13:45.242
15 - D2	20.837	144.3	36.098	140.9	39.690	102.2	1:36.625	92.67	8.359	10:15:21.867
16 - D2	19.218	147.1	34.972	143.7	IN PIT		1:32.234	P 97.08	3.968	10:16:54.101
17 - D2	OUTLAP	139.8	35.669	141.8	34.220	101.2	3:03.011	48.92	1:34.745	10:19:57.112
18 - D2	19.269	146.2	35.233	142.4	34.426	100.9	1:28.928	100.69	0.662	10:21:26.040
19 - D2	19.243	146.8	34.923	143.3	34.556	100.4	1:28.722	(3) 100.92	0.456	10:22:54.762
20 - D2	19.215	146.8	34.669	143.7	34.382	100.9	1:28.266	(1) 101.44		10:24:23.028
21 - D2	19.544	139.5	36.337	142.4	IN PIT		1:32.979	P 96.30	4.713	10:25:56.007
22 - D1	OUTLAP	130.8	36.562	139.2	35.545	99.8	3:18.932	45.01	1:50.666	10:29:14.939
23 - D1	19.594	138.3	35.625	141.8	34.964	100.4	1:30.183	99.29	1.917	10:30:45.122
24 - D1	19.552	138.3	37.093	141.8	35.330	101.5	1:31.975	97.35	3.709	10:32:17.097
25 - D1	19.528	141.8	35.941	140.9	34.931	100.7	1:30.400	99.05	2.134	10:33:47.497
26 - D1	19.593	142.7	35.862	141.8	34.857	101.3	1:30.312	99.15	2.046	10:35:17.809
27 - D1	19.822	143.3	35.630	141.8	34.940	99.8	1:30.392	99.06	2.126	10:36:48.201
28 - D1	20.298	93.2	36.760	142.7	35.499	100.3	1:32.557	96.74	4.291	10:38:20.758
29 - D1	19.510	138.3	36.030	141.5	35.312	98.5	1:30.852	98.56	2.586	10:39:51.610
30 - D1	19.914	136.6	36.230	142.7	35.311	101.5	1:31.455	97.91	3.189	10:41:23.065
31 - D1	19.701	121.7	36.758	141.8	35.476	100.7	1:31.935	97.39	3.669	10:42:55.000
32 - D1	19.353	144.9	35.866	142.4	IN PIT		1:35.694	P 93.57	7.428	10:44:30.694

P7 69 GT3PA Barwell Motorsport

Lamborghini Huracan GT3

IDEAL LAP TIME : 1:28.453 BEST LAP TIME : 1:28.524

DIFFERENCE : 0.071

D1: Sam DE HAAN D2: Jonny COCKER

LAP	SECTOR 1	SECTOR 2	SECTOR 3	LAP TIME	MPH	DIFF	TIME OF DAY			
1 - D2	19.587	136.3	35.354	140.6	34.569	100.0	1:29.510 (2) 100.03	0.986	09:46:11.016	
2 - D2	19.485	134.4	35.801	140.3	34.994	100.6	1:30.280	99.18	1.756	09:47:41.296
3 - D2	19.928	125.9	36.568	141.5	35.727	102.1	1:32.223	97.09	3.699	09:49:13.519
4 - D2	19.317	139.8	36.030	140.9	40.420	101.0	1:35.767	93.50	7.243	09:50:49.286
5 - D2	19.387	141.8	34.743	141.2	34.394	101.0	1:28.524	(1) 101.15		09:52:17.810
6 - D2	19.316	141.2	36.244	140.9	IN PIT		1:34.655	P 94.60	6.131	09:53:52.465
7 - D2	OUTLAP	131.0	35.750	141.2	IN PIT		4:01.708	P 37.04	2:33.184	09:57:54.173
8 - D1	OUTLAP	111.4	37.407	138.9	35.998	99.4	3:38.788	40.92	2:10.264	10:01:32.961
9 - D1	19.914	131.0	36.041	140.1	35.057	99.8	1:31.012	98.38	2.488	10:03:03.973
10 - D1	19.630	131.8	35.579	139.8	35.179	99.7	1:30.388	99.06	1.864	10:04:34.361
11 - D1	19.541	135.8	35.471	140.3	35.750	99.1	1:30.762	98.65	2.238	10:06:05.123
12 - D1	19.676	131.8	36.713	139.2	35.025	100.1	1:31.414	97.95	2.890	10:07:36.537
13 - D1	19.527	134.2	35.555	140.1	35.077	100.0	1:30.159	99.31	1.635	10:09:06.696
14 - D1	19.550	133.1	35.644	140.3	35.677	99.5	1:30.871	98.54	2.347	10:10:37.567
15 - D1	19.709	130.8	35.551	139.5	35.173	99.4	1:30.433	99.01	1.909	10:12:08.000
16 - D1	19.651	132.8	35.481	140.1	34.912	99.5	1:30.044	(3) 99.44	1.520	10:13:38.044
17 - D1	19.865	115.5	37.916	138.6	IN PIT		1:39.582	P 89.92	11.058	10:15:17.626
18 - D1	OUTLAP	120.2	36.267	139.5	35.023	99.5	9:22.165	15.92	7:53.641	10:24:39.791
19 - D1	19.593	133.1	35.862	137.7	35.420	98.9	1:30.875	98.53	2.351	10:26:10.666
20 - D1	19.638	133.9	35.839	139.5	35.279	98.9	1:30.756	98.66	2.232	10:27:41.422
21 - D1	19.657	127.5	37.473	139.2	35.243	99.8	1:32.373	96.93	3.849	10:29:13.795
22 - D1	19.589	133.4	35.741	140.1	35.331	99.2	1:30.661	98.76	2.137	10:30:44.456
23 - D1	19.605	134.7	36.155	138.9	35.217	99.7	1:30.977	98.42	2.453	10:32:15.433
24 - D1	20.020	131.0	36.060	140.3	35.147	100.9	1:31.227	98.15	2.703	10:33:46.660
25 - D1	19.555	137.5	35.817	140.1	35.260	99.7	1:30.632	98.80	2.108	10:35:17.292
26 - D1	19.561	136.1	35.428	140.1	35.219	99.4	1:30.208	99.26	1.684	10:36:47.500
27 - D1	20.818	94.6	36.349	139.2	35.391	99.4	1:32.558	96.74	4.034	10:38:20.058
28 - D1	19.820	129.8	35.751	140.1	35.085	99.7	1:30.656	98.77	2.132	10:39:50.714
29 - D1	19.668	133.9	35.946	140.3	IN PIT		1:33.113	P 96.16	4.589	10:41:23.827

P8 7 GT3PA Team Parker Racing Ltd

Bentley Continental GT3

IDEAL LAP TIME : 1:28.455 BEST LAP TIME : 1:28.987

DIFFERENCE : 0.532

D1: Ian LOGGIE D2: Callum MACLEOD

LAP	SECTOR 1	SECTOR 2	SECTOR 3	LAP TIME	MPH	DIFF	TIME OF DAY
-----	----------	----------	----------	----------	-----	------	-------------

Donington Park GP

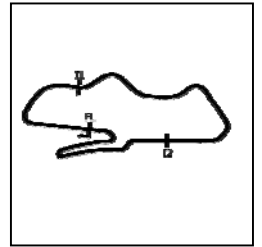
Circuit Length = 2.4873 miles

Start: 09:43 Flag 10:43 End: 10:46

Weather / Track : Overcast / Dry

British GT Championship

FREE PRACTICE 1 - SECTOR ANALYSIS



SECTOR 1 = FL to I1, SECTOR 2 = I1 to I2, SECTOR 3 = I2 to FL, DIFF = Difference To Personal Best Lap, P = Crossed Finish Line in Pit Lane, D = Time Disallowed

1 - D2	19.564	141.8	34.556	141.2	34.867	99.5	1:28.987 (1)	100.62			09:48:05.504
2 - D2	19.504	143.7	38.160	139.2	36.866	101.3	1:34.530	94.72	5.543		09:49:40.034
3 - D2	19.498	144.0	35.489	140.9	34.554	100.1	1:29.541 (2)	100.00	0.554		09:51:09.575
4 - D2	21.009	113.3	36.724	140.6	IN PIT		1:39.589	P	89.91	10.602	09:52:49.164
5 - D2	OUTLAP	92.9	35.924	140.9	40.582	102.1	4:37.928	32.21	3:08.941		09:57:27.092
6 - D2	19.352	144.9	34.599	141.8	IN PIT		1:33.827	P	95.43	4.840	09:59:00.919
7 - D2	OUTLAP	129.5	37.013	124.5	37.779	100.9	4:46.110	31.29	3:17.123		10:03:47.029
8 - D2	19.345	144.0	35.098	140.6	36.859	100.7	1:31.302	98.07	2.315		10:05:18.331
9 - D2	19.448	144.3	34.840	140.3	IN PIT		1:33.673	P	95.59	4.686	10:06:52.004
10 - D1	OUTLAP	120.2	37.813	136.6	37.401	98.3	6:05.114	24.52	4:36.127		10:12:57.118
11 - D1	20.505	134.4	35.776	140.1	36.340	98.8	1:32.621	96.67	3.634		10:14:29.739
12 - D1	20.396	134.7	36.006	140.3	36.918	100.4	1:33.320	95.95	4.333		10:16:03.059
13 - D1	19.977	135.0	35.770	139.8	35.756	98.3	1:31.503	97.85	2.516		10:17:34.562
14 - D1	19.845	135.0	37.184	138.0	IN PIT		1:37.662	P	91.68	8.675	10:19:12.224
15 - D1	OUTLAP	128.8	38.631	137.7	38.339	96.2	4:20.472	34.37	2:51.485		10:23:32.696
16 - D1	20.160	126.3	37.895	140.1	36.019	98.6	1:34.074	95.18	5.087		10:25:06.770
17 - D1	20.074	138.9	36.009	139.8	35.796	98.6	1:31.879	97.45	2.892		10:26:38.649
18 - D1	20.178	115.3	36.964	140.6	37.003	98.5	1:34.145	95.11	5.158		10:28:12.794
19 - D1	19.874	137.2	36.686	138.9	35.629	98.8	1:32.189	97.13	3.202		10:29:44.983
20 - D1	19.985	134.7	35.591	140.1	35.494	99.4	1:31.070	98.32	2.083		10:31:16.053
21 - D1	19.851	139.5	35.339	140.6	36.091	98.5	1:31.281	98.09	2.294		10:32:47.334
22 - D1	19.851	139.2	35.539	141.5	35.302	99.8	1:30.692	98.73	1.705		10:34:18.026
23 - D1	20.129	124.7	36.495	140.9	36.320	96.4	1:32.944	96.34	3.957		10:35:50.970
24 - D1	20.278	134.4	35.576	140.6	35.324	99.2	1:31.178	98.20	2.191		10:37:22.148
25 - D1	19.817	141.8	35.382	141.2	35.972	99.1	1:31.171	98.21	2.184		10:38:53.319
26 - D1	19.769	136.1	35.229	140.6	35.177	98.8	1:30.175	99.30	1.188		10:40:23.494
27 - D1	19.722	136.9	35.724	140.6	35.766	97.8	1:31.212	98.17	2.225		10:41:54.706
28 - D1	19.626	138.6	35.217	140.6	35.020	98.9	1:29.863 (3)	99.64	0.876		10:43:24.569

P9 1 GT3PA Team Parker Racing Ltd

Bentley Continental GT3

IDEAL LAP TIME : 1:28.975

BEST LAP TIME : 1:29.076

DIFFERENCE : 0.101

D1: Rick PARFITT JNR

D2: Ryan RATCLIFFE

LAP	SECTOR 1		SECTOR 2		SECTOR 3		LAP TIME	MPH	DIFF	TIME OF DAY	
1 - D2	19.429	141.8	35.134	142.4	35.794	101.0	1:30.357	99.10	1.281	09:48:29.045	
2 - D2	19.502	140.9	34.935	141.8	35.126	101.5	1:29.563	99.97	0.487	09:49:58.608	
3 - D2	19.683	118.9	37.215	139.2	35.290	101.8	1:32.188	97.13	3.112	09:51:30.796	
4 - D2	19.406	136.1	34.777	143.0	34.893	101.3	1:29.076 (1)	100.52		09:52:59.872	
5 - D2	19.363	144.3	34.829	142.7	34.968	101.8	1:29.160 (2)	100.43	0.084	09:54:29.032	
6 - D2	19.447	145.2	35.067	141.8	35.339	100.1	1:29.853	99.65	0.777	09:55:58.885	
7 - D2	19.305	141.2	34.852	143.0	35.094	102.1	1:29.251 (3)	100.32	0.175	09:57:28.136	
8 - D2	19.399	144.0	34.785	143.7	IN PIT		1:38.327	P	91.06	9.251	09:59:06.463
9 - D2	OUTLAP	132.1	35.800	142.7	35.615	100.6	5:37.456	26.53	4:08.380		10:04:43.919
10 - D2	19.372	139.5	35.100	142.7	35.212	101.9	1:29.684	99.84	0.608		10:06:13.603
11 - D2	19.472	139.8	34.812	142.7	35.570	100.3	1:29.854	99.65	0.778		10:07:43.457
12 - D2	19.781	128.8	35.296	142.1	34.967	102.4	1:30.044	99.44	0.968		10:09:13.501
13 - D2	19.697	130.3	37.110	141.8	IN PIT		1:36.549	P	92.74	7.473	10:10:50.050
14 - D1	OUTLAP	123.5	35.984	143.0	35.662	101.2	5:00.755	29.77	3:31.679		10:15:50.805
15 - D1	19.666	142.7	35.199	141.8	35.195	98.5	1:30.060	99.42	0.984		10:17:20.865
16 - D1	19.392	145.8	34.989	142.1	35.032	100.7	1:29.413	100.14	0.337		10:18:50.278
17 - D1	19.527	144.6	35.785	143.0	35.110	101.2	1:30.422	99.02	1.346		10:20:20.700
18 - D1	19.366	145.2	35.117	142.4	35.093	100.7	1:29.576	99.96	0.500		10:21:50.276
19 - D1	20.086	126.6	36.392	142.7	34.961	101.2	1:31.439	97.92	2.363		10:23:21.715
20 - D1	19.483	143.3	35.398	142.7	35.301	100.9	1:30.182	99.29	1.106		10:24:51.897
21 - D1	19.444	146.8	34.988	142.4	35.013	101.0	1:29.445	100.11	0.369		10:26:21.342
22 - D1	19.333	145.8	35.758	141.2	35.181	100.3	1:30.272	99.19	1.196		10:27:51.614
23 - D1	19.604	142.1	36.337	140.6	35.464	101.5	1:31.405	97.96	2.329		10:29:23.019
24 - D1	19.984	131.0	35.955	139.8	IN PIT		1:34.882	P	94.37	5.806	10:30:57.901
25 - D1	OUTLAP	143.3	36.470	141.8	35.634	101.3	4:26.826	33.55	2:57.750		10:35:24.727
26 - D1	19.467	143.7	36.093	141.5	35.288	100.6	1:30.848	98.56	1.772		10:36:55.575
27 - D1	19.633	139.2	36.435	142.7	35.215	100.3	1:31.283	98.09	2.207		10:38:26.858
28 - D1	19.476	142.7	35.450	143.0	35.039	101.2	1:29.965	99.53	0.889		10:39:56.823
29 - D1	19.360	143.3	35.291	143.7	35.401	99.2	1:30.052	99.43	0.976		10:41:26.875
30 - D1	19.697	140.1	36.651	143.7	35.313	101.2	1:31.661	97.69	2.585		10:42:58.536
31 - D1	19.423	135.8	35.873	143.0	IN PIT		1:34.673	P	94.58	5.597	10:44:33.209

Weather / Track : Overcast / Dry

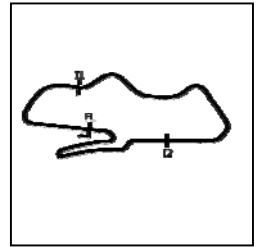
Donington Park GP

Circuit Length = 2.4873 miles

Start: 09:43 Flag 10:43 End: 10:46

British GT Championship

FREE PRACTICE 1 - SECTOR ANALYSIS



SECTOR 1 = FL to I1, SECTOR 2 = I1 to I2, SECTOR 3 = I2 to FL, DIFF = Difference To Personal Best Lap, P = Crossed Finish Line in Pit Lane, D = Time Disallowed

P10 24 GT3PA RJN Motorsport				Nissan GT-R NISMO GT3							
IDEAL LAP TIME : 1:28.974		BEST LAP TIME : 1:29.134		DIFFERENCE : 0.160							
D1: Chris BUNCOMBE		D2: Struan MOORE									
LAP	SECTOR 1	SECTOR 2	SECTOR 3	LAP TIME	MPH	DIFF	TIME OF DAY				
1 - D2	20.016	133.9	35.678	144.9	34.924	101.6	1:30.618	98.81	1.484	09:46:30.511	
2 - D2	19.264	141.8	35.727	140.6	35.621	101.2	1:30.612	98.82	1.478	09:48:01.123	
3 - D2	19.330	143.7	35.976	145.5	35.229	101.2	1:30.535	98.90	1.401	09:49:31.658	
4 - D2	19.541	127.0	37.821	144.6	35.125	100.4	1:32.487	96.81	3.353	09:51:04.145	
5 - D2	20.562	123.5	37.440	144.0	IN PIT		1:36.134	P	93.14	7.000	09:52:40.279
6 - D2	OUTLAP	132.3	35.445	143.3	37.492	102.7	4:44.784	31.44	3:15.650	09:57:25.063	
7 - D2	19.132	144.6	35.650	143.7	34.944	100.0	1:29.726	(2)	99.79	0.592	09:58:54.789
8 - D2	19.669	144.0	34.966	144.3	35.387	102.2	1:30.022	(3)	99.46	0.888	10:00:24.811
9 - D2	19.123	145.2	34.927	144.6	IN PIT		1:31.687	P	97.66	2.553	10:01:56.498
10 - D1	OUTLAP	113.1	39.281	140.9	36.934	102.1	4:54.184	30.43	3:25.050	10:06:50.682	
11 - D1	20.010	130.5	37.143	142.4	36.613	100.6	1:33.766	95.49	4.632	10:08:24.448	
12 - D1	19.739	134.2	36.896	142.7	36.456	101.0	1:33.091	96.19	3.957	10:09:57.539	
13 - D1	19.565	139.5	36.513	143.3	35.680	101.2	1:31.758	97.58	2.624	10:11:29.297	
14 - D1	20.072	134.7	38.946	89.1	43.656	100.9	1:42.674	87.21	13.540	10:13:11.971	
15 - D1	19.502	135.8	35.841	143.3	35.698	99.5	1:31.041	98.35	1.907	10:14:43.012	
16 - D1	19.561	135.8	35.638	143.3	35.659	101.5	1:30.858	98.55	1.724	10:16:13.870	
17 - D1	19.452	141.2	44.062	137.5	38.189	103.0	1:41.703	88.04	12.569	10:17:55.573	
18 - D1	19.522	141.2	35.904	143.7	35.440	100.6	1:30.866	98.54	1.732	10:19:26.439	
19 - D1	20.379	122.6	38.120	141.8	IN PIT		1:39.282	P	90.19	10.148	10:21:05.721
20 - D2	OUTLAP	129.3	35.860	144.3	35.856	101.0	5:22.704	27.74	3:53.570	10:26:28.425	
21 - D2	19.189	142.7	34.944	144.9	35.001	99.1	1:29.134	(1)	100.46		10:27:57.559
22 - D2	19.271	140.9	35.400	144.3	IN PIT		1:32.592	P	96.70	3.458	10:29:30.151
23 - D2	OUTLAP	129.8	36.459	144.0	37.165	100.7	3:53.109	38.41	2:23.975	10:33:23.260	
24 - D2	19.196	146.2	35.362	143.3	IN PIT		1:34.040	P	95.21	4.906	10:34:57.300
25 - D1	OUTLAP	119.6	39.597	142.7	36.297	101.6	3:33.210	41.99	2:04.076	10:38:30.510	
26 - D1	19.492	135.8	35.781	144.0	35.497	101.3	1:30.770	98.64	1.636	10:40:01.280	
27 - D1	19.580	138.9	35.703	144.0	35.514	101.3	1:30.797	98.62	1.663	10:41:32.077	
28 - D1	19.387	136.6	35.905	142.4	35.355	101.5	1:30.647	98.78	1.513	10:43:02.724	
29 - D1	20.137	123.1	40.345	125.6	IN PIT		1:44.103	P	86.01	14.969	10:44:46.827

P11 47 GT3PA Jetstream Motorsport				Aston Martin V12 Vantage GT3							
IDEAL LAP TIME : 1:29.137		BEST LAP TIME : 1:29.216		DIFFERENCE : 0.079							
D1: Graham DAVIDSON		D2: Maxime MARTIN									
LAP	SECTOR 1	SECTOR 2	SECTOR 3	LAP TIME	MPH	DIFF	TIME OF DAY				
1 - D1	19.769	138.3	36.673	140.3	35.807	97.9	1:32.249	97.06	3.033	09:46:22.347	
2 - D1	20.000	131.5	36.813	140.1	36.875	99.4	1:33.688	95.57	4.472	09:47:56.035	
3 - D1	19.941	139.2	36.256	142.1	35.825	97.3	1:32.022	97.30	2.806	09:49:28.057	
4 - D1	19.807	139.5	36.363	140.9	35.496	100.1	1:31.666	97.68	2.450	09:50:59.723	
5 - D1	20.186	120.6	36.989	141.2	IN PIT		1:35.724	P	93.54	6.508	09:52:35.447
6 - D1	OUTLAP	136.9	36.314	140.9	35.280	100.7	3:37.877	41.09	2:08.661	09:56:13.324	
7 - D1	19.379	144.6	36.290	141.2	35.413	99.4	1:31.082	98.31	1.866	09:57:44.406	
8 - D1	19.448	141.5	35.484	141.5	35.475	100.3	1:30.407	99.04	1.191	09:59:14.813	
9 - D1	20.571	127.3	36.466	139.5	35.741	100.0	1:32.778	96.51	3.562	10:00:47.591	
10 - D1	19.786	108.2	39.381	131.8	IN PIT		1:42.472	P	87.38	13.256	10:02:30.063
11 - D2	OUTLAP	120.9	37.329	141.5	35.873	101.0	3:30.479	42.54	2:01.263	10:06:00.542	
12 - D2	19.454	133.6	35.449	141.8	34.715	100.4	1:29.618	(3)	99.91	0.402	10:07:30.160
13 - D2	19.533	133.1	35.943	142.1	34.882	101.3	1:30.358	99.09	1.142	10:09:00.518	
14 - D2	19.868	132.1	36.726	141.8	35.015	102.1	1:31.609	97.74	2.393	10:10:32.127	
15 - D2	19.339	142.1	35.125	142.1	34.752	100.4	1:29.216	(1)	100.36		10:12:01.343
16 - D2	19.407	141.2	35.301	142.1	34.839	101.3	1:29.547	(2)	99.99	0.331	10:13:30.890
17 - D2	19.412	139.8	35.785	138.9	IN PIT		1:32.688	P	96.60	3.472	10:15:03.578
18 - D2	OUTLAP	110.1	36.787	141.8	35.580	102.1	4:06.581	36.31	2:37.365	10:19:10.159	
19 - D2	19.451	142.1	35.263	142.4	35.175	101.3	1:29.889	99.61	0.673	10:20:40.048	
20 - D2	19.452	141.8	35.294	142.1	34.950	100.9	1:29.696	99.83	0.480	10:22:09.744	
21 - D2	19.438	143.7	35.083	142.1	IN PIT		1:30.253	P	99.21	1.037	10:23:39.997
22 - D1	OUTLAP	120.6	37.194	140.9	35.579	100.4	3:03.936	48.68	1:34.720	10:26:43.933	
23 - D1	19.455	145.8	35.785	142.1	35.404	101.2	1:30.644	98.78	1.428	10:28:14.577	
24 - D1	19.522	144.3	35.745	142.1	35.580	101.2	1:30.847	98.56	1.631	10:29:45.424	

Weather / Track : Overcast / Dry

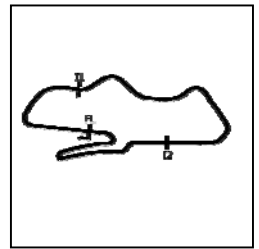
Donington Park GP

Circuit Length = 2.4873 miles

Start: 09:43 Flag 10:43 End: 10:46

British GT Championship

FREE PRACTICE 1 - SECTOR ANALYSIS



SECTOR 1 = FL to I1, SECTOR 2 = I1 to I2, SECTOR 3 = I2 to FL, DIFF = Difference To Personal Best Lap, P = Crossed Finish Line in Pit Lane, D = Time Disallowed

25 - D1	19.844	129.0	35.936	141.8	35.407	99.4	1:31.187	98.19	1.971	10:31:16.611	
26 - D1	19.625	142.1	37.878	126.3	41.530	102.1	1:39.033	90.41	9.817	10:32:55.644	
27 - D1	19.358	145.2	35.567	141.5	1:43.875	95.1	2:38.800	56.38	1:09.584	10:35:34.444	
28 - D1	20.096	139.5	35.620	142.1	35.367	101.6	1:31.083	98.31	1.867	10:37:05.527	
29 - D1	19.444	144.0	35.958	141.8	36.154	98.9	1:31.556	97.80	2.340	10:38:37.083	
30 - D1	19.575	140.9	35.902	141.5	IN PIT		1:35.417	P	93.84	6.201	10:40:12.500

P12 70 GTCPA JMH Auto

Ferrari 488 Challenge

IDEAL LAP TIME : 1:30.238

BEST LAP TIME : 1:30.238

DIFFERENCE : 0.000

D1: John SEALE

D2: Marcus CLUTTON

LAP	SECTOR 1	SECTOR 2	SECTOR 3	LAP TIME	MPH	DIFF	TIME OF DAY			
1 - D2	19.609	36.887	144.3	35.662	106.5	1:32.158	97.16	1.920	09:46:39.704	
2 - D2	19.742	36.156	146.5	35.224		1:31.122 (3)	98.26	0.884	09:48:10.826	
3 - D2	20.015	36.640	145.5	35.458		1:32.113	97.21	1.875	09:49:42.939	
4 - D2	19.640	36.674	145.5	35.157		1:31.471	97.89	1.233	09:51:14.410	
5 - D2	19.574	36.119	145.2	35.905	86.9	1:31.598	97.75	1.360	09:52:46.008	
6 - D2	20.792	36.590	146.2	IN PIT		1:35.430	P	93.83	5.192	09:54:21.438
7 - D2		36.431	145.2	35.766	103.7	3:30.229	42.59	1:59.991	09:57:51.667	
8 - D2	19.709	36.023	145.5	35.220	103.0	1:30.952 (2)	98.45	0.714	09:59:22.619	
9 - D2	19.407	35.923	146.2	34.908	103.4	1:30.238 (1)	99.23		10:00:52.857	
10 - D2	19.458	36.291	145.2	IN PIT		1:35.901	P	93.37	5.663	10:02:28.758
11 - D1		40.302	142.7	38.937		4:56.760	30.17	3:26.522	10:07:25.518	
12 - D1	20.232	37.418	145.5	36.457	101.9	1:34.107	95.15	3.869	10:08:59.625	
13 - D1	20.184	39.533	145.8	IN PIT		1:48.960	P	82.18	18.722	10:10:48.585
14 - D1		42.983	114.3	IN PIT		2:11.847	P	67.91	41.609	10:13:00.432
15 - D1		95.3	40.524	122.0	38.026	7:53.922	18.89	6:23.684	10:20:54.354	
16 - D1	20.090	125.2	37.266	144.6	36.073	1:33.429	95.84	3.191	10:22:27.783	
17 - D1	20.201	37.305	144.0	36.808		1:34.314	94.94	4.076	10:24:02.097	
18 - D1	20.043	36.886	143.3	36.703		1:33.632	95.63	3.394	10:25:35.729	
19 - D1	20.172	36.935	145.8	35.758		1:32.865	96.42	2.627	10:27:08.594	
20 - D1	20.647	38.599	133.1	IN PIT		1:43.628	P	86.40	13.390	10:28:52.222
21 - D1		45.861	142.7	39.352		4:15.855	34.99	2:45.617	10:33:08.077	
22 - D1	20.272	38.479	140.9	36.333	103.8	1:35.084	94.17	4.846	10:34:43.161	
23 - D1	20.110	37.332	144.6	36.843		1:34.285	94.97	4.047	10:36:17.446	
24 - D1	20.621	38.206	140.6	38.495	97.2	1:37.322	92.00	7.084	10:37:54.768	
25 - D1	20.440	37.334	143.3	IN PIT		1:39.725	P	89.79	9.487	10:39:34.493

P13 101 GT3PA Balfe Motorsport

McLaren 650S GT3

IDEAL LAP TIME : 1:30.328

BEST LAP TIME : 1:30.374

DIFFERENCE : 0.046

D1: Graham JOHNSON

D2: Mike ROBINSON

LAP	SECTOR 1	SECTOR 2	SECTOR 3	LAP TIME	MPH	DIFF	TIME OF DAY			
1 - D1	OUTLAP	120.0	37.636	138.9	IN PIT	27:22.290	P	5.45	25:51.916	10:12:26.191
2 - D1	OUTLAP	126.1	36.542	139.2	35.496	100.4	2:19.795	64.05	49.421	10:14:45.986
3 - D1	20.005	132.3	35.931	140.1	35.360	99.5	1:31.296	98.08	0.922	10:16:17.282
4 - D1	20.080	133.6	36.010	139.8	34.949	101.3	1:31.039 (2)	98.35	0.665	10:17:48.321
5 - D1	19.777	135.8	35.697	139.8	34.900	101.3	1:30.374 (1)	99.08		10:19:18.695
6 - D1	19.778	131.8	37.972	139.5	35.559	101.5	1:33.309	95.96	2.935	10:20:52.004
7 - D1	19.851	132.8	36.634	139.5	35.078	101.3	1:31.563	97.79	1.189	10:22:23.567
8 - D1	20.439	118.7	36.834	139.8	35.708	99.8	1:32.981	96.30	2.607	10:23:56.548
9 - D1	19.818	135.8	36.078	139.5	35.500	99.8	1:31.396	97.97	1.022	10:25:27.944
10 - D1	19.866	133.4	36.225	137.7	35.339	100.4	1:31.430	97.93	1.056	10:26:59.374
11 - D1	19.731	136.1	35.917	139.2	IN PIT	1:35.586	P	93.67	5.212	10:28:34.960
12 - D2	OUTLAP	113.1	37.543	138.0	35.551	100.4	3:54.507	38.18	2:24.133	10:32:29.467
13 - D2	20.047	123.5	37.233	138.0	35.460	99.1	1:32.740	96.55	2.366	10:34:02.207
14 - D2	19.847	129.3	36.027	137.7	35.638	100.4	1:31.512	97.85	1.138	10:35:33.719
15 - D2	19.883	132.3	35.887	137.7	35.319	99.8	1:31.089 (3)	98.30	0.715	10:37:04.808
16 - D2	19.752	133.4	35.960	140.1	36.009	100.3	1:31.721	97.62	1.347	10:38:36.529
17 - D2	19.796	132.6	35.845	135.5	35.540	100.1	1:31.181	98.20	0.807	10:40:07.710
18 - D2	19.857	128.8	36.477	139.2	35.427	101.3	1:31.761	97.58	1.387	10:41:39.471
19 - D2	19.772	131.0	36.235	138.9	35.605	101.0	1:31.612	97.74	1.238	10:43:11.083

Weather / Track : Overcast / Dry

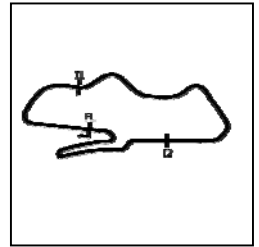
Donington Park GP

Circuit Length = 2.4873 miles

Start: 09:43 Flag 10:43 End: 10:46

British GT Championship

FREE PRACTICE 1 - SECTOR ANALYSIS



SECTOR 1 = FL to I1, SECTOR 2 = I1 to I2, SECTOR 3 = I2 to FL, DIFF = Difference To Personal Best Lap, P = Crossed Finish Line in Pit Lane, D = Time Disallowed

P14 66 GT4PA Team Parker Racing Ltd		Mercedes-AMG GT4					
IDEAL LAP TIME : 1:35.776		BEST LAP TIME : 1:35.908					
D1: Nick JONES		D2: Scott MALVERN					
DIFFERENCE : 0.132							
LAP	SECTOR 1	SECTOR 2	SECTOR 3	LAP TIME	MPH	DIFF	TIME OF DAY
1 - D2	21.654	129.3	38.161	129.8	IN PIT		
2 - D2	OUTLAP	118.9	39.092	127.8	44.464	89.9	7:13.613
3 - D2	21.367	128.5	37.994	129.3	37.201	88.3	1:36.562
4 - D2	21.219	129.0	38.483	128.8	38.286	89.1	1:37.988
5 - D2	21.360	125.6	38.093	128.5	37.106	88.3	1:36.559 (3)
6 - D2	21.969	126.8	38.210	128.8	38.098	88.7	1:38.277
7 - D2	21.239	131.5	37.780	129.3	36.889	88.3	1:35.908 (1)
8 - D2	21.255	128.0	40.131	128.8	IN PIT		
9 - D2	OUTLAP	126.8	38.033	129.3	37.310	88.3	5:08.399
10 - D2	21.726	129.5	39.798	129.5	37.590	88.4	1:39.114
11 - D2	21.214	130.8	38.891	128.3	37.076	88.0	1:37.181
12 - D2	21.626	130.8	38.340	129.0	IN PIT		
13 - D2	OUTLAP	125.4	38.121	129.0	37.152	87.8	5:41.315
14 - D2	21.249	131.8	38.061	129.0	36.880	88.4	1:36.190 (2)
15 - D2	21.116	131.8	37.848	129.0	IN PIT		
16 - D1	OUTLAP	112.5	40.423	127.3	38.978	84.0	4:01.494
17 - D1	22.914	123.3	39.520	127.5	38.426	85.9	1:40.860
18 - D1	21.481	130.5	39.524	128.0	37.931	88.0	1:38.936
19 - D1	21.381	127.8	38.557	128.8	38.002	87.2	1:37.940
20 - D1	21.294	128.0	38.880	129.3	37.487	87.9	1:37.661
21 - D1	21.444	129.3	38.581	128.8	37.589	87.6	1:37.614
22 - D1	21.406	130.8	38.226	128.5	37.577	87.9	1:37.209
23 - D1	21.425	128.3	39.298	128.8	IN PIT		

P15 10 GT4S Equipe Verschuur		McLaren 570S GT4					
IDEAL LAP TIME : 1:35.529		BEST LAP TIME : 1:36.017					
D1: Finlay HUTCHISON		D2: Daniel MCKAY					
DIFFERENCE : 0.488							
LAP	SECTOR 1	SECTOR 2	SECTOR 3	LAP TIME	MPH	DIFF	TIME OF DAY
1 - D2	OUTLAP	116.7	39.250	128.3	38.511	93.7	2:43.729
2 - D2	21.348	125.2	38.561	131.0	40.566	95.1	1:40.475
3 - D2	21.287	121.3	38.521	129.8	37.533	92.4	1:37.341
4 - D2	21.438	109.1	40.369	130.5	38.921	95.3	1:40.728
5 - D2	21.010	128.8	38.503	130.5	37.327	92.3	1:36.840
6 - D2	20.917	129.5	39.863	120.9	40.018	96.6	1:40.798
7 - D2	20.922	125.6	38.348	130.0	37.086	94.7	1:36.356
8 - D2	21.103	125.9	38.735	130.0	37.676	92.5	1:37.514
9 - D2	21.085	125.2	38.359	131.3	37.275	94.3	1:36.719
10 - D2	21.159	125.6	39.159	130.0	38.039	97.1	1:38.357
11 - D2	20.883	128.8	38.776	129.3	37.211	94.3	1:36.870
12 - D2	20.899	129.3	38.390	130.5	37.672	94.3	1:36.961
13 - D2	21.143	127.0	38.456	130.3	37.476	93.9	1:37.075
14 - D2	21.081	126.6	38.755	129.3	IN PIT		
15 - D1	OUTLAP	119.8	39.011	129.8	IN PIT		
16 - D1	OUTLAP	99.4	41.210	127.5	38.535	92.6	6:14.467
17 - D1	22.236	98.5	41.520	128.8	37.106	93.2	1:40.862
18 - D1	21.241	128.5	38.587	130.8	37.042	94.7	1:36.870
19 - D1	21.047	135.8	37.992	130.8	37.005	92.4	1:36.044 (2)
20 - D1	20.886	135.5	38.163	130.8	37.174	91.1	1:36.223 (3)
21 - D1	20.969	131.0	39.101	130.3	37.981	94.3	1:38.051
22 - D1	20.911	134.4	39.667	129.5	37.181	93.9	1:37.759
23 - D1	20.809	132.8	38.480	130.5	36.728	93.0	1:36.017 (1)
24 - D1	21.135	135.0	39.881	129.8	IN PIT		
25 - D1	OUTLAP	124.5	38.963	130.3	37.628	90.9	5:44.586
26 - D1	20.985	135.5	38.366	130.5	IN PIT		

Weather / Track : Overcast / Dry

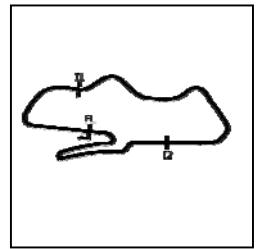
Donington Park GP

Circuit Length = 2.4873 miles

Start: 09:43 Flag 10:43 End: 10:46

British GT Championship

FREE PRACTICE 1 - SECTOR ANALYSIS



SECTOR 1 = FL to I1, SECTOR 2 = I1 to I2, SECTOR 3 = I2 to FL, DIFF = Difference To Personal Best Lap, P = Crossed Finish Line in Pit Lane, D = Time Disallowed

P16 43 GT4S Century Motorsport		BMW M4 GT4									
IDEAL LAP TIME : 1:35.996		BEST LAP TIME : 1:36.137									
D1: Dean MACDONALD		D2: Jack MITCHELL									
LAP	SECTOR 1	SECTOR 2	SECTOR 3	LAP TIME	MPH	DIFF	TIME OF DAY				
1 - D2	22.004	120.6	39.129	126.8	38.722	90.4	1:39.855	89.67	3.718	09:48:29.916	
2 - D2	21.614	124.2	38.402	127.3	37.892	90.8	1:37.908	91.45	1.771	09:50:07.824	
3 - D2	21.340	118.1	38.974	127.3	37.552	90.3	1:37.866	91.49	1.729	09:51:45.690	
4 - D2	21.813	122.4	39.030	127.8	37.867	90.1	1:38.710	90.71	2.573	09:53:24.400	
5 - D2	21.248	128.3	39.142	128.3	38.543	90.6	1:38.933	90.51	2.796	09:55:03.333	
6 - D2	21.109	129.8	39.209	127.8	37.622	90.8	1:37.940	91.42	1.803	09:56:41.273	
7 - D2	21.194	129.8	38.225	128.0	37.307	91.3	1:36.726	92.57	0.589	09:58:17.999	
8 - D2	21.332	121.3	38.236	128.5	37.453	91.1	1:37.021	92.29	0.884	09:59:55.020	
9 - D2	21.424	123.3	39.175	128.0	IN PIT		1:43.778	P	86.28	7.641	10:01:38.798
10 - D2	OUTLAP	118.1	39.451	127.8	37.441	91.1	7:01.803	21.22	5:25.666		10:08:40.601
11 - D2	21.119	130.0	38.375	128.0	37.018	91.0	1:36.512	(3)	92.78	0.375	10:10:17.113
12 - D2	21.080	131.3	37.998	128.3	37.059	90.9	1:36.137	(1)	93.14		10:11:53.250
13 - D2	21.085	129.5	38.035	129.3	42.240	91.9	1:41.360		88.34	5.223	10:13:34.610
14 - D2	21.455	120.4	39.469	106.3	IN PIT		1:44.917	P	85.34	8.780	10:15:19.527
15 - D1	OUTLAP	99.2	40.383	127.5	40.336	91.8	4:39.484	32.03	3:03.347		10:19:59.011
16 - D1	21.162	127.3	38.641	128.5	38.546	91.5	1:38.349	91.04	2.212		10:21:37.360
17 - D1	21.064	128.8	38.509	128.8	37.722	90.8	1:37.295	92.03	1.158		10:23:14.655
18 - D1	21.093	128.3	38.575	128.8	38.432	92.6	1:38.100	91.27	1.963		10:24:52.755
19 - D1	20.980	131.5	38.763	129.3	38.391	91.8	1:38.134	91.24	1.997		10:26:30.889
20 - D1	21.058	129.5	39.818	129.0	38.244	91.5	1:39.120	90.33	2.983		10:28:10.009
21 - D1	21.113	129.5	38.980	128.3	37.477	91.9	1:37.570	91.77	1.433		10:29:47.579
22 - D1	20.980	129.8	38.225	129.0	37.248	91.9	1:36.453	(2)	92.83	0.316	10:31:24.032
23 - D1	21.456	125.2	39.494	129.5	37.981	92.0	1:38.931	90.51	2.794		10:33:02.963
24 - D1	21.042	131.0	38.278	129.3	37.603	89.9	1:36.923	92.38	0.786		10:34:39.886
25 - D1	21.354	128.0	39.861	106.6	IN PIT		1:45.112	P	85.18	8.975	10:36:24.998

P17 4 GT4S Tolman Motorsport Ltd		McLaren 570S GT4									
IDEAL LAP TIME : 1:36.282		BEST LAP TIME : 1:36.309									
D1: Michael O'BRIEN		D2: Charlie FAGG									
LAP	SECTOR 1	SECTOR 2	SECTOR 3	LAP TIME	MPH	DIFF	TIME OF DAY				
1 - D1	21.523	124.9	38.918	128.0	37.370	91.3	1:37.811	91.54	1.502	09:47:46.373	
2 - D1	21.316	129.3	38.776	128.0	38.096	91.6	1:38.188	91.19	1.879	09:49:24.561	
3 - D1	21.320	129.0	38.723	127.8	38.187	90.6	1:38.230	91.15	1.921	09:51:02.791	
4 - D1	21.322	128.8	38.584	126.8	37.745	91.0	1:37.651	91.69	1.342	09:52:40.442	
5 - D1	21.325	128.5	38.450	126.8	37.143	91.4	1:36.918	92.39	0.609	09:54:17.360	
6 - D1	22.986	114.5	41.176	122.2	IN PIT		1:45.926	P	84.53	9.617	09:56:03.286
7 - D2	OUTLAP	119.1	39.737	128.0	39.985	93.0	4:06.115	36.38	2:29.806		10:00:09.401
8 - D2	21.276	126.3	38.336	128.3	37.498	91.5	1:37.110	92.20	0.801		10:01:46.511
9 - D2	21.350	128.3	39.971	127.8	39.625	92.8	1:40.946	88.70	4.637		10:03:27.457
10 - D2	21.174	128.0	38.498	128.0	37.368	91.9	1:37.040	92.27	0.731		10:05:04.497
11 - D2	21.337	126.1	39.265	125.6	49.663	93.2	1:50.265	81.20	13.956		10:06:54.762
12 - D2	21.095	128.0	38.377	128.3	37.229	91.6	1:36.701	(3)	92.59	0.392	10:08:31.463
13 - D2	21.098	129.0	38.400	128.0	IN PIT		1:48.861	P	82.25	12.552	10:10:20.324
14 - D1	OUTLAP	91.6	44.378	126.8	39.608	93.4	4:50.629	30.81	3:14.320		10:15:10.953
15 - D1	21.122	130.8	42.557	83.1	40.925	93.3	1:44.604	85.60	8.295		10:16:55.557
16 - D1	21.149	131.3	38.512	127.3	37.221	91.5	1:36.882	92.42	0.573		10:18:32.439
17 - D1	21.231	129.0	38.456	127.5	39.243	93.4	1:38.930	90.51	2.621		10:20:11.369
18 - D1	21.206	130.3	38.372	127.8	37.303	91.6	1:36.881	92.42	0.572		10:21:48.250
19 - D1	22.460	96.4	44.140	119.6	IN PIT		1:47.630	P	83.19	11.321	10:23:35.880
20 - D2	OUTLAP	117.1	40.693	127.3	IN PIT		4:44.901	P	31.43	3:08.592	10:28:20.781
21 - D2	OUTLAP	112.4	39.793	128.0	IN PIT		3:24.025	P	43.88	1:47.716	10:31:44.806
22 - D2	OUTLAP	126.6	39.215	118.5	39.176	93.0	4:35.502	32.50	2:59.193		10:36:20.308
23 - D2	21.115	127.8	38.516	128.8	37.283	92.3	1:36.914	92.39	0.605		10:37:57.222
24 - D2	21.096	129.3	38.128	128.5	37.249	93.0	1:36.473	(2)	92.81	0.164	10:39:33.695
25 - D2	21.217	129.3	38.113	128.8	37.500	91.6	1:36.830	92.47	0.521		10:41:10.525
26 - D2	21.168	128.3	38.116	128.8	37.452	92.6	1:36.736	92.56	0.427		10:42:47.261
27 - D2	21.090	127.8	38.049	129.0	37.170	92.5	1:36.309	(1)	92.97		10:44:23.570

Weather / Track : Overcast / Dry

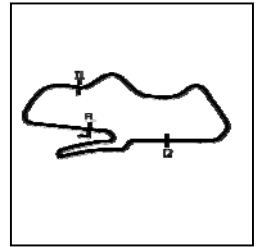
Donington Park GP

Circuit Length = 2.4873 miles

Start: 09:43 Flag 10:43 End: 10:46

British GT Championship

FREE PRACTICE 1 - SECTOR ANALYSIS



SECTOR 1 = FL to I1, SECTOR 2 = I1 to I2, SECTOR 3 = I2 to FL, DIFF = Difference To Personal Best Lap, P = Crossed Finish Line in Pit Lane, D = Time Disallowed

P18 42 GT4S Century Motorsport				BMW M4 GT4						
IDEAL LAP TIME : 1:36.326		BEST LAP TIME : 1:36.368		DIFFERENCE : 0.042						
D1: Ben TUCK		D2: Ben GREEN								
LAP	SECTOR 1		SECTOR 2		SECTOR 3		LAP TIME	MPH	DIFF	TIME OF DAY
1 - D1	21.594	131.5	39.886	128.0	38.331	89.7	1:39.811	89.71	3.443	09:47:24.440
2 - D1	21.251	131.3	38.508	128.3	37.642	90.3	1:37.401	91.93	1.033	09:49:01.841
3 - D1	21.249	132.3	38.387	127.5	37.605	90.5	1:37.241	92.08	0.873	09:50:39.082
4 - D1	21.509	115.1	39.494	127.8	IN PIT		1:41.618	P 88.11	5.250	09:52:20.700
5 - D1	OUTLAP	126.3	40.437	127.3	38.167	86.4	7:16.976	20.49	5:40.608	09:59:37.676
6 - D1	21.424	131.0	38.191	129.0	37.344	91.1	1:36.959	92.35	0.591	10:01:14.635
7 - D1	21.573	123.8	38.452	129.3	37.217	90.8	1:37.242	92.08	0.874	10:02:51.877
8 - D1	21.022	132.8	38.202	129.0	37.144	91.4	1:36.368 (1)	92.91		10:04:28.245
9 - D1	21.036	134.2	38.413	129.3	37.188	91.8	1:36.637	(2) 92.66	0.269	10:06:04.882
10 - D1	21.303	131.8	39.705	129.3	39.075	90.4	1:40.083	89.47	3.715	10:07:44.965
11 - D1	21.025	133.1	38.399	130.0	37.716	91.5	1:37.140	92.18	0.772	10:09:22.105
12 - D1	21.288	130.8	39.341	130.0	IN PIT		1:42.360	P 87.48	5.992	10:11:04.465
13 - D2	OUTLAP	124.2	38.695	129.3	37.928	92.1	4:19.489	34.50	2:43.121	10:15:23.954
14 - D2	21.038	132.6	38.268	129.5	37.778	91.4	1:37.084	92.23	0.716	10:17:01.038
15 - D2	20.994	131.5	38.264	129.5	37.843	92.0	1:37.101	92.21	0.733	10:18:38.139
16 - D2	21.023	133.1	38.265	129.8	37.863	91.8	1:37.151	92.17	0.783	10:20:15.290
17 - D2	21.124	129.5	38.619	113.9	38.097	90.8	1:37.840	91.52	1.472	10:21:53.130
18 - D2	21.167	132.8	38.547	130.0	IN PIT		1:39.795	P 89.72	3.427	10:23:32.925
19 - D2	OUTLAP	130.0	38.333	129.0	37.644	91.9	3:43.628	40.04	2:07.260	10:27:16.553
20 - D2	21.063	131.0	38.248	129.8	37.461	91.6	1:36.772	(3) 92.53	0.404	10:28:53.325
21 - D2	21.067	130.8	38.897	129.5	37.312	91.3	1:37.276	92.05	0.908	10:30:30.601
22 - D2	21.054	132.6	38.560	128.3	41.637	91.0	1:41.251	88.43	4.883	10:32:11.852
23 - D2	21.135	130.0	39.949	124.2	37.648	90.3	1:38.732	90.69	2.364	10:33:50.584
24 - D2	20.991	131.3	38.407	130.3	IN PIT		1:40.061	P 89.48	3.693	10:35:30.645

P19 86 GT4PA Steller Motorsport				Toyota GT86						
IDEAL LAP TIME :		BEST LAP TIME : 1:36.402		DIFFERENCE :						
D1: Richard WILLIAMS		D2: Sennan FIELDING								
LAP	SECTOR 1		SECTOR 2		SECTOR 3		LAP TIME	MPH	DIFF	TIME OF DAY
1 - D1							1:39.311	90.16	2.909	09:51:18.834
2 - D1					IN PIT		1:42.489	P 87.36	6.087	09:53:01.323
3 - D1							8:10.720	18.24	6:34.318	10:01:12.044
4 - D1							1:37.267	(3) 92.06	0.865	10:02:49.311
5 - D1							1:36.681	(2) 92.61	0.279	10:04:25.992
6 - D1					IN PIT		1:43.774	P 86.28	7.372	10:06:09.766
7 - D1							4:47.293	31.16	3:10.891	10:10:57.060
8 - D1							1:39.437	90.05	3.035	10:12:36.497
9 - D1							1:37.766	91.59	1.364	10:14:14.263
10 - D1							1:38.251	91.13	1.849	10:15:52.514
11 - D1							1:39.127	90.33	2.725	10:17:31.641
12 - D1							1:39.379	90.10	2.977	10:19:11.020
13 - D1							1:37.989	91.38	1.587	10:20:49.009
14 - D1							1:38.328	91.06	1.926	10:22:27.337
15 - D1							1:37.907	91.45	1.505	10:24:05.244
16 - D1					IN PIT		1:42.001	P 87.78	5.599	10:25:47.245
17 - D1							7:28.981	19.94	5:52.579	10:33:16.227
18 - D1							1:37.384	91.94	0.982	10:34:53.611
19 - D1							1:37.437	91.89	1.035	10:36:31.048
20 - D1							1:36.402 (1)	92.88		10:38:07.450
21 - D1							1:37.903	91.46	1.501	10:39:45.353
22 - D1							1:37.563	91.78	1.161	10:41:22.916
23 - D1							1:38.567	90.84	2.165	10:43:01.483
24 - D1					IN PIT		1:43.428	P 86.57	7.026	10:44:44.911

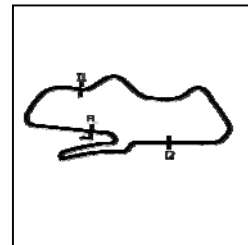
P20 53 GT4PA UltraTek Racing Team RJN				Nissan 370Z GT4						
IDEAL LAP TIME : 1:36.608		BEST LAP TIME : 1:36.617		DIFFERENCE : 0.009						
D1: Kelvin FLETCHER		D2: Martin PLOWMAN								
LAP	SECTOR 1		SECTOR 2		SECTOR 3		LAP TIME	MPH	DIFF	TIME OF DAY

Donington Park GP
 Circuit Length = 2.4873 miles
 Start: 09:43 Flag 10:43 End: 10:46

Weather / Track : Overcast / Dry

British GT Championship

FREE PRACTICE 1 - SECTOR ANALYSIS



SECTOR 1 = FL to I1, SECTOR 2 = I1 to I2, SECTOR 3 = I2 to FL, DIFF = Difference To Personal Best Lap, P = Crossed Finish Line in Pit Lane, D = Time Disallowed

1 - D2	25.183	98.6	43.638	100.6	41.043	90.6	1:49.864	81.50	13.247	09:47:27.170	
2 - D2	22.402	112.7	40.223	127.5	39.183	91.8	1:41.808	87.95	5.191	09:49:08.978	
3 - D2	22.492	107.2	41.795	126.6	IN PIT		1:50.208	P	81.25	13.591	09:50:59.186
4 - D2	OUTLAP	104.8	40.236	127.8	37.933	91.0	3:53.722	38.31	2:17.105	09:54:52.908	
5 - D2	21.674	116.9	39.063	127.8	37.873	92.0	1:38.610	90.80	1.993	09:56:31.518	
6 - D2	21.404	121.3	38.936	128.8	37.907	91.8	1:38.247	91.14	1.630	09:58:09.765	
7 - D2	21.495	119.8	41.040	128.3	IN PIT		1:44.544	P	85.65	7.927	09:59:54.309
8 - D2	OUTLAP	111.4	39.656	129.3	39.091	92.1	4:15.790	35.00	2:39.173	10:04:10.099	
9 - D2	21.383	121.7	38.876	129.3	37.459	91.9	1:37.718	91.63	1.101	10:05:47.817	
10 - D2	21.593	116.9	40.315	128.0	IN PIT		1:43.241	P	86.73	6.624	10:07:31.058
11 - D1	OUTLAP	102.4	40.251	128.0	39.939	91.3	5:55.460	25.19	4:18.843	10:13:26.518	
12 - D1	21.781	111.1	39.810	128.8	38.743	91.4	1:40.334	89.24	3.717	10:15:06.852	
13 - D1	21.416	119.1	38.827	128.8	38.308	91.1	1:38.551	90.86	1.934	10:16:45.403	
14 - D1	21.535	114.9	38.886	129.0	37.639	91.1	1:38.060	91.31	1.443	10:18:23.463	
15 - D1	21.357	124.0	38.532	128.8	37.297	91.9	1:37.186	92.13	0.569	10:20:00.649	
16 - D1	21.294	121.3	38.570	129.0	37.652	91.6	1:37.516	91.82	0.899	10:21:38.165	
17 - D1	21.293	121.5	39.513	128.8	37.435	92.0	1:38.241	91.14	1.624	10:23:16.406	
18 - D1	21.871	106.8	43.070	123.5	38.065	92.4	1:43.006	86.93	6.389	10:24:59.412	
19 - D1	21.345	122.2	38.616	128.8	37.291	92.3	1:37.252	92.07	0.635	10:26:36.664	
20 - D1	21.571	110.7	42.899	127.3	IN PIT		1:46.011	P	84.46	9.394	10:28:22.675
21 - D2	OUTLAP	113.1	39.662	128.3	44.300	92.1	4:12.775	35.42	2:36.158	10:32:35.450	
22 - D2	21.436	122.4	38.791	129.0	37.828	91.4	1:38.055	91.32	1.438	10:34:13.505	
23 - D2	21.309	124.0	38.519	129.0	37.247	92.0	1:37.075	(2)	92.24	0.458	10:35:50.580
24 - D2	21.665	125.9	38.570	123.5	38.131	92.3	1:38.366	91.03	1.749	10:37:28.946	
25 - D2	21.355	125.2	38.537	129.0	37.238	92.5	1:37.130	92.19	0.513	10:39:06.076	
26 - D2	21.263	126.6	38.522	129.3	37.325	92.1	1:37.110	(3)	92.20	0.493	10:40:43.186
27 - D2	21.133	126.8	38.528	129.0	36.956	92.3	1:36.617	(1)	92.67		10:42:19.803
28 - D2	21.655	112.9	41.072	127.3	IN PIT		1:43.615	P	86.42	6.998	10:44:03.418

P21 5 GT4S Tolman Motorsport Ltd

McLaren 570S GT4

IDEAL LAP TIME : 1:36.717

BEST LAP TIME : 1:36.750

DIFFERENCE : 0.033

D1: Lewis PROCTOR

D2: Jordan ALBERT

LAP	SECTOR 1	SECTOR 2	SECTOR 3	LAP TIME	MPH	DIFF	TIME OF DAY				
1 - D2	21.301	122.6	38.941	127.8	38.173	90.8	1:38.415	90.98	1.665	09:47:18.055	
2 - D2	21.384	125.9	38.602	128.3	37.512	91.9	1:37.498	91.84	0.748	09:48:55.553	
3 - D2	21.206	126.1	38.596	128.3	37.481	91.0	1:37.283	92.04	0.533	09:50:32.836	
4 - D2	21.570	115.9	38.823	128.3	37.421	91.9	1:37.814	91.54	1.064	09:52:10.650	
5 - D2	21.484	121.7	39.518	127.0	38.029	91.5	1:39.031	90.42	2.281	09:53:49.681	
6 - D2	21.261	127.8	38.482	127.8	37.302	91.6	1:37.045	(3)	92.27	0.295	09:55:26.726
7 - D2	21.339	128.5	40.057	125.9	IN PIT		1:42.447	P	87.40	5.697	09:57:09.173
8 - D1	OUTLAP	113.5	39.838	127.8	37.747	90.6	3:26.772	43.30	1:50.022	10:00:35.945	
9 - D1	21.470	116.9	40.387	128.8	37.645	90.4	1:39.502	89.99	2.752	10:02:15.447	
10 - D1	21.404	121.7	38.675	128.0	37.658	91.1	1:37.737	91.61	0.987	10:03:53.184	
11 - D1	21.355	122.2	38.598	127.0	38.188	92.1	1:38.141	91.24	1.391	10:05:31.325	
12 - D1	21.235	122.2	38.647	127.8	37.798	91.5	1:37.680	91.67	0.930	10:07:09.005	
13 - D1	21.504	118.1	38.705	127.8	38.137	91.5	1:38.346	91.05	1.596	10:08:47.351	
14 - D1	21.255	123.3	38.602	127.3	37.795	91.3	1:37.652	91.69	0.902	10:10:25.003	
15 - D1	21.449	122.2	38.932	125.9	IN PIT		1:41.717	P	88.03	4.967	10:12:06.720
16 - D2	OUTLAP	120.6	39.206	127.8	38.625	91.8	3:08.068	47.61	1:31.318	10:15:14.788	
17 - D2	21.114	129.8	38.724	128.0	37.245	91.8	1:37.083	92.23	0.333	10:16:51.871	
18 - D2	21.112	129.5	38.482	128.8	37.191	92.0	1:36.785	(2)	92.51	0.035	10:18:28.656
19 - D2	21.141	130.5	38.414	128.5	37.195	92.6	1:36.750	(1)	92.55		10:20:05.406
20 - D2	21.129	130.8	41.548	73.6	41.673	91.9	1:44.350	85.81	7.600	10:21:49.756	
21 - D2	21.449	108.9	38.982	128.5	39.731	91.3	1:40.162	89.39	3.412	10:23:29.918	
22 - D2	21.126	130.5	38.519	128.3	IN PIT		1:39.004	P	90.44	2.254	10:25:08.922
23 - D1	OUTLAP	120.4	39.017	128.0	37.849	92.4	3:14.084	46.13	1:37.334	10:28:23.006	
24 - D1	21.205	125.4	38.528	128.8	37.510	91.8	1:37.243	92.08	0.493	10:30:00.249	
25 - D1	21.209	124.2	38.610	129.0	37.659	92.1	1:37.478	91.86	0.728	10:31:37.727	
26 - D1	21.257	124.9	38.606	129.3	37.783	92.1	1:37.646	91.70	0.896	10:33:15.373	
27 - D1	21.273	122.6	38.593	129.3	37.669	92.3	1:37.535	91.80	0.785	10:34:52.908	
28 - D1	21.195	124.0	38.692	129.3	38.592	94.2	1:38.479	90.92	1.729	10:36:31.387	
29 - D1	21.329	123.3	39.022	129.5	38.268	93.2	1:38.619	90.79	1.869	10:38:10.006	
30 - D1	21.272	121.1	38.587	129.8	37.333	91.3	1:37.192	92.13	0.442	10:39:47.198	
31 - D1	21.723	118.9	40.320	128.5	IN PIT		1:42.239	P	87.58	5.489	10:41:29.437

Donington Park GP

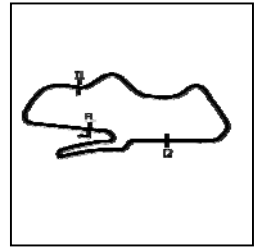
Circuit Length = 2.4873 miles

Start: 09:43 Flag 10:43 End: 10:46

Weather / Track : Overcast / Dry

British GT Championship

FREE PRACTICE 1 - SECTOR ANALYSIS



SECTOR 1 = FL to I1, SECTOR 2 = I1 to I2, SECTOR 3 = I2 to FL, DIFF = Difference To Personal Best Lap, P = Crossed Finish Line in Pit Lane, D = Time Disallowed

P22 44 GT4PA Invictus Games Racing							Jaguar F-TYPE SVR GT4			
IDEAL LAP TIME : 1:36.889		BEST LAP TIME : 1:36.920		DIFFERENCE : 0.031						
D1: Paul VICE		D2: Matthew GEORGE								
LAP	SECTOR 1	SECTOR 2		SECTOR 3		LAP TIME	MPH	DIFF	TIME OF DAY	
1 - D2	OUTLAP	112.9	39.788	127.8	39.067	92.0	3:48.681	39.15	2:11.761	09:49:29.354
2 - D2	21.545	121.1	39.286	129.0	38.084	91.5	1:38.915 (3)	90.52	1.995	09:51:08.269
3 - D2	21.506	117.1	39.283	129.0	38.677	91.3	1:39.466	90.02	2.546	09:52:47.735
4 - D2	22.424	106.5	39.549	129.0	IN PIT		1:42.812 P	87.09	5.892	09:54:30.547
5 - D2	OUTLAP	122.0	39.502	129.3	38.050	90.8	15:18.104	9.75	13:41.184	10:09:48.651
6 - D2	21.537	127.3	38.331	129.5	37.484	91.9	1:37.352 (2)	91.98	0.432	10:11:26.003
7 - D2	21.302	129.3	38.362	129.5	37.256	91.8	1:36.920 (1)	92.39		10:13:02.923
8 - D2	22.357	116.1	39.420	129.8	IN PIT		1:41.852 P	87.91	4.932	10:14:44.775
9 - D1	OUTLAP	93.3	46.788	123.1	44.912	88.5	6:55.331	21.55	5:18.411	10:21:40.106
10 - D1	23.706	99.8	45.977	125.4	42.808	86.9	1:52.491	79.60	15.571	10:23:32.597
11 - D1	23.456	108.9	43.164	126.3	40.675	88.4	1:47.295	83.45	10.375	10:25:19.892
12 - D1	22.542	111.8	42.095	125.9	40.083	88.3	1:44.720	85.50	7.800	10:27:04.612
13 - D1	22.166	111.8	43.117	127.8	40.153	89.2	1:45.436	84.92	8.516	10:28:50.048
14 - D1	22.820	86.5	44.228	125.6	40.767	87.9	1:47.815	83.05	10.895	10:30:37.863
15 - D1	22.685	103.5	44.213	127.3	41.194	90.1	1:48.092	82.84	11.172	10:32:25.955
16 - D1	22.715	107.8	43.608	126.8	43.147	89.2	1:49.470	81.79	12.550	10:34:15.425
17 - D1	24.223	104.5	43.218	125.9	40.658	88.8	1:48.099	82.83	11.179	10:36:03.524
18 - D1	22.545	105.8	42.423	127.8	39.628	89.7	1:44.596	85.60	7.676	10:37:48.120
19 - D1	22.524	109.4	42.665	126.3	40.265	88.5	1:45.454	84.91	8.534	10:39:33.574
20 - D1	22.697	109.8	41.859	126.1	39.879	89.2	1:44.435	85.74	7.515	10:41:18.009
21 - D1	24.147	89.8	50.914	109.6	IN PIT		2:03.861 P	72.29	26.941	10:43:21.870

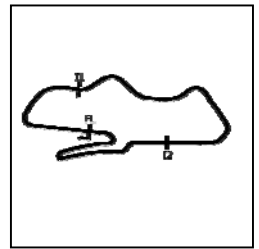
P23 25 GT4PA Ciceley Motorsport							Mercedes-AMG GT4			
IDEAL LAP TIME : 1:36.789		BEST LAP TIME : 1:37.041		DIFFERENCE : 0.252						
D1: David FAIRBROTHER		D2: Adam MORGAN								
LAP	SECTOR 1	SECTOR 2		SECTOR 3		LAP TIME	MPH	DIFF	TIME OF DAY	
1 - D1	22.939	103.8	40.410	128.5	40.854	87.1	1:44.203	85.93	7.162	09:49:52.440
2 - D1	22.258	108.0	42.165	127.5	42.098	85.3	1:46.521	84.06	9.480	09:51:38.961
3 - D1	22.544	112.7	40.205	128.0	40.206	88.6	1:42.955	86.97	5.914	09:53:21.916
4 - D1	22.044	111.6	40.684	129.0	42.024	87.0	1:44.752	85.48	7.711	09:55:06.668
5 - D1	22.179	118.1	39.403	129.3	39.844	86.4	1:41.426	88.28	4.385	09:56:48.094
6 - D1	21.998	117.7	40.010	127.8	IN PIT		1:46.345 P	84.20	9.304	09:58:34.439
7 - D1	OUTLAP	115.5	39.839	127.3	39.145	86.3	5:44.673	25.97	4:07.632	10:04:19.112
8 - D1	21.534	122.6	40.480	127.0	39.541	87.1	1:41.555	88.17	4.514	10:06:00.667
9 - D1	21.723	119.4	39.209	127.5	39.641	87.7	1:40.573	89.03	3.532	10:07:41.240
10 - D1	22.889	119.8	39.270	128.5	40.057	88.1	1:42.216	87.60	5.175	10:09:23.456
11 - D1	21.646	124.9	39.058	128.0	39.200	87.2	1:39.904	89.63	2.863	10:11:03.360
12 - D1	21.687	123.1	38.941	128.0	39.149	88.6	1:39.777	89.74	2.736	10:12:43.137
13 - D1	21.956	121.7	39.006	127.8	38.857	86.7	1:39.819	89.70	2.778	10:14:22.956
14 - D1	22.147	124.9	39.038	127.8	IN PIT		1:47.308 P	83.44	10.267	10:16:10.264
15 - D2	OUTLAP	101.9	41.221	128.8	39.106	89.0	4:47.453	31.15	3:10.412	10:20:57.717
16 - D2	21.553	123.5	38.692	129.3	37.926	90.0	1:38.171	91.21	1.130	10:22:35.888
17 - D2	21.230	125.6	38.422	129.5	37.710	89.5	1:37.362	91.97	0.321	10:24:13.250
18 - D2	21.261	128.3	38.881	126.8	38.088	90.1	1:38.230	91.15	1.189	10:25:51.480
19 - D2	21.305	128.0	38.533	129.8	37.967	88.4	1:37.805	91.55	0.764	10:27:29.285
20 - D2	21.242	130.3	38.190	129.8	38.312	88.3	1:37.744	91.61	0.703	10:29:07.029
21 - D2	21.300	129.5	38.406	129.5	38.406	87.8	1:38.112	91.26	1.071	10:30:45.141
22 - D2	21.441	127.5	38.612	130.3	39.762	89.3	1:39.815	89.71	2.774	10:32:24.956
23 - D2	21.257	131.3	38.282	129.0	37.541	88.1	1:37.080 (3)	92.23	0.039	10:34:02.036
24 - D2	21.335	131.0	38.290	129.8	37.976	88.3	1:37.601	91.74	0.560	10:35:39.637
25 - D2	21.166	132.1	38.250	129.3	37.640	89.9	1:37.056 (2)	92.26	0.015	10:37:16.693
26 - D2	21.058	133.1	38.311	129.5	37.776	88.5	1:37.145	92.17	0.104	10:38:53.838
27 - D2	21.335	132.3	38.561	122.0	41.598	90.4	1:41.494	88.22	4.453	10:40:35.332
28 - D2	21.164	132.1	38.192	129.5	37.685	89.7	1:37.041 (1)	92.27		10:42:12.373
29 - D2	21.253	131.3	39.177	102.4	IN PIT		1:46.567 P	84.02	9.526	10:43:58.940

Weather / Track : Overcast / Dry

Donington Park GP
Circuit Length = 2.4873 miles
Start: 09:43 Flag 10:43 End: 10:46

British GT Championship

FREE PRACTICE 1 - SECTOR ANALYSIS



SECTOR 1 = FL to I1, SECTOR 2 = I1 to I2, SECTOR 3 = I2 to FL, DIFF = Difference To Personal Best Lap, P = Crossed Finish Line in Pit Lane, D = Time Disallowed

P24 55 GT4S HHC Motorsport			Ginetta G55 GT4								
IDEAL LAP TIME : 1:36.926		BEST LAP TIME : 1:37.251		DIFFERENCE : 0.325							
D1: Callum POINTON		D2: Patrik MATTHIESEN									
LAP	SECTOR 1	SECTOR 2	SECTOR 3	LAP TIME	MPH	DIFF	TIME OF DAY				
1 - D1	21.694	122.4	38.778	124.9	37.919	91.3	1:38.391	91.00	1.140	09:47:39.446	
2 - D1	21.486	124.9	38.902	125.9	37.509	92.6	1:37.897	91.46	0.646	09:49:17.343	
3 - D1	21.362	122.0	5:11.864	63.9	IN PIT		6:35.383	P	22.64	4:58.132	09:55:52.726
4 - D2	OUTLAP	92.3	40.911	123.8	38.620	90.1	42:34.966	3.50	40:57.715	10:38:27.692	
5 - D2	21.548	126.8	38.328	123.8	37.820	90.8	1:37.696	(2)	91.65	0.445	10:40:05.388
6 - D2	21.526	128.3	38.579	124.2	37.752	89.4	1:37.857	(3)	91.50	0.606	10:41:43.245
7 - D2	21.632	127.8	38.055	124.5	37.564	89.4	1:37.251	(1)	92.07		10:43:20.496

P25 56 GT4PA Tolman Motorsport Ltd			McLaren 570S GT4								
IDEAL LAP TIME : 1:36.790		BEST LAP TIME : 1:37.264		DIFFERENCE : 0.474							
D1: David PATTISON		D2: Joe OSBORNE									
LAP	SECTOR 1	SECTOR 2	SECTOR 3	LAP TIME	MPH	DIFF	TIME OF DAY				
1 - D1	21.060	130.0	38.724	123.5	37.827	91.3	1:37.611	(2)	91.73	0.347	09:46:46.816
2 - D1	21.180	131.3	38.389	127.5	37.695	91.0	1:37.264	(1)	92.06		09:48:24.080
3 - D1	21.241	131.5	38.491	128.0	IN PIT		1:38.019	P	91.35	0.755	09:50:02.099
4 - D1	OUTLAP	101.6	41.515	126.6	39.479	90.9	3:54.618		38.16	2:17.354	09:53:56.717
5 - D1	22.390	115.7	39.958	127.0	39.008	90.9	1:41.356		88.34	4.092	09:55:38.073
6 - D1	21.691	120.2	40.268	124.9	39.129	91.4	1:41.088		88.58	3.824	09:57:19.161
7 - D1	21.619	121.1	39.715	127.3	38.654	91.1	1:39.988		89.55	2.724	09:58:59.149
8 - D1	21.705	122.4	39.693	128.3	38.936	91.4	1:40.334		89.24	3.070	10:00:39.483
9 - D1	22.015	121.7	39.431	127.8	38.465	91.6	1:39.911		89.62	2.647	10:02:19.394
10 - D1	22.008	120.4	40.778	126.6	38.677	90.6	1:41.463		88.25	4.199	10:04:00.857
11 - D1	21.624	124.2	39.447	127.0	38.242	90.1	1:39.313		90.16	2.049	10:05:40.170
12 - D1	21.558	121.3	39.365	127.5	38.350	93.4	1:39.273		90.20	2.009	10:07:19.443
13 - D1	21.513	121.7	39.433	126.6	38.407	88.6	1:39.353		90.12	2.089	10:08:58.796
14 - D1	22.662	120.9	40.114	125.4	IN PIT		1:44.691	P	85.53	7.427	10:10:43.487
15 - D1	OUTLAP	106.8	39.871	125.4	39.212	91.8	4:22.091		34.16	2:44.827	10:15:05.578
16 - D1	21.596	121.1	39.626	127.3	38.191	91.6	1:39.413		90.07	2.149	10:16:44.991
17 - D1	22.338	113.1	39.669	127.5	37.936	92.5	1:39.943		89.59	2.679	10:18:24.934
18 - D1	21.520	123.8	39.802	127.8	37.999	92.1	1:39.321		90.15	2.057	10:20:04.255
19 - D1	21.449	122.2	39.458	127.5	38.117	92.5	1:39.024	(3)	90.42	1.760	10:21:43.279
20 - D1	21.552	112.2	44.277	125.6	40.911	87.0	1:46.740		83.89	9.476	10:23:30.019
21 - D1	21.994	117.5	40.481	128.0	38.347	91.5	1:40.822		88.81	3.558	10:25:10.841
22 - D1	21.805	121.7	39.727	128.0	38.488	90.6	1:40.020		89.52	2.756	10:26:50.861
23 - D1	21.850	120.6	39.470	128.5	40.102	83.5	1:41.422		88.28	4.158	10:28:32.283
24 - D1	21.909	120.9	40.469	126.8	38.345	91.1	1:40.723		88.90	3.459	10:30:13.006
25 - D1	21.472	122.2	39.617	127.3	38.288	92.3	1:39.377		90.10	2.113	10:31:52.383
26 - D1	21.535	122.2	39.582	126.8	38.121	92.3	1:39.238		90.23	1.974	10:33:31.621
27 - D1	21.607	119.1	40.034	127.3	IN PIT		1:43.133	P	86.82	5.869	10:35:14.754
28 - D1	OUTLAP	133.9	38.738	128.8	37.341	91.9	2:58.779		50.08	1:21.515	10:38:13.533
29 - D1	21.173	128.3	41.098	104.5	38.056	93.2	1:40.327		89.25	3.063	10:39:53.860
30 - D1	21.146	128.0	38.659	130.0	IN PIT		1:38.262	P	91.12	0.998	10:41:32.122

P26 72 GT4PA Balfe Motorsport			McLaren 570S GT4								
IDEAL LAP TIME : 1:37.179		BEST LAP TIME : 1:37.265		DIFFERENCE : 0.086							
D1: Adam BALON		D2: Ben BARNICOAT									
LAP	SECTOR 1	SECTOR 2	SECTOR 3	LAP TIME	MPH	DIFF	TIME OF DAY				
1 - D2	21.442	124.0	38.888	124.9	37.637	90.3	1:37.967		91.40	0.702	09:47:13.076
2 - D2	21.463	125.6	38.699	126.8	37.330	90.3	1:37.492	(2)	91.84	0.227	09:48:50.568
3 - D2	21.455	127.5	38.866	127.3	38.293	91.1	1:38.614		90.80	1.349	09:50:29.182
4 - D2	21.885	118.9	38.930	125.9	37.490	91.6	1:38.305		91.08	1.040	09:52:07.487
5 - D2	21.645	108.9	39.003	125.9	37.397	89.9	1:38.045		91.33	0.780	09:53:45.532
6 - D2	21.279	130.8	38.670	125.9	37.316	90.1	1:37.265	(1)	92.06		09:55:22.797
7 - D2	21.599	128.0	38.751	126.6	IN PIT		1:40.309	P	89.26	3.044	09:57:03.106
8 - D1	OUTLAP	113.1	40.725	104.2	42.043	87.2	4:37.116		32.31	2:59.851	10:01:40.222
9 - D1	21.967	125.9	39.626	124.9	38.171	89.5	1:39.764		89.75	2.499	10:03:19.986
10 - D1	21.866	125.4	39.224	126.3	38.358	90.4	1:39.448		90.04	2.183	10:04:59.434
11 - D1	21.678	124.2	40.044	126.6	37.801	90.3	1:39.523		89.97	2.258	10:06:38.957

Weather / Track : Overcast / Dry

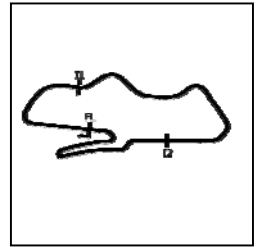
Donington Park GP

Circuit Length = 2.4873 miles

Start: 09:43 Flag 10:43 End: 10:46

British GT Championship

FREE PRACTICE 1 - SECTOR ANALYSIS



SECTOR 1 = FL to I1, SECTOR 2 = I1 to I2, SECTOR 3 = I2 to FL, DIFF = Difference To Personal Best Lap, P = Crossed Finish Line in Pit Lane, D = Time Disallowed

12 - D1	21.536	128.0	39.161	124.7	41.150	88.8	1:41.847	87.92	4.582	10:08:20.804	
13 - D1	21.485	129.5	39.711	125.6	38.210	89.3	1:39.406	90.07	2.141	10:10:00.210	
14 - D1	21.444	128.5	39.691	126.1	37.970	89.4	1:39.105	90.35	1.840	10:11:39.315	
15 - D1	21.450	125.4	39.259	124.0	38.645	90.8	1:39.354	90.12	2.089	10:13:18.669	
16 - D1	21.510	130.5	39.158	124.2	37.864	90.5	1:38.532	90.87	1.267	10:14:57.201	
17 - D1	21.266	129.8	39.108	125.2	37.900	90.3	1:38.274	91.11	1.009	10:16:35.475	
18 - D1	21.316	129.3	39.140	125.9	37.991	90.1	1:38.447	90.95	1.182	10:18:13.922	
19 - D1	21.454	127.5	39.077	126.3	IN PIT		1:41.397	P	88.31	4.132	10:19:55.319
20 - D1	OUTLAP	121.1	39.746	100.0	38.913	90.1	4:09.136	35.94	2:31.871	10:24:04.455	
21 - D1	21.397	129.3	38.982	125.2	39.728	91.0	1:40.107	89.44	2.842	10:25:44.562	
22 - D1	21.262	130.5	39.345	127.8	37.766	91.1	1:38.373	91.02	1.108	10:27:22.935	
23 - D1	21.244	127.5	39.071	126.8	37.646	90.8	1:37.961	91.40	0.696	10:29:00.896	
24 - D1	21.214	129.8	38.814	127.3	37.948	89.5	1:37.976	91.39	0.711	10:30:38.872	
25 - D1	21.924	103.8	39.779	124.5	IN PIT		1:44.237	P	85.90	6.972	10:32:23.109
26 - D1	OUTLAP	124.7	39.148	127.3	40.720	92.1	4:02.072	36.99	2:24.807	10:36:25.181	
27 - D1	21.193	131.3	39.022	127.0	37.610	90.1	1:37.825	(3)	91.53	0.560	10:38:03.006
28 - D1	21.387	130.5	39.072	125.9	37.767	89.1	1:38.226	91.16	0.961	10:39:41.232	
29 - D1	21.251	131.3	38.820	127.5	37.784	90.0	1:37.855	91.50	0.590	10:41:19.087	
30 - D1	22.018	123.5	40.306	125.9	42.638	91.0	1:44.962	85.31	7.697	10:43:04.049	

P27 54 GT4PA UltraTek Racing Team RJN

Nissan 370Z GT4

IDEAL LAP TIME : 1:37.435 BEST LAP TIME : 1:37.435

DIFFERENCE : 0.000

D1: JM LITTMAN D2: Stephen JOHANSEN

LAP	SECTOR 1	SECTOR 2	SECTOR 3	LAP TIME	MPH	DIFF	TIME OF DAY				
1 - D2	22.208	99.8	41.115	128.5	38.917	91.8	1:42.240	87.58	4.805	09:47:09.049	
2 - D2	21.817	106.1	39.420	129.3	38.350	92.4	1:39.587	89.91	2.152	09:48:48.636	
3 - D2	21.764	111.8	40.276	128.8	39.462	92.9	1:41.502	88.21	4.067	09:50:30.138	
4 - D2	22.082	102.1	39.508	129.8	37.965	93.3	1:39.555	89.94	2.120	09:52:09.693	
5 - D2	21.708	105.1	40.495	113.1	IN PIT		1:44.683	P	85.53	7.248	09:53:54.376
6 - D2	OUTLAP	86.8	49.061	123.3	44.881	89.4	5:56.482	25.11	4:19.047	09:59:50.858	
7 - D2	22.616	108.7	41.128	128.0	41.305	89.5	1:45.049	85.24	7.614	10:01:35.907	
8 - D2	21.866	112.9	41.165	129.5	39.301	92.8	1:42.332	87.50	4.897	10:03:18.239	
9 - D2	21.706	115.7	40.347	128.3	39.996	91.5	1:42.049	87.74	4.614	10:05:00.288	
10 - D2	21.583	112.4	39.961	128.8	38.812	89.7	1:40.356	89.22	2.921	10:06:40.644	
11 - D2	21.583	116.3	40.067	127.8	38.796	91.4	1:40.446	89.14	3.011	10:08:21.090	
12 - D2	21.788	116.3	39.752	129.5	38.451	92.1	1:39.991	89.55	2.556	10:10:01.081	
13 - D2	21.712	113.7	39.596	129.3	38.342	91.6	1:39.650	89.85	2.215	10:11:40.731	
14 - D2	21.448	117.1	39.109	130.3	39.754	91.4	1:40.311	89.26	2.876	10:13:21.042	
15 - D2	21.870	114.9	39.496	128.3	38.111	90.5	1:39.477	90.01	2.042	10:15:00.519	
16 - D2	21.393	117.1	39.488	128.8	38.043	89.7	1:38.924	90.51	1.489	10:16:39.443	
17 - D2	21.533	114.1	40.592	127.3	IN PIT		1:45.634	P	84.76	8.199	10:18:25.077
18 - D1	OUTLAP	103.5	41.155	127.8	38.720	92.8	4:30.371	33.11	2:52.936	10:22:55.448	
19 - D1	21.485	115.9	39.432	128.8	38.049	92.1	1:38.966	90.48	1.531	10:24:34.414	
20 - D1	21.411	116.1	39.665	129.0	37.906	92.6	1:38.982	90.46	1.547	10:26:13.396	
21 - D1	21.349	114.9	39.015	129.3	IN PIT		1:41.074	P	88.59	3.639	10:27:54.470
22 - D1	OUTLAP	108.5	39.837	128.3	38.328	93.0	3:40.158	40.67	2:02.723	10:31:34.628	
23 - D1	21.302	119.4	38.798	129.0	37.630	92.5	1:37.730	(2)	91.62	0.295	10:33:12.358
24 - D1	21.273	119.6	38.853	129.0	37.691	91.9	1:37.817	(3)	91.54	0.382	10:34:50.175
25 - D1	21.260	122.4	39.537	129.3	37.582	92.1	1:38.379	91.01	0.944	10:36:28.554	
26 - D1	21.103	120.0	38.759	129.5	37.573	92.3	1:37.435	(1)	91.90	10:38:05.989	
27 - D1	21.273	121.7	39.608	129.0	39.144	90.3	1:40.025	89.52	2.590	10:39:46.014	
28 - D1	21.600	114.9	39.878	129.8	38.696	92.0	1:40.174	89.38	2.739	10:41:26.188	
29 - D1	21.612	121.3	40.023	128.0	38.442	93.2	1:40.077	89.47	2.642	10:43:06.265	

P28 62 GT4S Academy Motorsport

Aston Martin V8 Vantage GT4

IDEAL LAP TIME : 1:37.207 BEST LAP TIME : 1:37.459

DIFFERENCE : 0.252

D1: Will MOORE D2: Matt NICOLL-JONES

LAP	SECTOR 1	SECTOR 2	SECTOR 3	LAP TIME	MPH	DIFF	TIME OF DAY				
1 - D2	OUTLAP	120.2	38.963	130.5	38.470	91.3	2:01.337	73.79	23.878	09:47:36.374	
2 - D2	21.307	118.5	38.863	131.3	38.356	92.9	1:38.526	90.88	1.067	09:49:14.900	
3 - D2	21.289	124.7	38.479	130.8	37.771	92.3	1:37.539	(3)	91.80	0.080	09:50:52.439
4 - D2	21.405	120.4	40.320	129.8	IN PIT		1:52.408	P	79.66	14.949	09:52:44.847
5 - D1	OUTLAP	105.6	40.202	129.5	38.081	89.0	4:29.807	33.18	2:52.348	09:57:14.654	

Donington Park GP

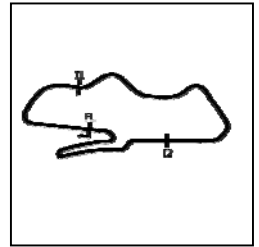
Circuit Length = 2.4873 miles

Start: 09:43 Flag 10:43 End: 10:46

Weather / Track : Overcast / Dry

British GT Championship

FREE PRACTICE 1 - SECTOR ANALYSIS



SECTOR 1 = FL to I1, SECTOR 2 = I1 to I2, SECTOR 3 = I2 to FL, DIFF = Difference To Personal Best Lap, P = Crossed Finish Line in Pit Lane, D = Time Disallowed

6 - D1	21.481	116.9	39.150	130.0	38.144	90.1	1:38.775	90.65	1.316	09:58:53.429
7 - D1	21.844	120.9	39.101	130.0	39.619	90.6	1:40.564	89.04	3.105	10:00:33.993
8 - D1	21.224	127.3	38.888	130.3	45.982	90.9	1:46.094	84.40	8.635	10:02:20.087
9 - D1	21.786	120.6	39.579	130.3	37.852	90.9	1:39.217	90.25	1.758	10:03:59.304
10 - D1	21.251	127.8	38.824	128.5	37.595	90.6	1:37.670	91.68	0.211	10:05:36.974
11 - D1	21.260	130.3	38.471	130.5	37.728	92.0	1:37.459 (1)	91.87		10:07:14.433
12 - D1	21.141	129.5	38.639	130.8	37.688	90.5	1:37.468 (2)	91.87	0.009	10:08:51.901
13 - D1	21.246	132.6	39.166	102.2	IN PIT		1:46.844 P	83.80	9.385	10:10:38.745

P29 61 GT4S Academy Motorsport

Aston Martin V8 Vantage GT4

IDEAL LAP TIME : 1:37.036 BEST LAP TIME : 1:37.463 DIFFERENCE : 0.427
 D1: Tom WOOD D2: Jan JONCK

LAP	SECTOR 1	SECTOR 2	SECTOR 3	LAP TIME	MPH	DIFF	TIME OF DAY			
1 - D2	OUTLAP	112.7	40.110	128.3	38.738	91.8	1:59.597	74.87	22.134	09:47:44.731
2 - D2	21.455	122.4	38.928	129.0	38.297	91.6	1:38.680	90.74	1.217	09:49:23.411
3 - D2	21.418	124.9	39.411	128.5	39.449	92.0	1:40.278	89.29	2.815	09:51:03.689
4 - D2	22.212	115.5	39.929	129.5	37.996	91.6	1:40.137	89.42	2.674	09:52:43.826
5 - D2	21.335	120.9	39.348	129.5	37.713	92.0	1:38.396	91.00	0.933	09:54:22.222
6 - D2	21.461	111.1	40.154	129.0	38.328	90.8	1:39.943	89.59	2.480	09:56:02.165
7 - D2	21.550	124.0	38.978	130.0	IN PIT		1:41.796 P	87.96	4.333	09:57:43.961
8 - D1	OUTLAP	103.7	41.852	131.0	39.033	90.0	4:43.979	31.53	3:06.516	10:02:27.940
9 - D1	21.723	115.5	39.505	132.1	38.606	90.4	1:39.834	89.69	2.371	10:04:07.774
10 - D1	21.557	120.6	39.219	130.8	38.006	90.8	1:38.782	90.64	1.319	10:05:46.556
11 - D1	21.448	122.6	39.394	131.0	38.431	90.4	1:39.273	90.20	1.810	10:07:25.829
12 - D1	23.236	120.6	42.527	106.0	39.442	90.3	1:45.205	85.11	7.742	10:09:11.034
13 - D1	21.407	126.6	39.007	130.8	IN PIT		1:42.901 P	87.02	5.438	10:10:53.935
14 - D1	OUTLAP	112.7	40.998	122.2	44.631	89.8	13:13.536	11.28	11:36.073	10:24:07.471
15 - D1	22.199	119.6	39.832	129.8	38.880	90.4	1:40.911	88.73	3.448	10:25:48.382
16 - D1	21.419	127.8	38.670	131.5	38.130	93.3	1:38.219	91.16	0.756	10:27:26.601
17 - D1	21.170	124.2	40.913	105.3	IN PIT		1:44.207 P	85.92	6.744	10:29:10.808
18 - D2	OUTLAP	117.1	39.484	129.5	38.338	91.0	5:55.558	25.18	4:18.095	10:35:06.366
19 - D2	21.260	124.0	39.183	129.8	37.979	92.5	1:38.422	90.98	0.959	10:36:44.788
20 - D2	21.241	124.5	38.790	129.8	38.038	92.5	1:38.069 (3)	91.30	0.606	10:38:22.857
21 - D2	21.132	125.6	38.911	130.8	37.420	92.3	1:37.463 (1)	91.87		10:40:00.320
22 - D2	21.536	126.3	38.594	130.5	37.407	92.6	1:37.537 (2)	91.80	0.074	10:41:37.857
23 - D2	21.035	124.9	38.874	130.5	IN PIT		1:45.087 P	85.20	7.624	10:43:22.944

P30 89 GT4PA ProTechnika

Mercedes-AMG GT4

IDEAL LAP TIME : 1:37.467 BEST LAP TIME : 1:37.744 DIFFERENCE : 0.277
 D1: Anna WALEWSKA D2: Tom CANNING

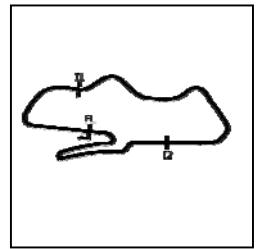
LAP	SECTOR 1	SECTOR 2	SECTOR 3	LAP TIME	MPH	DIFF	TIME OF DAY			
1 - D1	OUTLAP	85.7	49.198	119.6	45.283	84.8	3:39.795	40.74	2:02.051	09:49:47.837
2 - D1	24.260	89.2	46.887	113.5	45.397	84.3	1:56.544	76.83	18.800	09:51:44.381
3 - D1	24.731	94.9	44.689	126.6	41.655	86.3	1:51.075	80.61	13.331	09:53:35.456
4 - D1	23.112	102.4	42.479	126.1	41.483	86.4	1:47.074	83.62	9.330	09:55:22.530
5 - D1	22.833	106.1	42.631	121.7	41.390	87.1	1:46.854	83.80	9.110	09:57:09.384
6 - D1	22.657	107.0	41.066	126.8	40.858	87.8	1:44.581	85.62	6.837	09:58:53.965
7 - D1	23.876	107.8	41.299	129.5	41.777	86.5	1:46.952	83.72	9.208	10:00:40.917
8 - D1	22.159	110.7	40.165	128.8	IN PIT		1:45.963 P	84.50	8.219	10:02:26.880
9 - D1	OUTLAP	99.5	42.787	128.3	39.888	87.8	4:16.012	34.97	2:38.268	10:06:42.892
10 - D1	22.566	113.1	40.981	128.8	39.789	87.7	1:43.336	86.65	5.592	10:08:26.228
11 - D1	22.324	114.1	40.981	128.0	39.594	88.6	1:42.899	87.02	5.155	10:10:09.127
12 - D1	21.907	115.9	40.000	127.8	38.964	89.7	1:40.871	88.77	3.127	10:11:49.998
13 - D1	21.787	116.1	39.829	127.8	39.146	89.0	1:40.762	88.86	3.018	10:13:30.760
14 - D1	21.846	116.1	39.964	128.8	IN PIT		1:45.598 P	84.79	7.854	10:15:16.358
15 - D2	OUTLAP	109.1	40.238	127.3	40.153	88.6	5:11.940	28.70	3:34.196	10:20:28.298
16 - D2	22.047	119.1	39.350	128.3	39.519	88.3	1:40.916	88.73	3.172	10:22:09.214
17 - D2	21.636	126.3	39.107	128.3	38.539	89.3	1:39.282	90.19	1.538	10:23:48.496
18 - D2	21.471	126.6	39.059	128.5	38.786	88.0	1:39.316	90.16	1.572	10:25:27.812
19 - D2	21.696	127.8	38.507	129.0	38.791	87.4	1:38.994	90.45	1.250	10:27:06.806
20 - D2	21.474	128.5	38.950	129.0	38.517	87.8	1:38.941	90.50	1.197	10:28:45.747
21 - D2	21.436	130.5	40.297	121.5	38.642	87.8	1:40.375	89.21	2.631	10:30:26.122
22 - D2	21.563	113.3	38.901	128.5	38.474	88.8	1:38.938	90.50	1.194	10:32:05.060

Weather / Track : Overcast / Dry

Donington Park GP
 Circuit Length = 2.4873 miles
 Start: 09:43 Flag 10:43 End: 10:46

British GT Championship

FREE PRACTICE 1 - SECTOR ANALYSIS



SECTOR 1 = FL to I1, SECTOR 2 = I1 to I2, SECTOR 3 = I2 to FL, DIFF = Difference To Personal Best Lap, P = Crossed Finish Line in Pit Lane, D = Time Disallowed

23 - D2	21.555	123.1	38.587	129.0	38.264	88.7	1:38.406	90.99	0.662	10:33:43.466
24 - D2	21.463	127.3	39.119	129.0	38.046	89.3	1:38.628	90.79	0.884	10:35:22.094
25 - D2	21.306	127.3	38.770	129.0	38.032	88.6	1:38.108 (3)	91.27	0.364	10:37:00.202
26 - D2	21.295	125.4	38.618	129.0	38.214	87.9	1:38.127	91.25	0.383	10:38:38.329
27 - D2	21.373	127.8	38.618	129.0	38.181	87.8	1:38.172	91.21	0.428	10:40:16.501
28 - D2	21.440	128.5	38.399	129.3	38.129	88.8	1:37.968 (2)	91.40	0.224	10:41:54.469
29 - D2	21.572	126.8	38.365	129.3	37.807	89.3	1:37.744 (1)	91.61		10:43:32.213

P31 22 GT4PA Invictus Games Racing

Jaguar F-TYPE SVR GT4

IDEAL LAP TIME : 1:37.497

BEST LAP TIME : 1:37.805

DIFFERENCE : 0.308

D1: Steve MCCULLY D2: Jason WOLFE

LAP	SECTOR 1	SECTOR 2	SECTOR 3	LAP TIME	MPH	DIFF	TIME OF DAY			
1 - D1				1:44.386	85.78	6.581	09:53:52.845			
2 - D1				1:43.197	86.77	5.392	09:55:36.042			
3 - D1				1:40.382	89.20	2.577	09:57:16.424			
4 - D1			IN PIT	1:53.088 P	79.18	15.283	09:59:09.512			
5 - D2	OUTLAP	109.2	39.760	129.5	38.875	91.6	5:14.049	28.51	3:36.244	10:04:23.562
6 - D2	21.264	129.0	38.688	130.5	37.853	92.8	1:37.805 (1)	91.55		10:06:01.367
7 - D2	21.260	120.2	39.741	128.5	39.083	92.4	1:40.084	89.46	2.279	10:07:41.451
8 - D2	21.602	126.3	39.204	129.0	38.829	92.0	1:39.635	89.87	1.830	10:09:21.086
9 - D2	21.576	117.3	39.301	129.5	IN PIT		1:42.142 P	87.66	4.337	10:11:03.228
10 - D2	OUTLAP	114.9	39.359	128.5	39.300	91.4	13:19.391	11.20	11:41.586	10:24:22.619
11 - D2	21.221	130.0	38.495	130.0	38.177	92.1	1:37.893 (2)	91.47	0.088	10:26:00.512
12 - D2	21.252	126.1	38.826	129.8	38.661	93.5	1:38.739	90.68	0.934	10:27:39.251
13 - D2	21.149	130.8	39.304	129.5	39.107	92.3	1:39.560	89.94	1.755	10:29:18.811
14 - D2	21.376	124.5	39.040	129.8	38.824	92.5	1:39.240	90.23	1.435	10:30:58.051
15 - D2	21.909	123.3	38.762	129.8	38.224	92.4	1:38.895	90.54	1.090	10:32:36.946
16 - D2	21.423	125.6	38.600	130.0	38.631	92.4	1:38.654	90.76	0.849	10:34:15.600
17 - D2	21.811	126.1	39.947	129.8	38.453	91.5	1:40.211	89.35	2.406	10:35:55.811
18 - D2	21.387	129.0	38.629	129.8	38.101	92.0	1:38.117 (3)	91.26	0.312	10:37:33.928
19 - D2	21.361	127.5	38.700	129.8	38.478	92.3	1:38.539	90.87	0.734	10:39:12.467
20 - D2	21.317	128.5	38.968	129.0	38.594	92.1	1:38.879	90.55	1.074	10:40:51.346
21 - D2	21.596	121.5	41.295	129.3	38.510	91.4	1:41.401	88.30	3.596	10:42:32.747
22 - D2	22.759	105.6	42.729	113.7	IN PIT		1:52.031 P	79.92	14.226	10:44:24.778

P32 88 GT4S Team HARD. With Trade Price Cars

Ginetta G55 GT4

IDEAL LAP TIME : 1:39.854

BEST LAP TIME : 1:40.356

DIFFERENCE : 0.502

D1: Graham ROBERTS D2: Benjamin WALLACE

LAP	SECTOR 1	SECTOR 2	SECTOR 3	LAP TIME	MPH	DIFF	TIME OF DAY			
1 - D1	25.580	101.0	44.075	119.8	44.536	87.7	1:54.191	78.41	13.835	09:48:00.553
2 - D1	23.160	108.7	44.121	120.4	41.523	88.1	1:48.804	82.29	8.448	09:49:49.357
3 - D1	23.513	99.2	43.638	119.6	42.607	87.9	1:49.758	81.58	9.402	09:51:39.115
4 - D1	23.026	110.0	41.322	122.2	41.245	89.5	1:45.593	84.80	5.237	09:53:24.708
5 - D1	22.816	118.7	41.247	122.0	40.091	89.4	1:44.154	85.97	3.798	09:55:08.862
6 - D1	22.488	116.5	41.686	121.7	40.102	89.0	1:44.276	85.87	3.920	09:56:53.138
7 - D1	22.645	115.9	41.575	122.2	IN PIT		1:47.747 P	83.10	7.391	09:58:40.885
8 - D2	OUTLAP	107.5	42.449	120.6	41.028	88.0	9:27.200	15.78	7:46.844	10:08:08.085
9 - D2	22.359	119.8	41.582	122.0	40.469	88.0	1:44.410	85.76	4.054	10:09:52.495
10 - D2	22.390	120.6	41.202	122.0	40.617	88.0	1:44.209	85.92	3.853	10:11:36.704
11 - D2	22.500	122.4	40.340	121.1	42.696	89.0	1:45.536	84.84	5.180	10:13:22.240
12 - D2	22.504	122.0	40.140	122.4	IN PIT		1:47.736 P	83.11	7.380	10:15:09.976
13 - D1	OUTLAP	81.6	50.610	118.1	41.804	88.4	5:23.929	27.64	3:43.573	10:20:33.905
14 - D1	23.254	103.4	42.626	121.1	41.379	88.0	1:47.259	83.48	6.903	10:22:21.164
15 - D1	22.587	109.1	41.528	102.7	41.523	89.8	1:45.638	84.76	5.282	10:24:06.802
16 - D1	22.231	114.7	40.352	122.4	39.922	89.1	1:42.505	87.35	2.149	10:25:49.307
17 - D1	22.150	114.7	40.673	123.5	39.406	88.6	1:42.229	87.59	1.873	10:27:31.536
18 - D1	22.276	116.1	39.947	122.6	41.908	89.1	1:44.131	85.99	3.775	10:29:15.667
19 - D1	22.775	120.0	39.698	122.4	39.283	88.7	1:41.756	87.99	1.400	10:30:57.423
20 - D1	23.080	110.0	40.000	123.3	39.202	88.5	1:42.282	87.54	1.926	10:32:39.705
21 - D1	21.998	121.3	39.770	123.3	38.805	89.7	1:40.573 (3)	89.03	0.217	10:34:20.278
22 - D1	22.203	116.3	40.561	121.3	41.658	89.8	1:44.422	85.75	4.066	10:36:04.700
23 - D1	22.013	109.4	40.756	122.6	38.903	89.7	1:41.672	88.07	1.316	10:37:46.372
24 - D1	21.740	122.2	40.382	121.7	38.991	89.1	1:41.113	88.55	0.757	10:39:27.485

Donington Park GP

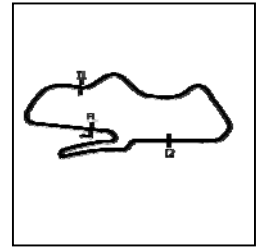
Circuit Length = 2.4873 miles

Start: 09:43 Flag 10:43 End: 10:46

Weather / Track : Overcast / Dry

British GT Championship

FREE PRACTICE 1 - SECTOR ANALYSIS



SECTOR 1 = FL to I1, SECTOR 2 = I1 to I2, SECTOR 3 = I2 to FL, DIFF = Difference To Personal Best Lap, P = Crossed Finish Line in Pit Lane, D = Time Disallowed

25 - D1	21.888	121.7	39.309	123.1	39.159	89.7	1:40.356 (1)	89.22		10:41:07.841
26 - D1	21.916	120.6	39.380	122.6	39.202	89.2	1:40.498 (2)	89.10	0.142	10:42:48.339
27 - D1	21.740	123.5	39.703	123.1	39.278	88.8	1:40.721	88.90	0.365	10:44:29.060

British GT Championship

FREE PRACTICE 1 - BEST SECTORS

SECTOR 1			SECTOR 2			SECTOR 3			IDEAL / BEST COMPARISON						
POS	NO	NAME	TIME	NO	NAME	TIME	NO	NAME	TIME	POS	NO	NAME	IDEAL	BEST	DIFF
													PERFECT LAP	1:27.349	
1	17	TF Sport	18.993	17	TF Sport	34.299	75	Optimum Motorspor	34.057	1	17	TF Sport	1:27.539	1:27.774	0.235
2	24	RJN Motorsport	19.123	11	TF Sport	34.520	11	TF Sport	34.125	2	75	Optimum Motorsport	1:27.811	1:27.858	0.047
3	75	Optimum Motorspor	19.127	7	Team Parker Racing	34.556	33	Barwell Motorsport	34.182	3	11	TF Sport	1:27.814	1:27.997	0.183
4	11	TF Sport	19.169	116	ERC Sport	34.582	116	ERC Sport	34.186	4	116	ERC Sport	1:27.940	1:28.030	0.090
5	33	Barwell Motorsport	19.169	33	Barwell Motorsport	34.589	99	Beechdean AMR	34.220	5	33	Barwell Motorsport	1:27.940	1:28.004	0.064
6	116	ERC Sport	19.172	75	Optimum Motorspor	34.627	17	TF Sport	34.247	6	99	Beechdean AMR	1:28.104	1:28.266	0.162
7	99	Beechdean AMR	19.215	99	Beechdean AMR	34.669	69	Barwell Motorsport	34.394	7	69	Barwell Motorsport	1:28.453	1:28.524	0.071
8	1	Team Parker Racing	19.305	69	Barwell Motorsport	34.743	7	Team Parker Racing	34.554	8	7	Team Parker Racing L	1:28.455	1:28.987	0.532
9	69	Barwell Motorsport	19.316	1	Team Parker Racing	34.777	47	Jetstream Motorspo	34.715	9	24	RJN Motorsport	1:28.974	1:29.134	0.160
10	47	Jetstream Motorspo	19.339	24	RJN Motorsport	34.927	1	Team Parker Racing	34.893	10	1	Team Parker Racing L	1:28.975	1:29.076	0.101
11	7	Team Parker Racing	19.345	47	Jetstream Motorspo	35.083	101	Balfe Motorsport	34.900	11	47	Jetstream Motorsport	1:29.137	1:29.216	0.079
12	70	JMH Auto	19.407	101	Balfe Motorsport	35.697	70	JMH Auto	34.908	12	70	JMH Auto	1:30.238	1:30.238	0.000
13	101	Balfe Motorsport	19.731	70	JMH Auto	35.923	24	RJN Motorsport	34.924	13	101	Balfe Motorsport	1:30.328	1:30.374	0.046
14	10	Equipe Verschuur	20.809	66	Team Parker Racing	37.780	10	Equipe Verschuur	36.728	14	10	Equipe Verschuur	1:35.529	1:36.017	0.488
15	43	Century Motorsport	20.980	10	Equipe Verschuur	37.992	66	Team Parker Racing	36.880	15	66	Team Parker Racing L	1:35.776	1:35.908	0.132
16	42	Century Motorsport	20.991	43	Century Motorsport	37.998	53	UltraTek Racing Tez	36.956	16	43	Century Motorsport	1:35.996	1:36.137	0.141
17	61	Academy Motorspor	21.035	4	Tolman Motorsport I	38.049	43	Century Motorsport	37.018	17	4	Tolman Motorsport Ltc	1:36.282	1:36.309	0.027
18	25	Ciceley Motorsport	21.058	55	HHC Motorsport	38.055	4	Tolman Motorsport I	37.143	18	42	Century Motorsport	1:36.326	1:36.368	0.042
19	56	Tolman Motorsport I	21.060	25	Ciceley Motorsport	38.190	42	Century Motorsport	37.144	19	53	UltraTek Racing Tear	1:36.608	1:36.617	0.009
20	4	Tolman Motorsport I	21.090	42	Century Motorsport	38.191	5	Tolman Motorsport I	37.191	20	5	Tolman Motorsport Ltc	1:36.717	1:36.750	0.033
21	54	UltraTek Racing Tez	21.103	44	Invictus Games Rac	38.331	44	Invictus Games Rac	37.256	21	25	Ciceley Motorsport	1:36.789	1:37.041	0.252
22	5	Tolman Motorsport I	21.112	89	ProTechnika	38.365	72	Balfe Motorsport	37.316	22	56	Tolman Motorsport Ltc	1:36.790	1:37.264	0.474
23	66	Team Parker Racing	21.116	56	Tolman Motorsport I	38.389	56	Tolman Motorsport I	37.341	23	44	Invictus Games Rac	1:36.889	1:36.920	0.031
24	53	UltraTek Racing Tez	21.133	5	Tolman Motorsport I	38.414	61	Academy Motorspor	37.407	24	55	HHC Motorsport	1:36.926	1:37.251	0.325
25	62	Academy Motorspor	21.141	62	Academy Motorspor	38.471	55	HHC Motorsport	37.509	25	61	Academy Motorsport	1:37.036	1:37.463	0.427
26	22	Invictus Games Rac	21.149	22	Invictus Games Rac	38.495	25	Ciceley Motorsport	37.541	26	72	Balfe Motorsport	1:37.179	1:37.265	0.086
27	72	Balfe Motorsport	21.193	53	UltraTek Racing Tez	38.519	54	UltraTek Racing Tez	37.573	27	62	Academy Motorsport	1:37.207	1:37.459	0.252
28	89	ProTechnika	21.295	61	Academy Motorspor	38.594	62	Academy Motorspor	37.595	28	54	UltraTek Racing Tear	1:37.435	1:37.435	0.000
29	44	Invictus Games Rac	21.302	72	Balfe Motorsport	38.670	89	ProTechnika	37.807	29	89	ProTechnika	1:37.467	1:37.744	0.277
30	55	HHC Motorsport	21.362	54	UltraTek Racing Tez	38.759	22	Invictus Games Rac	37.853	30	22	Invictus Games Rac	1:37.497	1:37.805	0.308
31	88	Team HARD. With T	21.740	88	Team HARD. With T	39.309	88	Team HARD. With T	38.805	31	88	Team HARD. With Tr	1:39.854	1:40.356	0.502
32										32	86	Steller Motorsport		1:36.402	

Weather / Track : Overcast / Dry

Results can be found at www.tsl-timing.com

Donington Park GP

Circuit Length = 2.4873 miles

Start: 09:43 Flag 10:43 End: 10:46

Printed - 10:49 Saturday, 22 September 2018

British GT Championship

FREE PRACTICE 1 - BEST SPEEDS

POS	INTERMEDIATE 1			INTERMEDIATE 2			FINISH LINE		
	NO	NAME	MPH	NO	NAME	MPH	NO	NAME	MPH
1	11	TF Sport	147.8	70	JMH Auto	146.5	70	JMH Auto	107.0
2	17	TF Sport	147.4	24	RJN Motorsport	145.5	17	TF Sport	104.0
3	99	Beechdean AMR	147.1	11	TF Sport	144.3	75	Optimum Motorsport	103.2
4	1	Team Parker Racing Ltd	146.8	75	Optimum Motorsport	143.7	24	RJN Motorsport	103.0
5	24	RJN Motorsport	146.2	99	Beechdean AMR	143.7	1	Team Parker Racing Ltd	102.7
6	33	Barwell Motorsport	145.8	1	Team Parker Racing Ltd	143.7	11	TF Sport	102.4
7	47	Jetstream Motorsport	145.8	17	TF Sport	143.3	99	Beechdean AMR	102.2
8	75	Optimum Motorsport	144.9	33	Barwell Motorsport	142.4	69	Barwell Motorsport	102.1
9	7	Team Parker Racing Ltd	144.9	47	Jetstream Motorsport	142.4	7	Team Parker Racing Ltd	102.1
10	116	ERC Sport	144.3	7	Team Parker Racing Ltd	141.8	47	Jetstream Motorsport	102.1
11	69	Barwell Motorsport	141.8	69	Barwell Motorsport	141.5	116	ERC Sport	101.6
12	101	Balfe Motorsport	136.1	116	ERC Sport	140.9	33	Barwell Motorsport	101.5
13	10	Equipe Verschuur	135.8	101	Balfe Motorsport	140.1	101	Balfe Motorsport	101.5
14	42	Century Motorsport	134.2	61	Academy Motorsport	132.1	10	Equipe Verschuur	97.1
15	56	Tolman Motorsport Ltd	133.9	10	Equipe Verschuur	131.3	56	Tolman Motorsport Ltd	94.3
16	25	Ciceley Motorsport	133.1	62	Academy Motorsport	131.3	5	Tolman Motorsport Ltd	94.2
17	62	Academy Motorsport	132.6	22	Invictus Games Racing	130.5	22	Invictus Games Racing	93.5
18	66	Team Parker Racing Ltd	131.8	42	Century Motorsport	130.3	4	Tolman Motorsport Ltd	93.4
19	43	Century Motorsport	131.5	25	Ciceley Motorsport	130.3	54	UltraTek Racing Team RJN	93.3
20	4	Tolman Motorsport Ltd	131.3	54	UltraTek Racing Team RJN	130.3	61	Academy Motorsport	93.3
21	72	Balfe Motorsport	131.3	56	Tolman Motorsport Ltd	130.0	62	Academy Motorsport	92.9
22	5	Tolman Motorsport Ltd	130.8	66	Team Parker Racing Ltd	129.8	43	Century Motorsport	92.6
23	22	Invictus Games Racing	130.8	5	Tolman Motorsport Ltd	129.8	55	HHC Motorsport	92.6
24	89	ProTechnika	130.5	44	Invictus Games Racing	129.8	53	UltraTek Racing Team RJN	92.5
25	44	Invictus Games Racing	129.3	43	Century Motorsport	129.5	42	Century Motorsport	92.1
26	55	HHC Motorsport	128.3	89	ProTechnika	129.5	72	Balfe Motorsport	92.1
27	61	Academy Motorsport	127.8	53	UltraTek Racing Team RJN	129.3	44	Invictus Games Racing	92.0
28	53	UltraTek Racing Team RJN	126.8	4	Tolman Motorsport Ltd	129.0	25	Ciceley Motorsport	90.4
29	70	JMH Auto	125.2	72	Balfe Motorsport	127.8	66	Team Parker Racing Ltd	89.9
30	88	Team HARD. With Trade Price C	123.5	55	HHC Motorsport	125.9	88	Team HARD. With Trade Price C	89.8
31	54	UltraTek Racing Team RJN	122.4	88	Team HARD. With Trade Price C	123.5	89	ProTechnika	89.7
32									

Weather / Track : Overcast / Dry

Results can be found at www.tsl-timing.com

Donington Park GP

Circuit Length = 2.4873 miles

Start: 09:43 Flag 10:43 End: 10:46

Printed - 10:49 Saturday, 22 September 2018

British GT Championship

FREE PRACTICE 1 - DRIVER STATISTICS

POS	NO	CL	PIC	TEAM / DRIVERS	CAR	LAPS	RACE TIME	%	BEST	ON	MPH
1	17	GT3PA	1	TF Sport Derek JOHNSTON Marco SORENSEN	Aston Martin V12 Vantage GT3	29	54:11.000				
						16	26:12.616	48.37	1:29.764	24	99.75
						13	22:38.688	41.79	1:27.774	27	102.01
2	75	GT3PA	2	Optimum Motorsport Flick HAIGH Jonny ADAM	Aston Martin V12 Vantage GT3	31	1:00:08.060				
						22	35:15.431	58.63	1:29.208	11	100.37
						9	18:12.220	30.27	1:27.858	30	101.91
3	11	GT3PA	3	TF Sport Mark FARMER Nicki THIM	Aston Martin V12 Vantage GT3	27	59:53.013				
						16	26:12.913	43.78	1:29.854	6	99.65
						11	25:12.305	42.09	1:27.997	27	101.75
4	33	GT3PA	4	Barwell Motorsport Jon MINSHAW Phil KEEN	Lamborghini Huracan GT3	32	57:30.527				
						18	28:49.423	50.12	1:29.532	7	100.01
						14	27:22.826	47.61	1:28.004	22	101.75
5	116	GT3PA	5	ERC Sport Lee MOWLE Yelmer BUURMAN	Mercedes-AMG GT3	33	1:01:17.004				
						20	33:16.875	54.31	1:30.609	12	98.82
						13	24:47.806	40.46	1:28.030	28	101.72
6	99	GT3PA	6	Beechdean AMR Andrew HOWARD Darren TURNER	Aston Martin V12 Vantage GT3	32	1:01:12.524				
						16	28:55.572	47.26	1:30.055	8	99.43
						16	30:41.321	50.14	1:28.266	20	101.44
7	69	GT3PA	7	Barwell Motorsport Sam DE HAAN Jonny COCKER	Lamborghini Huracan GT3	29	58:18.053				
						22	33:31.870	57.51	1:30.044	16	99.44
						7	14:22.958	24.67	1:28.524	5	101.15
8	7	GT3PA	8	Team Parker Racing Ltd Ian LOGGIE Callum MACLEOD	Bentley Continental GT3	28	58:19.833				
						19	29:20.109	50.29	1:29.863	28	99.64
						9	20:02.992	34.37	1:28.987	1	100.62
9	1	GT3PA	9	Team Parker Racing Ltd Rick PARFITT JNR Ryan RATCLIFFE	Bentley Continental GT3	31	59:05.354				
						18	27:15.748	46.14	1:29.413	16	100.14
						13	24:44.486	41.87	1:29.076	4	100.52
10	24	GT3PA	10	RJN Motorsport Chris BUNCOMBE Struan MOORE	Nissan GT-R NISMO GT3	29	1:01:26.540				
						15	27:34.091	44.87	1:30.647	28	98.78
						14	28:19.851	46.11	1:29.134	21	100.46
11	47	GT3PA	11	Jetstream Motorsport Graham DAVIDSON Maxime MARTIN	Aston Martin V12 Vantage GT3	30	57:00.997				
						19	34:07.761	59.86	1:30.407	8	99.04
						11	18:11.221	31.90	1:29.216	15	100.36
12	70	GTCPA	1	JMH Auto John SEALE Marcus CLUTTON	Ferrari 488 Challenge	25	56:09.195				
						15	33:28.214	59.61	1:32.865	19	96.42
						10	22:40.981	40.39	1:30.238	9	99.23
13	101	GT3PA	12	Balfe Motorsport Graham JOHNSON Mike ROBINSON	McLaren 650S GT3	19	59:56.261				
						11	21:08.470	35.27	1:30.374	5	99.08
						8	12:15.210	20.44	1:31.089	15	98.30
14	66	GT4PA	1	Team Parker Racing Ltd Nick JONES Scott MALVERN	Mercedes-AMG GT4	23	54:52.734				
						8	13:11.631	24.04	1:37.209	22	92.11
						15	28:30.962	51.96	1:35.908	7	93.36
15	10	GT4S	1	Equipe Verschuur Finlay HUTCHISON Daniel MCKAY	McLaren 570S GT4	26	57:21.475				
						12	20:11.681	35.21	1:36.017	23	93.25
						14	27:22.616	47.73	1:36.356	7	92.93
16	43	GT4S	2	Century Motorsport Dean MACDONALD Jack MITCHELL	BMW M4 GT4	25	51:26.299				
						11	18:15.485	35.50	1:36.453	22	92.83
						14	27:47.874	54.04	1:36.137	12	93.14
17	4	GT4S	3	Tolman Motorsport Ltd Michael O'BRIEN Charlie FAGG	McLaren 570S GT4	27	59:57.108				
						12	27:16.107	45.48	1:36.881	18	92.42
						15	28:02.782	46.78	1:36.309	27	92.97
18	42	GT4S	4	Century Motorsport Ben TUCK Ben GREEN	BMW M4 GT4	24	51:28.548				
						12	24:06.262	46.83	1:36.368	8	92.91
						12	19:35.491	38.06	1:36.772	20	92.53
19	86 *	GT4PA	2	Steller Motorsport Richard WILLIAMS Sennan FIELDING	Toyota GT86	24	55:05.388				
						24	55:05.388	100.00	1:36.402	20	92.88
						0	0.000	0.00		0	

Donington Park GP

Circuit Length = 2.4873 miles

Start: 09:43 Flag 10:43 End: 10:46

Weather / Track : Overcast / Dry

British GT Championship

FREE PRACTICE 1 - DRIVER STATISTICS

POS	NO	CL	PIC	TEAM / DRIVERS	CAR	LAPS	RACE TIME	%	BEST	ON	MPH
20	53	GT4PA	3	UltraTek Racing Team RJN Kelvin FLETCHER Martin PLOWMAN	Nissan 370Z GT4	28	1:00:24.775				
						10	19:06.459	31.63	1:37.186	15	92.13
						18	36:26.669	60.33	1:36.617	27	92.67
21	5	GT4S	5	Tolman Motorsport Ltd Lewis PROCTOR Jordan ALBERT	McLaren 570S GT4	31	57:32.130				
						17	29:23.832	51.09	1:37.192	30	92.13
						14	28:08.298	48.91	1:36.750	19	92.55
22	44	GT4PA	4	Invictus Games Racing Paul VICE Matthew GEORGE	Jaguar F-TYPE SVR GT4	21	59:28.370				
						13	23:36.544	39.70	1:44.435	20	85.74
						8	20:01.785	33.68	1:36.920	7	92.39
23	25	GT4PA	5	Ciceley Motorsport David FAIRBROTHER Adam MORGAN	Mercedes-AMG GT4	29	57:44.611				
						14	28:57.264	50.14	1:39.777	12	89.74
						15	24:42.446	42.79	1:37.041	28	92.27
24	55	GT4S	6	HHC Motorsport Callum POINTON Patrik MATTHIESEN	Ginetta G55 GT4	7	58:58.815				
						3	52:26.613	88.92	1:37.897	2	91.46
						4	6:32.202	11.08	1:37.251	7	92.07
25	56	GT4PA	6	Tolman Motorsport Ltd David PATTISON Joe OSBORNE	McLaren 570S GT4	30	58:04.395				
						30	51:51.971	89.31	1:37.264	2	92.06
						0	0.000	0.00		0	
26	72	GT4PA	7	Balfe Motorsport Adam BALON Ben BARNICOAT	McLaren 570S GT4	30	59:12.735				
						23	38:20.183	64.74	1:37.825	27	91.53
						7	16:03.675	27.12	1:37.265	6	92.06
27	54	GT4PA	8	UltraTek Racing Team RJN JM LITTMAN Stephen JOHANSEN	Nissan 370Z GT4	29	59:31.013				
						12	19:52.191	33.39	1:37.435	26	91.90
						17	33:40.882	56.59	1:38.924	16	90.51
28	62	GT4S	7	Academy Motorsport Will MOORE Matt NICOLL-JONES	Aston Martin V8 Vantage GT4	13	26:54.328				
						9	17:17.938	64.30	1:37.459	11	91.87
						4	9:36.390	35.70	1:37.539	3	91.80
29	61	GT4S	8	Academy Motorsport Tom WOOD Jan JONCK	Aston Martin V8 Vantage GT4	23	59:33.451				
						10	21:12.193	35.60	1:38.219	16	91.16
						13	26:34.188	44.61	1:37.463	21	91.87
30	89	GT4PA	9	ProTechnika Anna WALEWSKA Tom CANNING	Mercedes-AMG GT4	29	59:33.060				
						14	30:36.493	51.40	1:40.762	13	88.86
						15	24:44.900	41.56	1:37.744	29	91.61
31	22	GT4PA	10	Invictus Games Racing Steve MCCULLY Jason WOLFE	Jaguar F-TYPE SVR GT4	22	52:16.319				
						4	10:37.002	20.31	1:40.382	3	89.20
						18	29:58.084	57.33	1:37.805	6	91.55
32	88	GT4S	9	Team HARD. With Trade Price Cars Graham ROBERTS Benjamin WALLACE	Ginetta G55 GT4	27	1:00:43.113				
						22	48:31.955	79.93	1:40.356	25	89.22
						5	12:11.158	20.07	1:44.209	10	85.92

Car 86 – Please fit a working transponder MSA Q12.2.1

British GT Championship

FREE PRACTICE 1 - PIT STOP ANALYSIS

P1	17 GT3PA	TF Sport	Aston Martin V12 Vantage GT3				
D1: Derek JOHNSTON	Total Stint: 16 Laps - 26:12.616 (48.37%)		Best Lap: 1:29.764 On Lap 24 @ 99.75 mph				
D2: Marco SORENSEN	Total Stint: 13 Laps - 22:38.688 (41.79%)		Best Lap: 1:27.774 On Lap 27 @ 102.01 mph				

STOP	IN TIME	DRIVER IN	STINT TIME	STOP TIME	TOTAL STOP TIME	OUT TIME	DRIVER OUT
1 -	09:50:54.093	Marco SORENSEN	9:11.679	2:32.399	2:32.399	09:53:26.492	Marco SORENSEN
2 -	10:00:55.363	Marco SORENSEN	7:28.871	1:30.323	4:02.722	10:02:25.686	Derek JOHNSTON
3 -	10:14:37.694	Derek JOHNSTON	12:12.008	2:47.297	6:50.019	10:17:24.991	Derek JOHNSTON
4 -	10:29:28.524	Derek JOHNSTON	12:03.533	1:57.075	8:47.094	10:31:25.599	Marco SORENSEN
5 -	10:37:27.863	Marco SORENSEN					

P2	75 GT3PA	Optimum Motorsport	Aston Martin V12 Vantage GT3				
D1: Flick HAIGH	Total Stint: 22 Laps - 35:15.431 (58.63%)		Best Lap: 1:29.208 On Lap 11 @ 100.37 mph				
D2: Jonny ADAM	Total Stint: 9 Laps - 18:12.220 (30.27%)		Best Lap: 1:27.858 On Lap 30 @ 101.91 mph				

STOP	IN TIME	DRIVER IN	STINT TIME	STOP TIME	TOTAL STOP TIME	OUT TIME	DRIVER OUT
1 -	09:52:41.559	Jonny ADAM	11:03.068	2:46.326	2:46.326	09:55:27.885	Flick HAIGH
2 -	10:16:49.324	Flick HAIGH	21:21.439	4:48.365	7:34.691	10:21:37.689	Flick HAIGH
3 -	10:29:12.383	Flick HAIGH	7:34.694	1:52.044	9:26.735	10:31:04.427	Flick HAIGH
4 -	10:35:54.226	Flick HAIGH	4:49.799	1:29.499	10:56.234	10:37:23.725	Jonny ADAM
-	Finish	Jonny ADAM	6:07.042				

P3	11 GT3PA	TF Sport	Aston Martin V12 Vantage GT3				
D1: Mark FARMER	Total Stint: 16 Laps - 26:12.913 (43.78%)		Best Lap: 1:29.854 On Lap 6 @ 99.65 mph				
D2: Nicki THIM	Total Stint: 11 Laps - 25:12.305 (42.09%)		Best Lap: 1:27.997 On Lap 27 @ 101.75 mph				

STOP	IN TIME	DRIVER IN	STINT TIME	STOP TIME	TOTAL STOP TIME	OUT TIME	DRIVER OUT
1 -	09:50:55.179	Nicki THIM	9:14.745	7:18.429	7:18.429	09:58:13.608	Mark FARMER
2 -	10:02:49.828	Mark FARMER	4:36.220	3:54.550	11:12.979	10:06:44.378	Mark FARMER
3 -	10:21:59.687	Mark FARMER	15:15.309	4:33.245	15:46.224	10:26:32.932	Mark FARMER
4 -	10:31:14.171	Mark FARMER	4:41.239	1:40.145	17:26.369	10:32:54.316	Nicki THIM
-	Finish	Nicki THIM	10:17.647				

P4	33 GT3PA	Barwell Motorsport	Lamborghini Huracan GT3				
D1: Jon MINSHAW	Total Stint: 18 Laps - 28:49.423 (50.12%)		Best Lap: 1:29.532 On Lap 7 @ 100.01 mph				
D2: Phil KEEN	Total Stint: 14 Laps - 27:22.826 (47.61%)		Best Lap: 1:28.004 On Lap 22 @ 101.75 mph				

STOP	IN TIME	DRIVER IN	STINT TIME	STOP TIME	TOTAL STOP TIME	OUT TIME	DRIVER OUT
1 -	09:51:01.484	Phil KEEN	9:07.735	3:31.394	3:31.394	09:54:32.878	Jon MINSHAW
2 -	10:09:52.592	Jon MINSHAW	15:19.714	1:23.095	4:54.489	10:11:15.687	Phil KEEN
3 -	10:20:08.178	Phil KEEN	8:52.491	1:18.278	6:12.767	10:21:26.456	Phil KEEN
4 -	10:27:19.119	Phil KEEN	5:52.663	1:31.190	7:43.957	10:28:50.309	Jon MINSHAW
5 -	10:40:56.923	Jon MINSHAW					

P5	116 GT3PA	ERC Sport	Mercedes-AMG GT3				
D1: Lee MOWLE	Total Stint: 20 Laps - 33:16.875 (54.31%)		Best Lap: 1:30.609 On Lap 12 @ 98.82 mph				
D2: Yelmer BUURMAN	Total Stint: 13 Laps - 24:47.806 (40.46%)		Best Lap: 1:28.030 On Lap 28 @ 101.72 mph				

STOP	IN TIME	DRIVER IN	STINT TIME	STOP TIME	TOTAL STOP TIME	OUT TIME	DRIVER OUT
1 -	09:52:28.352	Yelmer BUURMAN	10:56.746	2:00.920	2:00.920	09:54:29.272	Lee MOWLE
2 -	10:08:18.411	Lee MOWLE	13:49.139	3:12.323	5:13.243	10:11:30.734	Lee MOWLE
3 -	10:22:16.348	Lee MOWLE	10:45.614	2:31.829	7:45.072	10:24:48.177	Yelmer BUURMAN
4 -	10:36:41.552	Yelmer BUURMAN	11:53.375	1:34.828	9:19.900	10:38:16.380	Lee MOWLE
5 -	10:44:26.673	Lee MOWLE					

P6	99 GT3PA	Beechdean AMR	Aston Martin V12 Vantage GT3				
D1: Andrew HOWARD	Total Stint: 16 Laps - 28:55.572 (47.26%)		Best Lap: 1:30.055 On Lap 8 @ 99.43 mph				
D2: Darren TURNER	Total Stint: 16 Laps - 30:41.321 (50.14%)		Best Lap: 1:28.266 On Lap 20 @ 101.44 mph				

STOP	IN TIME	DRIVER IN	STINT TIME	STOP TIME	TOTAL STOP TIME	OUT TIME	DRIVER OUT
1 -	09:52:26.891	Darren TURNER	10:44.427	3:14.077	3:14.077	09:55:40.968	Andrew HOWARD
2 -	10:03:25.241	Andrew HOWARD	7:44.273	4:23.519	7:37.596	10:07:48.760	Darren TURNER
3 -	10:16:54.101	Darren TURNER	9:05.341	1:35.631	9:13.227	10:18:29.732	Darren TURNER
4 -	10:25:56.007	Darren TURNER	7:26.275	1:46.907	11:00.134	10:27:42.914	Andrew HOWARD
5 -	10:44:30.694	Andrew HOWARD					

British GT Championship

FREE PRACTICE 1 - PIT STOP ANALYSIS

P7	69 GT3PA	Barwell Motorsport	Lamborghini Huracan GT3				
D1: Sam DE HAAN	Total Stint: 22 Laps - 33:31.870 (57.51%)		Best Lap: 1:30.044 On Lap 16 @ 99.44 mph				
D2: Jonny COCKER	Total Stint: 7 Laps - 14:22.958 (24.67%)		Best Lap: 1:28.524 On Lap 5 @ 101.15 mph				

STOP	IN TIME	DRIVER IN	STINT TIME	STOP TIME	TOTAL STOP TIME	OUT TIME	DRIVER OUT
1 -	09:53:52.465	Jonny COCKER	12:22.423	2:31.833	2:31.833	09:56:24.298	Jonny COCKER
2 -	09:57:54.173	Jonny COCKER	1:29.875	2:06.392	4:38.225	10:00:00.565	Sam DE HAAN
3 -	10:15:17.626	Sam DE HAAN	15:17.061	7:51.392	12:29.617	10:23:09.018	Sam DE HAAN
4 -	10:41:23.827	Sam DE HAAN					

P8	7 GT3PA	Team Parker Racing Ltd	Bentley Continental GT3				
D1: Ian LOGGIE	Total Stint: 19 Laps - 29:20.109 (50.29%)		Best Lap: 1:29.863 On Lap 28 @ 99.64 mph				
D2: Callum MACLEOD	Total Stint: 9 Laps - 20:02.992 (34.37%)		Best Lap: 1:28.987 On Lap 1 @ 100.62 mph				

STOP	IN TIME	DRIVER IN	STINT TIME	STOP TIME	TOTAL STOP TIME	OUT TIME	DRIVER OUT
1 -	09:52:49.164	Callum MACLEOD	9:16.209	3:01.000	3:01.000	09:55:50.164	Callum MACLEOD
2 -	09:59:00.919	Callum MACLEOD	3:10.755	3:12.775	6:13.775	10:02:13.694	Callum MACLEOD
3 -	10:06:52.004	Callum MACLEOD	4:38.310	4:29.499	10:43.274	10:11:21.503	Ian LOGGIE
4 -	10:19:12.224	Ian LOGGIE	7:50.721	2:42.957	13:26.231	10:21:55.181	Ian LOGGIE
-	Finish	Ian LOGGIE	21:29.388				

P9	1 GT3PA	Team Parker Racing Ltd	Bentley Continental GT3				
D1: Rick PARFITT JNR	Total Stint: 18 Laps - 27:15.748 (46.14%)		Best Lap: 1:29.413 On Lap 16 @ 100.14 mph				
D2: Ryan RATCLIFFE	Total Stint: 13 Laps - 24:44.486 (41.87%)		Best Lap: 1:29.076 On Lap 4 @ 100.52 mph				

STOP	IN TIME	DRIVER IN	STINT TIME	STOP TIME	TOTAL STOP TIME	OUT TIME	DRIVER OUT
1 -	09:59:06.463	Ryan RATCLIFFE	15:09.441	4:08.235	4:08.235	10:03:14.698	Ryan RATCLIFFE
2 -	10:10:50.050	Ryan RATCLIFFE	7:35.352	3:30.526	7:38.761	10:14:20.576	Rick PARFITT JNR
3 -	10:30:57.901	Rick PARFITT JNR	16:37.325	2:56.885	10:35.646	10:33:54.786	Rick PARFITT JNR
4 -	10:44:33.209	Rick PARFITT JNR					

P10	24 GT3PA	RJN Motorsport	Nissan GT-R NISMO GT3				
D1: Chris BUNCOMBE	Total Stint: 15 Laps - 27:34.091 (44.87%)		Best Lap: 1:30.647 On Lap 28 @ 98.78 mph				
D2: Struan MOORE	Total Stint: 14 Laps - 28:19.851 (46.11%)		Best Lap: 1:29.134 On Lap 21 @ 100.46 mph				

STOP	IN TIME	DRIVER IN	STINT TIME	STOP TIME	TOTAL STOP TIME	OUT TIME	DRIVER OUT
1 -	09:52:40.279	Struan MOORE	10:59.598	3:12.861	3:12.861	09:55:53.140	Struan MOORE
2 -	10:01:56.498	Struan MOORE	6:03.358	3:17.295	6:30.156	10:05:13.793	Chris BUNCOMBE
3 -	10:21:05.721	Chris BUNCOMBE	15:51.928	3:50.577	10:20.733	10:24:56.298	Struan MOORE
4 -	10:29:30.151	Struan MOORE	4:33.853	2:19.737	12:40.470	10:31:49.888	Struan MOORE
5 -	10:34:57.300	Struan MOORE	3:07.412	1:57.941	14:38.411	10:36:55.241	Chris BUNCOMBE
6 -	10:44:46.827	Chris BUNCOMBE					

P11	47 GT3PA	Jetstream Motorsport	Aston Martin V12 Vantage GT3				
D1: Graham DAVIDSON	Total Stint: 19 Laps - 34:07.761 (59.86%)		Best Lap: 1:30.407 On Lap 8 @ 99.04 mph				
D2: Maxime MARTIN	Total Stint: 11 Laps - 18:11.221 (31.9%)		Best Lap: 1:29.216 On Lap 15 @ 100.36 mph				

STOP	IN TIME	DRIVER IN	STINT TIME	STOP TIME	TOTAL STOP TIME	OUT TIME	DRIVER OUT
1 -	09:52:35.447	Graham DAVIDSON	11:02.539	2:08.543	2:08.543	09:54:43.990	Graham DAVIDSON
2 -	10:02:30.063	Graham DAVIDSON	7:46.073	1:58.147	4:06.690	10:04:28.210	Maxime MARTIN
3 -	10:15:03.578	Maxime MARTIN	10:35.368	2:33.472	6:40.162	10:17:37.050	Maxime MARTIN
4 -	10:23:39.997	Maxime MARTIN	6:02.947	1:32.906	8:13.068	10:25:12.903	Graham DAVIDSON
5 -	10:40:12.500	Graham DAVIDSON					

P12	70 GTCPA	JMH Auto	Ferrari 488 Challenge				
D1: John SEALE	Total Stint: 15 Laps - 33:28.214 (59.61%)		Best Lap: 1:32.865 On Lap 19 @ 96.42 mph				
D2: Marcus CLUTTON	Total Stint: 10 Laps - 22:40.981 (40.39%)		Best Lap: 1:30.238 On Lap 9 @ 99.23 mph				

STOP	IN TIME	DRIVER IN	STINT TIME	STOP TIME	TOTAL STOP TIME	OUT TIME	DRIVER OUT
1 -	09:54:21.438	Marcus CLUTTON	12:38.388	2:18.032	2:18.032	09:56:39.470	Marcus CLUTTON
2 -	10:02:28.758	Marcus CLUTTON	18:27.676	3:37.521	5:55.553	10:06:06.279	John SEALE
3 -	10:10:48.585	John SEALE	4:42.306	44.878	6:40.431	10:11:33.463	John SEALE
4 -	10:13:00.432	John SEALE	6:09.275	6:34.668	13:15.099	10:19:35.100	John SEALE
5 -	10:28:52.222	John SEALE	15:26.397	2:50.642	16:05.741	10:31:42.864	John SEALE
6 -	10:39:34.493	John SEALE					

Weather / Track : Overcast / Dry

Donington Park GP
Circuit Length = 2.4873 miles
Start: 09:43 Flag 10:43 End: 10:46

British GT Championship

FREE PRACTICE 1 - PIT STOP ANALYSIS

P13	101 GT3PA	Balfe Motorsport	McLaren 650S GT3
D1: Graham JOHNSON	Total Stint: 11 Laps - 21:08.470 (35.27%)		Best Lap: 1:30.374 On Lap 5 @ 99.08 mph
D2: Mike ROBINSON	Total Stint: 8 Laps - 12:15.210 (20.44%)		Best Lap: 1:31.089 On Lap 15 @ 98.30 mph

STOP	IN TIME	DRIVER IN	STINT TIME	STOP TIME	TOTAL STOP TIME	OUT TIME	DRIVER OUT
1 -	09:45:03.901	Graham JOHNSON	1:49.079	25:44.934	25:44.934	10:10:48.835	Graham JOHNSON
2 -	10:12:26.191	Graham JOHNSON	1:37.356	47.647	26:32.581	10:13:13.838	Graham JOHNSON
3 -	10:28:34.960	Graham JOHNSON	15:21.122	2:20.913	28:53.494	10:30:55.873	Mike ROBINSON
-	Finish	Mike ROBINSON	12:15.210				

P14	66 GT4PA	Team Parker Racing Ltd	Mercedes-AMG GT4
D1: Nick JONES	Total Stint: 8 Laps - 13:11.631 (24.04%)		Best Lap: 1:37.209 On Lap 22 @ 92.11 mph
D2: Scott MALVERN	Total Stint: 15 Laps - 28:30.962 (51.96%)		Best Lap: 1:35.908 On Lap 7 @ 93.36 mph

STOP	IN TIME	DRIVER IN	STINT TIME	STOP TIME	TOTAL STOP TIME	OUT TIME	DRIVER OUT
1 -	09:46:49.733	Scott MALVERN	5:01.219	5:29.547	5:29.547	09:52:19.280	Scott MALVERN
2 -	10:03:50.775	Scott MALVERN	11:31.495	3:33.820	9:03.367	10:07:24.595	Scott MALVERN
3 -	10:13:54.084	Scott MALVERN	6:29.489	4:06.774	13:10.141	10:18:00.858	Scott MALVERN
4 -	10:22:48.702	Scott MALVERN	4:47.844	2:22.205	15:32.346	10:25:10.907	Nick JONES
5 -	10:38:22.538	Nick JONES					

P15	10 GT4S	Equipe Verschuur	McLaren 570S GT4
D1: Finlay HUTCHISON	Total Stint: 12 Laps - 20:11.681 (35.21%)		Best Lap: 1:36.017 On Lap 23 @ 93.25 mph
D2: Daniel MCKAY	Total Stint: 14 Laps - 27:22.616 (47.73%)		Best Lap: 1:36.356 On Lap 7 @ 92.93 mph

STOP	IN TIME	DRIVER IN	STINT TIME	STOP TIME	TOTAL STOP TIME	OUT TIME	DRIVER OUT
1 -	09:45:46.726	Daniel MCKAY	1:52.005	1:06.016	1:06.016	09:46:52.742	Daniel MCKAY
2 -	10:09:45.716	Daniel MCKAY	22:52.974	2:37.637	3:43.653	10:12:23.353	Finlay HUTCHISON
3 -	10:14:24.220	Finlay HUTCHISON	2:00.867	4:32.826	8:16.479	10:18:57.046	Finlay HUTCHISON
4 -	10:33:40.725	Finlay HUTCHISON	14:43.679	4:08.336	12:24.815	10:37:49.061	Finlay HUTCHISON
5 -	10:41:16.196	Finlay HUTCHISON					

P16	43 GT4S	Century Motorsport	BMW M4 GT4
D1: Dean MACDONALD	Total Stint: 11 Laps - 18:15.485 (35.5%)		Best Lap: 1:36.453 On Lap 22 @ 92.83 mph
D2: Jack MITCHELL	Total Stint: 14 Laps - 27:47.874 (54.04%)		Best Lap: 1:36.137 On Lap 12 @ 93.14 mph

STOP	IN TIME	DRIVER IN	STINT TIME	STOP TIME	TOTAL STOP TIME	OUT TIME	DRIVER OUT
1 -	10:01:38.798	Jack MITCHELL	18:31.461	5:22.940	5:22.940	10:07:01.738	Jack MITCHELL
2 -	10:15:19.527	Jack MITCHELL	8:17.789	2:49.986	8:12.926	10:18:09.513	Dean MACDONALD
3 -	10:36:24.998	Dean MACDONALD					

P17	4 GT4S	Tolman Motorsport Ltd	McLaren 570S GT4
D1: Michael O'BRIEN	Total Stint: 12 Laps - 27:16.107 (45.48%)		Best Lap: 1:36.881 On Lap 18 @ 92.42 mph
D2: Charlie FAGG	Total Stint: 15 Laps - 28:02.782 (46.78%)		Best Lap: 1:36.309 On Lap 27 @ 92.97 mph

STOP	IN TIME	DRIVER IN	STINT TIME	STOP TIME	TOTAL STOP TIME	OUT TIME	DRIVER OUT
1 -	09:56:03.286	Michael O'BRIEN	13:18.924	2:26.148	2:26.148	09:58:29.434	Charlie FAGG
2 -	10:10:20.324	Charlie FAGG	11:50.890	2:58.120	5:24.268	10:13:18.444	Michael O'BRIEN
3 -	10:23:35.880	Michael O'BRIEN	10:17.436	2:55.699	8:19.967	10:26:31.579	Charlie FAGG
4 -	10:28:20.781	Charlie FAGG	1:49.202	1:43.235	10:03.202	10:30:04.016	Charlie FAGG
5 -	10:31:44.806	Charlie FAGG	1:40.790	2:54.984	12:58.186	10:34:39.790	Charlie FAGG
-	Finish	Charlie FAGG	9:43.780				

P18	42 GT4S	Century Motorsport	BMW M4 GT4
D1: Ben TUCK	Total Stint: 12 Laps - 24:06.262 (46.83%)		Best Lap: 1:36.368 On Lap 8 @ 92.91 mph
D2: Ben GREEN	Total Stint: 12 Laps - 19:35.491 (38.06%)		Best Lap: 1:36.772 On Lap 20 @ 92.53 mph

STOP	IN TIME	DRIVER IN	STINT TIME	STOP TIME	TOTAL STOP TIME	OUT TIME	DRIVER OUT
1 -	09:52:20.700	Ben TUCK	10:01.135	5:38.165	5:38.165	09:57:58.865	Ben TUCK
2 -	10:11:04.465	Ben TUCK	13:05.600	2:42.059	8:20.224	10:13:46.524	Ben GREEN
3 -	10:23:32.925	Ben GREEN	9:46.401	2:08.630	10:28.854	10:25:41.555	Ben GREEN
4 -	10:35:30.645	Ben GREEN					

P19	86 GT4PA	Steller Motorsport	Toyota GT86
D1: Richard WILLIAMS	Total Stint: 24 Laps - 55:05.388 (100%)		Best Lap: 1:36.402 On Lap 20 @ 92.88 mph
D2: Sennan FIELDING	Total Stint: 0 Laps		

STOP	IN TIME	DRIVER IN	STINT TIME	STOP TIME	TOTAL STOP TIME	OUT TIME	DRIVER OUT
1 -	09:53:01.323	Richard WILLIAMS	3:21.800	8:10.720	8:10.720	10:01:12.044	Richard WILLIAMS

Weather / Track : Overcast / Dry

Donington Park GP
Circuit Length = 2.4873 miles
Start: 09:43 Flag 10:43 End: 10:46

British GT Championship

FREE PRACTICE 1 - PIT STOP ANALYSIS

2 -	10:06:09.766	Richard WILLIAMS	16:30.243	4:47.293	12:58.014	10:10:57.060	Richard WILLIAMS
3 -	10:25:47.245	Richard WILLIAMS	36:07.722	7:28.981	20:26.995	10:33:16.227	Richard WILLIAMS
4 -	10:44:44.911	Richard WILLIAMS					

P20	53 GT4PA	UltraTek Racing Team RJN	Nissan 370Z GT4				
D1: Kelvin FLETCHER	Total Stint: 10 Laps - 19:06.459 (31.63%)		Best Lap: 1:37.186 On Lap 15 @ 92.13 mph				
D2: Martin PLOWMAN	Total Stint: 18 Laps - 36:26.669 (60.33%)		Best Lap: 1:36.617 On Lap 27 @ 92.67 mph				
STOP	IN TIME	DRIVER IN	STINT TIME	STOP TIME	TOTAL STOP TIME	OUT TIME	DRIVER OUT
1 -	09:50:59.186	Martin PLOWMAN	9:19.206	2:15.398	2:15.398	09:53:14.584	Martin PLOWMAN
2 -	09:59:54.309	Martin PLOWMAN	6:39.725	2:36.249	4:51.647	10:02:30.558	Martin PLOWMAN
3 -	10:07:31.058	Martin PLOWMAN	5:00.500	4:14.028	9:05.675	10:11:45.086	Kelvin FLETCHER
4 -	10:28:22.675	Kelvin FLETCHER	16:37.589	2:28.870	11:34.545	10:30:51.545	Martin PLOWMAN
5 -	10:44:03.418	Martin PLOWMAN					

P21	5 GT4S	Tolman Motorsport Ltd	McLaren 570S GT4				
D1: Lewis PROCTOR	Total Stint: 17 Laps - 29:23.832 (51.09%)		Best Lap: 1:37.192 On Lap 30 @ 92.13 mph				
D2: Jordan ALBERT	Total Stint: 14 Laps - 28:08.298 (48.91%)		Best Lap: 1:36.750 On Lap 19 @ 92.55 mph				
STOP	IN TIME	DRIVER IN	STINT TIME	STOP TIME	TOTAL STOP TIME	OUT TIME	DRIVER OUT
1 -	09:57:09.173	Jordan ALBERT	14:54.199	1:46.089	1:46.089	09:58:55.262	Lewis PROCTOR
2 -	10:12:06.720	Lewis PROCTOR	13:11.458	1:29.019	3:15.108	10:13:35.739	Jordan ALBERT
3 -	10:25:08.922	Jordan ALBERT	11:33.183	1:37.160	4:52.268	10:26:46.082	Lewis PROCTOR
4 -	10:41:29.437	Lewis PROCTOR					

P22	44 GT4PA	Invictus Games Racing	Jaguar F-TYPE SVR GT4				
D1: Paul VICE	Total Stint: 13 Laps - 23:36.544 (39.7%)		Best Lap: 1:44.435 On Lap 20 @ 85.74 mph				
D2: Matthew GEORGE	Total Stint: 8 Laps - 20:01.785 (33.68%)		Best Lap: 1:36.920 On Lap 7 @ 92.39 mph				
STOP	IN TIME	DRIVER IN	STINT TIME	STOP TIME	TOTAL STOP TIME	OUT TIME	DRIVER OUT
1 -	09:45:40.673	Matthew GEORGE	1:47.173	2:09.114	2:09.114	09:47:49.787	Matthew GEORGE
2 -	09:54:30.547	Matthew GEORGE	6:40.760	13:40.927	15:50.041	10:08:11.474	Matthew GEORGE
3 -	10:14:44.775	Matthew GEORGE	6:33.301	5:00.551	20:50.592	10:19:45.326	Paul VICE
4 -	10:43:21.870	Paul VICE					

P23	25 GT4PA	Ciceley Motorsport	Mercedes-AMG GT4				
D1: David FAIRBROTHER	Total Stint: 14 Laps - 28:57.264 (50.14%)		Best Lap: 1:39.777 On Lap 12 @ 89.74 mph				
D2: Adam MORGAN	Total Stint: 15 Laps - 24:42.446 (42.79%)		Best Lap: 1:37.041 On Lap 28 @ 92.27 mph				
STOP	IN TIME	DRIVER IN	STINT TIME	STOP TIME	TOTAL STOP TIME	OUT TIME	DRIVER OUT
1 -	09:58:34.439	David FAIRBROTHER	14:14.018	4:04.901	4:04.901	10:02:39.340	David FAIRBROTHER
2 -	10:16:10.264	David FAIRBROTHER	13:30.924	3:06.230	7:11.131	10:19:16.494	Adam MORGAN
3 -	10:43:58.940	Adam MORGAN					

P24	55 GT4S	HHC Motorsport	Ginetta G55 GT4				
D1: Callum POINTON	Total Stint: 3 Laps - 52:26.613 (88.92%)		Best Lap: 1:37.897 On Lap 2 @ 91.46 mph				
D2: Patrik MATTHIESEN	Total Stint: 4 Laps - 6:32.202 (11.08%)		Best Lap: 1:37.251 On Lap 7 @ 92.07 mph				
STOP	IN TIME	DRIVER IN	STINT TIME	STOP TIME	TOTAL STOP TIME	OUT TIME	DRIVER OUT
1 -	09:55:52.726	Callum POINTON	13:10.419	40:55.568	40:55.568	10:36:48.294	Patrik MATTHIESEN
-	Finish	Patrik MATTHIESEN	6:32.202				

P25	56 GT4PA	Tolman Motorsport Ltd	McLaren 570S GT4				
D1: David PATTISON	Total Stint: 30 Laps - 51:51.971 (89.31%)		Best Lap: 1:37.264 On Lap 2 @ 92.06 mph				
D2: Joe OSBORNE	Total Stint: 0 Laps						
STOP	IN TIME	DRIVER IN	STINT TIME	STOP TIME	TOTAL STOP TIME	OUT TIME	DRIVER OUT
1 -	09:50:02.099	David PATTISON	8:15.850	2:07.832	2:07.832	09:52:09.931	David PATTISON
2 -	10:10:43.487	David PATTISON	18:33.556	2:40.894	4:48.726	10:13:24.381	David PATTISON
3 -	10:35:14.754	David PATTISON	21:50.373	1:23.698	6:12.424	10:36:38.452	David PATTISON
4 -	10:41:32.122	David PATTISON					

P26	72 GT4PA	Baife Motorsport	McLaren 570S GT4				
D1: Adam BALON	Total Stint: 23 Laps - 38:20.183 (64.74%)		Best Lap: 1:37.825 On Lap 27 @ 91.53 mph				
D2: Ben BARNICOAT	Total Stint: 7 Laps - 16:03.675 (27.12%)		Best Lap: 1:37.265 On Lap 6 @ 92.06 mph				
STOP	IN TIME	DRIVER IN	STINT TIME	STOP TIME	TOTAL STOP TIME	OUT TIME	DRIVER OUT
1 -	09:57:03.106	Ben BARNICOAT	14:55.587	2:51.883	2:51.883	09:59:54.989	Adam BALON
2 -	10:19:55.319	Adam BALON	20:00.330	2:27.843	5:19.726	10:22:23.162	Adam BALON

Weather / Track : Overcast / Dry

Donington Park GP
Circuit Length = 2.4873 miles
Start: 09:43 Flag 10:43 End: 10:46

British GT Championship

FREE PRACTICE 1 - PIT STOP ANALYSIS

3 - 10:32:23.109 Adam BALON 9:59.947 2:21.034 7:40.760 10:34:44.143 Adam BALON
 - Finish Adam BALON 8:19.906

P27 54 GT4PA		UltraTek Racing Team RJN		Nissan 370Z GT4			
D1: JM LITTMAN		Total Stint: 12 Laps - 19:52.191 (33.39%)		Best Lap: 1:37.435 On Lap 26 @ 91.90 mph			
D2: Stephen JOHANSEN		Total Stint: 17 Laps - 33:40.882 (56.59%)		Best Lap: 1:38.924 On Lap 16 @ 90.51 mph			
STOP	IN TIME	DRIVER IN	STINT TIME	STOP TIME	TOTAL STOP TIME	OUT TIME	DRIVER OUT
1 -	09:53:54.376	Stephen JOHANSEN	12:10.681	3:56.412	3:56.412	09:57:50.788	Stephen JOHANSEN
2 -	10:18:25.077	Stephen JOHANSEN	20:34.289	2:47.469	6:43.881	10:21:12.546	JM LITTMAN
3 -	10:27:54.470	JM LITTMAN	6:41.924	2:01.528	8:45.409	10:29:55.998	JM LITTMAN
-	Finish	JM LITTMAN	13:10.267				

P28 62 GT4S		Academy Motorsport		Aston Martin V8 Vantage GT4			
D1: Will MOORE		Total Stint: 9 Laps - 17:17.938 (64.3%)		Best Lap: 1:37.459 On Lap 11 @ 91.87 mph			
D2: Matt NICOLL-JONES		Total Stint: 4 Laps - 9:36.390 (35.7%)		Best Lap: 1:37.539 On Lap 3 @ 91.80 mph			
STOP	IN TIME	DRIVER IN	STINT TIME	STOP TIME	TOTAL STOP TIME	OUT TIME	DRIVER OUT
1 -	09:45:35.037	Will MOORE	1:50.620	24.101	24.101	09:45:59.138	Matt NICOLL-JONES
2 -	09:52:44.847	Matt NICOLL-JONES	6:45.709	2:50.681	3:14.782	09:55:35.528	Will MOORE
3 -	10:10:38.745	Will MOORE					

P29 61 GT4S		Academy Motorsport		Aston Martin V8 Vantage GT4			
D1: Tom WOOD		Total Stint: 10 Laps - 21:12.193 (35.6%)		Best Lap: 1:38.219 On Lap 16 @ 91.16 mph			
D2: Jan JONCK		Total Stint: 13 Laps - 26:34.188 (44.61%)		Best Lap: 1:37.463 On Lap 21 @ 91.87 mph			
STOP	IN TIME	DRIVER IN	STINT TIME	STOP TIME	TOTAL STOP TIME	OUT TIME	DRIVER OUT
1 -	09:45:45.134	Jan JONCK	1:55.641	19.789	19.789	09:46:04.923	Jan JONCK
2 -	09:57:43.961	Jan JONCK	11:39.038	3:02.620	3:22.409	10:00:46.581	Tom WOOD
3 -	10:10:53.935	Tom WOOD	10:07.354	11:27.281	14:49.690	10:22:21.216	Tom WOOD
4 -	10:29:10.808	Tom WOOD	6:49.592	4:15.247	19:04.937	10:33:26.055	Jan JONCK
5 -	10:43:22.944	Jan JONCK					

P30 89 GT4PA		ProTechnika		Mercedes-AMG GT4			
D1: Anna WALEWSKA		Total Stint: 14 Laps - 30:36.493 (51.4%)		Best Lap: 1:40.762 On Lap 13 @ 88.86 mph			
D2: Tom CANNING		Total Stint: 15 Laps - 24:44.900 (41.56%)		Best Lap: 1:37.744 On Lap 29 @ 91.61 mph			
STOP	IN TIME	DRIVER IN	STINT TIME	STOP TIME	TOTAL STOP TIME	OUT TIME	DRIVER OUT
1 -	09:46:08.042	Anna WALEWSKA	2:08.889	1:40.671	1:40.671	09:47:48.713	Anna WALEWSKA
2 -	10:02:26.880	Anna WALEWSKA	14:38.167	2:30.996	4:11.667	10:04:57.876	Anna WALEWSKA
3 -	10:15:16.358	Anna WALEWSKA	10:18.482	3:30.955	7:42.622	10:18:47.313	Tom CANNING
-	Finish	Tom CANNING	24:44.900				

P31 22 GT4PA		Invictus Games Racing		Jaguar F-TYPE SVR GT4			
D1: Steve MCCULLY		Total Stint: 4 Laps - 10:37.002 (20.31%)		Best Lap: 1:40.382 On Lap 3 @ 89.20 mph			
D2: Jason WOLFE		Total Stint: 18 Laps - 29:58.084 (57.33%)		Best Lap: 1:37.805 On Lap 6 @ 91.55 mph			
STOP	IN TIME	DRIVER IN	STINT TIME	STOP TIME	TOTAL STOP TIME	OUT TIME	DRIVER OUT
1 -	09:59:09.512	Steve MCCULLY	7:01.053	3:35.948	3:35.948	10:02:45.461	Jason WOLFE
2 -	10:11:03.228	Jason WOLFE	8:17.767	11:41.233	15:17.181	10:22:44.461	Jason WOLFE
3 -	10:44:24.778	Jason WOLFE					

P32 88 GT4S		Team HARD. With Trade Price Cars		Ginetta G55 GT4			
D1: Graham ROBERTS		Total Stint: 22 Laps - 48:31.955 (79.93%)		Best Lap: 1:40.356 On Lap 25 @ 89.22 mph			
D2: Benjamin WALLACE		Total Stint: 5 Laps - 12:11.158 (20.07%)		Best Lap: 1:44.209 On Lap 10 @ 85.92 mph			
STOP	IN TIME	DRIVER IN	STINT TIME	STOP TIME	TOTAL STOP TIME	OUT TIME	DRIVER OUT
1 -	09:58:40.885	Graham ROBERTS	17:15.353	7:43.116	7:43.116	10:06:24.001	Benjamin WALLACE
2 -	10:15:09.976	Benjamin WALLACE	8:45.975	3:25.183	11:08.299	10:18:35.159	Graham ROBERTS
-	Finish	Graham ROBERTS	25:53.901				

British GT Championship

FREE PRACTICE 2 - CLASSIFICATION

POS	NO	CL	PIC	TEAM / DRIVERS	CAR	TIME	ON	LAPS	GAP	DIFF	MPH
1	99	GT3PA	1	Beechdean AMR Andrew HOWARD / Darren TURNER	Aston Martin V12 Vantage GT3	1:27.111	18	22			102.79
2	11	GT3PA	2	TF Sport Mark FARMER / Nicki THIM	Aston Martin V12 Vantage GT3	1:27.755	16	27	0.644	0.644	102.03
3	69	GT3PA	3	Barwell Motorsport Sam DE HAAN / Jonny COCKER	Lamborghini Huracan GT3	1:27.854	13	28	0.743	0.099	101.92
4	116	GT3PA	4	ERC Sport Lee MOWLE / Yelmer BUURMAN	Mercedes-AMG GT3	1:27.961	26	29	0.850	0.107	101.80
5	33	GT3PA	5	Barwell Motorsport Jon MINSHAW / Phil KEEN	Lamborghini Huracan GT3	1:28.110	19	28	0.999	0.149	101.62
6	17	GT3PA	6	TF Sport Derek JOHNSTON / Marco SORENSEN	Aston Martin V12 Vantage GT3	1:28.123	16	31	1.012	0.013	101.61
7	47	GT3PA	7	Jetstream Motorsport Graham DAVIDSON / Maxime MARTIN	Aston Martin V12 Vantage GT3	1:28.256	24	26	1.145	0.133	101.46
8	24	GT3PA	8	RJN Motorsport Chris BUNCOMBE / Struan MOORE	Nissan GT-R NISMO GT3	1:28.368	19	30	1.257	0.112	101.33
9	75	GT3PA	9	Optimum Motorsport Flick HAIGH / Jonny ADAM	Aston Martin V12 Vantage GT3	1:28.494	3	29	1.383	0.126	101.18
10	7	GT3PA	10	Team Parker Racing Ltd Ian LOGGIE / Callum MACLEOD	Bentley Continental GT3	1:28.549	2	26	1.438	0.055	101.12
11	1	GT3PA	11	Team Parker Racing Ltd Rick PARFITT JNR / Ryan RATCLIFFE	Bentley Continental GT3	1:29.243	21	25	2.132	0.694	100.33
12	101	GT3PA	12	Balfe Motorsport Graham JOHNSON / Mike ROBINSON	McLaren 650S GT3	1:29.356	12	22	2.245	0.113	100.21
13	70	GTCPA	1	JMH Auto John SEALE / Marcus CLUTTON	Ferrari 488 Challenge	1:30.429	23	25	3.318	1.073	99.02
14	43	GT4S	1	Century Motorsport Dean MACDONALD / Jack MITCHELL	BMW M4 GT4	1:35.512	7	16	8.401	5.083	93.75
15	62	GT4S	2	Academy Motorsport Will MOORE / Matt NICOLL-JONES	Aston Martin V8 Vantage GT4	1:36.047	21	24	8.936	0.535	93.22
16	10	GT4S	3	Equipe Verschuur Finlay HUTCHISON / Daniel MCKAY	McLaren 570S GT4	1:36.197	2	26	9.086	0.150	93.08
17	66	GT4PA	1	Team Parker Racing Ltd Nick JONES / Scott MALVERN	Mercedes-AMG GT4	1:36.209	6	22	9.098	0.012	93.07
18	55	GT4S	4	HHC Motorsport Callum POINTON / Patrik MATTHIESEN	Ginetta G55 GT4	1:36.234	16	25	9.123	0.025	93.04
19	25	GT4PA	2	Ciceley Motorsport David FAIRBROTHER / Adam MORGAN	Mercedes-AMG GT4	1:36.255	20	24	9.144	0.021	93.02
20	4	GT4S	5	Tolman Motorsport Ltd Michael O'BRIEN / Charlie FAGG	McLaren 570S GT4	1:36.264	17	24	9.153	0.009	93.01
21	42	GT4S	6	Century Motorsport Ben TUCK / Ben GREEN	BMW M4 GT4	1:36.342	9	26	9.231	0.078	92.94
22	56	GT4PA	3	Tolman Motorsport Ltd David PATTISON / Joe OSBORNE	McLaren 570S GT4	1:36.359	24	28	9.248	0.017	92.92
23	44	GT4PA	4	Invictus Games Racing Paul VICE / Matthew GEORGE	Jaguar F-TYPE SVR GT4	1:36.440	11	17	9.329	0.081	92.85
24	72	GT4PA	5	Balfe Motorsport Adam BALON / Ben BARNICOAT	McLaren 570S GT4	1:36.540	23	28	9.429	0.100	92.75
25	5	GT4S	7	Tolman Motorsport Ltd Lewis PROCTOR / Jordan ALBERT	McLaren 570S GT4	1:36.594	18	30	9.483	0.054	92.70
26	86	GT4PA	6	Steller Motorsport Richard WILLIAMS / Sennan FIELDING	Toyota GT86	1:36.605	21	22	9.494	0.011	92.69
27	53	GT4PA	7	UltraTek Racing Team RJN Kelvin FLETCHER / Martin PLOWMAN	Nissan 370Z GT4	1:36.787	14	25	9.676	0.182	92.51
28	61	GT4S	8	Academy Motorsport Tom WOOD / Jan JONCK	Aston Martin V8 Vantage GT4	1:37.071	17	28	9.960	0.284	92.24
29	54	GT4PA	8	UltraTek Racing Team RJN JM LITTMAN / Stephen JOHANSEN	Nissan 370Z GT4	1:37.509	7	19	10.398	0.438	91.83
30	22	GT4PA	9	Invictus Games Racing Steve MCCULLY / Jason WOLFE	Jaguar F-TYPE SVR GT4	1:37.645	14	16	10.534	0.136	91.70
31	89	GT4PA	10	ProTechnika Anna WALEWSKA / Tom CANNING	Mercedes-AMG GT4	1:38.047	22	24	10.936	0.402	91.32
32	88	GT4S	9	Team HARD. With Trade Price Cars Graham ROBERTS / Benjamin WALLACE	Ginetta G55 GT4	1:39.815	15	28	12.704	1.768	89.71

Donington Park GP
Circuit Length = 2.4873 miles
Start: 12:00 Flag 13:00 End: 13:00

Weather / Track : Drizzle / Dry

These results are provisional until the conclusion of any judicial and technical matters.

Race Director :	Stewards :	Timekeeper :
-----------------	------------	--------------

Results can be found at www.tsl-timing.com

Printed - 13:01 Saturday, 22 September 2018



British GT Championship

FREE PRACTICE 2 - CLASSIFICATION BY CLASS

CLASS : GT3 - GT3PA

POS	NO	NAME	NAT	ENTRY	TIME	ON	LAPS	GAP	DIFF	MPH
1	99	Beechdean AMR		Aston Martin V12 Vantage GT3	1:27.111	18	22			102.79
2	11	TF Sport		Aston Martin V12 Vantage GT3	1:27.755	16	27	0.644	0.644	102.03
3	69	Barwell Motorsport		Lamborghini Huracan GT3	1:27.854	13	28	0.743	0.099	101.92
4	116	ERC Sport		Mercedes-AMG GT3	1:27.961	26	29	0.850	0.107	101.80
5	33	Barwell Motorsport		Lamborghini Huracan GT3	1:28.110	19	28	0.999	0.149	101.62
6	17	TF Sport		Aston Martin V12 Vantage GT3	1:28.123	16	31	1.012	0.013	101.61
7	47	Jetstream Motorsport		Aston Martin V12 Vantage GT3	1:28.256	24	26	1.145	0.133	101.46
8	24	RJN Motorsport		Nissan GT-R NISMO GT3	1:28.368	19	30	1.257	0.112	101.33
9	75	Optimum Motorsport		Aston Martin V12 Vantage GT3	1:28.494	3	29	1.383	0.126	101.18
10	7	Team Parker Racing Ltd		Bentley Continental GT3	1:28.549	2	26	1.438	0.055	101.12
11	1	Team Parker Racing Ltd		Bentley Continental GT3	1:29.243	21	25	2.132	0.694	100.33
12	101	Balfe Motorsport		McLaren 650S GT3	1:29.356	12	22	2.245	0.113	100.21

CLASS : GT4

POS	NO	NAME	NAT	ENTRY	TIME	ON	LAPS	GAP	DIFF	MPH
1	43	Century Motorsport		BMW M4 GT4	1:35.512	7	16			93.75
2	62	Academy Motorsport		Aston Martin V8 Vantage GT4	1:36.047	21	24	0.535	0.535	93.22
3	10	Equipe Verschuur		McLaren 570S GT4	1:36.197	2	26	0.685	0.150	93.08
4	66	Team Parker Racing Ltd		Mercedes-AMG GT4	1:36.209	6	22	0.697	0.012	93.07
5	55	HHC Motorsport		Ginetta G55 GT4	1:36.234	16	25	0.722	0.025	93.04
6	25	Ciceley Motorsport		Mercedes-AMG GT4	1:36.255	20	24	0.743	0.021	93.02
7	4	Tolman Motorsport Ltd		McLaren 570S GT4	1:36.264	17	24	0.752	0.009	93.01
8	42	Century Motorsport		BMW M4 GT4	1:36.342	9	26	0.830	0.078	92.94
9	56	Tolman Motorsport Ltd		McLaren 570S GT4	1:36.359	24	28	0.847	0.017	92.92
10	44	Invictus Games Racing		Jaguar F-TYPE SVR GT4	1:36.440	11	17	0.928	0.081	92.85
11	72	Balfe Motorsport		McLaren 570S GT4	1:36.540	23	28	1.028	0.100	92.75
12	5	Tolman Motorsport Ltd		McLaren 570S GT4	1:36.594	18	30	1.082	0.054	92.70
13	86	Steller Motorsport		Toyota GT86	1:36.605	21	22	1.093	0.011	92.69
14	53	UltraTek Racing Team RJN		Nissan 370Z GT4	1:36.787	14	25	1.275	0.182	92.51
15	61	Academy Motorsport		Aston Martin V8 Vantage GT4	1:37.071	17	28	1.559	0.284	92.24
16	54	UltraTek Racing Team RJN		Nissan 370Z GT4	1:37.509	7	19	1.997	0.438	91.83
17	22	Invictus Games Racing		Jaguar F-TYPE SVR GT4	1:37.645	14	16	2.133	0.136	91.70
18	89	ProTechnika		Mercedes-AMG GT4	1:38.047	22	24	2.535	0.402	91.32
19	88	Team HARD. With Trade Price Cars		Ginetta G55 GT4	1:39.815	15	28	4.303	1.768	89.71

CLASS : GT4 - GT4PA

POS	NO	NAME	NAT	ENTRY	TIME	ON	LAPS	GAP	DIFF	MPH
1	66	Team Parker Racing Ltd		Mercedes-AMG GT4	1:36.209	6	22			93.07
2	25	Ciceley Motorsport		Mercedes-AMG GT4	1:36.255	20	24	0.046	0.046	93.02
3	56	Tolman Motorsport Ltd		McLaren 570S GT4	1:36.359	24	28	0.150	0.104	92.92
4	44	Invictus Games Racing		Jaguar F-TYPE SVR GT4	1:36.440	11	17	0.231	0.081	92.85
5	72	Balfe Motorsport		McLaren 570S GT4	1:36.540	23	28	0.331	0.100	92.75
6	86	Steller Motorsport		Toyota GT86	1:36.605	21	22	0.396	0.065	92.69
7	53	UltraTek Racing Team RJN		Nissan 370Z GT4	1:36.787	14	25	0.578	0.182	92.51

Donington Park GP

Circuit Length = 2.4873 miles

Start: 12:00 Flag 13:00 End: 13:00

Weather / Track : Drizzle / Dry

These results are provisional until the conclusion of any judicial and technical matters.

Race Director :	Stewards :	Timekeeper :
-----------------	------------	--------------

British GT Championship

FREE PRACTICE 2 - CLASSIFICATION BY CLASS

8	54	UltraTek Racing Team RJN	Nissan 370Z GT4	1:37.509	7	19	1.300	0.722	91.83
9	22	Invictus Games Racing	Jaguar F-TYPE SVR GT4	1:37.645	14	16	1.436	0.136	91.70
10	89	ProTechnika	Mercedes-AMG GT4	1:38.047	22	24	1.838	0.402	91.32

CLASS : GT4 - GT4S

POS	NO	NAME	NAT	ENTRY	TIME	ON	LAPS	GAP	DIFF	MPH
1	43	Century Motorsport		BMW M4 GT4	1:35.512	7	16			93.75
2	62	Academy Motorsport		Aston Martin V8 Vantage GT4	1:36.047	21	24	0.535	0.535	93.22
3	10	Equipe Verschuur		McLaren 570S GT4	1:36.197	2	26	0.685	0.150	93.08
4	55	HHC Motorsport		Ginetta G55 GT4	1:36.234	16	25	0.722	0.037	93.04
5	4	Tolman Motorsport Ltd		McLaren 570S GT4	1:36.264	17	24	0.752	0.030	93.01
6	42	Century Motorsport		BMW M4 GT4	1:36.342	9	26	0.830	0.078	92.94
7	5	Tolman Motorsport Ltd		McLaren 570S GT4	1:36.594	18	30	1.082	0.252	92.70
8	61	Academy Motorsport		Aston Martin V8 Vantage GT4	1:37.071	17	28	1.559	0.477	92.24
9	88	Team HARD. With Trade Price Cars		Ginetta G55 GT4	1:39.815	15	28	4.303	2.744	89.71

CLASS : GTC - GTCPA

POS	NO	NAME	NAT	ENTRY	TIME	ON	LAPS	GAP	DIFF	MPH
1	70	JMH Auto		Ferrari 488 Challenge	1:30.429	23	25			99.02

Weather / Track : Drizzle / Dry

These results are provisional until the conclusion of any judicial and technical matters.

Donington Park GP

Circuit Length = 2.4873 miles

Start: 12:00 Flag 13:00 End: 13:00

Race Director :	Stewards :	Timekeeper :
-----------------	------------	--------------

British GT Championship

FREE PRACTICE - COMBINED CLASSIFICATION

POS	NO	CL	PIC	NAME	NAT	ENTRY	FIRST		SECOND		GAP	DIFF
							TIME	LAPS	TIME	LAPS		
1	99	GT3PA	1	Beechdean AMR		Aston Martin V12 Vantage GT3	1:28.266	32	1:27.111	22		
2	11	GT3PA	2	TF Sport		Aston Martin V12 Vantage GT3	1:27.997	27	1:27.755	27	0.644	0.644
3	17	GT3PA	3	TF Sport		Aston Martin V12 Vantage GT3	1:27.774	29	1:28.123	31	0.663	0.019
4	69	GT3PA	4	Barwell Motorsport		Lamborghini Huracan GT3	1:28.524	29	1:27.854	28	0.743	0.080
5	75	GT3PA	5	Optimum Motorsport		Aston Martin V12 Vantage GT3	1:27.858	31	1:28.494	29	0.747	0.004
6	116	GT3PA	6	ERC Sport		Mercedes-AMG GT3	1:28.030	33	1:27.961	29	0.850	0.103
7	33	GT3PA	7	Barwell Motorsport		Lamborghini Huracan GT3	1:28.004	32	1:28.110	28	0.893	0.043
8	47	GT3PA	8	Jetstream Motorsport		Aston Martin V12 Vantage GT3	1:29.216	30	1:28.256	26	1.145	0.252
9	24	GT3PA	9	RJN Motorsport		Nissan GT-R NISMO GT3	1:29.134	29	1:28.368	30	1.257	0.112
10	7	GT3PA	10	Team Parker Racing Ltd		Bentley Continental GT3	1:28.987	28	1:28.549	26	1.438	0.181
11	1	GT3PA	11	Team Parker Racing Ltd		Bentley Continental GT3	1:29.076	31	1:29.243	25	1.965	0.527
12	101	GT3PA	12	Balfe Motorsport		McLaren 650S GT3	1:30.374	19	1:29.356	22	2.245	0.280
13	70	GTCPA	1	JMH Auto		Ferrari 488 Challenge	1:30.238	25	1:30.429	25	3.127	0.882
14	43	GT4S	1	Century Motorsport		BMW M4 GT4	1:36.137	25	1:35.512	16	8.401	5.274
15	66	GT4PA	2	Team Parker Racing Ltd		Mercedes-AMG GT4	1:35.908	23	1:36.209	22	8.797	0.396
16	10	GT4S	3	Equipe Verschuur		McLaren 570S GT4	1:36.017	26	1:36.197	26	8.906	0.109
17	62	GT4S	4	Academy Motorsport		Aston Martin V8 Vantage GT4	1:37.459	13	1:36.047	24	8.936	0.030
18	55	GT4S	5	HHC Motorsport		Ginetta G55 GT4	1:37.251	7	1:36.234	25	9.123	0.187
19	25	GT4PA	6	Ciceley Motorsport		Mercedes-AMG GT4	1:37.041	29	1:36.255	24	9.144	0.021
20	4	GT4S	7	Tolman Motorsport Ltd		McLaren 570S GT4	1:36.309	27	1:36.264	24	9.153	0.009
21	42	GT4S	8	Century Motorsport		BMW M4 GT4	1:36.368	24	1:36.342	26	9.231	0.078
22	56	GT4PA	9	Tolman Motorsport Ltd		McLaren 570S GT4	1:37.264	30	1:36.359	28	9.248	0.017
23	86	GT4PA	10	Steller Motorsport		Toyota GT86	1:36.402	24	1:36.605	22	9.291	0.043
24	44	GT4PA	11	Invictus Games Racing		Jaguar F-TYPE SVR GT4	1:36.920	21	1:36.440	17	9.329	0.038
25	72	GT4PA	12	Balfe Motorsport		McLaren 570S GT4	1:37.265	30	1:36.540	28	9.429	0.100
26	5	GT4S	13	Tolman Motorsport Ltd		McLaren 570S GT4	1:36.750	31	1:36.594	30	9.483	0.054
27	53	GT4PA	14	UltraTek Racing Team RJN		Nissan 370Z GT4	1:36.617	28	1:36.787	25	9.506	0.023
28	61	GT4S	15	Academy Motorsport		Aston Martin V8 Vantage GT4	1:37.463	23	1:37.071	28	9.960	0.454
29	54	GT4PA	16	UltraTek Racing Team RJN		Nissan 370Z GT4	1:37.435	29	1:37.509	19	10.324	0.364
30	22	GT4PA	17	Invictus Games Racing		Jaguar F-TYPE SVR GT4	1:37.805	22	1:37.645	16	10.534	0.210
31	89	GT4PA	18	ProTechnika		Mercedes-AMG GT4	1:37.744	29	1:38.047	24	10.633	0.099
32	88	GT4S	19	Team HARD. With Trade Price		Ginetta G55 GT4	1:40.356	27	1:39.815	28	12.704	2.071

Weather / Track : Drizzle / Dry

These results are provisional until the conclusion of any judicial and technical matters.

Donington Park GP

Circuit Length = 2.4873 miles

Start: 12:00 Flag 13:00 End: 13:00

Race Director :	Stewards :	Timekeeper :
-----------------	------------	--------------

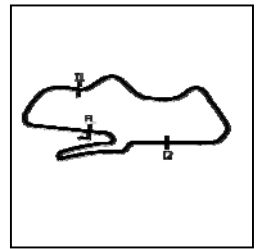
Results can be found at www.tsl-timing.com

Printed - 13:08 Saturday, 22 September 2018



British GT Championship

FREE PRACTICE 2 - SECTOR ANALYSIS



SECTOR 1 = FL to I1, SECTOR 2 = I1 to I2, SECTOR 3 = I2 to FL, DIFF = Difference To Personal Best Lap, P = Crossed Finish Line in Pit Lane, D = Time Disallowed

P1 99 GT3PA Beechdean AMR			Aston Martin V12 Vantage GT3							
IDEAL LAP TIME : 1:27.111		BEST LAP TIME : 1:27.111		DIFFERENCE : 0.000						
D1: Andrew HOWARD		D2: Darren TURNER								
LAP	SECTOR 1		SECTOR 2		SECTOR 3		LAP TIME	MPH	DIFF	TIME OF DAY
1 - D1	19.502	137.7	35.361	142.4	34.920	101.8	1:29.783	99.73	2.672	12:04:34.451
2 - D1	19.449	127.3	35.509	140.6	34.646	100.6	1:29.604	99.93	2.493	12:06:04.055
3 - D1	19.282	144.3	34.789	142.7	34.566	101.3	1:28.637 (3)	101.02	1.526	12:07:32.692
4 - D1	19.724	140.9	35.221	141.5	34.590	101.6	1:29.535	100.01	2.424	12:09:02.227
5 - D1	19.426	139.2	37.280	140.1	35.013	100.1	1:31.719	97.62	4.608	12:10:33.946
6 - D1	19.450	143.0	34.749	142.4	34.855	100.6	1:29.054	100.55	1.943	12:12:03.000
7 - D1	19.593	143.0	35.016	142.7	34.953	100.7	1:29.562	99.98	2.451	12:13:32.562
8 - D1	19.367	144.3	35.036	141.5	34.917	100.4	1:29.320	100.25	2.209	12:15:01.882
9 - D1	19.380	142.7	35.390	142.1	34.745	100.7	1:29.515	100.03	2.404	12:16:31.397
10 - D1	19.483	130.8	35.393	141.8	IN PIT		1:32.308 P	97.00	5.197	12:18:03.705
11 - D2	OUTLAP	128.3	35.946	129.0	35.197	101.6	3:44.169	39.94	2:17.058	12:21:47.874
12 - D2	19.233	145.2	35.322	141.5	34.624	100.3	1:29.179	100.40	2.068	12:23:17.053
13 - D2	19.378	145.5	35.279	142.4	34.470	101.8	1:29.127	100.46	2.016	12:24:46.180
14 - D2	19.444	145.8	34.902	143.0	34.302	101.3	1:28.648	101.01	1.537	12:26:14.828
15 - D2	19.233	146.5	34.642	142.7	35.504	101.5	1:29.379	100.18	2.268	12:27:44.207
16 - D2	19.202	145.5	34.777	143.0	IN PIT		1:29.786 P	99.73	2.675	12:29:13.993
17 - D2	OUTLAP	118.1	36.613	140.1	39.984	102.6	6:02.590	24.69	4:35.479	12:35:16.583
18 - D2	19.134	146.8	34.204	143.3	33.773	102.7	1:27.111 (1)	102.79		12:36:43.694
19 - D2	19.216	146.8	35.860	127.3	35.762	101.9	1:30.838	98.57	3.727	12:38:14.532
20 - D2	21.309	136.9	35.259	143.0	34.319	101.2	1:30.887	98.52	3.776	12:39:45.419
21 - D2	19.136	146.8	34.377	143.0	33.980	101.8	1:27.493 (2)	102.34	0.382	12:41:12.912
22 - D2	19.665	132.1	35.440	143.3	IN PIT		1:32.736 P	96.55	5.625	12:42:45.648

P2 11 GT3PA TF Sport			Aston Martin V12 Vantage GT3							
IDEAL LAP TIME : 1:27.655		BEST LAP TIME : 1:27.755		DIFFERENCE : 0.100						
D1: Mark FARMER		D2: Nicki THIM								
LAP	SECTOR 1		SECTOR 2		SECTOR 3		LAP TIME	MPH	DIFF	TIME OF DAY
1 - D1	19.946	140.9	35.673	141.8	35.512	101.0	1:31.131	98.25	3.376	12:03:27.640
2 - D1	19.706	142.1	35.740	142.7	35.078	100.6	1:30.524	98.91	2.769	12:04:58.164
3 - D1	19.593	136.9	35.667	142.7	35.093	100.9	1:30.353	99.10	2.598	12:06:28.517
4 - D1	19.581	140.3	35.632	143.3	35.513	101.2	1:30.726	98.69	2.971	12:07:59.243
5 - D1	19.770	128.5	35.988	143.0	34.951	100.6	1:30.709	98.71	2.954	12:09:29.952
6 - D1	19.439	141.8	36.477	140.6	IN PIT		1:36.482 P	92.80	8.727	12:11:06.434
7 - D1	OUTLAP	97.1	38.165	140.6	35.208	100.4	5:03.931	29.46	3:36.176	12:16:10.365
8 - D1	20.055	114.9	38.948	118.9	38.079	102.2	1:37.082	92.23	9.327	12:17:47.447
9 - D1	19.549	141.8	35.275	142.7	34.479	101.6	1:29.303	100.27	1.548	12:19:16.750
10 - D1	19.991	134.7	35.640	143.0	36.717	101.6	1:32.348	96.96	4.593	12:20:49.098
11 - D1	19.331	142.7	35.418	142.4	IN PIT		1:31.802 P	97.54	4.047	12:22:20.900
12 - D2	OUTLAP	125.2	35.813	141.8	34.667	102.1	4:35.952	32.44	3:08.197	12:26:56.852
13 - D2	19.300	142.7	34.901	142.4	34.081	101.3	1:28.282	101.43	0.527	12:28:25.134
14 - D2	19.212	137.7	34.971	143.7	34.239	101.8	1:28.422	101.26	0.667	12:29:53.556
15 - D2	19.197	144.0	34.733	143.0	33.904	101.2	1:27.834 (3)	101.94	0.079	12:31:21.390
16 - D2	19.189	143.7	34.622	142.4	33.944	101.5	1:27.755 (1)	102.03		12:32:49.145
17 - D2	19.147	145.5	34.604	143.0	34.044	101.9	1:27.795 (2)	101.99	0.040	12:34:16.940
18 - D2	19.238	138.9	35.534	142.4	34.066	101.2	1:28.838	100.79	1.083	12:35:45.778
19 - D2	19.221	147.1	34.924	142.1	IN PIT		1:30.443 P	99.00	2.688	12:37:16.221
20 - D1	OUTLAP	128.3	47.728	95.3	38.863	101.6	6:46.334	22.03	5:18.579	12:44:02.555
21 - D1	19.335	140.6	35.485	143.0	34.156	101.3	1:28.976	100.63	1.221	12:45:31.531
22 - D1	19.342	142.1	35.542	141.8	34.606	101.9	1:29.490	100.06	1.735	12:47:01.021
23 - D1	19.509	125.6	38.315	140.6	IN PIT		1:35.902 P	93.37	8.147	12:48:36.923
24 - D2	OUTLAP	109.4	37.967	144.3	34.643	102.7	3:15.547	45.79	1:47.792	12:51:52.470
25 - D2	19.242	140.3	35.103	143.0	34.014	101.8	1:28.359	101.34	0.604	12:53:20.829
26 - D2	22.191	95.1	42.786	126.8	IN PIT		1:45.326 P	85.01	17.571	12:55:06.155
27 - D2	OUTLAP	84.5	54.221	92.8	IN PIT		5:45.048 P	25.95	4:17.293	13:00:51.203

Weather / Track : Drizzle / Dry

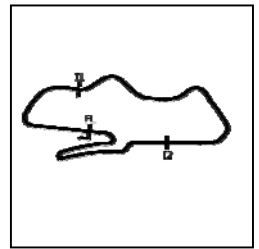
Donington Park GP

Circuit Length = 2.4873 miles

Start: 12:00 Flag 13:00 End: 13:00

British GT Championship

FREE PRACTICE 2 - SECTOR ANALYSIS



SECTOR 1 = FL to I1, SECTOR 2 = I1 to I2, SECTOR 3 = I2 to FL, DIFF = Difference To Personal Best Lap, P = Crossed Finish Line in Pit Lane, D = Time Disallowed

P3 69 GT3PA Barwell Motorsport				Lamborghini Huracan GT3						
IDEAL LAP TIME : 1:27.675		BEST LAP TIME : 1:27.854		DIFFERENCE : 0.179						
D1: Sam DE HAAN		D2: Jonny COCKER								
LAP	SECTOR 1		SECTOR 2		SECTOR 3		LAP TIME	MPH	DIFF	TIME OF DAY
1 - D1	19.726	135.8	36.546	139.2	35.743	99.1	1:32.015	97.31	4.161	12:03:20.194
2 - D1	19.668	134.4	36.029	139.5	35.525	99.4	1:31.222	98.16	3.368	12:04:51.416
3 - D1	19.760	132.6	35.840	140.1	35.621	99.2	1:31.221	98.16	3.367	12:06:22.637
4 - D1	19.745	133.6	36.673	140.6	36.299	99.5	1:32.717	96.57	4.863	12:07:55.354
5 - D1	20.306	128.3	36.113	140.1	IN PIT		1:36.351	P 92.93	8.497	12:09:31.705
6 - D2	OUTLAP	129.0	36.140	139.8	35.226	99.7	4:03.807	36.72	2:35.953	12:13:35.512
7 - D2	19.677	131.8	36.020	139.2	38.648	98.5	1:34.345	94.91	6.491	12:15:09.857
8 - D2	19.957	137.2	35.192	140.3	34.708	100.1	1:29.857	99.65	2.003	12:16:39.714
9 - D2	19.461	140.3	35.054	140.3	34.493	99.8	1:29.008	(2) 100.60	1.154	12:18:08.722
10 - D2	20.134	138.3	35.342	140.6	35.566	100.4	1:31.042	98.35	3.188	12:19:39.764
11 - D2	19.384	142.1	35.386	140.9	IN PIT		1:31.194	P 98.19	3.340	12:21:10.958
12 - D2	OUTLAP	135.5	35.706	139.5	37.540	102.4	2:57.620	50.41	1:29.766	12:24:08.578
13 - D2	19.242	144.6	34.540	141.2	34.072	100.6	1:27.854	(1) 101.92		12:25:36.432
14 - D2	19.435	142.2	35.710	141.2	40.748	101.5	1:35.893	93.37	8.039	12:27:12.325
15 - D2	19.063	144.9	35.595	141.5	IN PIT		1:31.285	P 98.09	3.431	12:28:43.610
16 - D1	OUTLAP	121.7	35.967	139.5	IN PIT		3:39.823	P 40.73	2:11.969	12:32:23.433
17 - D1	OUTLAP	136.6	35.411	139.8	41.091	100.7	2:08.459	69.70	40.605	12:34:31.892
18 - D1	19.344	143.3	35.236	139.5	34.740	100.0	1:29.320	(3) 100.25	1.466	12:36:01.212
19 - D1	19.519	141.2	35.126	140.1	35.060	101.2	1:29.705	99.82	1.851	12:37:30.917
20 - D1	19.709	139.5	35.338	140.1	34.816	100.3	1:29.863	99.64	2.009	12:39:00.780
21 - D1	19.570	139.8	35.233	140.9	35.648	100.0	1:30.451	98.99	2.597	12:40:31.231
22 - D1	19.765	138.9	35.695	140.3	35.168	100.1	1:30.628	98.80	2.774	12:42:01.859
23 - D1	19.558	139.8	35.404	140.1	IN PIT		1:31.796	P 97.54	3.942	12:43:33.655
24 - D1	OUTLAP	136.1	35.563	139.8	34.709	100.1	2:24.939	61.78	57.085	12:45:58.594
25 - D1	19.497	141.5	35.340	140.1	34.730	100.0	1:29.567	99.97	1.713	12:47:28.161
26 - D1	19.453	143.0	35.077	140.6	35.060	99.8	1:29.590	99.94	1.736	12:48:57.751
27 - D1	19.481	143.3	35.226	139.8	34.765	99.7	1:29.472	100.08	1.618	12:50:27.223
28 - D1	19.478	140.9	35.502	140.3	IN PIT		1:32.714	P 96.58	4.860	12:51:59.937

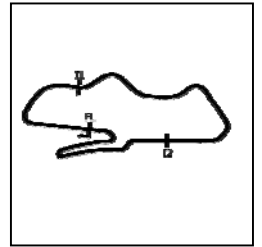
P4 116 GT3PA ERC Sport				Mercedes-AMG GT3						
IDEAL LAP TIME : 1:27.776		BEST LAP TIME : 1:27.961		DIFFERENCE : 0.185						
D1: Lee MOWLE		D2: Yelmer BUURMAN								
LAP	SECTOR 1		SECTOR 2		SECTOR 3		LAP TIME	MPH	DIFF	TIME OF DAY
1 - D1	19.892	134.2	36.818	138.9	36.025	98.5	1:32.735	96.55	4.774	12:03:22.568
2 - D1	19.897	132.8	36.067	138.9	35.755	99.2	1:31.719	97.62	3.758	12:04:54.287
3 - D1	19.882	130.3	36.179	138.9	35.466	99.2	1:31.527	97.83	3.566	12:06:25.814
4 - D1	19.900	131.5	36.220	138.6	38.220	98.3	1:34.340	94.91	6.379	12:08:00.154
5 - D1	20.077	121.1	38.032	138.9	35.730	100.0	1:33.839	95.42	5.878	12:09:33.993
6 - D1	20.576	117.9	37.032	138.9	35.568	99.7	1:33.176	96.10	5.215	12:11:07.169
7 - D1	20.125	123.5	38.146	138.9	IN PIT		1:37.271	P 92.05	9.310	12:12:44.440
8 - D2	OUTLAP	142.1	36.293	137.7	35.236	100.6	3:12.197	46.58	1:44.236	12:15:56.637
9 - D2	20.044	111.8	36.476	138.0	34.505	100.0	1:31.025	98.37	3.064	12:17:27.662
10 - D2	19.389	143.0	34.863	139.8	34.314	100.0	1:28.566	(3) 101.10	0.605	12:18:56.228
11 - D2	19.922	130.0	35.187	139.5	34.624	100.3	1:29.733	99.78	1.772	12:20:25.961
12 - D2	19.529	125.9	35.315	140.1	34.338	100.1	1:29.182	100.40	1.221	12:21:55.143
13 - D2	19.317	143.3	35.065	138.9	IN PIT		1:30.400	P 99.05	2.439	12:23:25.543
14 - D1	OUTLAP	125.4	36.550	139.5	35.140	101.0	2:53.528	51.60	1:25.567	12:26:19.071
15 - D1	19.545	141.8	35.187	140.3	34.890	100.0	1:29.622	99.91	1.661	12:27:48.693
16 - D1	19.731	134.4	35.977	140.3	35.171	100.9	1:30.879	98.53	2.918	12:29:19.572
17 - D1	19.580	138.3	36.846	137.5	35.237	100.7	1:31.663	97.68	3.702	12:30:51.235
18 - D1	19.972	120.9	38.213	139.8	36.247	100.7	1:34.432	94.82	6.471	12:32:25.667
19 - D1	19.778	126.6	36.353	139.8	37.479	100.7	1:33.610	95.65	5.649	12:33:59.277
20 - D1	19.653	139.5	35.510	139.8	35.088	100.1	1:30.251	99.21	2.290	12:35:29.528
21 - D1	19.557	137.7	1:26.428	125.9	38.143	99.8	2:24.128	62.12	56.167	12:37:53.656
22 - D1	19.757	131.5	35.646	139.8	IN PIT		1:31.858	P 97.48	3.897	12:39:25.514
23 - D2	OUTLAP	127.3	35.241	139.8	34.353	101.8	5:42.789	26.12	4:14.828	12:45:08.303
24 - D2	19.153	143.0	35.137	140.3	34.641	101.3	1:28.931	100.68	0.970	12:46:37.234
25 - D2	19.285	129.5	34.992	140.1	33.986	100.3	1:28.263	(2) 101.45	0.302	12:48:05.497
26 - D2	19.158	144.0	34.650	140.1	34.153	100.4	1:27.961	(1) 101.80		12:49:33.458

Weather / Track : Drizzle / Dry

Donington Park GP
Circuit Length = 2.4873 miles
Start: 12:00 Flag 13:00 End: 13:00

British GT Championship

FREE PRACTICE 2 - SECTOR ANALYSIS



SECTOR 1 = FL to I1, SECTOR 2 = I1 to I2, SECTOR 3 = I2 to FL, DIFF = Difference To Personal Best Lap, P = Crossed Finish Line in Pit Lane, D = Time Disallowed

27 - D2	19.140	145.2	37.432	140.3	IN PIT		1:31.873	P	97.46	3.912	12:51:05.331
28 - D1	OUTLAP	86.8	48.110	132.1	39.655	96.8	5:05.792		29.28	3:37.831	12:56:11.123
29 - D1	25.664	81.3	47.423	132.1	IN PIT		1:57.678	P	76.09	29.717	12:58:08.801

P5 33 GT3PA Barwell Motorsport

Lamborghini Huracan GT3

IDEAL LAP TIME : 1:27.965

BEST LAP TIME : 1:28.110

DIFFERENCE : 0.145

D1: Jon MINSHAW

D2: Phil KEEN

LAP	SECTOR 1	SECTOR 2	SECTOR 3	LAP TIME	MPH	DIFF	TIME OF DAY				
1 - D1	19.598	143.0	35.434	139.5	35.559	99.2	1:30.591	98.84	2.481	12:03:29.038	
2 - D1	19.636	142.4	36.029	140.1	35.640	98.6	1:31.305	98.07	3.195	12:05:00.343	
3 - D1	19.770	140.1	35.947	139.5	35.280	99.2	1:30.997	98.40	2.887	12:06:31.340	
4 - D1	19.708	140.1	35.767	140.3	35.355	99.2	1:30.830	98.58	2.720	12:08:02.170	
5 - D1	20.704	115.9	38.746	138.6	IN PIT		1:37.573	P	91.77	9.463	12:09:39.743
6 - D1	OUTLAP	134.4	35.778	126.8	38.073	99.1	4:43.148	31.62	3:15.038	12:14:22.891	
7 - D1	19.781	140.1	36.695	140.1	35.403	98.2	1:31.879	97.45	3.769	12:15:54.770	
8 - D1	19.508	142.4	35.121	140.9	34.620	99.4	1:29.249	100.33	1.139	12:17:24.019	
9 - D1	19.657	141.2	34.950	141.2	35.029	99.1	1:29.636	99.89	1.526	12:18:53.655	
10 - D1	19.407	142.4	35.570	140.6	35.332	99.2	1:30.309	99.15	2.199	12:20:23.964	
11 - D1	19.581	141.2	35.091	140.6	35.012	98.2	1:29.684	99.84	1.574	12:21:53.648	
12 - D1	19.507	142.1	35.962	139.5	35.498	97.9	1:30.967	98.43	2.857	12:23:24.615	
13 - D1	19.589	140.6	36.023	139.8	35.177	98.9	1:30.789	98.62	2.679	12:24:55.404	
14 - D1	19.510	141.5	35.381	140.6	35.200	99.2	1:30.091	99.39	1.981	12:26:25.495	
15 - D1	19.632	139.2	35.721	140.3	IN PIT		1:33.979	P	95.28	5.869	12:27:59.474
16 - D2	OUTLAP	133.1	35.283	140.1	41.159	99.7	3:37.205	41.22	2:09.095	12:31:36.679	
17 - D2	19.438	142.4	34.896	140.6	34.258	99.7	1:28.592	(3)	101.07	0.482	12:33:05.271
18 - D2	19.413	144.3	35.181	139.8	36.204	100.9	1:30.798	98.61	2.688	12:34:36.069	
19 - D2	19.313	144.0	34.610	140.9	34.187	100.4	1:28.110	(1)	101.62		12:36:04.179
20 - D2	19.220	144.3	34.656	141.2	IN PIT		1:29.143	P	100.45	1.033	12:37:33.322
21 - D2	OUTLAP	144.9	35.549	140.6	34.164	100.9	2:25.241	61.65	57.131	12:39:58.563	
22 - D2	19.500	129.8	35.504	141.8	34.530	101.9	1:29.534	100.01	1.424	12:41:28.097	
23 - D2	19.423	138.3	35.506	141.8	IN PIT		1:31.097	P	98.29	2.987	12:42:59.194
24 - D2	OUTLAP	142.4	34.873	140.3	40.044	100.9	5:51.609	25.46	4:23.499	12:48:50.803	
25 - D2	19.191	144.9	34.766	140.6	34.237	100.3	1:28.194	(2)	101.53	0.084	12:50:18.997
26 - D2	19.612	123.5	35.833	140.1	IN PIT		1:30.608	P	98.82	2.498	12:51:49.605
27 - D2	OUTLAP	95.3	37.983	139.8	34.423	100.9	2:49.969	52.68	1:21.859	12:54:39.574	
28 - D2	22.198	96.9	42.474	136.3	IN PIT		1:43.023	P	86.91	14.913	12:56:22.597

P6 17 GT3PA TF Sport

Aston Martin V12 Vantage GT3

IDEAL LAP TIME : 1:27.958

BEST LAP TIME : 1:28.123

DIFFERENCE : 0.165

D1: Derek JOHNSTON

D2: Marco SORENSEN

LAP	SECTOR 1	SECTOR 2	SECTOR 3	LAP TIME	MPH	DIFF	TIME OF DAY				
1 - D1	19.468	142.7	35.280	140.9	35.598	101.8	1:30.346	99.11	2.223	12:03:24.917	
2 - D1	19.410	142.7	36.096	142.7	34.912	101.8	1:30.418	99.03	2.295	12:04:55.335	
3 - D1	19.423	145.2	36.144	142.4	35.279	101.2	1:30.846	98.56	2.723	12:06:26.181	
4 - D1	19.736	132.1	36.203	141.5	35.999	101.5	1:31.938	97.39	3.815	12:07:58.119	
5 - D1	19.690	144.0	36.160	142.1	35.097	100.7	1:30.947	98.45	2.824	12:09:29.066	
6 - D1	19.492	144.9	35.646	141.5	35.474	100.3	1:30.612	98.82	2.489	12:10:59.678	
7 - D1	19.550	145.5	35.319	141.8	IN PIT		1:32.026	P	97.30	3.903	12:12:31.704
8 - D2	OUTLAP	128.3	36.244	141.5	36.093	103.2	3:17.719	45.28	1:49.596	12:15:49.423	
9 - D2	19.318	144.3	34.653	142.7	34.351	101.5	1:28.322	101.38	0.199	12:17:17.745	
10 - D2	19.651	142.1	34.945	142.1	34.637	101.2	1:29.233	100.34	1.110	12:18:46.978	
11 - D2	19.607	144.0	34.650	142.4	34.275	101.6	1:28.532	101.14	0.409	12:20:15.510	
12 - D2	19.373	145.2	35.005	142.4	34.119	101.6	1:28.497	101.18	0.374	12:21:44.007	
13 - D2	19.720	143.7	35.142	143.0	IN PIT		1:31.355	P	98.01	3.232	12:23:15.362
14 - D2	OUTLAP	142.4	35.373	141.8	34.560	101.5	3:24.255	43.83	1:56.132	12:26:39.617	
15 - D2	19.275	145.5	34.666	142.7	34.266	101.9	1:28.207	(3)	101.51	0.084	12:28:07.824
16 - D2	19.286	146.5	34.651	142.4	34.186	101.6	1:28.123	(1)	101.61		12:29:35.947
17 - D2	19.218	145.5	34.621	142.7	34.318	101.6	1:28.157	(2)	101.57	0.034	12:31:04.104
18 - D2	19.227	146.8	35.653	142.7	34.593	101.5	1:29.473	100.07	1.350	12:32:33.577	
19 - D2	19.366	143.7	35.701	142.4	IN PIT		1:33.303	P	95.97	5.180	12:34:06.880
20 - D1	OUTLAP	120.4	36.557	140.1	35.732	101.5	3:57.393	37.71	2:29.270	12:38:04.273	
21 - D1	19.602	143.7	35.362	140.9	34.950	101.0	1:29.914	99.58	1.791	12:39:34.187	
22 - D1	19.540	143.0	35.210	141.5	35.228	101.9	1:29.978	99.51	1.855	12:41:04.165	

Weather / Track : Drizzle / Dry

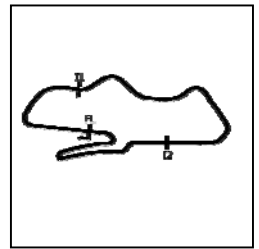
Donington Park GP

Circuit Length = 2.4873 miles

Start: 12:00 Flag 13:00 End: 13:00

British GT Championship

FREE PRACTICE 2 - SECTOR ANALYSIS



SECTOR 1 = FL to I1, SECTOR 2 = I1 to I2, SECTOR 3 = I2 to FL, DIFF = Difference To Personal Best Lap, P = Crossed Finish Line in Pit Lane, D = Time Disallowed

23 - D1	19.674	138.3	35.398	142.1	35.239	101.2	1:30.311	99.15	2.188	12:42:34.476
24 - D1	19.501	145.5	35.949	141.5	35.311	100.1	1:30.761	98.65	2.638	12:44:05.237
25 - D1	19.599	144.9	36.104	141.8	35.248	101.3	1:30.951	98.45	2.828	12:45:36.188
26 - D1	19.605	143.0	35.926	141.5	35.346	100.7	1:30.877	98.53	2.754	12:47:07.065
27 - D1	19.734	138.0	36.199	140.3	IN PIT		1:32.854	P 96.43	4.731	12:48:39.919
28 - D1	OUTLAP	133.4	35.977	141.8	34.898	102.6	3:31.916	42.25	2:03.793	12:52:11.835
29 - D1	19.592	143.7	35.230	142.4	34.409	102.7	1:29.231	100.35	1.108	12:53:41.066
30 - D1	22.636	112.4	39.198	139.2	IN PIT		1:39.453	P 90.03	11.330	12:55:20.519
31 - D1	OUTLAP	90.5	45.270	133.1	IN PIT		3:32.823	P 42.07	2:04.700	12:58:53.342

P7 47 GT3PA Jetstream Motorsport

Aston Martin V12 Vantage GT3

IDEAL LAP TIME : 1:28.140

BEST LAP TIME : 1:28.256

DIFFERENCE : 0.116

D1: Graham DAVIDSON D2: Maxime MARTIN

LAP	SECTOR 1	SECTOR 2	SECTOR 3	LAP TIME	MPH	DIFF	TIME OF DAY			
1 - D1	19.626	142.1	35.489	140.9	35.266	100.3	1:30.381	99.07	2.125	12:04:48.691
2 - D1	19.459	142.7	35.554	141.5	35.343	100.1	1:30.356	99.10	2.100	12:06:19.047
3 - D1	19.518	138.3	37.490	140.9	35.067	100.1	1:32.075	97.25	3.819	12:07:51.122
4 - D1	19.443	138.0	35.393	141.2	35.085	101.0	1:29.921	99.58	1.665	12:09:21.043
5 - D1	19.419	141.8	35.762	141.2	35.351	100.3	1:30.532	98.90	2.276	12:10:51.575
6 - D1	19.557	144.9	35.490	141.8	35.312	100.3	1:30.359	99.09	2.103	12:12:21.934
7 - D1	20.386	140.3	35.978	141.5	IN PIT		1:34.167	P 95.09	5.911	12:13:56.101
8 - D1	OUTLAP	137.5	35.616	140.3	35.234	101.2	2:30.146	59.63	1:01.890	12:16:26.247
9 - D1	19.244	144.9	34.984	142.4	34.419	102.1	1:28.647	101.01	0.391	12:17:54.894
10 - D1	19.269	145.2	35.454	141.5	IN PIT		1:30.796	P 98.62	2.540	12:19:25.690
11 - D1	OUTLAP	126.6	36.177	141.8	IN PIT		2:38.285	P 56.57	1:10.029	12:22:03.975
12 - D2	OUTLAP	137.2	35.766	141.8	34.814	100.4	2:23.308	62.48	55.052	12:24:27.283
13 - D2	19.466	138.9	34.958	142.4	34.394	100.9	1:28.818	100.81	0.562	12:25:56.101
14 - D2	19.423	144.6	34.805	141.8	35.000	101.2	1:29.228	100.35	0.972	12:27:25.329
15 - D2	19.352	144.6	35.028	142.7	34.684	100.9	1:29.064	100.53	0.808	12:28:54.393
16 - D2	19.377	141.8	35.017	142.4	IN PIT		1:31.441	P 97.92	3.185	12:30:25.834
17 - D2	OUTLAP	123.1	39.142	131.3	35.193	101.2	2:47.656	53.40	1:19.400	12:33:13.490
18 - D2	19.294	144.6	34.684	142.1	34.375	100.6	1:28.353	101.34	0.097	12:34:41.843
19 - D2	19.267	144.9	34.671	141.8	34.376	100.7	1:28.314	(3) 101.39	0.058	12:36:10.157
20 - D2	19.255	145.5	34.734	141.8	34.320	100.4	1:28.309	(2) 101.39	0.053	12:37:38.466
21 - D2	19.317	143.7	34.645	143.0	IN PIT		1:31.172	P 98.21	2.916	12:39:09.638
22 - D2	OUTLAP	133.6	36.034	140.9	35.489	100.7	6:02.638	24.69	4:34.382	12:45:12.276
23 - D2	19.489	144.9	34.976	142.4	34.740	100.7	1:29.205	100.38	0.949	12:46:41.481
24 - D2	19.294	144.9	34.711	142.7	34.251	101.0	1:28.256	(1) 101.46		12:48:09.737
25 - D2	19.300	145.5	34.669	142.1	34.397	101.0	1:28.366	101.33	0.110	12:49:38.103
26 - D2	19.266	145.8	35.262	143.7	IN PIT		1:30.593	P 98.84	2.337	12:51:08.696

P8 24 GT3PA RJN Motorsport

Nissan GT-R NISMO GT3

IDEAL LAP TIME : 1:28.366

BEST LAP TIME : 1:28.368

DIFFERENCE : 0.002

D1: Chris BUNCOMBE D2: Struan MOORE

LAP	SECTOR 1	SECTOR 2	SECTOR 3	LAP TIME	MPH	DIFF	TIME OF DAY			
1 - D1	19.759	133.6	39.247	120.4	39.202	101.9	1:38.208	91.17	9.840	12:03:28.484
2 - D1	19.645	135.2	35.922	143.7	35.874	101.0	1:31.441	97.92	3.073	12:04:59.925
3 - D1	20.879	123.5	36.573	142.7	IN PIT		1:34.344	P 94.91	5.976	12:06:34.269
4 - D1	OUTLAP	122.4	36.285	144.3	35.722	96.2	2:25.135	61.69	56.767	12:08:59.404
5 - D1	19.940	135.8	35.301	144.6	35.712	101.9	1:30.953	98.45	2.585	12:10:30.357
6 - D1	19.216	142.7	34.891	144.9	40.730	102.2	1:34.837	94.41	6.469	12:12:05.194
7 - D1	21.449	112.7	38.842	131.0	36.508	102.9	1:36.799	92.50	8.431	12:13:41.993
8 - D1	19.472	141.2	35.396	143.7	35.432	100.6	1:30.300	99.16	1.932	12:15:12.293
9 - D1	19.351	142.4	36.468	142.1	IN PIT		1:32.907	P 96.38	4.539	12:16:45.200
10 - D2	OUTLAP	134.4	36.978	143.7	35.639	102.7	3:22.381	44.24	1:54.013	12:20:07.581
11 - D2	19.127	145.5	34.975	144.6	36.474	100.3	1:30.576	98.86	2.208	12:21:38.157
12 - D2	19.295	141.2	35.556	143.0	34.967	101.8	1:29.818	99.69	1.450	12:23:07.975
13 - D2	19.188	143.0	35.204	144.6	37.233	100.1	1:31.625	97.72	3.257	12:24:39.600
14 - D2	19.183	147.1	34.792	144.6	35.254	97.2	1:29.229	(3) 100.35	0.861	12:26:08.829
15 - D2	20.041	127.5	35.419	145.2	IN PIT		1:34.157	P 95.10	5.789	12:27:42.986
16 - D2	OUTLAP	139.5	35.167	145.5	35.683	100.3	4:03.613	36.75	2:35.245	12:31:46.599
17 - D2	19.177	146.2	35.691	144.0	34.666	100.3	1:29.534	100.01	1.166	12:33:16.133
18 - D2	19.128	145.8	34.981	144.6	34.885	100.9	1:28.994	(2) 100.61	0.626	12:34:45.127

Weather / Track : Drizzle / Dry

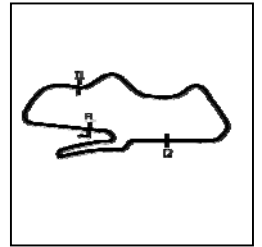
Donington Park GP

Circuit Length = 2.4873 miles

Start: 12:00 Flag 13:00 End: 13:00

British GT Championship

FREE PRACTICE 2 - SECTOR ANALYSIS



SECTOR 1 = FL to I1, SECTOR 2 = I1 to I2, SECTOR 3 = I2 to FL, DIFF = Difference To Personal Best Lap, P = Crossed Finish Line in Pit Lane, D = Time Disallowed

19 - D2	19.123	145.5	34.794	144.6	34.451	100.1	1:28.368 (1)	101.33		12:36:13.495
20 - D2	19.963	106.5	35.525	143.7	IN PIT		1:32.738 P	96.55	4.370	12:37:46.233
21 - D1	OUTLAP	126.3	36.573	143.0	36.858	101.0	3:40.179	40.66	2:11.811	12:41:26.412
22 - D1	19.439	139.5	35.528	143.3	35.735	101.6	1:30.702	98.72	2.334	12:42:57.114
23 - D1	19.177	146.8	35.545	142.4	35.294	100.7	1:30.016	99.47	1.648	12:44:27.130
24 - D1	19.531	139.2	37.086	102.2	38.679	102.2	1:35.296	93.96	6.928	12:46:02.426
25 - D1	19.170	140.9	35.118	144.3	35.130	100.1	1:29.418	100.14	1.050	12:47:31.844
26 - D1	19.199	141.5	35.236	144.3	35.108	101.2	1:29.543	100.00	1.175	12:49:01.387
27 - D1	19.578	143.3	53.777	122.6	38.478	102.1	1:51.833	80.06	23.465	12:50:53.220
28 - D1	19.529	134.4	36.726	141.8	35.300	101.8	1:31.555	97.80	3.187	12:52:24.775
29 - D1	20.888	120.2	37.075	143.3	35.872	102.2	1:33.835	95.42	5.467	12:53:58.610
30 - D1	23.107	106.1	43.603	136.3	IN PIT		1:49.122 P	82.05	20.754	12:55:47.732

P9 75 GT3PA Optimum Motorsport

Aston Martin V12 Vantage GT3

IDEAL LAP TIME : 1:28.395

BEST LAP TIME : 1:28.494

DIFFERENCE : 0.099

D1: Flick HAIGH

D2: Jonny ADAM

LAP	SECTOR 1	SECTOR 2	SECTOR 3	LAP TIME	MPH	DIFF	TIME OF DAY			
1 - D2	OUTLAP	87.4	43.243	110.5	39.294	103.2	2:24.444	61.99	55.950	12:05:17.016
2 - D2	19.287	138.6	34.973	142.1	34.283	101.5	1:28.543 (2)	101.13	0.049	12:06:45.559
3 - D2	19.320	140.6	34.837	142.1	34.337	101.0	1:28.494 (1)	101.18		12:08:14.053
4 - D2	19.323	140.6	34.902	142.4	41.402	101.3	1:35.627	93.63	7.133	12:09:49.680
5 - D2	19.335	139.8	35.402	141.8	55.053	100.7	1:49.790	81.55	21.296	12:11:39.470
6 - D2	19.325	142.4	34.919	141.5	IN PIT		1:32.736 P	96.55	4.242	12:13:12.206
7 - D1	OUTLAP	128.0	37.860	142.4	40.098	102.1	3:36.649	41.33	2:08.155	12:16:48.855
8 - D1	19.780	132.6	35.673	142.1	35.836	102.4	1:31.289	98.08	2.795	12:18:20.144
9 - D1	19.644	134.7	35.503	142.7	35.738	102.6	1:30.885	98.52	2.391	12:19:51.029
10 - D1	19.651	137.7	36.051	141.5	35.000	102.2	1:30.702	98.72	2.208	12:21:21.731
11 - D1	19.509	136.6	35.852	141.8	34.914	102.4	1:30.275	99.19	1.781	12:22:52.006
12 - D1	19.663	137.2	36.689	141.8	36.224	102.4	1:32.576	96.72	4.082	12:24:24.582
13 - D1	19.447	138.3	35.628	142.7	35.027	101.5	1:30.102	99.38	1.608	12:25:54.684
14 - D1	19.530	136.6	35.460	141.5	36.644	100.3	1:31.634	97.71	3.140	12:27:26.318
15 - D1	19.397	142.4	35.284	143.7	35.066	101.9	1:29.747	99.77	1.253	12:28:56.065
16 - D1	19.934	124.0	37.843	110.1	IN PIT		1:38.058 P	91.31	9.564	12:30:34.123
17 - D1	OUTLAP	116.1	38.792	117.3	39.500	103.2	3:50.613	38.82	2:22.119	12:34:24.736
18 - D1	19.331	138.3	34.996	143.3	35.048	103.2	1:29.375	100.18	0.881	12:35:54.111
19 - D1	19.372	140.1	36.305	141.8	34.546	102.1	1:30.223	99.24	1.729	12:37:24.334
20 - D1	19.728	142.4	35.087	143.7	34.690	102.4	1:29.505	100.04	1.011	12:38:53.839
21 - D1	19.438	140.9	34.877	142.4	34.373	102.1	1:28.688 (3)	100.96	0.194	12:40:22.527
22 - D1	19.474	139.8	35.089	142.1	35.116	103.7	1:29.679	99.85	1.185	12:41:52.206
23 - D1	19.275	141.2	35.070	142.7	35.050	101.8	1:29.395	100.16	0.901	12:43:21.601
24 - D1	19.386	134.7	36.243	141.8	35.218	102.6	1:30.847	98.56	2.353	12:44:52.448
25 - D1	19.331	137.5	35.353	143.0	39.496	102.4	1:34.180	95.07	5.686	12:46:26.628
26 - D1	19.524	138.9	36.586	140.6	IN PIT		1:34.185 P	95.07	5.691	12:48:00.813
27 - D1	OUTLAP	121.3	36.119	142.7	35.062	102.4	3:37.039	41.25	2:08.545	12:51:37.852
28 - D1	19.662	127.0	37.081	143.0	36.500	102.7	1:33.243	96.03	4.749	12:53:11.095
29 - D1	22.520	96.1	40.696	137.2	IN PIT		1:44.446 P	85.73	15.952	12:54:55.541

P10 7 GT3PA Team Parker Racing Ltd

Bentley Continental GT3

IDEAL LAP TIME : 1:28.323

BEST LAP TIME : 1:28.549

DIFFERENCE : 0.226

D1: Ian LOGGIE

D2: Callum MACLEOD

LAP	SECTOR 1	SECTOR 2	SECTOR 3	LAP TIME	MPH	DIFF	TIME OF DAY			
1 - D2	19.531	123.8	36.554	142.4	36.475	101.9	1:32.560	96.74	4.011	12:03:17.677
2 - D2	19.209	143.3	34.618	142.4	34.722	100.7	1:28.549 (1)	101.12		12:04:46.226
3 - D2	19.294	144.6	34.641	143.0	34.709	100.6	1:28.644 (2)	101.01	0.095	12:06:14.870
4 - D2	21.264	109.2	35.648	141.8	IN PIT		1:35.178 P	94.08	6.629	12:07:50.048
5 - D1	OUTLAP	118.9	36.397	141.8	35.236	100.9	6:14.539	23.90	4:45.990	12:14:04.587
6 - D1	19.397	141.8	35.030	142.7	35.184	100.3	1:29.611	99.92	1.062	12:15:34.198
7 - D1	21.049	117.1	37.956	142.4	35.387	100.4	1:34.392	94.86	5.843	12:17:08.590
8 - D1	19.747	137.5	35.391	141.5	34.891	100.4	1:30.029	99.46	1.480	12:18:38.619
9 - D1	19.366	139.2	35.477	142.1	35.114	100.4	1:29.957	99.54	1.408	12:20:08.576
10 - D1	19.436	139.8	35.303	141.2	35.269	98.1	1:30.008	99.48	1.459	12:21:38.584
11 - D1	20.623	137.5	35.170	144.0	35.087	100.6	1:30.880	98.53	2.331	12:23:09.464
12 - D1	19.498	138.9	37.162	139.5	35.294	101.0	1:31.954	97.37	3.405	12:24:41.418

Donington Park GP

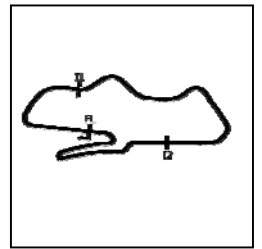
Circuit Length = 2.4873 miles

Start: 12:00 Flag 13:00 End: 13:00

Weather / Track : Drizzle / Dry

British GT Championship

FREE PRACTICE 2 - SECTOR ANALYSIS



SECTOR 1 = FL to I1, SECTOR 2 = I1 to I2, SECTOR 3 = I2 to FL, DIFF = Difference To Personal Best Lap, P = Crossed Finish Line in Pit Lane, D = Time Disallowed

13 - D1	20.366	104.5	35.783	142.1	35.244	100.1	1:31.393	97.97	2.844	12:26:12.811	
14 - D1	19.488	135.0	36.209	143.7	37.484	98.8	1:33.181	96.09	4.632	12:27:45.992	
15 - D1	19.765	135.8	36.433	142.1	35.033	100.9	1:31.231	98.15	2.682	12:29:17.223	
16 - D1	19.814	122.2	38.140	141.5	35.187	100.9	1:33.141	96.13	4.592	12:30:50.364	
17 - D1	20.479	125.9	38.185	142.4	35.357	100.6	1:34.021	95.23	5.472	12:32:24.385	
18 - D1	20.557	124.0	35.907	142.7	35.321	101.0	1:31.785	97.55	3.236	12:33:56.170	
19 - D1	19.579	138.0	36.990	140.3	IN PIT		1:35.880	P	93.39	7.331	12:35:32.050
20 - D1	OUTLAP	122.2	37.511	142.1	34.636	102.4	4:57.339	30.11	3:28.790		12:40:29.389
21 - D1	19.200	140.1	35.795	142.7	36.808	101.6	1:31.803	97.53	3.254	12:42:01.192	
22 - D1	19.276	140.9	35.282	142.4	46.077	99.5	1:40.635	88.97	12.086	12:43:41.827	
23 - D1	22.187	106.0	38.361	143.0	IN PIT		1:41.811	P	87.95	13.262	12:45:23.638
24 - D2	OUTLAP	94.3	38.133	134.4	35.574	101.3	6:10.915	24.14	4:42.366		12:51:34.553
25 - D2	19.118	146.8	35.512	141.8	34.587	101.8	1:29.217	(3)	100.36	0.668	12:53:03.770
26 - D2	22.363	120.2	40.103	138.3	IN PIT		1:44.033	P	86.07	15.484	12:54:47.803

P11 1 GT3PA Team Parker Racing Ltd

Bentley Continental GT3

IDEAL LAP TIME : 1:29.034

BEST LAP TIME : 1:29.243

DIFFERENCE : 0.209

D1: Rick PARFITT JNR

D2: Ryan RATCLIFFE

LAP	SECTOR 1	SECTOR 2	SECTOR 3	LAP TIME	MPH	DIFF	TIME OF DAY				
1 - D2	19.638	133.9	36.983	140.3	35.744	100.1	1:32.365	96.94	3.122	12:03:40.343	
2 - D2	19.393	139.5	34.985	141.5	35.105	101.5	1:29.483	(2)	100.06	0.240	12:05:09.826
3 - D2	19.307	141.5	35.096	142.1	35.377	101.5	1:29.780	99.73	0.537	12:06:39.606	
4 - D2	19.331	142.7	34.821	143.0	35.376	102.1	1:29.528	(3)	100.01	0.285	12:08:09.134
5 - D2	19.311	140.3	35.536	136.1	35.628	101.3	1:30.475	98.97	1.232	12:09:39.609	
6 - D2	19.433	139.5	35.218	141.2	35.212	100.3	1:29.863	99.64	0.620	12:11:09.472	
7 - D2	19.487	139.5	35.625	141.5	35.552	100.9	1:30.664	98.76	1.421	12:12:40.136	
8 - D2	19.531	135.8	36.864	142.1	IN PIT		1:34.317	P	94.93	5.074	12:14:14.453
9 - D1	OUTLAP	136.6	35.797	141.8	35.318	100.3	4:37.572	32.25	3:08.329		12:18:52.025
10 - D1	19.585	125.6	36.206	141.8	37.536	89.5	1:33.327	95.94	4.084	12:20:25.352	
11 - D1	21.241	133.4	36.507	141.8	35.332	100.6	1:33.080	96.20	3.837	12:21:58.432	
12 - D1	19.430	140.9	35.624	141.8	35.077	99.8	1:30.131	99.34	0.888	12:23:28.563	
13 - D1	19.499	141.8	35.105	143.7	35.251	100.0	1:29.855	99.65	0.612	12:24:58.418	
14 - D1	19.485	140.6	35.121	142.7	35.054	100.4	1:29.660	99.87	0.417	12:26:28.078	
15 - D1	19.574	139.2	35.184	143.3	34.954	100.9	1:29.712	99.81	0.469	12:27:57.790	
16 - D1	19.474	143.7	35.219	143.3	IN PIT		1:32.828	P	96.46	3.585	12:29:30.618
17 - D1	OUTLAP	138.3	36.915	140.6	IN PIT		8:09.190	P	18.30	6:39.947	12:37:39.808
18 - D2	OUTLAP	130.3	35.410	142.1	35.541	100.4	5:18.282	28.13	3:49.039		12:42:58.090
19 - D2	19.486	140.1	35.134	141.2	35.296	100.9	1:29.916	99.58	0.673	12:44:28.006	
20 - D2	19.492	140.6	35.202	142.1	35.384	101.6	1:30.078	99.40	0.835	12:45:58.084	
21 - D2	19.259	143.0	34.845	142.7	35.139	100.3	1:29.243	(1)	100.33		12:47:27.327
22 - D2	19.360	141.5	35.093	141.2	37.346	99.8	1:31.799	97.54	2.556	12:48:59.126	
23 - D2	19.613	140.6	35.088	142.4	35.417	102.1	1:30.118	99.36	0.875	12:50:29.244	
24 - D2	19.415	141.8	34.986	143.3	35.176	99.8	1:29.577	99.96	0.334	12:51:58.821	
25 - D2	20.276	123.8	36.271	142.1	IN PIT		1:36.084	P	93.19	6.841	12:53:34.905

P12 101 GT3PA Balfe Motorsport

McLaren 650S GT3

IDEAL LAP TIME : 1:29.108

BEST LAP TIME : 1:29.356

DIFFERENCE : 0.248

D1: Graham JOHNSON

D2: Mike ROBINSON

LAP	SECTOR 1	SECTOR 2	SECTOR 3	LAP TIME	MPH	DIFF	TIME OF DAY				
1 - D2	20.007	131.0	36.613	139.5	35.980	97.9	1:32.600	96.70	3.244	12:03:19.620	
2 - D2	19.836	132.3	35.898	138.9	35.580	99.7	1:31.314	98.06	1.958	12:04:50.934	
3 - D2	19.758	135.0	35.914	138.6	35.357	99.7	1:31.029	98.36	1.673	12:06:21.963	
4 - D2	19.813	136.1	36.795	139.5	36.405	100.1	1:33.013	96.27	3.657	12:07:54.976	
5 - D2	19.854	133.9	35.864	139.2	IN PIT		1:35.612	P	93.65	6.256	12:09:30.588
6 - D2	OUTLAP	116.9	38.223	136.9	35.947	99.7	6:25.534	23.22	4:56.178		12:15:56.122
7 - D2	20.339	117.1	37.508	139.2	35.191	99.4	1:33.038	96.24	3.682	12:17:29.160	
8 - D2	19.898	134.2	35.858	138.3	35.176	100.6	1:30.932	(3)	98.47	1.576	12:19:00.092
9 - D2	19.705	135.5	36.058	139.5	35.442	99.7	1:31.205	98.17	1.849	12:20:31.297	
10 - D2	19.793	133.4	36.278	140.1	IN PIT		1:34.638	P	94.61	5.282	12:22:05.935
11 - D2	OUTLAP	127.5	35.928	139.2	35.117	100.4	5:48.409	25.70	4:19.053		12:27:54.344
12 - D2	19.720	137.7	35.226	139.2	34.410	99.4	1:29.356	(1)	100.21		12:29:23.700
13 - D2	19.472	138.9	35.335	140.1	34.854	101.0	1:29.661	(2)	99.87	0.305	12:30:53.361
14 - D2	19.566	139.8	37.520	135.0	IN PIT		1:35.600	P	93.66	6.244	12:32:28.961

Weather / Track : Drizzle / Dry

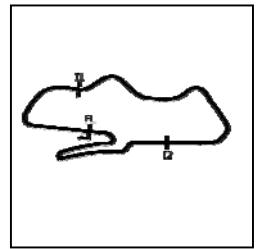
Donington Park GP

Circuit Length = 2.4873 miles

Start: 12:00 Flag 13:00 End: 13:00

British GT Championship

FREE PRACTICE 2 - SECTOR ANALYSIS



SECTOR 1 = FL to I1, SECTOR 2 = I1 to I2, SECTOR 3 = I2 to FL, DIFF = Difference To Personal Best Lap, P = Crossed Finish Line in Pit Lane, D = Time Disallowed

15 - D1	OUTLAP	119.8	37.464	138.6	37.223	101.5	6:32.759	22.79	5:03.403	12:39:01.720		
16 - D1		19.659	136.1	36.326	139.8	35.292	100.4	1:31.277	98.10	1.921	12:40:32.997	
17 - D1		20.050	132.6	36.212	138.6	35.480	100.9	1:31.742	97.60	2.386	12:42:04.739	
18 - D1		19.865	134.4	35.963	139.2	35.589	100.0	1:31.417	97.95	2.061	12:43:36.156	
19 - D1		19.937	134.2	35.974	138.9	35.253	99.8	1:31.164	98.22	1.808	12:45:07.320	
20 - D1		19.870	135.5	37.337	137.7		IN PIT	1:35.003	P	94.25	5.647	12:46:42.323
21 - D1	OUTLAP	96.2	40.967	138.6	37.202	98.8	8:04.602	18.47	6:35.246	12:54:46.925		
22 - D1		23.151	103.2	41.740	138.0		IN PIT	1:46.089	P	84.40	16.733	12:56:33.014

P13 70 GTCPA JMH Auto

Ferrari 488 Challenge

IDEAL LAP TIME : 1:30.364

BEST LAP TIME : 1:30.429

DIFFERENCE : 0.065

D1: John SEALE

D2: Marcus CLUTTON

LAP		SECTOR 1		SECTOR 2		SECTOR 3		LAP TIME	MPH	DIFF	TIME OF DAY	
1 - D2		20.319	119.6	38.150	141.8	39.038	103.4	1:37.507	91.83	7.078	12:05:00.562	
2 - D2		20.670	114.5	37.362	144.3	35.897	102.6	1:33.929	95.33	3.500	12:06:34.491	
3 - D2		19.604	132.3	36.475	145.8		IN PIT	1:35.866	P	93.40	5.437	12:08:10.357
4 - D1	OUTLAP	93.2	39.548	144.3	38.016	102.4	7:12.466	20.70	5:42.037	12:15:22.823		
5 - D1		20.689	115.7	37.532	144.3	36.422	102.9	1:34.643	94.61	4.214	12:16:57.466	
6 - D1		19.895	122.4	37.181	144.0	36.247	101.0	1:33.323	95.95	2.894	12:18:30.789	
7 - D1		20.052	119.4	37.155	144.9	36.028	100.6	1:33.235	96.04	2.806	12:20:04.024	
8 - D1		20.195	124.0	37.113	143.3	36.611	102.1	1:33.919	95.34	3.490	12:21:37.943	
9 - D1		22.641	115.3	37.092	144.6	36.861	102.2	1:36.594	92.70	6.165	12:23:14.537	
10 - D1		20.065	125.6	37.593	145.2	37.146	101.8	1:34.804	94.45	4.375	12:24:49.341	
11 - D1		19.883	126.8	37.242	144.9		IN PIT	1:36.853	P	92.45	6.424	12:26:26.194
12 - D1	OUTLAP	118.5	37.737	144.6	38.284	100.6	3:29.424	42.75	1:58.995	12:29:55.618		
13 - D1		20.204	125.6	37.228	145.2	36.464	102.9	1:33.896	95.36	3.467	12:31:29.514	
14 - D1		20.050	119.4	36.846	144.3	36.107	101.8	1:33.003	96.28	2.574	12:33:02.517	
15 - D1		19.887	120.6	37.462	130.5	37.072	102.7	1:34.421	94.83	3.992	12:34:36.938	
16 - D1		19.840	124.5	36.883	144.9	36.405	101.9	1:33.128	96.15	2.699	12:36:10.066	
17 - D1		23.080	88.5	41.677	143.3		IN PIT	1:45.197	P	85.12	14.768	12:37:55.263
18 - D2	OUTLAP	112.7	37.787	145.5	35.976	103.8	4:16.383	34.92	2:45.954	12:42:11.646		
19 - D2		19.674	131.5	36.170	145.8	36.799	105.0	1:32.643	96.65	2.214	12:43:44.289	
20 - D2		19.931	110.9	36.631	145.8	35.192	101.6	1:31.754	97.59	1.325	12:45:16.043	
21 - D2		19.582	134.4	36.133	145.8	35.299	104.3	1:31.014	(3)	98.38	0.585	12:46:47.057
22 - D2		19.466	133.4	36.079	145.2	34.970	104.3	1:30.515	(2)	98.92	0.086	12:48:17.572
23 - D2	19.424	133.6	36.144	146.5	34.861	104.0	1:30.429	(1)	99.02		12:49:48.001	
24 - D2		19.649	123.5	36.564	146.2		IN PIT	1:33.770	P	95.49	3.341	12:51:21.771
25 - D2	OUTLAP	95.5	41.179	144.0		IN PIT	3:01.222	P	49.41	1:30.793	12:54:22.993	

P14 43 GT4S Century Motorsport

BMW M4 GT4

IDEAL LAP TIME : 1:35.441

BEST LAP TIME : 1:35.512

DIFFERENCE : 0.071

D1: Dean MACDONALD

D2: Jack MITCHELL

LAP		SECTOR 1		SECTOR 2		SECTOR 3		LAP TIME	MPH	DIFF	TIME OF DAY	
1 - D2		21.173	128.0	38.426	128.0	37.668	90.3	1:37.267	92.06	1.755	12:04:29.980	
2 - D2		21.131	128.0	38.639	127.8	37.733	90.9	1:37.503	91.83	1.991	12:06:07.483	
3 - D2		21.082	127.5	38.324	129.3	37.810	91.3	1:37.216	92.10	1.704	12:07:44.699	
4 - D2		21.034	129.0	38.305	128.8	37.709	91.4	1:37.048	92.26	1.536	12:09:21.747	
5 - D2		21.056	127.5	38.702	129.5		IN PIT	1:40.756	P	88.87	5.244	12:11:02.503
6 - D2	OUTLAP	113.1	39.046	121.3	40.230	91.8	5:13.036	28.60	3:37.524	12:16:15.539		
7 - D2		20.995	129.5	37.606	129.0	36.911	91.1	1:35.512	(1)	93.75		12:17:51.051
8 - D2		20.951	129.8	37.886	129.8	40.778	91.8	1:39.615	89.89	4.103	12:19:30.666	
9 - D2		21.023	129.8	37.672	130.5	37.257	91.6	1:35.952	(2)	93.32	0.440	12:21:06.618
10 - D2		20.924	127.8	37.739	128.8		IN PIT	1:38.941	P	90.50	3.429	12:22:45.559
11 - D0	OUTLAP	110.1	43.358	106.5	39.154	91.6	4:44.183	31.50	3:08.671	12:27:29.742		
12 - D0		21.151	127.8	38.266	128.8	37.250	92.1	1:36.667	92.63	1.155	12:29:06.409	
13 - D0		21.029	128.8	39.188	127.8	37.711	92.5	1:37.928	91.43	2.416	12:30:44.337	
14 - D0		20.955	128.8	38.348	129.0	37.211	91.9	1:36.514	(3)	92.77	1.002	12:32:20.851
15 - D0		21.107	125.4	38.615	98.9		IN PIT	1:45.005	P	85.27	9.493	12:34:05.856
16 - D1	OUTLAP	113.9	39.716	126.1		IN PIT	3:03.239	P	48.86	1:27.727	12:37:09.095	

Weather / Track : Drizzle / Dry

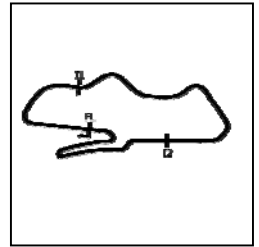
Donington Park GP

Circuit Length = 2.4873 miles

Start: 12:00 Flag 13:00 End: 13:00

British GT Championship

FREE PRACTICE 2 - SECTOR ANALYSIS



SECTOR 1 = FL to I1, SECTOR 2 = I1 to I2, SECTOR 3 = I2 to FL, DIFF = Difference To Personal Best Lap, P = Crossed Finish Line in Pit Lane, D = Time Disallowed

P15 62 GT4S Academy Motorsport				Aston Martin V8 Vantage GT4						
IDEAL LAP TIME : 1:36.047		BEST LAP TIME : 1:36.047		DIFFERENCE : 0.000						
D1: Will MOORE		D2: Matt NICOLL-JONES								
LAP	SECTOR 1		SECTOR 2		SECTOR 3		LAP TIME	MPH	DIFF	TIME OF DAY
1 - D1	21.432	121.5	38.636	131.8	37.702	89.9	1:37.770	91.58	1.723	12:04:13.280
2 - D1	21.492	118.7	38.955	130.5	38.301	90.8	1:38.748	90.67	2.701	12:05:52.028
3 - D1	21.163	124.0	38.643	131.0	37.482	90.0	1:37.288	92.04	1.241	12:07:29.316
4 - D1	21.231	123.8	38.538	131.0	37.192	90.3	1:36.961	92.35	0.914	12:09:06.277
5 - D1	21.183	126.8	38.420	131.3	37.635	91.3	1:37.238	92.08	1.191	12:10:43.515
6 - D1	21.179	128.0	38.580	131.3	IN PIT		1:39.328	P 90.15	3.281	12:12:22.843
7 - D2	OUTLAP	116.5	39.477	130.0	38.063	91.4	4:32.102	32.90	2:56.055	12:16:54.945
8 - D2	21.192	125.2	38.755	131.3	37.851	91.5	1:37.798	91.56	1.751	12:18:32.743
9 - D2	21.317	124.9	39.126	116.7	39.062	91.4	1:39.505	89.99	3.458	12:20:12.248
10 - D2	21.320	125.9	38.647	130.3	37.636	91.5	1:37.603	91.74	1.556	12:21:49.851
11 - D2	21.310	129.0	38.614	130.5	IN PIT		1:40.841	P 88.79	4.794	12:23:30.692
12 - D1	OUTLAP	99.1	42.831	126.6	40.876	92.0	5:11.091	28.78	3:35.044	12:28:41.783
13 - D1	21.232	131.0	38.432	129.3	38.655	93.3	1:38.319	91.07	2.272	12:30:20.102
14 - D1	21.094	131.0	38.373	131.0	38.035	90.6	1:37.502	91.83	1.455	12:31:57.604
15 - D1	21.141	130.0	39.043	130.8	IN PIT		1:39.424	P 90.06	3.377	12:33:37.028
16 - D1	OUTLAP	112.9	39.794	127.8	39.685	91.0	4:34.154	32.66	2:58.107	12:38:11.182
17 - D1	21.392	102.4	40.541	113.5	43.663	91.3	1:45.596	84.79	9.549	12:39:56.778
18 - D1	21.112	130.3	40.019	116.1	IN PIT		1:42.627	P 87.25	6.580	12:41:39.405
19 - D2	OUTLAP	122.2	38.746	129.0	38.739	91.5	4:31.804	32.94	2:55.757	12:46:11.209
20 - D2	21.027	128.3	38.095	130.5	37.193	90.9	1:36.315 (2)	92.97	0.268	12:47:47.524
21 - D2	20.991	127.0	38.051	130.8	37.005	91.3	1:36.047 (1)	93.22		12:49:23.571
22 - D2	21.125	130.8	38.093	130.3	37.349	91.6	1:36.567 (3)	92.72	0.520	12:51:00.138
23 - D2	21.381	127.5	38.449	131.8	IN PIT		1:41.317	P 88.38	5.270	12:52:41.455
24 - D1	OUTLAP	85.4	44.357	131.0	IN PIT		4:39.800	P 32.00	3:03.753	12:57:21.255

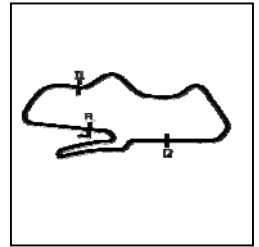
P16 10 GT4S Equipe Verschuur				McLaren 570S GT4						
IDEAL LAP TIME : 1:35.848		BEST LAP TIME : 1:36.197		DIFFERENCE : 0.349						
D1: Finlay HUTCHISON		D2: Daniel MCKAY								
LAP	SECTOR 1		SECTOR 2		SECTOR 3		LAP TIME	MPH	DIFF	TIME OF DAY
1 - D1	21.459	122.6	38.692	131.0	36.915	94.5	1:37.066	92.25	0.869	12:03:42.578
2 - D1	20.922	128.3	38.128	130.5	37.147	94.1	1:36.197 (1)	93.08		12:05:18.775
3 - D1	21.117	127.0	38.524	129.5	37.356	93.0	1:36.997	92.31	0.800	12:06:55.772
4 - D1	21.360	128.5	38.629	129.3	37.206	93.8	1:37.195	92.12	0.998	12:08:32.967
5 - D1	20.980	133.6	38.312	129.8	37.101	94.7	1:36.393 (3)	92.89	0.196	12:10:09.360
6 - D1	21.098	131.0	38.246	130.5	IN PIT		1:39.250	P 90.22	3.053	12:11:48.610
7 - D1	OUTLAP	130.0	38.651	128.3	37.241	93.9	4:11.064	35.66	2:34.867	12:15:59.674
8 - D1	21.037	131.5	38.903	130.3	IN PIT		1:38.414	P 90.98	2.217	12:17:38.088
9 - D1	OUTLAP	126.3	38.558	129.0	37.561	93.5	3:00.119	49.71	1:23.922	12:20:38.207
10 - D1	21.090	132.8	38.555	130.0	36.965	94.6	1:36.610	92.68	0.413	12:22:14.817
11 - D1	21.135	130.5	38.576	130.0	37.275	91.5	1:36.986	92.32	0.789	12:23:51.803
12 - D1	21.116	129.5	38.421	130.5	37.150	93.8	1:36.687	92.61	0.490	12:25:28.490
13 - D1	21.200	130.3	38.510	130.5	37.274	94.3	1:36.984	92.32	0.787	12:27:05.474
14 - D1	21.058	131.5	39.063	130.5	IN PIT		1:39.552	P 89.94	3.355	12:28:45.026
15 - D2	OUTLAP	128.0	39.001	130.8	37.889	93.8	3:38.452	40.99	2:02.255	12:32:23.478
16 - D2	20.954	128.5	42.832	125.6	IN PIT		1:45.342	P 85.00	9.145	12:34:08.820
17 - D2	OUTLAP	126.6	39.174	129.8	39.013	94.9	3:37.048	41.25	2:00.851	12:37:45.868
18 - D2	20.935	127.5	38.501	131.0	37.086	94.5	1:36.522	92.77	0.325	12:39:22.390
19 - D2	20.966	128.0	38.488	130.5	37.449	93.4	1:36.903	92.40	0.706	12:40:59.293
20 - D2	20.894	131.0	38.229	131.3	37.353	94.2	1:36.476	92.81	0.279	12:42:35.769
21 - D2	21.078	129.5	38.439	130.5	36.966	93.3	1:36.483	92.80	0.286	12:44:12.252
22 - D2	21.037	127.3	38.770	130.3	39.694	95.3	1:39.501	89.99	3.304	12:45:51.753
23 - D2	21.048	129.5	38.441	130.5	IN PIT		1:38.818	P 90.61	2.621	12:47:30.571
24 - D2	OUTLAP	127.5	38.706	131.0	40.844	96.1	2:39.050	56.29	1:02.853	12:50:09.621
25 - D2	20.805	131.0	38.315	131.8	37.174	93.8	1:36.294 (2)	92.99	0.097	12:51:45.915
26 - D2	22.898	99.5	41.615	128.8	IN PIT		1:44.278	P 85.87	8.081	12:53:30.193

Weather / Track : Drizzle / Dry

Donington Park GP
Circuit Length = 2.4873 miles
Start: 12:00 Flag 13:00 End: 13:00

British GT Championship

FREE PRACTICE 2 - SECTOR ANALYSIS



SECTOR 1 = FL to I1, SECTOR 2 = I1 to I2, SECTOR 3 = I2 to FL, DIFF = Difference To Personal Best Lap, P = Crossed Finish Line in Pit Lane, D = Time Disallowed

P17 66 GT4PA Team Parker Racing Ltd		Mercedes-AMG GT4									
IDEAL LAP TIME : 1:36.090		BEST LAP TIME : 1:36.209				DIFFERENCE : 0.119					
D1: Nick JONES		D2: Scott MALVERN									
LAP	SECTOR 1	SECTOR 2		SECTOR 3		LAP TIME	MPH	DIFF	TIME OF DAY		
1 - D2	OUTLAP	123.8	38.187	129.0	IN PIT	1:55.120	P 77.78	18.911	12:05:28.262		
2 - D2	OUTLAP	126.8	38.299	128.5	37.715	87.3	1:54.143	78.44	17.934	12:07:22.405	
3 - D2	21.309	130.0	38.069	129.0	37.227	87.1	1:36.605	(2) 92.69	0.396	12:08:59.010	
4 - D2	21.674	122.6	39.478	127.3	37.297	87.6	1:38.449	90.95	2.240	12:10:37.459	
5 - D2	21.411	129.8	37.943	129.3	37.344	87.8	1:36.698	(3) 92.60	0.489	12:12:14.157	
6 - D2	21.428	130.3	37.929	129.5	36.852	87.9	1:36.209	(1) 93.07		12:13:50.366	
7 - D2	21.414	128.5	38.114	129.0	IN PIT	1:37.783	P 91.57	1.574	12:15:28.149		
8 - D1	OUTLAP	122.0	39.158	127.0	40.638	86.2	5:23.994	27.63	3:47.785	12:20:52.143	
9 - D1	21.652	127.0	38.951	127.5	38.456	86.5	1:39.059	90.39	2.850	12:22:31.202	
10 - D1	21.485	124.7	38.900	127.0	38.324	87.3	1:38.709	90.71	2.500	12:24:09.911	
11 - D1	21.570	126.8	38.700	127.0	37.937	86.7	1:38.207	91.17	1.998	12:25:48.118	
12 - D1	21.372	125.9	38.707	127.5	38.333	86.4	1:38.412	90.98	2.203	12:27:26.530	
13 - D1	21.517	129.3	38.627	127.3	37.787	86.3	1:37.931	91.43	1.722	12:29:04.461	
14 - D1	21.741	128.3	40.587	122.9	IN PIT	1:47.193	P 83.53	10.984	12:30:51.654		
15 - D1	OUTLAP	123.3	39.459	127.0	39.402	87.2	3:54.628	38.16	2:18.419	12:34:46.282	
16 - D1	21.670	126.1	38.613	127.5	39.277	86.8	1:39.560	89.94	3.351	12:36:25.842	
17 - D1	21.811	125.4	38.857	126.8	40.855	88.1	1:41.523	88.20	5.314	12:38:07.365	
18 - D1	21.930	107.5	39.059	127.5	38.016	86.4	1:39.005	90.44	2.796	12:39:46.370	
19 - D1	21.477	124.0	38.903	127.8	IN PIT	1:44.957	P 85.31	8.748	12:41:31.327		
20 - D1	OUTLAP	121.5	39.183	126.8	39.298	87.1	4:36.926	32.33	3:00.717	12:46:08.253	
21 - D1	21.530	128.3	39.003	127.5	37.708	87.1	1:38.241	91.14	2.032	12:47:46.494	
22 - D1	23.148	110.1	41.554	127.5	IN PIT	1:44.042	P 86.06	7.833	12:49:30.536		

P18 55 GT4S HHC Motorsport		Ginetta G55 GT4									
IDEAL LAP TIME : 1:36.128		BEST LAP TIME : 1:36.234				DIFFERENCE : 0.106					
D1: Callum POINTON		D2: Patrik MATTHIESEN									
LAP	SECTOR 1	SECTOR 2		SECTOR 3		LAP TIME	MPH	DIFF	TIME OF DAY		
1 - D2	21.409	127.8	38.384	124.7	37.368	90.6	1:37.161	92.16	0.927	12:03:46.302	
2 - D2	21.295	128.5	37.942	125.2	37.571	90.1	1:36.808	92.49	0.574	12:05:23.110	
3 - D2	21.393	128.8	38.079	124.2	38.058	90.3	1:37.530	91.81	1.296	12:07:00.640	
4 - D2	21.345	130.0	38.170	124.9	37.216	89.7	1:36.731	92.57	0.497	12:08:37.371	
5 - D2	21.254	128.8	37.989	124.9	37.189	90.4	1:36.432	(2) 92.85	0.198	12:10:13.803	
6 - D2	21.416	129.0	38.184	124.0	37.669	90.1	1:37.269	92.05	1.035	12:11:51.072	
7 - D2	21.278	129.0	37.952	124.7	37.216	90.0	1:36.446	(3) 92.84	0.212	12:13:27.518	
8 - D2	21.346	128.3	37.967	124.5	IN PIT	1:38.128	P 91.25	1.894	12:15:05.646		
9 - D2	OUTLAP	127.0	38.256	124.7	37.729	90.0	4:35.762	32.47	2:59.528	12:19:41.408	
10 - D2	21.344	128.0	38.122	124.9	37.192	89.7	1:36.658	92.64	0.424	12:21:18.066	
11 - D2	21.220	128.8	38.187	124.7	37.159	90.6	1:36.566	92.72	0.332	12:22:54.632	
12 - D2	21.260	128.5	38.805	124.9	IN PIT	1:38.796	P 90.63	2.562	12:24:33.428		
13 - D2	OUTLAP	128.3	37.961	126.3	40.757	90.0	4:24.455	33.86	2:48.221	12:28:57.883	
14 - D2	21.237	128.5	38.240	125.4	37.527	90.6	1:37.004	92.31	0.770	12:30:34.887	
15 - D2	21.201	129.3	38.092	124.9	37.155	90.4	1:36.448	92.84	0.214	12:32:11.335	
16 - D2	21.214	129.3	38.035	124.2	36.985	90.4	1:36.234	(1) 93.04		12:33:47.569	
17 - D2	21.319	127.8	38.175	125.2	IN PIT	1:38.296	P 91.09	2.062	12:35:25.865		
18 - D1	OUTLAP	120.2	38.750	124.7	37.972	92.3	3:28.923	42.86	1:52.689	12:38:54.788	
19 - D1	21.471	128.8	38.691	124.5	38.752	92.5	1:38.914	90.52	2.680	12:40:33.702	
20 - D1	21.381	129.0	38.345	125.4	37.608	91.0	1:37.334	91.99	1.100	12:42:11.036	
21 - D1	21.408	129.0	38.308	125.2	IN PIT	1:40.650	P 88.96	4.416	12:43:51.686		
22 - D1	OUTLAP	125.4	38.371	124.9	37.734	92.1	5:18.637	28.10	3:42.403	12:49:10.323	
23 - D1	22.210	125.2	39.233	124.9	39.187	91.6	1:40.630	88.98	4.396	12:50:50.953	
24 - D1	21.374	130.0	38.413	125.4	IN PIT	1:39.252	P 90.21	3.018	12:52:30.205		
25 - D1	OUTLAP	93.9	42.820	124.9	IN PIT	4:07.675	P 36.15	2:31.441	12:56:37.880		

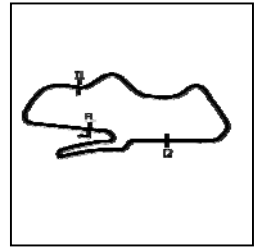
P19 25 GT4PA Ciceley Motorsport		Mercedes-AMG GT4									
IDEAL LAP TIME : 1:36.168		BEST LAP TIME : 1:36.255				DIFFERENCE : 0.087					
D1: David FAIRBROTHER		D2: Adam MORGAN									
LAP	SECTOR 1	SECTOR 2		SECTOR 3		LAP TIME	MPH	DIFF	TIME OF DAY		
1 - D1	21.770	124.2	39.622	127.8	38.889	86.3	1:40.281	89.29	4.026	12:05:23.708	

Weather / Track : Drizzle / Dry

Donington Park GP
Circuit Length = 2.4873 miles
Start: 12:00 Flag 13:00 End: 13:00

British GT Championship

FREE PRACTICE 2 - SECTOR ANALYSIS



SECTOR 1 = FL to I1, SECTOR 2 = I1 to I2, SECTOR 3 = I2 to FL, DIFF = Difference To Personal Best Lap, P = Crossed Finish Line in Pit Lane, D = Time Disallowed

2 - D1	21.667	125.6	39.180	128.5	39.247	87.1	1:40.094	89.46	3.839	12:07:03.802
3 - D1	21.945	123.1	39.139	128.8	39.321	85.0	1:40.405	89.18	4.150	12:08:44.207
4 - D1	21.640	124.0	38.995	128.3	38.446	88.6	1:39.081	90.37	2.826	12:10:23.288
5 - D1	21.627	125.6	39.057	127.8	1:12.036	83.9	2:12.720	67.46	36.465	12:12:36.008
6 - D1	21.898	125.6	40.332	125.9	39.759	84.6	1:41.989	87.79	5.734	12:14:17.997
7 - D1	21.624	123.8	38.951	128.3	39.161	88.7	1:39.736	89.78	3.481	12:15:57.733
8 - D1	21.602	122.0	39.145	128.3	39.864	88.4	1:40.611	89.00	4.356	12:17:38.344
9 - D1	21.560	124.0	39.304	128.0	38.757	86.2	1:39.621	89.88	3.366	12:19:17.965
10 - D1	23.362	105.6	40.116	127.0	IN PIT		1:46.383	P 84.17	10.128	12:21:04.348
11 - D1	OUTLAP	121.3	39.164	127.5	39.038	87.8	5:54.021	25.29	4:17.766	12:26:58.369
12 - D1	21.526	112.5	40.004	127.8	39.033	86.5	1:40.563	89.04	4.308	12:28:38.932
13 - D1	21.622	126.6	39.082	127.5	38.692	88.4	1:39.396	90.08	3.141	12:30:18.328
14 - D1	21.473	126.6	39.134	127.8	39.331	86.3	1:39.938	89.60	3.683	12:31:58.266
15 - D1	21.763	122.2	39.481	129.0	IN PIT		1:43.354	P 86.63	7.099	12:33:41.620
16 - D2	OUTLAP	115.1	39.855	110.7	38.768	89.4	4:33.952	32.68	2:57.697	12:38:15.572
17 - D2	21.156	130.3	38.147	129.5	38.153	90.0	1:37.456	91.88	1.201	12:39:53.028
18 - D2	21.608	128.0	37.924	129.3	37.866	89.4	1:37.398	(3) 91.93	1.143	12:41:30.426
19 - D2	21.138	131.8	37.943	129.0	37.746	88.1	1:36.827	(2) 92.47	0.572	12:43:07.253
20 - D2	21.225	132.3	37.640	129.5	37.390	87.9	1:36.255	(1) 93.02		12:44:43.508
21 - D2	21.220	131.5	37.943	129.5	IN PIT		1:41.433	P 88.27	5.178	12:46:24.941
22 - D2	OUTLAP	79.1	43.998	126.6	38.412	88.8	8:26.765	17.66	6:50.510	12:54:51.706
23 - D2	24.146	92.3	45.064	125.6	39.707	89.4	1:48.917	82.21	12.662	12:56:40.623
24 - D2	26.088	82.3	47.600	122.2	IN PIT		2:01.372	P 73.77	25.117	12:58:41.995

P20 4 GT4S Tolman Motorsport Ltd McLaren 570S GT4

IDEAL LAP TIME : 1:36.169 BEST LAP TIME : 1:36.264 DIFFERENCE : 0.095
 D1: Michael O'BRIEN D2: Charlie FAGG

LAP	SECTOR 1	SECTOR 2	SECTOR 3	LAP TIME	MPH	DIFF	TIME OF DAY			
1 - D2	OUTLAP	116.7	39.729	127.8	41.769	92.3	4:36.586	32.37	3:00.322	12:07:48.389
2 - D2	21.231	126.1	38.586	128.5	37.747	91.5	1:37.564	91.78	1.300	12:09:25.953
3 - D2	21.379	125.9	38.751	128.0	39.234	91.9	1:39.364	90.11	3.100	12:11:05.317
4 - D2	21.207	126.6	38.379	128.5	37.585	91.8	1:37.171	92.15	0.907	12:12:42.488
5 - D2	21.182	125.9	38.568	128.0	37.746	91.5	1:37.496	91.84	1.232	12:14:19.984
6 - D2	21.421	126.6	38.877	127.8	IN PIT		1:40.086	P 89.46	3.822	12:16:00.070
7 - D1	OUTLAP	118.3	42.521	113.7	38.445	91.5	4:39.492	32.03	3:03.228	12:20:39.562
8 - D1	21.443	129.0	38.764	127.3	37.448	91.3	1:37.655	91.69	1.391	12:22:17.217
9 - D1	21.263	130.5	38.923	127.3	37.397	90.6	1:37.583	91.76	1.319	12:23:54.800
10 - D1	21.329	130.3	39.389	127.0	38.334	93.3	1:39.052	90.40	2.788	12:25:33.852
11 - D1	21.181	130.0	39.056	127.8	40.135	93.8	1:40.372	89.21	4.108	12:27:14.224
12 - D1	21.268	130.3	38.639	128.0	37.377	91.3	1:37.284	92.04	1.020	12:28:51.508
13 - D1	21.282	130.3	40.200	95.0	IN PIT		1:46.160	P 84.34	9.896	12:30:37.668
14 - D2	OUTLAP	106.1	40.410	127.5	38.238	93.0	5:59.654	24.89	4:23.390	12:36:37.322
15 - D2	21.045	129.3	38.114	128.5	37.123	92.1	1:36.282	(2) 93.00	0.018	12:38:13.604
16 - D2	21.051	129.5	38.313	128.0	37.088	92.3	1:36.452	(3) 92.83	0.188	12:39:50.056
17 - D2	21.089	129.0	38.036	128.8	37.139	92.0	1:36.264	(1) 93.01		12:41:26.320
18 - D2	21.643	118.5	38.953	128.0	38.690	92.5	1:39.286	90.18	3.022	12:43:05.606
19 - D2	21.142	128.0	38.157	128.0	37.248	91.6	1:36.547	92.74	0.283	12:44:42.153
20 - D2	21.117	127.0	38.238	128.0	IN PIT		1:37.867	P 91.49	1.603	12:46:20.020
21 - D1	OUTLAP	105.1	39.440	127.8	38.262	93.5	3:29.306	42.78	1:53.042	12:49:49.326
22 - D1	21.116	132.1	40.366	108.0	39.387	93.3	1:40.869	88.77	4.605	12:51:30.195
23 - D1	21.108	129.0	38.274	127.8	37.137	91.9	1:36.519	92.77	0.255	12:53:06.714
24 - D1	25.320	95.3	45.129	124.0	IN PIT		1:52.797	P 79.38	16.533	12:54:59.511

P21 42 GT4S Century Motorsport BMW M4 GT4

IDEAL LAP TIME : 1:35.957 BEST LAP TIME : 1:36.342 DIFFERENCE : 0.385
 D1: Ben TUCK D2: Ben GREEN

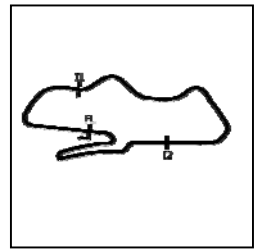
LAP	SECTOR 1	SECTOR 2	SECTOR 3	LAP TIME	MPH	DIFF	TIME OF DAY			
1 - D1	21.235	131.8	38.736	127.5	38.016	89.1	1:37.987	91.38	1.645	12:04:02.763
2 - D1	21.250	132.1	38.769	127.5	37.620	89.5	1:37.639	91.70	1.297	12:05:40.402
3 - D1	21.123	132.1	38.470	128.0	37.493	90.0	1:37.086	92.23	0.744	12:07:17.488
4 - D1	21.077	131.8	38.608	128.0	37.623	90.8	1:37.308	92.02	0.966	12:08:54.796
5 - D1	21.156	131.5	38.369	129.0	39.571	90.6	1:39.096	90.36	2.754	12:10:33.892
6 - D1	21.251	132.1	38.464	128.5	37.269	90.9	1:36.984	92.32	0.642	12:12:10.876

Donington Park GP
 Circuit Length = 2.4873 miles
 Start: 12:00 Flag 13:00 End: 13:00

Weather / Track : Drizzle / Dry

British GT Championship

FREE PRACTICE 2 - SECTOR ANALYSIS



SECTOR 1 = FL to I1, SECTOR 2 = I1 to I2, SECTOR 3 = I2 to FL, DIFF = Difference To Personal Best Lap, P = Crossed Finish Line in Pit Lane, D = Time Disallowed

7 - D1	21.131	131.5	38.432	128.8	IN PIT		1:39.082	P	90.37	2.740	12:13:49.958
8 - D2	OUTLAP	115.5	39.889	125.4	38.675	91.8	4:31.529		32.97	2:55.187	12:18:21.487
9 - D2	21.176	127.8	37.924	129.0	37.242	90.3	1:36.342 (1)	92.94			12:19:57.829
10 - D2	21.199	128.3	37.888	129.3	37.399	90.9	1:36.486	(3)	92.80	0.144	12:21:34.315
11 - D2	21.137	128.3	39.116	114.3	38.100	90.9	1:38.353		91.04	2.011	12:23:12.668
12 - D2	21.078	131.0	38.120	128.8	IN PIT		1:40.614	P	88.99	4.272	12:24:53.282
13 - D2	OUTLAP	128.8	38.686	114.7	42.431	91.3	4:38.367		32.16	3:02.025	12:29:31.649
14 - D2	21.193	130.0	40.450	127.5	IN PIT		1:44.073	P	86.04	7.731	12:31:15.722
15 - D1	OUTLAP	124.7	38.615	128.0	37.491	91.8	5:13.718		28.54	3:37.376	12:36:29.440
16 - D1	21.172	131.0	38.322	128.5	37.566	91.8	1:37.060		92.25	0.718	12:38:06.500
17 - D1	21.787	120.9	38.474	128.0	37.142	91.0	1:37.403		91.93	1.061	12:39:43.903
18 - D1	21.030	130.5	38.204	129.0	38.362	90.6	1:37.596		91.75	1.254	12:41:21.499
19 - D1	21.115	132.3	38.402	127.5	39.495	91.3	1:39.012		90.43	2.670	12:43:00.511
20 - D1	21.051	131.5	38.320	129.5	37.345	90.9	1:36.716		92.58	0.374	12:44:37.227
21 - D1	21.307	132.3	38.125	129.0	37.116	91.4	1:36.548		92.74	0.206	12:46:13.775
22 - D1	21.051	132.8	38.510	129.3	37.100	91.3	1:36.661		92.63	0.319	12:47:50.436
23 - D1	20.969	131.8	38.349	129.0	37.277	91.4	1:36.595		92.70	0.253	12:49:27.031
24 - D1	21.785	130.3	38.399	129.5	37.409	91.5	1:37.593		91.75	1.251	12:51:04.624
25 - D1	21.099	131.8	38.177	129.5	37.107	91.0	1:36.383	(2)	92.90	0.041	12:52:41.007
26 - D1	22.803	117.7	40.279	128.8	IN PIT		1:43.839	P	86.23	7.497	12:54:24.846

P22 56 GT4PA Tolman Motorsport Ltd

McLaren 570S GT4

IDEAL LAP TIME : 1:36.359

BEST LAP TIME : 1:36.359

DIFFERENCE : 0.000

D1: David PATTISON

D2: Joe OSBORNE

LAP	SECTOR 1	SECTOR 2	SECTOR 3	LAP TIME	MPH	DIFF	TIME OF DAY				
1 - D1	21.620	121.7	39.646	127.8	39.011	92.5	1:40.277	89.29	3.918	12:04:11.655	
2 - D1	21.916	121.1	39.814	127.3	39.345	92.0	1:41.075	88.59	4.716	12:05:52.730	
3 - D1	21.617	124.7	39.637	127.5	38.776	87.0	1:40.030	89.51	3.671	12:07:32.760	
4 - D1	21.839	124.7	39.690	127.3	38.508	89.1	1:40.037	89.51	3.678	12:09:12.797	
5 - D1	21.794	124.2	39.481	127.0	38.736	88.1	1:40.011	89.53	3.652	12:10:52.808	
6 - D1	21.717	123.1	39.478	127.8	40.394	90.4	1:41.589	88.14	5.230	12:12:34.397	
7 - D1	21.677	124.5	39.607	127.3	38.815	90.0	1:40.099	89.45	3.740	12:14:14.496	
8 - D1	21.571	125.4	39.919	126.8	38.324	89.9	1:39.814	89.71	3.455	12:15:54.310	
9 - D1	21.897	119.6	40.354	126.8	38.367	90.6	1:40.618	88.99	4.259	12:17:34.928	
10 - D1	21.960	119.1	39.857	127.0	38.704	89.7	1:40.521	89.08	4.162	12:19:15.449	
11 - D1	22.223	120.9	39.622	126.8	38.578	91.8	1:40.423	89.16	4.064	12:20:55.872	
12 - D1	21.569	122.6	39.727	127.0	38.204	91.9	1:39.500	89.99	3.141	12:22:35.372	
13 - D1	21.945	122.4	39.607	128.3	38.811	90.3	1:40.363	89.22	4.004	12:24:15.735	
14 - D1	21.727	122.6	39.569	127.8	38.637	91.8	1:39.933	89.60	3.574	12:25:55.668	
15 - D1	21.632	123.3	39.396	128.5	38.401	92.0	1:39.429	90.05	3.070	12:27:35.097	
16 - D1	21.465	124.5	39.665	127.0	38.565	92.8	1:39.695	89.81	3.336	12:29:14.792	
17 - D1	21.569	121.3	39.874	127.5	IN PIT		1:42.518	P	87.34	6.159	12:30:57.310
18 - D1	OUTLAP	105.1	43.011	116.5	40.060	93.8	7:41.080	19.42	6:04.721	12:38:38.390	
19 - D1	21.447	124.7	38.809	128.0	37.833	92.9	1:38.089	(3)	91.28	1.730	12:40:16.479
20 - D1	21.339	127.5	39.148	126.8	38.473	92.9	1:38.960	90.48	2.601	12:41:55.439	
21 - D1	21.543	124.2	40.126	127.5	39.871	92.6	1:41.540	88.18	5.181	12:43:36.979	
22 - D1	21.563	124.2	40.127	127.5	IN PIT		1:44.138	P	85.98	7.779	12:45:21.117
23 - D1	OUTLAP	130.3	38.521	128.5	37.634	92.8	3:52.573	38.50	2:16.214	12:49:13.690	
24 - D1	21.097	132.1	38.203	129.5	37.059	91.1	1:36.359 (1)	92.92			12:50:50.049
25 - D1	21.371	132.3	38.284	129.0	37.567	90.9	1:37.222	(2)	92.10	0.863	12:52:27.271
26 - D1	24.612	100.1	40.042	128.0	IN PIT		1:43.934	P	86.15	7.575	12:54:11.205
27 - D1	OUTLAP	91.6	44.196	125.6	40.426	90.8	4:06.167	36.37	2:29.808	12:58:17.372	
28 - D1	25.077	88.5	44.323	125.9	IN PIT		1:53.164	P	79.12	16.805	13:00:10.536

P23 44 GT4PA Invictus Games Racing

Jaguar F-TYPE SVR GT4

IDEAL LAP TIME : 1:36.342

BEST LAP TIME : 1:36.440

DIFFERENCE : 0.098

D1: Paul VICE

D2: Matthew GEORGE

LAP	SECTOR 1	SECTOR 2	SECTOR 3	LAP TIME	MPH	DIFF	TIME OF DAY				
1 - D2	21.247	127.8	38.382	130.0	37.167	92.1	1:36.796	(2)	92.50	0.356	12:16:08.904
2 - D2	21.295	122.0	39.517	129.5	39.059	91.8	1:39.871		89.66	3.431	12:17:48.775
3 - D2	21.245	126.1	38.367	129.8	37.979	92.1	1:37.591		91.75	1.151	12:19:26.366
4 - D2	22.477	107.8	42.601	108.7	IN PIT		1:50.820	P	80.80	14.380	12:21:17.186
5 - D2	OUTLAP	119.1	40.462	98.5	44.326	93.7	6:00.053		24.86	4:23.613	12:27:17.239

Donington Park GP

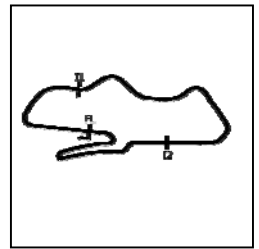
Circuit Length = 2.4873 miles

Start: 12:00 Flag 13:00 End: 13:00

Weather / Track : Drizzle / Dry

British GT Championship

FREE PRACTICE 2 - SECTOR ANALYSIS



SECTOR 1 = FL to I1, SECTOR 2 = I1 to I2, SECTOR 3 = I2 to FL, DIFF = Difference To Personal Best Lap, P = Crossed Finish Line in Pit Lane, D = Time Disallowed

6 - D2	21.252	125.9	38.150	130.3	37.468	90.4	1:36.870	(3)	92.43	0.430	12:28:54.109
7 - D2	21.343	127.8	38.317	129.3	37.655	91.4	1:37.315		92.01	0.875	12:30:31.424
8 - D2	22.365	111.4	42.719	103.7	IN PIT		1:49.839	P	81.52	13.399	12:32:21.263
9 - D2	OUTLAP	91.1	45.469	95.4	39.911	92.0	7:36.361		19.62	5:59.921	12:39:57.624
10 - D2	21.356	130.5	38.556	128.8	37.816	91.6	1:37.728		91.62	1.288	12:41:35.352
11 - D2	21.248	128.0	38.087	129.3	37.105	92.0	1:36.440	(1)	92.85		12:43:11.792
12 - D2	21.150	128.5	38.205	129.0	37.564	91.8	1:36.919		92.39	0.479	12:44:48.711
13 - D2	21.639	119.8	41.065	115.7	IN PIT		1:49.135	P	82.04	12.695	12:46:37.846
14 - D1	OUTLAP	100.6	45.010	128.3	40.855	89.1	4:38.583		32.14	3:02.143	12:51:16.429
15 - D1	22.110	114.7	41.170	127.0	41.275	89.1	1:44.555		85.64	8.115	12:53:00.984
16 - D1	26.202	77.5	46.394	121.3	42.781	88.0	1:55.377		77.61	18.937	12:54:56.361
17 - D1	26.180	85.0	51.208	111.4	IN PIT		2:06.805	P	70.61	30.365	12:57:03.166

P24 72 GT4PA Balfe Motorsport

McLaren 570S GT4

IDEAL LAP TIME : 1:36.418

BEST LAP TIME : 1:36.540

DIFFERENCE : 0.122

D1: Adam BALON

D2: Ben BARNICOAT

LAP	SECTOR 1	SECTOR 2	SECTOR 3	LAP TIME	MPH	DIFF	TIME OF DAY				
1 - D2	21.294	129.0	38.468	127.3	37.298	91.1	1:37.060	92.25	0.520	12:03:54.032	
2 - D2	21.264	129.8	38.604	126.8	37.352	90.6	1:37.220	92.10	0.680	12:05:31.252	
3 - D2	21.215	129.3	38.624	126.6	37.263	89.8	1:37.102	92.21	0.562	12:07:08.354	
4 - D2	21.674	126.6	38.604	127.0	IN PIT		1:38.947	P	90.49	2.407	12:08:47.301
5 - D1	OUTLAP	115.1	39.554	124.2	39.359	90.6	4:23.526	33.97	2:46.986	12:13:10.827	
6 - D1	21.414	127.8	39.386	126.6	38.215	89.9	1:39.015	90.43	2.475	12:14:49.842	
7 - D1	21.468	128.3	39.090	125.4	38.356	88.6	1:38.914	90.52	2.374	12:16:28.756	
8 - D1	21.833	120.6	39.321	127.3	37.879	90.8	1:39.033	90.41	2.493	12:18:07.789	
9 - D1	21.834	121.5	38.845	126.8	38.159	90.6	1:38.838	90.59	2.298	12:19:46.627	
10 - D1	21.368	128.5	40.085	126.1	38.401	90.6	1:39.854	89.67	3.314	12:21:26.481	
11 - D1	21.525	128.5	39.033	126.6	37.884	89.8	1:38.442	90.96	1.902	12:23:04.923	
12 - D1	21.503	125.4	41.958	123.3	IN PIT		1:46.744	P	83.88	10.204	12:24:51.667
13 - D1	OUTLAP	115.3	41.593	126.3	38.136	90.8	3:56.676	37.83	2:20.136	12:28:48.343	
14 - D1	21.191	129.5	38.660	126.6	37.826	90.8	1:37.677	91.67	1.137	12:30:26.020	
15 - D1	21.378	126.3	38.804	127.3	38.256	89.2	1:38.438	90.96	1.898	12:32:04.458	
16 - D1	21.556	124.9	38.744	124.7	38.020	90.3	1:38.320	91.07	1.780	12:33:42.778	
17 - D1	21.290	127.0	38.794	126.1	37.536	90.0	1:37.620	91.72	1.080	12:35:20.398	
18 - D1	21.495	127.0	38.643	126.6	37.609	89.4	1:37.747	91.60	1.207	12:36:58.145	
19 - D1	21.336	126.1	38.635	125.4	IN PIT		1:39.725	P	89.79	3.185	12:38:37.870
20 - D2	OUTLAP	121.3	39.873	107.8	39.686	91.9	3:35.729	41.50	1:59.189	12:42:13.599	
21 - D2	21.131	129.5	38.451	126.8	37.197	90.9	1:36.779	92.52	0.239	12:43:50.378	
22 - D2	21.285	128.8	38.412	126.8	37.218	91.4	1:36.915	92.39	0.375	12:45:27.293	
23 - D2	21.229	128.3	38.296	127.0	37.015	90.6	1:36.540	(1)	92.75		12:47:03.833
24 - D2	21.157	127.3	38.272	127.0	37.249	91.1	1:36.678	(3)	92.62	0.138	12:48:40.511
25 - D2	21.183	128.8	38.293	126.8	37.184	91.3	1:36.660	(2)	92.63	0.120	12:50:17.171
26 - D2	21.185	130.0	38.828	127.3	37.197	91.1	1:37.210	92.11	0.670	12:51:54.381	
27 - D2	21.353	127.0	38.482	128.0	IN PIT		1:38.688	P	90.73	2.148	12:53:33.069
28 - D1	OUTLAP	75.8	52.723	109.6	IN PIT		3:59.823	P	37.33	2:23.283	12:57:32.892

P25 5 GT4S Tolman Motorsport Ltd

McLaren 570S GT4

IDEAL LAP TIME : 1:36.456

BEST LAP TIME : 1:36.594

DIFFERENCE : 0.138

D1: Lewis PROCTOR

D2: Jordan ALBERT

LAP	SECTOR 1	SECTOR 2	SECTOR 3	LAP TIME	MPH	DIFF	TIME OF DAY				
1 - D1	21.668	124.2	39.070	128.5	37.828	91.4	1:38.566	90.84	1.972	12:04:03.999	
2 - D1	21.507	120.6	39.361	128.3	37.802	90.5	1:38.670	90.75	2.076	12:05:42.669	
3 - D1	21.502	120.2	38.847	128.0	37.553	91.1	1:37.902	91.46	1.308	12:07:20.571	
4 - D1	21.442	123.8	38.759	128.3	37.691	90.3	1:37.892	91.47	1.298	12:08:58.463	
5 - D1	22.020	122.4	39.814	114.7	38.428	92.0	1:40.262	89.31	3.668	12:10:38.725	
6 - D1	21.375	121.7	38.880	128.0	37.615	90.5	1:37.870	91.49	1.276	12:12:16.595	
7 - D1	22.080	115.1	39.446	117.1	IN PIT		1:41.508	P	88.21	4.914	12:13:58.103
8 - D2	OUTLAP	114.3	42.090	127.0	40.465	90.5	3:18.514	45.10	1:41.920	12:17:16.617	
9 - D2	21.503	124.5	38.831	128.0	37.725	90.9	1:38.059	91.31	1.465	12:18:54.676	
10 - D2	21.317	124.9	38.944	128.5	38.017	90.8	1:38.278	91.11	1.684	12:20:32.954	
11 - D2	21.376	126.6	38.582	128.5	37.304	91.9	1:37.262	92.06	0.668	12:22:10.216	
12 - D2	21.284	128.3	38.587	127.5	37.232	91.6	1:37.103	92.21	0.509	12:23:47.319	
13 - D2	21.265	128.8	38.356	128.3	37.377	92.1	1:36.998	(3)	92.31	0.404	12:25:24.317

Donington Park GP

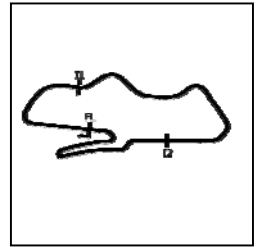
Circuit Length = 2.4873 miles

Start: 12:00 Flag 13:00 End: 13:00

Weather / Track : Drizzle / Dry

British GT Championship

FREE PRACTICE 2 - SECTOR ANALYSIS



SECTOR 1 = FL to I1, SECTOR 2 = I1 to I2, SECTOR 3 = I2 to FL, DIFF = Difference To Personal Best Lap, P = Crossed Finish Line in Pit Lane, D = Time Disallowed

14 - D2	21.224	129.0	38.993	127.5	37.924	90.6	1:38.141	91.24	1.547	12:27:02.458
15 - D2	21.276	128.3	38.687	128.8	IN PIT		1:39.376	P 90.10	2.782	12:28:41.834
16 - D1	OUTLAP	116.5	41.615	123.8	39.203	93.9	3:00.393	49.63	1:23.799	12:31:42.227
17 - D1	21.846	114.1	39.253	129.3	40.744	92.4	1:41.843	87.92	5.249	12:33:24.070
18 - D1	21.173	125.9	38.306	128.3	37.115	91.6	1:36.594 (1)	92.70		12:35:00.664
19 - D1	21.211	127.5	38.428	128.8	38.701	92.3	1:38.340	91.05	1.746	12:36:39.004
20 - D1	21.167	127.3	38.591	127.0	38.492	91.6	1:38.250	91.13	1.656	12:38:17.254
21 - D1	21.240	126.6	38.508	128.0	45.138	93.8	1:44.886	85.37	8.292	12:40:02.140
22 - D1	21.143	127.3	38.433	128.0	38.222	91.5	1:37.798	91.56	1.204	12:41:39.938
23 - D1	21.237	127.0	38.550	128.0	37.420	90.6	1:37.207	92.11	0.613	12:43:17.145
24 - D1	21.472	127.5	38.954	127.0	IN PIT		1:39.412	P 90.07	2.818	12:44:56.557
25 - D2	OUTLAP	124.2	39.105	128.0	41.190	92.5	3:12.639	46.48	1:36.045	12:48:09.196
26 - D2	21.185	127.8	38.212	128.3	37.367	91.9	1:36.764	(2) 92.53	0.170	12:49:45.960
27 - D2	21.215	130.8	38.677	128.5	37.409	92.4	1:37.301	92.02	0.707	12:51:23.261
28 - D2	21.129	128.0	38.358	129.0	38.415	91.6	1:37.902	91.46	1.308	12:53:01.163
29 - D2	23.374	112.2	40.860	127.8	37.839	91.8	1:42.073	87.72	5.479	12:54:43.236
30 - D2	22.968	107.8	41.082	128.5	IN PIT		1:43.596	P 86.43	7.002	12:56:26.832

P26 86 GT4PA Steller Motorsport

Toyota GT86

IDEAL LAP TIME : 1:36.470 BEST LAP TIME : 1:36.605

DIFFERENCE : 0.135

D1: Richard WILLIAMS D2: Sennan FIELDING

LAP	SECTOR 1	SECTOR 2	SECTOR 3	LAP TIME	MPH	DIFF	TIME OF DAY			
1 - D1	21.505	123.3	38.679	131.0	37.945	92.6	1:38.129	91.25	1.524	12:03:48.553
2 - D1	21.141	122.9	38.430	131.0	37.743	92.6	1:37.314	92.01	0.709	12:05:25.867
3 - D1	21.096	125.6	38.670	131.5	38.440	92.3	1:38.206	91.18	1.601	12:07:04.073
4 - D1	21.306	124.9	38.333	131.5	37.603	93.4	1:37.242	92.08	0.637	12:08:41.315
5 - D1	21.074	126.1	38.475	131.0	37.727	92.0	1:37.276	92.05	0.671	12:10:18.591
6 - D1	21.131	124.9	38.433	131.0	37.819	92.8	1:37.383	91.95	0.778	12:11:55.974
7 - D1	21.195	125.4	38.433	131.0	38.081	93.0	1:37.709	91.64	1.104	12:13:33.683
8 - D1	21.050	124.2	39.157	130.8	IN PIT		1:42.519	P 87.34	5.914	12:15:16.202
9 - D1	OUTLAP	110.5	38.876	131.5	39.579	93.2	10:51.685	13.74	9:15.080	12:26:07.887
10 - D1	21.241	116.5	38.590	131.3	38.063	92.4	1:37.894	91.47	1.289	12:27:45.781
11 - D1	21.195	121.5	38.630	131.8	38.130	92.9	1:37.955	91.41	1.350	12:29:23.736
12 - D1	21.006	124.9	38.069	132.3	38.045	94.2	1:37.120	92.19	0.515	12:31:00.856
13 - D1	20.960	123.1	38.401	131.5	37.831	91.5	1:37.192	92.13	0.587	12:32:38.048
14 - D1	21.038	125.4	38.297	131.8	37.637	94.2	1:36.972	92.34	0.367	12:34:15.020
15 - D1	20.913	124.0	39.144	131.3	IN PIT		1:43.825	P 86.24	7.220	12:35:58.845
16 - D1	OUTLAP	120.0	38.974	130.3	40.743	93.5	8:40.714	17.19	7:04.109	12:44:39.559
17 - D1	21.121	122.2	38.309	131.5	37.728	93.3	1:37.158	92.16	0.553	12:46:16.717
18 - D1	20.957	128.0	38.045	132.6	37.783	94.1	1:36.785	(2) 92.51	0.180	12:47:53.502
19 - D1	20.952	126.6	38.184	131.8	37.791	94.1	1:36.927	(3) 92.38	0.322	12:49:30.429
20 - D1	20.958	122.9	39.958	132.1	38.087	93.7	1:39.003	90.44	2.398	12:51:09.432
21 - D1	20.980	126.6	37.954	132.1	37.671	93.5	1:36.605 (1)	92.69		12:52:46.037
22 - D1	23.681	92.8	43.155	125.6	IN PIT		1:52.785	P 79.39	16.180	12:54:38.822

P27 53 GT4PA UltraTek Racing Team RJN

Nissan 370Z GT4

IDEAL LAP TIME : 1:36.323 BEST LAP TIME : 1:36.787

DIFFERENCE : 0.464

D1: Kelvin FLETCHER D2: Martin PLOWMAN

LAP	SECTOR 1	SECTOR 2	SECTOR 3	LAP TIME	MPH	DIFF	TIME OF DAY			
1 - D2	OUTLAP	112.9	39.686	128.8	38.026	92.0	3:08.709	47.45	1:31.922	12:06:18.523
2 - D2	21.510	121.3	40.176	128.8	40.939	90.9	1:42.625	87.25	5.838	12:08:01.148
3 - D2	21.439	119.6	39.320	129.5	38.699	92.5	1:39.458	90.03	2.671	12:09:40.606
4 - D2	21.274	122.9	38.709	129.5	37.497	91.8	1:37.480	91.85	0.693	12:11:18.086
5 - D2	21.287	121.5	38.753	129.3	37.162	92.4	1:37.202	92.12	0.415	12:12:55.288
6 - D2	21.375	117.7	39.911	129.3	IN PIT		1:41.101	P 88.56	4.314	12:14:36.389
7 - D1	OUTLAP	83.3	44.319	107.0	44.213	92.1	3:45.994	39.62	2:09.207	12:18:22.383
8 - D1	21.481	117.1	39.007	128.3	37.613	92.4	1:38.101	91.27	1.314	12:20:00.484
9 - D1	21.269	117.1	40.469	107.2	40.779	92.5	1:42.517	87.34	5.730	12:21:43.001
10 - D1	21.709	112.9	39.071	129.0	37.469	92.8	1:38.249	91.14	1.462	12:23:21.250
11 - D1	21.209	118.9	38.959	128.8	38.522	91.9	1:38.690	90.73	1.903	12:24:59.940
12 - D1	21.442	116.3	39.717	126.1	IN PIT		1:41.756	P 87.99	4.969	12:26:41.696
13 - D1	OUTLAP	110.3	41.044	107.7	43.622	92.9	5:59.956	24.87	4:23.169	12:32:41.652
14 - D1	21.191	120.2	38.221	128.5	37.375	91.9	1:36.787 (1)	92.51		12:34:18.439

Weather / Track : Drizzle / Dry

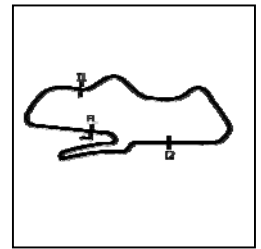
Donington Park GP

Circuit Length = 2.4873 miles

Start: 12:00 Flag 13:00 End: 13:00

British GT Championship

FREE PRACTICE 2 - SECTOR ANALYSIS



SECTOR 1 = FL to I1, SECTOR 2 = I1 to I2, SECTOR 3 = I2 to FL, DIFF = Difference To Personal Best Lap, P = Crossed Finish Line in Pit Lane, D = Time Disallowed

15 - D1	21.206	123.1	38.575	128.8	37.556	91.8	1:37.337	91.99	0.550	12:35:55.776
16 - D1	21.017	124.7	38.338	128.8	37.499	92.4	1:36.854 (2)	92.45	0.067	12:37:32.630
17 - D1	21.302	126.6	38.144	129.3	37.640	92.5	1:37.086	92.23	0.299	12:39:09.716
18 - D1	21.233	124.2	39.167	129.0	38.133	91.6	1:38.533	90.87	1.746	12:40:48.249
19 - D1	21.233	123.8	38.451	128.3	IN PIT		1:38.806 P	90.62	2.019	12:42:27.055
20 - D2	OUTLAP	110.0	39.964	127.3	38.079	91.6	4:07.958	36.11	2:31.171	12:46:35.013
21 - D2	21.366	123.1	38.875	128.5	38.278	92.9	1:38.519	90.89	1.732	12:48:13.532
22 - D2	21.203	126.1	38.521	129.0	37.523	92.5	1:37.247	92.07	0.460	12:49:50.779
23 - D2	21.148	127.5	38.491	128.8	37.351	92.0	1:36.990 (3)	92.32	0.203	12:51:27.769
24 - D2	21.959	107.7	42.521	127.5	IN PIT		1:48.178 P	82.77	11.391	12:53:15.947
25 - D2	OUTLAP	81.9	46.947	123.1	IN PIT		4:11.497 P	35.60	2:34.710	12:57:27.444

P28 61 GT4S Academy Motorsport

Aston Martin V8 Vantage GT4

IDEAL LAP TIME : 1:36.907

BEST LAP TIME : 1:37.071

DIFFERENCE : 0.164

D1: Tom WOOD

D2: Jan JONCK

LAP	SECTOR 1	SECTOR 2	SECTOR 3	LAP TIME	MPH	DIFF	TIME OF DAY			
1 - D1	21.456	122.9	38.624	131.3	38.086	92.3	1:38.166	91.21	1.095	12:04:37.330
2 - D1	21.099	126.8	38.470	131.8	37.906	91.3	1:37.475	91.86	0.404	12:06:14.805
3 - D1	22.070	98.6	40.174	131.5	37.448	92.9	1:39.692	89.82	2.621	12:07:54.497
4 - D1	21.556	124.5	38.891	131.3	38.049	92.0	1:38.496	90.91	1.425	12:09:32.993
5 - D1	22.199	113.1	39.442	130.5	IN PIT		1:42.082 P	87.71	5.011	12:11:15.075
6 - D2	OUTLAP	114.5	39.179	129.8	37.965	92.6	5:03.690	29.48	3:26.619	12:16:18.765
7 - D2	21.216	121.3	38.576	130.3	37.958	92.6	1:37.750	91.60	0.679	12:17:56.515
8 - D2	21.240	121.3	38.584	130.5	37.383	92.3	1:37.207 (3)	92.11	0.136	12:19:33.722
9 - D2	21.222	122.0	38.632	130.8	37.987	92.5	1:37.841	91.52	0.770	12:21:11.563
10 - D2	21.152	124.7	38.648	130.3	37.931	92.4	1:37.731	91.62	0.660	12:22:49.294
11 - D2	21.117	126.1	38.832	131.3	37.659	92.6	1:37.608	91.73	0.537	12:24:26.902
12 - D2	21.296	123.8	38.638	130.5	37.515	91.8	1:37.449	91.88	0.378	12:26:04.351
13 - D2	21.065	127.0	38.657	131.0	38.625	92.8	1:38.347	91.04	1.276	12:27:42.698
14 - D2	21.409	124.7	39.009	130.5	37.922	93.2	1:38.340	91.05	1.269	12:29:21.038
15 - D2	21.054	125.6	38.636	131.0	37.402	92.8	1:37.092 (2)	92.22	0.021	12:30:58.130
16 - D2	21.088	127.0	38.656	130.8	37.495	91.6	1:37.239	92.08	0.168	12:32:35.369
17 - D2	21.086	125.2	38.591	130.8	37.394	93.0	1:37.071 (1)	92.24		12:34:12.440
18 - D2	21.105	124.0	39.037	131.5	38.069	92.0	1:38.211	91.17	1.140	12:35:50.651
19 - D2	21.113	126.1	39.084	130.8	IN PIT		1:39.365 P	90.11	2.294	12:37:30.016
20 - D1	OUTLAP	111.1	40.806	115.3	39.096	93.0	4:35.817	32.46	2:58.746	12:42:05.833
21 - D1	21.296	121.7	38.712	131.3	37.898	93.0	1:37.906	91.45	0.835	12:43:43.739
22 - D1	21.518	123.8	38.906	132.1	37.634	92.9	1:38.058	91.31	0.987	12:45:21.797
23 - D1	21.076	126.1	38.534	131.3	37.604	91.4	1:37.214	92.11	0.143	12:46:59.011
24 - D1	21.257	122.4	39.381	130.8	37.824	91.6	1:38.462	90.94	1.391	12:48:37.473
25 - D1	21.295	126.6	38.524	130.8	37.614	93.5	1:37.433	91.90	0.362	12:50:14.906
26 - D1	21.309	123.8	38.645	131.0	37.520	92.9	1:37.474	91.86	0.403	12:51:52.380
27 - D1	21.439	112.0	39.272	131.8	42.130	90.3	1:42.841	87.07	5.770	12:53:35.221
28 - D1	23.607	83.9	44.643	117.9	IN PIT		1:50.429 P	81.08	13.358	12:55:25.650

P29 54 GT4PA UltraTek Racing Team RJN

Nissan 370Z GT4

IDEAL LAP TIME : 1:37.419

BEST LAP TIME : 1:37.509

DIFFERENCE : 0.090

D1: JM LITTMAN

D2: Stephen JOHANSEN

LAP	SECTOR 1	SECTOR 2	SECTOR 3	LAP TIME	MPH	DIFF	TIME OF DAY			
1 - D2	21.699	111.6	39.894	128.5	37.929	91.9	1:39.522	89.97	2.013	12:04:35.259
2 - D2	21.404	117.5	39.200	128.8	37.890	91.9	1:38.494	90.91	0.985	12:06:13.753
3 - D2	22.909	92.6	41.411	130.0	38.646	91.8	1:42.966	86.96	5.457	12:07:56.719
4 - D2	22.603	106.0	41.052	127.8	IN PIT		1:44.380 P	85.78	6.871	12:09:41.099
5 - D2	OUTLAP	102.4	40.940	128.5	37.917	91.1	5:51.985	25.43	4:14.476	12:15:33.084
6 - D2	21.456	116.7	40.229	128.8	37.772	92.1	1:39.457	90.03	1.948	12:17:12.541
7 - D2	21.239	120.2	38.685	129.8	37.585	92.3	1:37.509 (1)	91.83		12:18:50.050
8 - D2	21.306	117.9	39.664	129.0	37.771	92.1	1:38.741	90.68	1.232	12:20:28.791
9 - D2	21.359	112.9	39.729	129.8	IN PIT		1:42.113 P	87.69	4.604	12:22:10.904
10 - D1	OUTLAP	105.8	40.925	125.9	38.797	89.9	4:33.407	32.75	2:55.898	12:26:44.311
11 - D1	21.454	118.7	39.309	128.5	37.677	90.9	1:38.440	90.96	0.931	12:28:22.751
12 - D1	21.329	118.9	38.903	128.5	38.627	90.0	1:38.859	90.57	1.350	12:30:01.610
13 - D1	21.268	119.1	39.289	128.8	39.851	90.5	1:40.408	89.18	2.899	12:31:42.018
14 - D1	21.410	116.5	39.445	129.5	37.883	89.5	1:38.738	90.68	1.229	12:33:20.756

Weather / Track : Drizzle / Dry

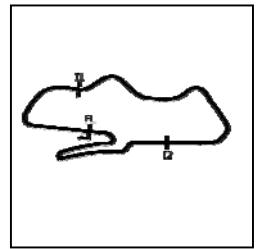
Donington Park GP

Circuit Length = 2.4873 miles

Start: 12:00 Flag 13:00 End: 13:00

British GT Championship

FREE PRACTICE 2 - SECTOR ANALYSIS



SECTOR 1 = FL to I1, SECTOR 2 = I1 to I2, SECTOR 3 = I2 to FL, DIFF = Difference To Personal Best Lap, P = Crossed Finish Line in Pit Lane, D = Time Disallowed

15 - D1	21.514	119.4	38.959	128.5	37.756	91.0	1:38.229	(3)	91.15	0.720	12:34:58.985
16 - D1	21.288	118.9	39.251	124.9	47.688	92.6	1:48.227		82.73	10.718	12:36:47.212
17 - D1	21.149	119.1	38.877	129.0	37.897	90.4	1:37.923	(2)	91.44	0.414	12:38:25.135
18 - D1	21.335	117.5	39.150	128.8	37.930	91.5	1:38.415		90.98	0.906	12:40:03.550
19 - D1	21.378	120.0	39.516	124.7	IN PIT		1:41.691	P	88.05	4.182	12:41:45.241

P30 22 GT4PA Invictus Games Racing

Jaguar F-TYPE SVR GT4

IDEAL LAP TIME : 1:37.499

BEST LAP TIME : 1:37.645

DIFFERENCE : 0.146

D1: Steve MCCULLY

D2: Jason WOLFE

LAP	SECTOR 1		SECTOR 2		SECTOR 3		LAP TIME	MPH	DIFF	TIME OF DAY	
1 - D2	21.301	127.0	38.968	130.3	37.781	92.5	1:38.050	91.32	0.405	12:17:07.893	
2 - D2	21.480	127.3	38.792	129.3	37.851	91.6	1:38.123	91.25	0.478	12:18:46.016	
3 - D2	21.238	130.0	38.607	129.3	37.826	91.5	1:37.671	(2)	91.67	0.026	12:20:23.687
4 - D2	21.694	119.1	40.382	127.5	IN PIT		1:43.652	P	86.38	6.007	12:22:07.339
5 - D2	OUTLAP	110.5	39.842	129.0	38.784	90.6	8:03.364	18.52	6:25.719		12:30:10.703
6 - D2	21.328	129.8	38.691	129.5	37.995	92.1	1:38.014	91.35	0.369		12:31:48.717
7 - D2	21.219	128.3	38.792	129.3	37.854	92.4	1:37.865	91.49	0.220		12:33:26.582
8 - D2	21.134	128.5	38.674	129.0	38.107	91.4	1:37.915	91.45	0.270		12:35:04.497
9 - D2	21.287	129.5	38.673	129.5	37.895	92.1	1:37.855	(3)	91.50	0.210	12:36:42.352
10 - D2	21.411	128.3	38.624	128.5	38.062	91.6	1:38.097	91.28	0.452		12:38:20.449
11 - D2	22.169	108.5	42.045	93.0	IN PIT		1:50.645	P	80.92	13.000	12:40:11.094
12 - D2	OUTLAP	115.3	41.857	107.2	40.091	91.1	7:44.791	19.26	6:07.146		12:47:55.885
13 - D2	21.696	117.1	41.062	93.3	40.678	92.9	1:43.436	86.57	5.791		12:49:39.321
14 - D2	21.231	129.3	38.584	130.3	37.830	91.9	1:37.645	(1)	91.70		12:51:16.966
15 - D2	22.119	113.5	40.620	129.8	39.553	91.4	1:42.292	87.53	4.647		12:52:59.258
16 - D2	24.140	100.4	43.174	126.8	IN PIT		1:50.589	P	80.97	12.944	12:54:49.847

P31 89 GT4PA ProTechnika

Mercedes-AMG GT4

IDEAL LAP TIME : 1:37.875

BEST LAP TIME : 1:38.047

DIFFERENCE : 0.172

D1: Anna WALEWSKA

D2: Tom CANNING

LAP	SECTOR 1		SECTOR 2		SECTOR 3		LAP TIME	MPH	DIFF	TIME OF DAY	
1 - D1	22.181	111.2	41.220	128.3	41.025	88.6	1:44.426	85.74	6.379	12:04:12.481	
2 - D1	22.034	112.9	40.425	129.3	39.523	87.4	1:41.982	87.80	3.935	12:05:54.463	
3 - D1	21.965	117.5	39.876	129.0	39.373	87.4	1:41.214	88.47	3.167	12:07:35.677	
4 - D1	21.913	115.3	40.268	127.8	39.562	87.4	1:41.743	88.01	3.696	12:09:17.420	
5 - D1	21.882	114.5	40.896	127.3	39.395	88.0	1:42.173	87.64	4.126	12:10:59.593	
6 - D1	22.286	101.9	40.982	125.9	IN PIT		1:48.726	P	82.35	10.679	12:12:48.319
7 - D1	OUTLAP	92.6	42.011	125.6	40.193	86.3	8:20.212	17.90	6:42.165		12:21:08.531
8 - D1	22.043	112.7	40.671	125.4	40.306	86.9	1:43.020	86.91	4.973		12:22:51.551
9 - D1	22.235	103.5	42.215	121.3	IN PIT		1:49.130	P	82.05	11.083	12:24:40.681
10 - D2	OUTLAP	114.5	41.554	100.9	41.191	86.9	6:07.316	24.37	4:29.269		12:30:47.997
11 - D2	22.167	117.1	40.732	125.4	39.351	88.5	1:42.250	87.57	4.203		12:32:30.247
12 - D2	21.792	120.2	39.425	128.0	38.576	88.1	1:39.793	89.73	1.746		12:34:10.040
13 - D2	21.641	123.1	40.417	128.0	38.896	87.7	1:40.954	88.69	2.907		12:35:50.994
14 - D2	21.554	125.9	39.056	129.0	38.624	87.6	1:39.234	90.23	1.187		12:37:30.228
15 - D2	21.546	124.9	39.074	128.3	38.201	89.0	1:38.821	90.61	0.774		12:39:09.049
16 - D2	21.493	125.6	39.350	128.8	38.733	89.1	1:39.576	89.92	1.529		12:40:48.625
17 - D2	21.434	126.8	38.535	129.5	38.238	89.1	1:38.207	91.17	0.160		12:42:26.832
18 - D2	21.459	124.2	38.784	128.5	38.860	89.2	1:39.103	90.35	1.056		12:44:05.935
19 - D2	21.371	127.0	38.701	128.3	38.128	88.3	1:38.200	(3)	91.18	0.153	12:45:44.135
20 - D2	21.426	126.3	38.651	128.5	38.012	88.7	1:38.089	(2)	91.28	0.042	12:47:22.224
21 - D2	21.383	125.4	38.793	128.8	38.531	88.3	1:38.707	90.71	0.660		12:49:00.931
22 - D2	21.507	127.0	38.570	128.8	37.970	89.0	1:38.047	(1)	91.32		12:50:38.978
23 - D2	21.370	127.8	38.779	128.8	38.223	87.8	1:38.372	91.02	0.325		12:52:17.350
24 - D2	22.552	107.0	40.696	127.8	IN PIT		1:49.780	P	81.56	11.733	12:54:07.130

P32 88 GT4S Team HARD. With Trade Price Cars

Ginetta G55 GT4

IDEAL LAP TIME : 1:39.555

BEST LAP TIME : 1:39.815

DIFFERENCE : 0.260

D1: Graham ROBERTS

D2: Benjamin WALLACE

LAP	SECTOR 1		SECTOR 2		SECTOR 3		LAP TIME	MPH	DIFF	TIME OF DAY
1 - D1	22.702	113.1	40.302	113.5	41.764	88.6	1:44.768	85.46	4.953	12:04:31.173
2 - D1	22.397	117.3	40.546	122.0	38.936	88.5	1:41.879	87.89	2.064	12:06:13.052

Donington Park GP

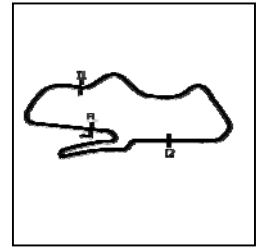
Circuit Length = 2.4873 miles

Start: 12:00 Flag 13:00 End: 13:00

Weather / Track : Drizzle / Dry

British GT Championship

FREE PRACTICE 2 - SECTOR ANALYSIS



SECTOR 1 = FL to I1, SECTOR 2 = I1 to I2, SECTOR 3 = I2 to FL, DIFF = Difference To Personal Best Lap, P = Crossed Finish Line in Pit Lane, D = Time Disallowed

3 - D1	23.326	97.1	40.941	99.7	44.514	88.6	1:48.781	82.31	8.966	12:08:01.833
4 - D1	22.114	120.6	39.799	122.6	39.290	88.3	1:41.203	88.48	1.388	12:09:43.036
5 - D1	22.275	119.8	39.757	122.2	38.771	88.8	1:40.803	88.83	0.988	12:11:23.839
6 - D1	22.400	107.0	42.364	121.3	40.624	89.2	1:45.388	84.96	5.573	12:13:09.227
7 - D1	22.166	119.6	39.988	120.9	40.219	88.0	1:42.373	87.46	2.558	12:14:51.600
8 - D1	22.219	118.3	39.714	122.6	39.142	88.0	1:41.075	88.59	1.260	12:16:32.675
9 - D1	22.162	118.7	39.609	123.1	38.864	89.3	1:40.635 (3)	88.97	0.820	12:18:13.310
10 - D1	21.907	120.0	39.341	122.6	39.617	88.8	1:40.865	88.77	1.050	12:19:54.175
11 - D1	21.941	121.5	39.463	122.6	IN PIT		1:43.764 P	86.29	3.949	12:21:37.939
12 - D1	OUTLAP	82.9	42.684	107.0	41.427	89.3	4:47.415	31.15	3:07.600	12:26:25.354
13 - D1	23.506	109.6	40.263	120.4	40.134	89.0	1:43.903	86.18	4.088	12:28:09.257
14 - D1	21.898	124.7	39.378	121.7	38.725	89.3	1:40.001 (2)	89.54	0.186	12:29:49.258
15 - D1	22.032	125.6	39.467	122.4	38.316	89.3	1:39.815 (1)	89.71		12:31:29.073
16 - D1	22.210	108.9	39.920	122.4	IN PIT		1:45.468 P	84.90	5.653	12:33:14.541
17 - D2	OUTLAP	108.2	40.784	121.7	44.061	88.8	4:51.287	30.74	3:11.472	12:38:05.828
18 - D2	22.874	91.1	42.683	121.5	40.652	89.2	1:46.209	84.30	6.394	12:39:52.037
19 - D2	23.160	116.9	40.300	122.4	40.883	88.7	1:44.343	85.81	4.528	12:41:36.380
20 - D2	22.061	123.5	39.715	122.4	39.983	88.4	1:41.759	87.99	1.944	12:43:18.139
21 - D2	22.313	124.0	39.907	122.2	39.341	88.5	1:41.561	88.16	1.746	12:44:59.700
22 - D2	21.985	124.2	39.771	122.6	39.962	90.0	1:41.718	88.03	1.903	12:46:41.418
23 - D2	21.976	125.4	39.845	122.9	39.537	88.3	1:41.358	88.34	1.543	12:48:22.776
24 - D2	21.964	121.7	39.932	121.7	39.390	88.3	1:41.286	88.40	1.471	12:50:04.062
25 - D2	22.092	125.4	40.122	123.1	38.969	88.3	1:41.183	88.49	1.368	12:51:45.245
26 - D2	22.850	106.1	40.555	123.3	38.939	88.1	1:42.344	87.49	2.529	12:53:27.589
27 - D2	24.044	87.7	43.571	122.6	40.016	89.0	1:47.631	83.19	7.816	12:55:15.220
28 - D2	25.218	82.8	48.208	120.0	IN PIT		2:00.071 P	74.57	20.256	12:57:15.291

British GT Championship

FREE PRACTICE 2 - BEST SECTORS

SECTOR 1			SECTOR 2			SECTOR 3			IDEAL / BEST COMPARISON						
POS	NO	NAME	TIME	NO	NAME	TIME	NO	NAME	TIME	POS	NO	NAME	IDEAL	BEST	DIFF
													PERFECT LAP	1:27.040	
1	69	Barwell Motorsport	19.063	99	Beechdean AMR	34.204	99	Beechdean AMR	33.773	1	99	Beechdean AMR	1:27.111	1:27.111	0.000
2	7	Team Parker Racing	19.118	69	Barwell Motorsport	34.540	11	TF Sport	33.904	2	11	TF Sport	1:27.655	1:27.755	0.100
3	24	RJN Motorsport	19.123	11	TF Sport	34.604	116	ERC Sport	33.986	3	69	Barwell Motorsport	1:27.675	1:27.854	0.179
4	99	Beechdean AMR	19.134	33	Barwell Motorsport	34.610	69	Barwell Motorsport	34.072	4	116	ERC Sport	1:27.776	1:27.961	0.185
5	116	ERC Sport	19.140	7	Team Parker Racing	34.618	17	TF Sport	34.119	5	17	TF Sport	1:27.958	1:28.123	0.165
6	11	TF Sport	19.147	17	TF Sport	34.621	33	Barwell Motorsport	34.164	6	33	Barwell Motorsport	1:27.965	1:28.110	0.145
7	33	Barwell Motorsport	19.191	47	Jetstream Motorspo	34.645	47	Jetstream Motorspo	34.251	7	47	Jetstream Motorsport	1:28.140	1:28.256	0.116
8	17	TF Sport	19.218	116	ERC Sport	34.650	75	Optimum Motorspor	34.283	8	7	Team Parker Racing L	1:28.323	1:28.549	0.226
9	47	Jetstream Motorspo	19.244	24	RJN Motorsport	34.792	101	Balfe Motorsport	34.410	9	24	RJN Motorsport	1:28.366	1:28.368	0.002
10	1	Team Parker Racing	19.259	1	Team Parker Racing	34.821	24	RJN Motorsport	34.451	10	75	Optimum Motorsport	1:28.395	1:28.494	0.099
11	75	Optimum Motorspor	19.275	75	Optimum Motorspor	34.837	7	Team Parker Racing	34.587	11	1	Team Parker Racing L	1:29.034	1:29.243	0.209
12	70	JMH Auto	19.424	101	Balfe Motorsport	35.226	70	JMH Auto	34.861	12	101	Balfe Motorsport	1:29.108	1:29.356	0.248
13	101	Balfe Motorsport	19.472	70	JMH Auto	36.079	1	Team Parker Racing	34.954	13	70	JMH Auto	1:30.364	1:30.429	0.065
14	10	Equipe Verschuur	20.805	43	Century Motorsport	37.606	66	Team Parker Racing	36.852	14	43	Century Motorsport	1:35.441	1:35.512	0.071
15	86	Steller Motorsport	20.913	25	Ciceley Motorsport	37.640	43	Century Motorsport	36.911	15	10	Equipe Verschuur	1:35.848	1:36.197	0.349
16	43	Century Motorsport	20.924	42	Century Motorsport	37.888	10	Equipe Verschuur	36.915	16	42	Century Motorsport	1:35.957	1:36.342	0.385
17	42	Century Motorsport	20.969	66	Team Parker Racing	37.929	55	HHC Motorsport	36.985	17	62	Academy Motorsport	1:36.047	1:36.047	0.000
18	62	Academy Motorspor	20.991	55	HHC Motorsport	37.942	62	Academy Motorspor	37.005	18	66	Team Parker Racing L	1:36.090	1:36.209	0.119
19	53	UltraTek Racing Te	21.017	86	Steller Motorsport	37.954	72	Balfe Motorsport	37.015	19	55	HHC Motorsport	1:36.128	1:36.234	0.106
20	4	Tolman Motorsport I	21.045	4	Tolman Motorsport I	38.036	56	Tolman Motorsport I	37.059	20	25	Ciceley Motorsport	1:36.168	1:36.255	0.087
21	61	Academy Motorspor	21.054	62	Academy Motorspor	38.051	4	Tolman Motorsport I	37.088	21	4	Tolman Motorsport Ltc	1:36.169	1:36.264	0.095
22	56	Tolman Motorsport I	21.097	44	Invictus Games Rac	38.087	42	Century Motorsport	37.100	22	53	UltraTek Racing Tear	1:36.323	1:36.787	0.464
23	5	Tolman Motorsport I	21.129	10	Equipe Verschuur	38.128	44	Invictus Games Rac	37.105	23	44	Invictus Games Racin	1:36.342	1:36.440	0.098
24	72	Balfe Motorsport	21.131	53	UltraTek Racing Te	38.144	5	Tolman Motorsport I	37.115	24	56	Tolman Motorsport Ltc	1:36.359	1:36.359	0.000
25	22	Invictus Games Rac	21.134	56	Tolman Motorsport I	38.203	53	UltraTek Racing Te	37.162	25	72	Balfe Motorsport	1:36.418	1:36.540	0.122
26	25	Ciceley Motorsport	21.138	5	Tolman Motorsport I	38.212	61	Academy Motorspor	37.383	26	5	Tolman Motorsport Ltc	1:36.456	1:36.594	0.138
27	54	UltraTek Racing Te	21.149	72	Balfe Motorsport	38.272	25	Ciceley Motorsport	37.390	27	86	Steller Motorsport	1:36.470	1:36.605	0.135
28	44	Invictus Games Rac	21.150	61	Academy Motorspor	38.470	54	UltraTek Racing Te	37.585	28	61	Academy Motorsport	1:36.907	1:37.071	0.164
29	55	HHC Motorsport	21.201	89	ProTechnika	38.535	86	Steller Motorsport	37.603	29	54	UltraTek Racing Tear	1:37.419	1:37.509	0.090
30	66	Team Parker Racing	21.309	22	Invictus Games Rac	38.584	22	Invictus Games Rac	37.781	30	22	Invictus Games Racin	1:37.499	1:37.645	0.146
31	89	ProTechnika	21.370	54	UltraTek Racing Te	38.685	89	ProTechnika	37.970	31	89	ProTechnika	1:37.875	1:38.047	0.172
32	88	Team HARD. With T	21.898	88	Team HARD. With T	39.341	88	Team HARD. With T	38.316	32	88	Team HARD. With Tre	1:39.555	1:39.815	0.260

Weather / Track : Drizzle / Dry

Donington Park GP

Circuit Length = 2.4873 miles

Start: 12:00 Flag 13:00 End: 13:00

Results can be found at www.tsl-timing.com

Printed - 13:02 Saturday, 22 September 2018

British GT Championship

FREE PRACTICE 2 - BEST SPEEDS

POS	INTERMEDIATE 1			INTERMEDIATE 2			FINISH LINE		
	NO	NAME	MPH	NO	NAME	MPH	NO	NAME	MPH
1	11	TF Sport	147.1	70	JMH Auto	146.5	70	JMH Auto	105.0
2	24	RJN Motorsport	147.1	24	RJN Motorsport	145.5	75	Optimum Motorsport	103.7
3	99	Beechdean AMR	146.8	11	TF Sport	144.3	17	TF Sport	103.2
4	17	TF Sport	146.8	7	Team Parker Racing Ltd	144.0	24	RJN Motorsport	102.9
5	7	Team Parker Racing Ltd	146.8	47	Jetstream Motorsport	143.7	99	Beechdean AMR	102.7
6	47	Jetstream Motorsport	145.8	75	Optimum Motorsport	143.7	11	TF Sport	102.7
7	116	ERC Sport	145.2	1	Team Parker Racing Ltd	143.7	69	Barwell Motorsport	102.4
8	69	Barwell Motorsport	144.9	99	Beechdean AMR	143.3	7	Team Parker Racing Ltd	102.4
9	33	Barwell Motorsport	144.9	17	TF Sport	143.0	47	Jetstream Motorsport	102.1
10	1	Team Parker Racing Ltd	143.7	33	Barwell Motorsport	141.8	1	Team Parker Racing Ltd	102.1
11	75	Optimum Motorsport	142.4	69	Barwell Motorsport	141.5	33	Barwell Motorsport	101.9
12	101	Balfe Motorsport	139.8	116	ERC Sport	140.3	116	ERC Sport	101.8
13	70	JMH Auto	134.4	101	Balfe Motorsport	140.1	101	Balfe Motorsport	101.5
14	10	Equipe Verschuur	133.6	86	Steller Motorsport	132.6	10	Equipe Verschuur	96.1
15	42	Century Motorsport	132.8	61	Academy Motorsport	132.1	86	Steller Motorsport	94.2
16	25	Ciceley Motorsport	132.3	62	Academy Motorsport	131.8	5	Tolman Motorsport Ltd	93.9
17	56	Tolman Motorsport Ltd	132.3	10	Equipe Verschuur	131.8	4	Tolman Motorsport Ltd	93.8
18	4	Tolman Motorsport Ltd	132.1	43	Century Motorsport	130.5	56	Tolman Motorsport Ltd	93.8
19	62	Academy Motorsport	131.0	44	Invictus Games Racing	130.3	44	Invictus Games Racing	93.7
20	5	Tolman Motorsport Ltd	130.8	22	Invictus Games Racing	130.3	61	Academy Motorsport	93.5
21	44	Invictus Games Racing	130.5	54	UltraTek Racing Team RJN	130.0	62	Academy Motorsport	93.3
22	66	Team Parker Racing Ltd	130.3	66	Team Parker Racing Ltd	129.5	53	UltraTek Racing Team RJN	92.9
23	55	HHC Motorsport	130.0	25	Ciceley Motorsport	129.5	22	Invictus Games Racing	92.9
24	72	Balfe Motorsport	130.0	42	Century Motorsport	129.5	54	UltraTek Racing Team RJN	92.6
25	22	Invictus Games Racing	130.0	56	Tolman Motorsport Ltd	129.5	43	Century Motorsport	92.5
26	43	Century Motorsport	129.8	53	UltraTek Racing Team RJN	129.5	55	HHC Motorsport	92.5
27	86	Steller Motorsport	128.0	89	ProTechnika	129.5	72	Balfe Motorsport	91.9
28	89	ProTechnika	127.8	4	Tolman Motorsport Ltd	129.3	42	Century Motorsport	91.8
29	53	UltraTek Racing Team RJN	127.5	5	Tolman Motorsport Ltd	129.3	25	Ciceley Motorsport	90.0
30	61	Academy Motorsport	127.0	72	Balfe Motorsport	128.0	88	Team HARD. With Trade Price C	90.0
31	88	Team HARD. With Trade Price C	125.6	55	HHC Motorsport	126.3	89	ProTechnika	89.2
32	54	UltraTek Racing Team RJN	120.2	88	Team HARD. With Trade Price C	123.3	66	Team Parker Racing Ltd	88.1

Weather / Track : Drizzle / Dry

Donington Park GP

Circuit Length = 2.4873 miles

Start: 12:00 Flag 13:00 End: 13:00

Results can be found at www.tsl-timing.com

Printed - 13:02 Saturday, 22 September 2018

British GT Championship

FREE PRACTICE 2 - DRIVER STATISTICS

POS	NO	CL	PIC	TEAM / DRIVERS	CAR	LAPS	RACE TIME	%	BEST	ON	MPH
1	99	GT3PA	1	Beechdean AMR Andrew HOWARD Darren TURNER	Aston Martin V12 Vantage GT3	22	41:16.278				
						10	18:44.173	45.40	1:28.637	3	101.02
						12	18:04.555	43.80	1:27.111	18	102.79
2	11	GT3PA	2	TF Sport Mark FARMER Nicki THIM	Aston Martin V12 Vantage GT3	27	1:00:28.040				
						15	29:36.601	48.97	1:28.976	21	100.63
						12	23:47.234	39.34	1:27.755	16	102.03
3	69	GT3PA	3	Barwell Motorsport Sam DE HAAN Jonny COCKER	Lamborghini Huracan GT3	28	51:43.176				
						18	31:27.648	60.83	1:29.320	18	100.25
						10	17:17.318	33.43	1:27.854	13	101.92
4	116	GT3PA	4	ERC Sport Lee MOWLE Yelmer BUURMAN	Mercedes-AMG GT3	29	57:54.704				
						18	36:55.173	63.75	1:29.622	15	99.91
						11	20:59.531	36.25	1:27.961	26	101.80
5	33	GT3PA	5	Barwell Motorsport Jon MINSHAW Phil KEEN	Lamborghini Huracan GT3	28	55:56.406				
						15	26:25.216	47.23	1:29.249	8	100.33
						13	19:45.926	35.33	1:28.110	19	101.62
6	17	GT3PA	6	TF Sport Derek JOHNSTON Marco SORENSEN	Aston Martin V12 Vantage GT3	31	58:32.988				
						19	32:36.469	55.69	1:29.231	29	100.35
						12	20:18.339	34.68	1:28.123	16	101.61
7	47	GT3PA	7	Jetstream Motorsport Graham DAVIDSON Maxime MARTIN	Aston Martin V12 Vantage GT3	26	49:27.351				
						11	19:11.638	38.81	1:28.647	9	101.01
						15	22:21.315	45.20	1:28.256	24	101.46
8	24	GT3PA	8	RJN Motorsport Chris BUNCOMBE Struan MOORE	Nissan GT-R NISMO GT3	30	55:32.225				
						19	33:18.761	59.98	1:29.418	25	100.14
						11	18:44.791	33.75	1:28.368	19	101.33
9	75	GT3PA	9	Optimum Motorsport Flick HAIGH Jonny ADAM	Aston Martin V12 Vantage GT3	29	53:42.066				
						23	35:23.536	65.91	1:28.688	21	100.96
						6	13:15.333	24.68	1:28.494	3	101.18
10	7	GT3PA	10	Team Parker Racing Ltd Ian LOGGIE Callum MACLEOD	Bentley Continental GT3	26	54:35.447				
						19	34:03.167	62.38	1:29.611	6	99.92
						7	17:09.419	31.43	1:28.549	2	101.12
11	1	GT3PA	11	Team Parker Racing Ltd Rick PARFITT JNR Ryan RATCLIFFE	Bentley Continental GT3	25	52:58.732				
						9	17:29.248	33.01	1:29.660	14	99.87
						16	28:53.067	54.52	1:29.243	21	100.33
12	101	GT3PA	12	Balfe Motorsport Graham JOHNSON Mike ROBINSON	McLaren 650S GT3	22	56:22.479				
						8	12:48.587	22.72	1:31.164	19	98.22
						14	28:01.960	49.73	1:29.356	12	100.21
13	70	GTCPA	1	JMH Auto John SEALE Marcus CLUTTON	Ferrari 488 Challenge	25	52:43.000				
						14	25:11.842	47.80	1:33.003	14	96.28
						11	24:20.378	46.17	1:30.429	23	99.02
14	43	GT4S	1	Century Motorsport Dean MACDONALD Jack MITCHELL	BMW M4 GT4	16	35:59.093				
						1	1:46.938	4.95		0	
						10	21:01.569	58.43	1:35.512	7	93.75
15	62	GT4S	2	Academy Motorsport Will MOORE Matt NICOLL-JONES	Aston Martin V8 Vantage GT4	24	56:27.260				
						14	30:55.520	54.78	1:36.961	4	92.35
						10	22:36.879	40.06	1:36.047	21	93.22
16	10	GT4S	3	Equipe Verschuur Finlay HUTCHISON Daniel MCKAY	McLaren 570S GT4	26	53:00.594				
						14	26:17.315	49.59	1:36.197	2	93.08
						12	19:43.823	37.22	1:36.294	25	92.99
17	66	GT4PA	1	Team Parker Racing Ltd Nick JONES Scott MALVERN	Mercedes-AMG GT4	22	47:46.589				
						15	25:06.562	52.56	1:37.931	13	91.43
						7	16:50.736	35.26	1:36.209	6	93.07
18	55	GT4S	4	HHC Motorsport Callum POINTON Patrik MATTHIESEN	Ginetta G55 GT4	25	56:04.940				
						8	13:14.705	23.62	1:37.334	20	91.99
						17	30:58.484	55.23	1:36.234	16	93.04
19	25	GT4PA	2	Ciceley Motorsport David FAIRBROTHER Adam MORGAN	Mercedes-AMG GT4	24	56:40.909				
						15	30:20.208	53.52	1:39.081	4	90.37
						9	15:28.143	27.29	1:36.255	20	93.02

Donington Park GP

Circuit Length = 2.4873 miles

Start: 12:00 Flag 13:00 End: 13:00

Weather / Track : Drizzle / Dry

British GT Championship

FREE PRACTICE 2 - DRIVER STATISTICS

POS	NO	CL	PIC	TEAM / DRIVERS	CAR	LAPS	RACE TIME	%	BEST	ON	MPH
20	4	GT4S	5	Tolman Motorsport Ltd Michael O'BRIEN Charlie FAGG	McLaren 570S GT4	24	53:26.887				
						11	22:52.489	42.80	1:36.519	23	92.77
						13	27:39.640	51.75	1:36.264	17	93.01
21	42	GT4S	6	Century Motorsport Ben TUCK Ben GREEN	BMW M4 GT4	26	53:38.388				
						19	35:26.659	66.08	1:36.383	25	92.90
						7	15:13.556	28.39	1:36.342	9	92.94
22	56	GT4PA	3	Tolman Motorsport Ltd David PATTISON Joe OSBORNE	McLaren 570S GT4	28	59:20.592				
						28	48:50.009	82.29	1:36.359	24	92.92
						0	0.000	0.00		0	
23	44	GT4PA	4	Invictus Games Racing Paul VICE Matthew GEORGE	Jaguar F-TYPE SVR GT4	17	44:07.216				
						4	7:35.552	17.21	1:44.555	15	85.64
						13	26:26.183	59.92	1:36.440	11	92.85
24	72	GT4PA	5	Balfe Motorsport Adam BALON Ben BARNICOAT	McLaren 570S GT4	28	56:51.812				
						16	28:55.027	50.85	1:37.620	17	91.72
						12	25:43.167	45.23	1:36.540	23	92.75
25	5	GT4S	7	Tolman Motorsport Ltd Lewis PROCTOR Jordan ALBERT	McLaren 570S GT4	30	55:41.665				
						16	31:17.427	56.18	1:36.594	18	92.70
						14	24:24.238	43.82	1:36.764	26	92.53
26	86	GT4PA	6	Steller Motorsport Richard WILLIAMS Sennan FIELDING	Toyota GT86	22	54:11.114				
						22	37:56.283	70.02	1:36.605	21	92.69
						0	0.000	0.00		0	
27	53	GT4PA	7	UltraTek Racing Team RJN Kelvin FLETCHER Martin PLOWMAN	Nissan 370Z GT4	25	56:26.662				
						13	24:16.982	43.02	1:36.787	14	92.51
						12	24:06.789	42.72	1:36.990	23	92.32
28	61	GT4S	8	Academy Motorsport Tom WOOD Jan JONCK	Aston Martin V8 Vantage GT4	28	54:09.212				
						14	28:24.400	52.46	1:37.214	23	92.11
						14	25:44.812	47.54	1:37.071	17	92.24
29	54	GT4PA	8	UltraTek Racing Team RJN JM LITTMAN Stephen JOHANSEN	Nissan 370Z GT4	19	40:41.011				
						10	16:43.197	41.10	1:37.923	17	91.44
						9	19:46.889	48.62	1:37.509	7	91.83
30	22	GT4PA	9	Invictus Games Racing Steve MCCULLY Jason WOLFE	Jaguar F-TYPE SVR GT4	16	41:06.926				
						0	0.000	0.00		0	
						16	28:38.692	69.67	1:37.645	14	91.70
31	89	GT4PA	10	ProTechnika Anna WALEWSKA Tom CANNING	Mercedes-AMG GT4	24	53:28.955				
						9	21:49.685	40.81	1:41.214	3	88.47
						15	25:03.386	46.85	1:38.047	22	91.32
32	88	GT4S	9	Team HARD. With Trade Price Cars Graham ROBERTS Benjamin WALLACE	Ginetta G55 GT4	28	56:16.755				
						16	32:21.817	57.51	1:39.815	15	89.71
						12	20:54.630	37.15	1:41.183	25	88.49

Weather / Track : Drizzle / Dry

Donington Park GP
Circuit Length = 2.4873 miles
Start: 12:00 Flag 13:00 End: 13:00

British GT Championship

FREE PRACTICE 2 - PIT STOP ANALYSIS

P1	99 GT3PA	Beechdean AMR	Aston Martin V12 Vantage GT3				
D1: Andrew HOWARD	Total Stint: 10 Laps - 18:44.173 (45.4%)		Best Lap: 1:28.637 On Lap 3 @ 101.02 mph				
D2: Darren TURNER	Total Stint: 12 Laps - 18:04.555 (43.8%)		Best Lap: 1:27.111 On Lap 18 @ 102.79 mph				

STOP	IN TIME	DRIVER IN	STINT TIME	STOP TIME	TOTAL STOP TIME	OUT TIME	DRIVER OUT
1 -	12:18:03.705	Andrew HOWARD	18:09.633	2:09.838	2:09.838	12:20:13.543	Darren TURNER
2 -	12:29:13.993	Darren TURNER	9:00.450	4:27.550	6:37.388	12:33:41.543	Darren TURNER
3 -	12:42:45.648	Darren TURNER					

P2	11 GT3PA	TF Sport	Aston Martin V12 Vantage GT3				
D1: Mark FARMER	Total Stint: 15 Laps - 29:36.601 (48.97%)		Best Lap: 1:28.976 On Lap 21 @ 100.63 mph				
D2: Nicki THIIM	Total Stint: 12 Laps - 23:47.234 (39.34%)		Best Lap: 1:27.755 On Lap 16 @ 102.03 mph				

STOP	IN TIME	DRIVER IN	STINT TIME	STOP TIME	TOTAL STOP TIME	OUT TIME	DRIVER OUT
1 -	12:11:06.434	Mark FARMER	12:16.617	3:30.620	3:30.620	12:14:37.054	Mark FARMER
2 -	12:22:20.900	Mark FARMER	7:43.846	3:06.928	6:37.548	12:25:27.828	Nicki THIIM
3 -	12:37:16.221	Nicki THIIM	11:48.393	5:01.475	11:39.023	12:42:17.696	Mark FARMER
4 -	12:48:36.923	Mark FARMER	6:19.227	1:43.329	13:22.352	12:50:20.252	Nicki THIIM
5 -	12:55:06.155	Nicki THIIM	4:45.903	3:33.585	16:55.937	12:58:39.740	Nicki THIIM
6 -	13:00:51.203	Nicki THIIM					

P3	69 GT3PA	Barwell Motorsport	Lamborghini Huracan GT3				
D1: Sam DE HAAN	Total Stint: 18 Laps - 31:27.648 (60.83%)		Best Lap: 1:29.320 On Lap 18 @ 100.25 mph				
D2: Jonny COCKER	Total Stint: 10 Laps - 17:17.318 (33.43%)		Best Lap: 1:27.854 On Lap 13 @ 101.92 mph				

STOP	IN TIME	DRIVER IN	STINT TIME	STOP TIME	TOTAL STOP TIME	OUT TIME	DRIVER OUT
1 -	12:09:31.705	Sam DE HAAN	10:46.362	2:35.129	2:35.129	12:12:06.834	Jonny COCKER
2 -	12:21:10.958	Jonny COCKER	9:04.124	1:27.249	4:02.378	12:22:38.207	Jonny COCKER
3 -	12:28:43.610	Jonny COCKER	6:05.403	2:07.791	6:10.169	12:30:51.401	Sam DE HAAN
4 -	12:32:23.433	Sam DE HAAN	1:32.032	34.146	6:44.315	12:32:57.579	Sam DE HAAN
5 -	12:43:33.655	Sam DE HAAN	10:36.076	56.815	7:41.130	12:44:30.470	Sam DE HAAN
6 -	12:51:59.937	Sam DE HAAN					

P4	116 GT3PA	ERC Sport	Mercedes-AMG GT3				
D1: Lee MOWLE	Total Stint: 18 Laps - 36:55.173 (63.75%)		Best Lap: 1:29.622 On Lap 15 @ 99.91 mph				
D2: Yelmer BUURMAN	Total Stint: 11 Laps - 20:59.531 (36.25%)		Best Lap: 1:27.961 On Lap 26 @ 101.80 mph				

STOP	IN TIME	DRIVER IN	STINT TIME	STOP TIME	TOTAL STOP TIME	OUT TIME	DRIVER OUT
1 -	12:12:44.440	Lee MOWLE	14:06.079	1:43.138	1:43.138	12:14:27.578	Yelmer BUURMAN
2 -	12:23:25.543	Yelmer BUURMAN	8:57.965	1:22.495	3:05.633	12:24:48.038	Lee MOWLE
3 -	12:39:25.514	Lee MOWLE	14:37.476	4:15.561	7:21.194	12:43:41.075	Yelmer BUURMAN
4 -	12:51:05.331	Yelmer BUURMAN	7:24.256	3:14.815	10:36.009	12:54:20.146	Lee MOWLE
5 -	12:58:08.801	Lee MOWLE					

P5	33 GT3PA	Barwell Motorsport	Lamborghini Huracan GT3				
D1: Jon MINSHAW	Total Stint: 15 Laps - 26:25.216 (47.23%)		Best Lap: 1:29.249 On Lap 8 @ 100.33 mph				
D2: Phil KEEN	Total Stint: 13 Laps - 19:45.926 (35.33%)		Best Lap: 1:28.110 On Lap 19 @ 101.62 mph				

STOP	IN TIME	DRIVER IN	STINT TIME	STOP TIME	TOTAL STOP TIME	OUT TIME	DRIVER OUT
1 -	12:09:39.743	Jon MINSHAW	10:45.808	3:10.576	3:10.576	12:12:50.319	Jon MINSHAW
2 -	12:27:59.474	Jon MINSHAW	15:09.155	2:02.509	5:13.085	12:30:01.983	Phil KEEN
3 -	12:37:33.322	Phil KEEN	7:31.339	58.420	6:11.505	12:38:31.742	Phil KEEN
4 -	12:42:59.194	Phil KEEN	4:27.452	4:19.336	10:30.841	12:47:18.530	Phil KEEN
5 -	12:51:49.605	Phil KEEN	4:31.075	1:16.932	11:47.773	12:53:06.537	Phil KEEN
6 -	12:56:22.597	Phil KEEN					

P6	17 GT3PA	TF Sport	Aston Martin V12 Vantage GT3				
D1: Derek JOHNSTON	Total Stint: 19 Laps - 32:36.469 (55.69%)		Best Lap: 1:29.231 On Lap 29 @ 100.35 mph				
D2: Marco SORENSEN	Total Stint: 12 Laps - 20:18.339 (34.68%)		Best Lap: 1:28.123 On Lap 16 @ 101.61 mph				

STOP	IN TIME	DRIVER IN	STINT TIME	STOP TIME	TOTAL STOP TIME	OUT TIME	DRIVER OUT
1 -	12:12:31.704	Derek JOHNSTON	13:45.567	1:47.196	1:47.196	12:14:18.900	Marco SORENSEN
2 -	12:23:15.362	Marco SORENSEN	8:56.462	1:56.598	3:43.794	12:25:11.960	Marco SORENSEN
3 -	12:34:06.880	Marco SORENSEN	8:54.920	2:26.957	6:10.751	12:36:33.837	Derek JOHNSTON
4 -	12:48:39.919	Derek JOHNSTON	12:06.082	2:02.479	8:13.230	12:50:42.398	Derek JOHNSTON
5 -	12:55:20.519	Derek JOHNSTON	4:38.121	1:39.103	9:52.333	12:56:59.622	Derek JOHNSTON

Weather / Track : Drizzle / Dry

Donington Park GP
Circuit Length = 2.4873 miles
Start: 12:00 Flag 13:00 End: 13:00

British GT Championship

FREE PRACTICE 2 - PIT STOP ANALYSIS

6 - 12:58:53.342 Derek JOHNSTON

P7 47 GT3PA		Jetstream Motorsport		Aston Martin V12 Vantage GT3			
D1: Graham DAVIDSON		Total Stint: 11 Laps - 19:11.638 (38.81%)		Best Lap: 1:28.647 On Lap 9 @ 101.01 mph			
D2: Maxime MARTIN		Total Stint: 15 Laps - 22:21.315 (45.2%)		Best Lap: 1:28.256 On Lap 24 @ 101.46 mph			
STOP	IN TIME	DRIVER IN	STINT TIME	STOP TIME	TOTAL STOP TIME	OUT TIME	DRIVER OUT
1 -	12:13:56.101	Graham DAVIDSON	13:51.721	1:01.483	1:01.483	12:14:57.584	Graham DAVIDSON
2 -	12:19:25.690	Graham DAVIDSON	4:28.106	1:04.561	2:06.044	12:20:30.251	Graham DAVIDSON
3 -	12:22:03.975	Graham DAVIDSON	1:33.724	55.052	3:01.096	12:22:59.027	Maxime MARTIN
4 -	12:30:25.834	Maxime MARTIN	7:26.807	1:15.185	4:16.281	12:31:41.019	Maxime MARTIN
5 -	12:39:09.638	Maxime MARTIN	7:28.619	4:33.169	8:49.450	12:43:42.807	Maxime MARTIN
6 -	12:51:08.696	Maxime MARTIN					

P8 24 GT3PA		RJN Motorsport		Nissan GT-R NISMO GT3			
D1: Chris BUNCOMBE		Total Stint: 19 Laps - 33:18.761 (59.98%)		Best Lap: 1:29.418 On Lap 25 @ 100.14 mph			
D2: Struan MOORE		Total Stint: 11 Laps - 18:44.791 (33.75%)		Best Lap: 1:28.368 On Lap 19 @ 101.33 mph			
STOP	IN TIME	DRIVER IN	STINT TIME	STOP TIME	TOTAL STOP TIME	OUT TIME	DRIVER OUT
1 -	12:06:34.269	Chris BUNCOMBE	7:53.531	54.131	54.131	12:07:28.400	Chris BUNCOMBE
2 -	12:16:45.200	Chris BUNCOMBE	9:16.800	1:49.317	2:43.448	12:18:34.517	Struan MOORE
3 -	12:27:42.986	Struan MOORE	9:08.469	2:34.542	5:17.990	12:30:17.528	Struan MOORE
4 -	12:37:46.233	Struan MOORE	7:28.705	2:07.617	7:25.607	12:39:53.850	Chris BUNCOMBE
5 -	12:55:47.732	Chris BUNCOMBE					

P9 75 GT3PA		Optimum Motorsport		Aston Martin V12 Vantage GT3			
D1: Flick HAIGH		Total Stint: 23 Laps - 35:23.536 (65.91%)		Best Lap: 1:28.688 On Lap 21 @ 100.96 mph			
D2: Jonny ADAM		Total Stint: 6 Laps - 13:15.333 (24.68%)		Best Lap: 1:28.494 On Lap 3 @ 101.18 mph			
STOP	IN TIME	DRIVER IN	STINT TIME	STOP TIME	TOTAL STOP TIME	OUT TIME	DRIVER OUT
1 -	12:02:52.572	Jonny ADAM	1:39.097	42.337	42.337	12:03:34.909	Jonny ADAM
2 -	12:13:12.206	Jonny ADAM	9:37.297	1:58.939	2:41.276	12:15:11.145	Flick HAIGH
3 -	12:30:34.123	Flick HAIGH	15:22.978	2:13.337	4:54.613	12:32:47.460	Flick HAIGH
4 -	12:48:00.813	Flick HAIGH	15:13.353	2:07.523	7:02.136	12:50:08.336	Flick HAIGH
5 -	12:54:55.541	Flick HAIGH					

P10 7 GT3PA		Team Parker Racing Ltd		Bentley Continental GT3			
D1: Ian LOGGIE		Total Stint: 19 Laps - 34:03.167 (62.38%)		Best Lap: 1:29.611 On Lap 6 @ 99.92 mph			
D2: Callum MACLEOD		Total Stint: 7 Laps - 17:09.419 (31.43%)		Best Lap: 1:28.549 On Lap 2 @ 101.12 mph			
STOP	IN TIME	DRIVER IN	STINT TIME	STOP TIME	TOTAL STOP TIME	OUT TIME	DRIVER OUT
1 -	12:07:50.048	Callum MACLEOD	9:10.453	4:43.266	4:43.266	12:12:33.314	Ian LOGGIE
2 -	12:35:32.050	Ian LOGGIE	22:58.736	3:22.861	8:06.127	12:38:54.911	Ian LOGGIE
3 -	12:45:23.638	Ian LOGGIE	6:28.727	4:35.704	12:41.831	12:49:59.342	Callum MACLEOD
4 -	12:54:47.803	Callum MACLEOD					

P11 1 GT3PA		Team Parker Racing Ltd		Bentley Continental GT3			
D1: Rick PARFITT JNR		Total Stint: 9 Laps - 17:29.248 (33.01%)		Best Lap: 1:29.660 On Lap 14 @ 99.87 mph			
D2: Ryan RATCLIFFE		Total Stint: 16 Laps - 28:53.067 (54.52%)		Best Lap: 1:29.243 On Lap 21 @ 100.33 mph			
STOP	IN TIME	DRIVER IN	STINT TIME	STOP TIME	TOTAL STOP TIME	OUT TIME	DRIVER OUT
1 -	12:14:14.453	Ryan RATCLIFFE	15:10.085	3:08.797	3:08.797	12:17:23.250	Rick PARFITT JNR
2 -	12:29:30.618	Rick PARFITT JNR	12:07.368	6:36.417	9:45.214	12:36:07.035	Rick PARFITT JNR
3 -	12:37:39.808	Rick PARFITT JNR	1:32.773	3:49.107	13:34.321	12:41:28.915	Ryan RATCLIFFE
4 -	12:53:34.905	Ryan RATCLIFFE					

P12 101 GT3PA		Baife Motorsport		McLaren 650S GT3			
D1: Graham JOHNSON		Total Stint: 8 Laps - 12:48.587 (22.72%)		Best Lap: 1:31.164 On Lap 19 @ 98.22 mph			
D2: Mike ROBINSON		Total Stint: 14 Laps - 28:01.960 (49.73%)		Best Lap: 1:29.356 On Lap 12 @ 100.21 mph			
STOP	IN TIME	DRIVER IN	STINT TIME	STOP TIME	TOTAL STOP TIME	OUT TIME	DRIVER OUT
1 -	12:09:30.588	Mike ROBINSON	10:56.538	4:50.963	4:50.963	12:14:21.551	Mike ROBINSON
2 -	12:22:05.935	Mike ROBINSON	7:44.384	4:18.537	9:09.500	12:26:24.472	Mike ROBINSON
3 -	12:32:28.961	Mike ROBINSON	6:04.489	4:53.034	14:02.534	12:37:21.995	Graham JOHNSON
4 -	12:46:42.323	Graham JOHNSON	9:20.328	6:22.432	20:24.966	12:53:04.755	Graham JOHNSON
5 -	12:56:33.014	Graham JOHNSON					

Weather / Track : Drizzle / Dry

Donington Park GP

Circuit Length = 2.4873 miles

Start: 12:00 Flag 13:00 End: 13:00

British GT Championship

FREE PRACTICE 2 - PIT STOP ANALYSIS

P13	70 GTCPA	JMH Auto	Ferrari 488 Challenge				
D1: John SEALE	Total Stint: 14 Laps - 25:11.842 (47.8%)		Best Lap: 1:33.003 On Lap 14 @ 96.28 mph				
D2: Marcus CLUTTON	Total Stint: 11 Laps - 24:20.378 (46.17%)		Best Lap: 1:30.429 On Lap 23 @ 99.02 mph				

STOP	IN TIME	DRIVER IN	STINT TIME	STOP TIME	TOTAL STOP TIME	OUT TIME	DRIVER OUT
1 -	12:08:10.357	Marcus CLUTTON	8:13.426	5:23.685	5:23.685	12:13:34.042	John SEALE
2 -	12:26:26.194	John SEALE	12:52.152	1:52.704	7:16.389	12:28:18.898	John SEALE
3 -	12:37:55.263	John SEALE	9:36.365	2:43.325	9:59.714	12:40:38.588	Marcus CLUTTON
4 -	12:51:21.771	Marcus CLUTTON	10:43.183	1:18.076	11:17.790	12:52:39.847	Marcus CLUTTON
5 -	12:54:22.993	Marcus CLUTTON					

P14	43 GT4S	Century Motorsport	BMW M4 GT4				
D1: Dean MACDONALD	Total Stint: 1 Laps - 1:46.938 (4.95%)		Best Lap: 1:35.512 On Lap 7 @ 93.75 mph				
D2: Jack MITCHELL	Total Stint: 10 Laps - 21:01.569 (58.43%)						

STOP	IN TIME	DRIVER IN	STINT TIME	STOP TIME	TOTAL STOP TIME	OUT TIME	DRIVER OUT
1 -	12:11:02.503	Jack MITCHELL	11:35.212	3:32.672	3:32.672	12:14:35.175	Jack MITCHELL
2 -	12:22:45.559	Jack MITCHELL	8:10.384	2:58.684	6:31.356	12:25:44.243	
3 -	12:34:05.856		8:21.613	1:16.301	7:47.657	12:35:22.157	Dean MACDONALD
4 -	12:37:09.095	Dean MACDONALD					

P15	62 GT4S	Academy Motorsport	Aston Martin V8 Vantage GT4				
D1: Will MOORE	Total Stint: 14 Laps - 30:55.520 (54.78%)		Best Lap: 1:36.961 On Lap 4 @ 92.35 mph				
D2: Matt NICOLL-JONES	Total Stint: 10 Laps - 22:36.879 (40.06%)		Best Lap: 1:36.047 On Lap 21 @ 93.22 mph				

STOP	IN TIME	DRIVER IN	STINT TIME	STOP TIME	TOTAL STOP TIME	OUT TIME	DRIVER OUT
1 -	12:12:22.843	Will MOORE	13:10.363	2:54.660	2:54.660	12:15:17.503	Matt NICOLL-JONES
2 -	12:23:30.692	Matt NICOLL-JONES	8:13.189	3:24.789	6:19.449	12:26:55.481	Will MOORE
3 -	12:33:37.028	Will MOORE	6:41.547	2:54.861	9:14.310	12:36:31.889	Will MOORE
4 -	12:41:39.405	Will MOORE	5:07.516	2:54.579	12:08.889	12:44:33.984	Matt NICOLL-JONES
5 -	12:52:41.455	Matt NICOLL-JONES	8:07.471	2:51.430	15:00.319	12:55:32.885	Will MOORE
6 -	12:57:21.255	Will MOORE					

P16	10 GT4S	Equipe Verschuur	McLaren 570S GT4				
D1: Finlay HUTCHISON	Total Stint: 14 Laps - 26:17.315 (49.59%)		Best Lap: 1:36.197 On Lap 2 @ 93.08 mph				
D2: Daniel MCKAY	Total Stint: 12 Laps - 19:43.823 (37.22%)		Best Lap: 1:36.294 On Lap 25 @ 92.99 mph				

STOP	IN TIME	DRIVER IN	STINT TIME	STOP TIME	TOTAL STOP TIME	OUT TIME	DRIVER OUT
1 -	12:11:48.610	Finlay HUTCHISON	12:54.924	2:35.355	2:35.355	12:14:23.965	Finlay HUTCHISON
2 -	12:17:38.088	Finlay HUTCHISON	3:14.123	1:24.602	3:59.957	12:19:02.690	Finlay HUTCHISON
3 -	12:28:45.026	Finlay HUTCHISON	9:42.336	2:01.845	6:01.802	12:30:46.871	Daniel MCKAY
4 -	12:34:08.820	Daniel MCKAY	3:21.949	1:59.231	8:01.033	12:36:08.051	Daniel MCKAY
5 -	12:47:30.571	Daniel MCKAY	11:22.520	1:00.268	9:01.301	12:48:30.839	Daniel MCKAY
6 -	12:53:30.193	Daniel MCKAY					

P17	66 GT4PA	Team Parker Racing Ltd	Mercedes-AMG GT4				
D1: Nick JONES	Total Stint: 15 Laps - 25:06.562 (52.56%)		Best Lap: 1:37.931 On Lap 13 @ 91.43 mph				
D2: Scott MALVERN	Total Stint: 7 Laps - 16:50.736 (35.26%)		Best Lap: 1:36.209 On Lap 6 @ 93.07 mph				

STOP	IN TIME	DRIVER IN	STINT TIME	STOP TIME	TOTAL STOP TIME	OUT TIME	DRIVER OUT
1 -	12:03:33.142	Scott MALVERN	1:49.195	18.970	18.970	12:03:52.112	Scott MALVERN
2 -	12:05:28.262	Scott MALVERN	1:36.150	18.931	37.901	12:05:47.193	Scott MALVERN
3 -	12:15:28.149	Scott MALVERN	9:40.956	3:44.435	4:22.336	12:19:12.584	Nick JONES
4 -	12:30:51.654	Nick JONES	11:39.070	2:15.111	6:37.447	12:33:06.765	Nick JONES
5 -	12:41:31.327	Nick JONES	8:24.562	2:56.279	9:33.726	12:44:27.606	Nick JONES
6 -	12:49:30.536	Nick JONES					

P18	55 GT4S	HHC Motorsport	Ginetta G55 GT4				
D1: Callum POINTON	Total Stint: 8 Laps - 13:14.705 (23.62%)		Best Lap: 1:37.334 On Lap 20 @ 91.99 mph				
D2: Patrik MATTHIESEN	Total Stint: 17 Laps - 30:58.484 (55.23%)		Best Lap: 1:36.234 On Lap 16 @ 93.04 mph				

STOP	IN TIME	DRIVER IN	STINT TIME	STOP TIME	TOTAL STOP TIME	OUT TIME	DRIVER OUT
1 -	12:15:05.646	Patrik MATTHIESEN	16:08.907	3:00.567	3:00.567	12:18:06.213	Patrik MATTHIESEN
2 -	12:24:33.428	Patrik MATTHIESEN	6:27.215	2:46.866	5:47.433	12:27:20.294	Patrik MATTHIESEN
3 -	12:35:25.865	Patrik MATTHIESEN	8:05.571	1:52.992	7:40.425	12:37:18.857	Callum POINTON
4 -	12:43:51.686	Callum POINTON	6:32.829	3:43.473	11:23.898	12:47:35.159	Callum POINTON
5 -	12:52:30.205	Callum POINTON	4:55.046	2:20.845	13:44.743	12:54:51.050	Callum POINTON

Weather / Track : Drizzle / Dry

Donington Park GP
Circuit Length = 2.4873 miles
Start: 12:00 Flag 13:00 End: 13:00

British GT Championship

FREE PRACTICE 2 - PIT STOP ANALYSIS

6 - 12:56:37.880 Callum POINTON

P19 25 GT4PA		Ciceley Motorsport		Mercedes-AMG GT4			
D1: David FAIRBROTHER		Total Stint: 15 Laps - 30:20.208 (53.52%)		Best Lap: 1:39.081 On Lap 4 @ 90.37 mph			
D2: Adam MORGAN		Total Stint: 9 Laps - 15:28.143 (27.29%)		Best Lap: 1:36.255 On Lap 20 @ 93.02 mph			
STOP	IN TIME	DRIVER IN	STINT TIME	STOP TIME	TOTAL STOP TIME	OUT TIME	DRIVER OUT
1 -	12:21:04.348	David FAIRBROTHER	20:45.603	4:15.618	4:15.618	12:25:19.966	David FAIRBROTHER
2 -	12:33:41.620	David FAIRBROTHER	8:21.654	2:55.292	7:10.910	12:36:36.912	Adam MORGAN
3 -	12:46:24.941	Adam MORGAN	9:48.029	6:36.940	13:47.850	12:53:01.881	Adam MORGAN
4 -	12:58:41.995	Adam MORGAN					

P20 4 GT4S		Tolman Motorsport Ltd		McLaren 570S GT4			
D1: Michael O'BRIEN		Total Stint: 11 Laps - 22:52.489 (42.8%)		Best Lap: 1:36.519 On Lap 23 @ 92.77 mph			
D2: Charlie FAGG		Total Stint: 13 Laps - 27:39.640 (51.75%)		Best Lap: 1:36.264 On Lap 17 @ 93.01 mph			
STOP	IN TIME	DRIVER IN	STINT TIME	STOP TIME	TOTAL STOP TIME	OUT TIME	DRIVER OUT
1 -	12:03:11.803	Charlie FAGG	1:39.179	2:54.758	2:54.758	12:06:06.561	Charlie FAGG
2 -	12:16:00.070	Charlie FAGG	9:53.509	2:56.087	5:50.845	12:18:56.157	Michael O'BRIEN
3 -	12:30:37.668	Michael O'BRIEN	11:41.511	4:19.120	10:09.965	12:34:56.788	Charlie FAGG
4 -	12:46:20.020	Charlie FAGG	11:23.232	1:47.633	11:57.598	12:48:07.653	Michael O'BRIEN
5 -	12:54:59.511	Michael O'BRIEN					

P21 42 GT4S		Century Motorsport		BMW M4 GT4			
D1: Ben TUCK		Total Stint: 19 Laps - 35:26.659 (66.08%)		Best Lap: 1:36.383 On Lap 25 @ 92.90 mph			
D2: Ben GREEN		Total Stint: 7 Laps - 15:13.556 (28.39%)		Best Lap: 1:36.342 On Lap 9 @ 92.94 mph			
STOP	IN TIME	DRIVER IN	STINT TIME	STOP TIME	TOTAL STOP TIME	OUT TIME	DRIVER OUT
1 -	12:13:49.958	Ben TUCK	14:41.818	2:51.347	2:51.347	12:16:41.305	Ben GREEN
2 -	12:24:53.282	Ben GREEN	8:11.977	2:58.173	5:49.520	12:27:51.455	Ben GREEN
3 -	12:31:15.722	Ben GREEN	3:24.267	3:37.312	9:26.832	12:34:53.034	Ben TUCK
4 -	12:54:24.846	Ben TUCK					

P22 56 GT4PA		Tolman Motorsport Ltd		McLaren 570S GT4			
D1: David PATTISON		Total Stint: 28 Laps - 48:50.009 (82.29%)		Best Lap: 1:36.359 On Lap 24 @ 92.92 mph			
D2: Joe OSBORNE		Total Stint: 0 Laps					
STOP	IN TIME	DRIVER IN	STINT TIME	STOP TIME	TOTAL STOP TIME	OUT TIME	DRIVER OUT
1 -	12:30:57.310	David PATTISON	31:48.800	5:54.217	5:54.217	12:36:51.527	David PATTISON
2 -	12:45:21.117	David PATTISON	8:29.590	2:17.252	8:11.469	12:47:38.369	David PATTISON
3 -	12:54:11.205	David PATTISON	6:32.836	2:19.114	10:30.583	12:56:30.319	David PATTISON
4 -	13:00:10.536	David PATTISON					

P23 44 GT4PA		Invictus Games Racing		Jaguar F-TYPE SVR GT4			
D1: Paul VICE		Total Stint: 4 Laps - 7:35.552 (17.21%)		Best Lap: 1:44.555 On Lap 15 @ 85.64 mph			
D2: Matthew GEORGE		Total Stint: 13 Laps - 26:26.183 (59.92%)		Best Lap: 1:36.440 On Lap 11 @ 92.85 mph			
STOP	IN TIME	DRIVER IN	STINT TIME	STOP TIME	TOTAL STOP TIME	OUT TIME	DRIVER OUT
1 -	12:21:17.186	Matthew GEORGE	9:57.394	4:15.897	4:15.897	12:25:33.083	Matthew GEORGE
2 -	12:32:21.263	Matthew GEORGE	6:48.180	5:49.584	10:05.481	12:38:10.847	Matthew GEORGE
3 -	12:46:37.846	Matthew GEORGE	8:26.999	2:49.768	12:55.249	12:49:27.614	Paul VICE
4 -	12:57:03.166	Paul VICE					

P24 72 GT4PA		Balfe Motorsport		McLaren 570S GT4			
D1: Adam BALON		Total Stint: 16 Laps - 28:55.027 (50.85%)		Best Lap: 1:37.620 On Lap 17 @ 91.72 mph			
D2: Ben BARNICOAT		Total Stint: 12 Laps - 25:43.167 (45.23%)		Best Lap: 1:36.540 On Lap 23 @ 92.75 mph			
STOP	IN TIME	DRIVER IN	STINT TIME	STOP TIME	TOTAL STOP TIME	OUT TIME	DRIVER OUT
1 -	12:08:47.301	Ben BARNICOAT	9:42.113	2:42.289	2:42.289	12:11:29.590	Adam BALON
2 -	12:24:51.667	Adam BALON	13:22.077	2:13.618	4:55.907	12:27:05.285	Adam BALON
3 -	12:38:37.870	Adam BALON	11:32.585	1:54.618	6:50.525	12:40:32.488	Ben BARNICOAT
4 -	12:53:33.069	Ben BARNICOAT	13:00.581	1:54.076	8:44.601	12:55:27.145	Adam BALON
5 -	12:57:32.892	Adam BALON					

P25 5 GT4S		Tolman Motorsport Ltd		McLaren 570S GT4			
D1: Lewis PROCTOR		Total Stint: 16 Laps - 31:17.427 (56.18%)		Best Lap: 1:36.594 On Lap 18 @ 92.70 mph			
D2: Jordan ALBERT		Total Stint: 14 Laps - 24:24.238 (43.82%)		Best Lap: 1:36.764 On Lap 26 @ 92.53 mph			
STOP	IN TIME	DRIVER IN	STINT TIME	STOP TIME	TOTAL STOP TIME	OUT TIME	DRIVER OUT

Weather / Track : Drizzle / Dry

Donington Park GP
Circuit Length = 2.4873 miles
Start: 12:00 Flag 13:00 End: 13:00

British GT Championship

FREE PRACTICE 2 - PIT STOP ANALYSIS

1 -	12:13:58.103	Lewis PROCTOR	14:53.202	1:35.945	1:35.945	12:15:34.048	Jordan ALBERT
2 -	12:28:41.834	Jordan ALBERT	13:07.786	1:18.743	2:54.688	12:30:00.577	Lewis PROCTOR
3 -	12:44:56.557	Lewis PROCTOR	14:55.980	1:32.566	4:27.254	12:46:29.123	Jordan ALBERT
4 -	12:56:26.832	Jordan ALBERT					

P26	86 GT4PA	Steller Motorsport						Toyota GT86
D1: Richard WILLIAMS	Total Stint: 22 Laps - 37:56.283 (70.02%)							Best Lap: 1:36.605 On Lap 21 @ 92.69 mph
D2: Sennan FIELDING	Total Stint: 0 Laps							
STOP	IN TIME	DRIVER IN	STINT TIME	STOP TIME	TOTAL STOP TIME	OUT TIME	DRIVER OUT	
1 -	12:15:16.202	Richard WILLIAMS	16:31.210	9:12.984	9:12.984	12:24:29.186	Richard WILLIAMS	
2 -	12:35:58.845	Richard WILLIAMS	11:29.659	7:01.847	16:14.831	12:43:00.692	Richard WILLIAMS	
3 -	12:54:38.822	Richard WILLIAMS						

P27	53 GT4PA	UltraTek Racing Team RJN						Nissan 370Z GT4
D1: Kelvin FLETCHER	Total Stint: 13 Laps - 24:16.982 (43.02%)							Best Lap: 1:36.787 On Lap 14 @ 92.51 mph
D2: Martin PLOWMAN	Total Stint: 12 Laps - 24:06.789 (42.72%)							Best Lap: 1:36.990 On Lap 23 @ 92.32 mph
STOP	IN TIME	DRIVER IN	STINT TIME	STOP TIME	TOTAL STOP TIME	OUT TIME	DRIVER OUT	
1 -	12:03:09.814	Martin PLOWMAN	2:09.032	1:30.192	1:30.192	12:04:40.006	Martin PLOWMAN	
2 -	12:14:36.389	Martin PLOWMAN	9:56.383	1:49.389	3:19.581	12:16:25.778	Kelvin FLETCHER	
3 -	12:26:41.696	Kelvin FLETCHER	10:15.918	4:14.269	7:33.850	12:30:55.965	Kelvin FLETCHER	
4 -	12:42:27.055	Kelvin FLETCHER	11:31.090	2:29.974	10:03.824	12:44:57.029	Martin PLOWMAN	
5 -	12:53:15.947	Martin PLOWMAN	8:18.918	2:18.430	12:22.254	12:55:34.377	Martin PLOWMAN	
6 -	12:57:27.444	Martin PLOWMAN						

P28	61 GT4S	Academy Motorsport						Aston Martin V8 Vantage GT4
D1: Tom WOOD	Total Stint: 14 Laps - 28:24.400 (52.46%)							Best Lap: 1:37.214 On Lap 23 @ 92.11 mph
D2: Jan JONCK	Total Stint: 14 Laps - 25:44.812 (47.54%)							Best Lap: 1:37.071 On Lap 17 @ 92.24 mph
STOP	IN TIME	DRIVER IN	STINT TIME	STOP TIME	TOTAL STOP TIME	OUT TIME	DRIVER OUT	
1 -	12:11:15.075	Tom WOOD	11:41.363	3:25.660	3:25.660	12:14:40.735	Jan JONCK	
2 -	12:37:30.016	Jan JONCK	22:49.281	2:55.531	6:21.191	12:40:25.547	Tom WOOD	
3 -	12:55:25.650	Tom WOOD						

P29	54 GT4PA	UltraTek Racing Team RJN						Nissan 370Z GT4
D1: JM LITTMAN	Total Stint: 10 Laps - 16:43.197 (41.1%)							Best Lap: 1:37.923 On Lap 17 @ 91.44 mph
D2: Stephen JOHANSEN	Total Stint: 9 Laps - 19:46.889 (48.62%)							Best Lap: 1:37.509 On Lap 7 @ 91.83 mph
STOP	IN TIME	DRIVER IN	STINT TIME	STOP TIME	TOTAL STOP TIME	OUT TIME	DRIVER OUT	
1 -	12:09:41.099	Stephen JOHANSEN	10:28.376	4:10.925	4:10.925	12:13:52.024	Stephen JOHANSEN	
2 -	12:22:10.904	Stephen JOHANSEN	8:18.880	2:51.140	7:02.065	12:25:02.044	JM LITTMAN	
3 -	12:41:45.241	JM LITTMAN						

P30	22 GT4PA	Invictus Games Racing						Jaguar F-TYPE SVR GT4
D1: Steve MCCULLY	Total Stint: 0 Laps							
D2: Jason WOLFE	Total Stint: 16 Laps - 28:38.692 (69.67%)							Best Lap: 1:37.645 On Lap 14 @ 91.70 mph
STOP	IN TIME	DRIVER IN	STINT TIME	STOP TIME	TOTAL STOP TIME	OUT TIME	DRIVER OUT	
1 -	12:22:07.339	Jason WOLFE	10:11.340	6:25.056	6:25.056	12:28:32.395	Jason WOLFE	
2 -	12:40:11.094	Jason WOLFE	11:38.699	6:03.178	12:28.234	12:46:14.272	Jason WOLFE	
3 -	12:54:49.847	Jason WOLFE						

P31	89 GT4PA	ProTechnika						Mercedes-AMG GT4
D1: Anna WALEWSKA	Total Stint: 9 Laps - 21:49.685 (40.81%)							Best Lap: 1:41.214 On Lap 3 @ 88.47 mph
D2: Tom CANNING	Total Stint: 15 Laps - 25:03.386 (46.85%)							Best Lap: 1:38.047 On Lap 22 @ 91.32 mph
STOP	IN TIME	DRIVER IN	STINT TIME	STOP TIME	TOTAL STOP TIME	OUT TIME	DRIVER OUT	
1 -	12:12:48.319	Anna WALEWSKA	14:00.024	6:35.884	6:35.884	12:19:24.203	Anna WALEWSKA	
2 -	12:24:40.681	Anna WALEWSKA	5:16.478	4:23.063	10:58.947	12:29:03.744	Tom CANNING	
3 -	12:54:07.130	Tom CANNING						

P32	88 GT4S	Team HARD. With Trade Price Cars						Ginetta G55 GT4
D1: Graham ROBERTS	Total Stint: 16 Laps - 32:21.817 (57.51%)							Best Lap: 1:39.815 On Lap 15 @ 89.71 mph
D2: Benjamin WALLACE	Total Stint: 12 Laps - 20:54.630 (37.15%)							Best Lap: 1:41.183 On Lap 25 @ 88.49 mph
STOP	IN TIME	DRIVER IN	STINT TIME	STOP TIME	TOTAL STOP TIME	OUT TIME	DRIVER OUT	
1 -	12:21:37.939	Graham ROBERTS	22:27.272	3:00.308	3:00.308	12:24:38.247	Graham ROBERTS	
2 -	12:33:14.541	Graham ROBERTS	8:36.294	3:06.120	6:06.428	12:36:20.661	Benjamin WALLACE	

Weather / Track : Drizzle / Dry

Donington Park GP
Circuit Length = 2.4873 miles
Start: 12:00 Flag 13:00 End: 13:00

British GT Championship

FREE PRACTICE 2 - PIT STOP ANALYSIS

3 - 12:57:15.291 Benjamin WALLACE

British GT Championship

QUALIFYING - GT3 AM - CLASSIFICATION

POS	NO	CL	PIC	TEAM / DRIVERS	CAR	TIME	ON	LAPS	GAP	DIFF	MPH
1	33	GT3PA	1	Barwell Motorsport Jon MINSHAW / Phil KEEN	Lamborghini Huracan GT3	1:42.180	3	5			87.63
2	47	GT3PA	2	Jetstream Motorsport Graham DAVIDSON / Maxime MARTIN	Aston Martin V12 Vantage GT3	1:43.402	5	5	1.222	1.222	86.59
3	69	GT3PA	3	Barwell Motorsport Sam DE HAAN / Jonny COCKER	Lamborghini Huracan GT3	1:43.582	5	5	1.402	0.180	86.44
4	75	GT3PA	4	Optimum Motorsport Flick HAIGH / Jonny ADAM	Aston Martin V12 Vantage GT3	1:44.620	5	5	2.440	1.038	85.59
5	99	GT3PA	5	Beechdean AMR Andrew HOWARD / Darren TURNER	Aston Martin V12 Vantage GT3	1:44.918	5	5	2.738	0.298	85.34
6	11	GT3PA	6	TF Sport Mark FARMER / Nicki THIM	Aston Martin V12 Vantage GT3	1:45.148	5	5	2.968	0.230	85.16
7	101	GT3PA	7	Balfe Motorsport Graham JOHNSON / Mike ROBINSON	McLaren 650S GT3	1:45.766	4	4	3.586	0.618	84.66
8	17	GT3PA	8	TF Sport Derek JOHNSTON / Marco SORENSEN	Aston Martin V12 Vantage GT3	1:46.921	5	5	4.741	1.155	83.74
9	24	GT3PA	9	RJN Motorsport Chris BUNCOMBE / Struan MOORE	Nissan GT-R NISMO GT3	1:47.051	4	4	4.871	0.130	83.64
10	116	GT3PA	10	ERC Sport Lee MOWLE / Yelmer BUURMAN	Mercedes-AMG GT3	1:47.166	5	5	4.986	0.115	83.55
11	7	GT3PA	11	Team Parker Racing Ltd Ian LOGGIE / Callum MACLEOD	Bentley Continental GT3	1:48.089	4	4	5.909	0.923	82.84
12	70	GTCPA	1	JMH Auto John SEALE / Marcus CLUTTON	Ferrari 488 Challenge	1:48.590	4	5	6.410	0.501	82.46
13	1	GT3PA	12	Team Parker Racing Ltd Rick PARFITT JNR / Ryan RATCLIFFE	Bentley Continental GT3	1:49.536	3	3	7.356	0.946	81.74

Weather / Track : Cloudy / Wet

These results are provisional until the conclusion of any judicial and technical matters.

Donington Park GP

Circuit Length = 2.4873 miles

Start: 15:45 Flag 15:55 End: 15:59

Race Director :	Stewards :	Timekeeper :
-----------------	------------	--------------

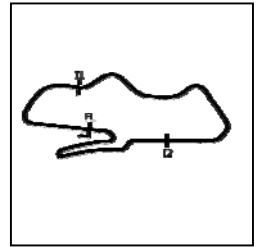
Results can be found at www.tsl-timing.com

Printed - 16:03 Saturday, 22 September 2018



British GT Championship

QUALIFYING - GT3 AM - SECTOR ANALYSIS



SECTOR 1 = FL to I1, SECTOR 2 = I1 to I2, SECTOR 3 = I2 to FL, DIFF = Difference To Personal Best Lap, P = Crossed Finish Line in Pit Lane, D = Time Disallowed

P1 33 GT3PA Barwell Motorsport		Lamborghini Huracan GT3							
IDEAL LAP TIME : 1:42.114		BEST LAP TIME : 1:42.180							
D1: Jon MINSHAW		D2: Phil KEEN							
DIFFERENCE : 0.066									
LAP	SECTOR 1	SECTOR 2	SECTOR 3	LAP TIME	MPH	DIFF	TIME OF DAY		
1 - D1	22.176	112.2	42.174 133.1	39.467	96.2	1:43.817	86.25	1.637	15:48:33.866
2 - D1	21.929	112.9	42.019 132.8	39.283	95.4	1:43.231 (2)	86.74	1.051	15:50:17.097
3 - D1	21.618	118.1	41.596 134.2	38.966	96.1	1:42.180 (1)	87.63		15:51:59.277
4 - D1	22.024	116.5	42.512 132.6	39.147	96.5	1:43.683 (3)	86.36	1.503	15:53:42.960
5 - D1	21.667	122.2	41.530 134.4	IN PIT		1:46.185 P	84.32	4.005	15:55:29.145

P2 47 GT3PA Jetstream Motorsport		Aston Martin V12 Vantage GT3							
IDEAL LAP TIME : 1:43.048		BEST LAP TIME : 1:43.402							
D1: Graham DAVIDSON		D2: Maxime MARTIN							
DIFFERENCE : 0.354									
LAP	SECTOR 1	SECTOR 2	SECTOR 3	LAP TIME	MPH	DIFF	TIME OF DAY		
1 - D1	22.596	111.8	43.614 132.6	40.330	95.7	1:46.540	84.04	3.138	15:48:53.889
2 - D1	22.118	115.7	42.833 133.9	40.308	95.8	1:45.259	85.07	1.857	15:50:39.148
3 - D1	21.834	115.5	42.747 133.4	39.857	96.0	1:44.438 (3)	85.73	1.036	15:52:23.586
4 - D1	22.051	112.7	43.082 133.6	39.225	95.8	1:44.358 (2)	85.80	0.956	15:54:07.944
5 - D1	21.837	120.6	41.989 133.9	39.576	94.5	1:43.402 (1)	86.59		15:55:51.346

P3 69 GT3PA Barwell Motorsport		Lamborghini Huracan GT3							
IDEAL LAP TIME : 1:43.561		BEST LAP TIME : 1:43.582							
D1: Sam DE HAAN		D2: Jonny COCKER							
DIFFERENCE : 0.021									
LAP	SECTOR 1	SECTOR 2	SECTOR 3	LAP TIME	MPH	DIFF	TIME OF DAY		
1 - D1	23.105	98.6	44.647 132.1	41.525	94.9	1:49.277	81.94	5.695	15:48:45.575
2 - D1	22.561	102.6	43.524 132.8	40.090	95.8	1:46.175	84.33	2.593	15:50:31.750
3 - D1	22.143	107.7	42.290 133.1	39.869	95.7	1:44.302 (2)	85.85	0.720	15:52:16.052
4 - D1	22.231	105.6	42.294 133.4	39.848	96.1	1:44.373 (3)	85.79	0.791	15:54:00.425
5 - D1	21.970	110.5	42.311 133.1	39.301	96.2	1:43.582 (1)	86.44		15:55:44.007

P4 75 GT3PA Optimum Motorsport		Aston Martin V12 Vantage GT3							
IDEAL LAP TIME : 1:44.620		BEST LAP TIME : 1:44.620							
D1: Flick HAIGH		D2: Jonny ADAM							
DIFFERENCE : 0.000									
LAP	SECTOR 1	SECTOR 2	SECTOR 3	LAP TIME	MPH	DIFF	TIME OF DAY		
1 - D1	23.872	105.6	45.769 131.0	42.267	95.4	1:51.908	80.01	7.288	15:49:11.236
2 - D1	23.254	107.8	45.223 131.5	41.114	97.2	1:49.591	81.70	4.971	15:51:00.827
3 - D1	22.931	109.1	44.960 132.3	40.188	98.1	1:48.079 (3)	82.85	3.459	15:52:48.906
4 - D1	22.429	112.7	43.722 132.6	40.181	97.6	1:46.332 (2)	84.21	1.712	15:54:35.238
5 - D1	22.225	115.3	43.210 134.2	39.185	97.9	1:44.620 (1)	85.59		15:56:19.858

P5 99 GT3PA Beechdean AMR		Aston Martin V12 Vantage GT3							
IDEAL LAP TIME : 1:44.822		BEST LAP TIME : 1:44.918							
D1: Andrew HOWARD		D2: Darren TURNER							
DIFFERENCE : 0.096									
LAP	SECTOR 1	SECTOR 2	SECTOR 3	LAP TIME	MPH	DIFF	TIME OF DAY		
1 - D1	23.420	98.9	44.803 129.8	40.821	96.5	1:49.044	82.11	4.126	15:48:50.802
2 - D1	22.713	107.8	43.859 130.3	39.871	97.1	1:46.443 (3)	84.12	1.525	15:50:37.245
3 - D1	22.497	110.7	43.387 131.3	39.788	96.6	1:45.672 (2)	84.73	0.754	15:52:22.917
4 - D1	22.090	113.7	44.678 131.5	40.628	97.1	1:47.396	83.37	2.478	15:54:10.313
5 - D1	22.186	113.1	43.185 131.5	39.547	96.5	1:44.918 (1)	85.34		15:55:55.231

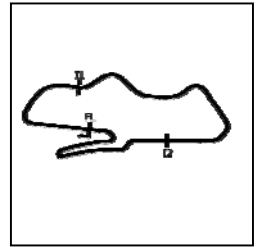
P6 11 GT3PA TF Sport		Aston Martin V12 Vantage GT3							
IDEAL LAP TIME : 1:44.838		BEST LAP TIME : 1:45.148							
D1: Mark FARMER		D2: Nicki THIM							
DIFFERENCE : 0.310									
LAP	SECTOR 1	SECTOR 2	SECTOR 3	LAP TIME	MPH	DIFF	TIME OF DAY		
1 - D1	23.323	105.6	45.842 127.0	41.212	97.3	1:50.377	81.12	5.229	15:49:07.857
2 - D1	23.012	107.2	44.701 131.3	40.505	97.9	1:48.218	82.74	3.070	15:50:56.075
3 - D1	22.318	110.1	43.896 132.3	40.107	98.3	1:46.321 (3)	84.22	1.173	15:52:42.396
4 - D1	22.279	111.8	43.630 132.8	39.491	99.1	1:45.400 (2)	84.95	0.252	15:54:27.796
5 - D1	22.509	110.5	43.068 133.6	39.571	98.3	1:45.148 (1)	85.16		15:56:12.944

Weather / Track : Cloudy / Wet

Donington Park GP
Circuit Length = 2.4873 miles
Start: 15:45 Flag 15:55 End: 15:59

British GT Championship

QUALIFYING - GT3 AM - SECTOR ANALYSIS



SECTOR 1 = FL to I1, SECTOR 2 = I1 to I2, SECTOR 3 = I2 to FL, DIFF = Difference To Personal Best Lap, P = Crossed Finish Line in Pit Lane, D = Time Disallowed

P7 101 GT3PA Balfe Motorsport		McLaren 650S GT3								
IDEAL LAP TIME : 1:45.399		BEST LAP TIME : 1:45.766								
D1: Graham JOHNSON		D2: Mike ROBINSON								
DIFFERENCE : 0.367										
LAP	SECTOR 1	SECTOR 2	SECTOR 3	LAP TIME	MPH	DIFF	TIME OF DAY			
1 - D1	23.259	105.6	44.369	132.3	41.429	96.0	1:49.057 (3)	82.10	3.291	15:49:42.820
2 - D1	23.062	108.2	43.987	132.8	44.552	97.3	1:51.601	80.23	5.835	15:51:34.421
3 - D1	23.290	106.0	43.605	133.1	39.588	97.8	1:46.483 (2)	84.09	0.717	15:53:20.904
4 - D1	22.739	112.4	43.072	133.9	39.955	95.5	1:45.766 (1)	84.66		15:55:06.670

P8 17 GT3PA TF Sport		Aston Martin V12 Vantage GT3								
IDEAL LAP TIME : 1:46.921		BEST LAP TIME : 1:46.921								
D1: Derek JOHNSTON		D2: Marco SORENSEN								
DIFFERENCE : 0.000										
LAP	SECTOR 1	SECTOR 2	SECTOR 3	LAP TIME	MPH	DIFF	TIME OF DAY			
1 - D1	24.298	95.0	45.743	132.8	42.935	95.5	1:52.976	79.25	6.055	15:49:04.342
2 - D1	22.866	100.3	47.876	111.8	44.252	94.7	1:54.994	77.86	8.073	15:50:59.336
3 - D1	23.562	100.7	45.708	131.3	42.692	95.3	1:51.962 (3)	79.97	5.041	15:52:51.298
4 - D1	22.977	103.8	44.262	132.8	41.218	97.2	1:48.457 (2)	82.56	1.536	15:54:39.755
5 - D1	22.438	109.1	43.615	133.9	40.868	96.8	1:46.921 (1)	83.74		15:56:26.676

P9 24 GT3PA RJN Motorsport		Nissan GT-R NISMO GT3							
IDEAL LAP TIME : 1:46.702		BEST LAP TIME : 1:47.051							
D1: Chris BUNCOMBE		D2: Struan MOORE							
DIFFERENCE : 0.349									
LAP	SECTOR 1	SECTOR 2	SECTOR 3	LAP TIME	MPH	DIFF	TIME OF DAY		
1 - D1	23.963	45.846	133.1	42.412	92.5	1:52.221	79.79	5.170	15:49:41.614
2 - D1	23.213	44.328	132.8	40.946	93.2	1:48.487 (3)	82.53	1.436	15:51:30.101
3 - D1	22.896	43.665	132.3	41.135	91.8	1:47.696 (2)	83.14	0.645	15:53:17.797
4 - D1	22.990	43.920	132.3	40.141	92.5	1:47.051 (1)	83.64		15:55:04.848

P10 116 GT3PA ERC Sport		Mercedes-AMG GT3								
IDEAL LAP TIME : 1:47.166		BEST LAP TIME : 1:47.166								
D1: Lee MOWLE		D2: Yelmer BUURMAN								
DIFFERENCE : 0.000										
LAP	SECTOR 1	SECTOR 2	SECTOR 3	LAP TIME	MPH	DIFF	TIME OF DAY			
1 - D1	23.953	91.8	45.223	131.8	42.096	94.3	1:51.272	80.47	4.106	15:49:13.685
2 - D1	23.168	99.4	45.124	131.0	42.054	94.5	1:50.346	81.14	3.180	15:51:04.031
3 - D1	23.038	99.4	44.889	130.0	41.129	94.3	1:49.056 (3)	82.10	1.890	15:52:53.087
4 - D1	23.145	101.5	44.838	130.0	40.801	94.3	1:48.784 (2)	82.31	1.618	15:54:41.871
5 - D1	22.670	104.3	44.087	130.5	40.409	95.3	1:47.166 (1)	83.55		15:56:29.037

P11 7 GT3PA Team Parker Racing Ltd		Bentley Continental GT3								
IDEAL LAP TIME : 1:48.089		BEST LAP TIME : 1:48.089								
D1: Ian LOGGIE		D2: Callum MACLEOD								
DIFFERENCE : 0.000										
LAP	SECTOR 1	SECTOR 2	SECTOR 3	LAP TIME	MPH	DIFF	TIME OF DAY			
1 - D1	23.738	93.2	45.292	130.0	42.644	93.0	1:51.674	80.18	3.585	15:51:15.845
2 - D1	23.289	97.6	44.144	132.6	41.472	92.8	1:48.905 (3)	82.22	0.816	15:53:04.750
3 - D1	22.983	97.5	44.120	132.3	41.534	93.8	1:48.637 (2)	82.42	0.548	15:54:53.387
4 - D1	22.875	97.2	43.843	133.1	41.371	93.5	1:48.089 (1)	82.84		15:56:41.476

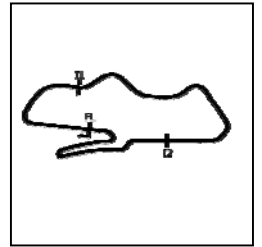
P12 70 GTCPA JMH Auto		Ferrari 488 Challenge								
IDEAL LAP TIME : 1:48.382		BEST LAP TIME : 1:48.590								
D1: John SEALE		D2: Marcus CLUTTON								
DIFFERENCE : 0.208										
LAP	SECTOR 1	SECTOR 2	SECTOR 3	LAP TIME	MPH	DIFF	TIME OF DAY			
1 - D1	23.857	88.5	45.984	129.5	42.543	94.5	1:52.384	79.67	3.794	15:49:17.224
2 - D1	23.068	96.8	44.218	133.4	41.558	97.1	1:48.844 (2)	82.26	0.254	15:51:06.068
3 - D1	23.096	97.8	44.708	135.2	41.552	94.9	1:49.356 (3)	81.88	0.766	15:52:55.424
4 - D1	23.126	97.6	44.351	136.6	41.113	98.8	1:48.590 (1)	82.46		15:54:44.014
5 - D1	23.051	96.8	44.406	136.1	IN PIT		1:54.036 P	78.52	5.446	15:56:38.050

Weather / Track : Cloudy / Wet

Donington Park GP
Circuit Length = 2.4873 miles
Start: 15:45 Flag 15:55 End: 15:59

British GT Championship

QUALIFYING - GT3 AM - SECTOR ANALYSIS



SECTOR 1 = FL to I1, SECTOR 2 = I1 to I2, SECTOR 3 = I2 to FL, DIFF = Difference To Personal Best Lap, P = Crossed Finish Line in Pit Lane, D = Time Disallowed

P13		1 GT3PA Team Parker Racing Ltd		Bentley Continental GT3						
IDEAL LAP TIME : 1:49.536		BEST LAP TIME : 1:49.536		DIFFERENCE : 0.000						
D1: Rick PARFITT JNR		D2: Ryan RATCLIFFE								
LAP	SECTOR 1		SECTOR 2		SECTOR 3		LAP TIME	MPH	DIFF	TIME OF DAY
1 - D1	24.061	101.5	46.754	126.3	44.769	89.9	1:55.584 (2)	77.47	6.048	15:51:54.696
2 - D1	24.233	101.3	47.263	123.3	44.552	89.4	1:56.048 (3)	77.16	6.512	15:53:50.744
3 - D1	23.685	108.7	44.038	131.3	41.813	92.3	1:49.536 (1)	81.74		15:55:40.280

Weather / Track : Cloudy / Wet

Results can be found at www.tsl-timing.com

Page 3 of 3

Donington Park GP
Circuit Length = 2.4873 miles
Start: 15:45 Flag 15:55 End: 15:59

Printed - 16:05 Saturday, 22 September 2018

British GT Championship

QUALIFYING - GT3 AM - BEST SPEEDS

POS	INTERMEDIATE 1			INTERMEDIATE 2			FINISH LINE		
	NO	NAME	MPH	NO	NAME	MPH	NO	NAME	MPH
1	33	Barwell Motorsport	122.2	70	JMH Auto	136.6	11	TF Sport	99.1
2	47	Jetstream Motorsport	120.6	33	Barwell Motorsport	134.4	70	JMH Auto	98.8
3	75	Optimum Motorsport	115.3	75	Optimum Motorsport	134.2	75	Optimum Motorsport	98.1
4	99	Beechdean AMR	113.7	47	Jetstream Motorsport	133.9	101	Balfe Motorsport	97.8
5	101	Balfe Motorsport	112.4	101	Balfe Motorsport	133.9	17	TF Sport	97.2
6	11	TF Sport	111.8	17	TF Sport	133.9	99	Beechdean AMR	97.1
7	69	Barwell Motorsport	110.5	11	TF Sport	133.6	33	Barwell Motorsport	96.5
8	17	TF Sport	109.1	69	Barwell Motorsport	133.4	69	Barwell Motorsport	96.2
9	1	Team Parker Racing Ltd	108.7	24	RJN Motorsport	133.1	47	Jetstream Motorsport	96.0
10	116	ERC Sport	104.3	7	Team Parker Racing Ltd	133.1	116	ERC Sport	95.3
11	70	JMH Auto	97.8	116	ERC Sport	131.8	7	Team Parker Racing Ltd	93.8
12	7	Team Parker Racing Ltd	97.6	99	Beechdean AMR	131.5	24	RJN Motorsport	93.2
13				1	Team Parker Racing Ltd	131.3	1	Team Parker Racing Ltd	92.3

Weather / Track : Cloudy / Wet

Results can be found at www.tsl-timing.com

Donington Park GP
Circuit Length = 2.4873 miles
Start: 15:45 Flag 15:55 End: 15:59

Printed - 16:05 Saturday, 22 September 2018

British GT Championship

QUALIFYING - GT3 AM - BEST SECTORS

SECTOR 1			SECTOR 2			SECTOR 3			IDEAL / BEST COMPARISON						
POS	NO	NAME	TIME	NO	NAME	TIME	NO	NAME	TIME	POS	NO	NAME	IDEAL	BEST	DIFF
													PERFECT LAP	1:42.114	
1	33	Barwell Motorsport	21.618	33	Barwell Motorsport	41.530	33	Barwell Motorsport	38.966	1	33	Barwell Motorsport	1:42.114	1:42.180	0.066
2	47	Jetstream Motorspo	21.834	47	Jetstream Motorspo	41.989	75	Optimum Motorspor	39.185	2	47	Jetstream Motorsport	1:43.048	1:43.402	0.354
3	69	Barwell Motorsport	21.970	69	Barwell Motorsport	42.290	47	Jetstream Motorspo	39.225	3	69	Barwell Motorsport	1:43.561	1:43.582	0.021
4	99	Beechdean AMR	22.090	11	TF Sport	43.068	69	Barwell Motorsport	39.301	4	75	Optimum Motorsport	1:44.620	1:44.620	0.000
5	75	Optimum Motorspor	22.225	101	Balfe Motorsport	43.072	11	TF Sport	39.491	5	99	Beechdean AMR	1:44.822	1:44.918	0.096
6	11	TF Sport	22.279	99	Beechdean AMR	43.185	99	Beechdean AMR	39.547	6	11	TF Sport	1:44.838	1:45.148	0.310
7	17	TF Sport	22.438	75	Optimum Motorspor	43.210	101	Balfe Motorsport	39.588	7	101	Balfe Motorsport	1:45.399	1:45.766	0.367
8	116	ERC Sport	22.670	17	TF Sport	43.615	24	RJN Motorsport	40.141	8	24	RJN Motorsport	1:46.702	1:47.051	0.349
9	101	Balfe Motorsport	22.739	24	RJN Motorsport	43.665	116	ERC Sport	40.409	9	17	TF Sport	1:46.921	1:46.921	0.000
10	7	Team Parker Racing	22.875	7	Team Parker Racing	43.843	17	TF Sport	40.868	10	116	ERC Sport	1:47.166	1:47.166	0.000
11	24	RJN Motorsport	22.896	1	Team Parker Racing	44.038	70	JMH Auto	41.113	11	7	Team Parker Racing L	1:48.089	1:48.089	0.000
12	70	JMH Auto	23.051	116	ERC Sport	44.087	7	Team Parker Racing	41.371	12	70	JMH Auto	1:48.382	1:48.590	0.208
13	1	Team Parker Racing	23.685	70	JMH Auto	44.218	1	Team Parker Racing	41.813	13	1	Team Parker Racing L	1:49.536	1:49.536	0.000

Weather / Track : Cloudy / Wet

Results can be found at www.tsl-timing.com

Donington Park GP

Circuit Length = 2.4873 miles

Start: 15:45 Flag 15:55 End: 15:59

Printed - 16:04 Saturday, 22 September 2018

British GT Championship

QUALIFYING - GT3 PRO - CLASSIFICATION

POS	NO	CL	PIC	TEAM / DRIVERS	CAR	TIME	ON	LAPS	GAP	DIFF	MPH
1	33	GT3PA	1	Barwell Motorsport Jon MINSHAW / Phil KEEN	Lamborghini Huracan GT3	1:39.292	5	5			90.18
2	69	GT3PA	2	Barwell Motorsport Sam DE HAAN / Jonny COCKER	Lamborghini Huracan GT3	1:39.499	5	5	0.207	0.207	89.99
3	116	GT3PA	3	ERC Sport Lee MOWLE / Yelmer BUURMAN	Mercedes-AMG GT3	1:39.992	3	5	0.700	0.493	89.55
4	17	GT3PA	4	TF Sport Derek JOHNSTON / Marco SORENSEN	Aston Martin V12 Vantage GT3	1:40.224	3	3	0.932	0.232	89.34
5	75	GT3PA	5	Optimum Motorsport Flick HAIGH / Jonny ADAM	Aston Martin V12 Vantage GT3	1:40.255	5	5	0.963	0.031	89.31
6	11	GT3PA	6	TF Sport Mark FARMER / Nicki THIM	Aston Martin V12 Vantage GT3	1:40.286	3	4	0.994	0.031	89.28
7	47	GT3PA	7	Jetstream Motorsport Graham DAVIDSON / Maxime MARTIN	Aston Martin V12 Vantage GT3	1:41.059	4	4	1.767	0.773	88.60
8	7	GT3PA	8	Team Parker Racing Ltd Ian LOGGIE / Callum MACLEOD	Bentley Continental GT3	1:41.929	4	4	2.637	0.870	87.84
9	70	GTCPA	1	JMH Auto John SEALE / Marcus CLUTTON	Ferrari 488 Challenge	1:41.953	5	5	2.661	0.024	87.82
10	99	GT3PA	9	Beechdean AMR Andrew HOWARD / Darren TURNER	Aston Martin V12 Vantage GT3	1:43.244	1	3	3.952	1.291	86.73
11	24	GT3PA	10	RJN Motorsport Chris BUNCOMBE / Struan MOORE	Nissan GT-R NISMO GT3	1:44.526	2	4	5.234	1.282	85.66
12	1	GT3PA	11	Team Parker Racing Ltd Rick PARFITT JNR / Ryan RATCLIFFE	Bentley Continental GT3	1:45.262	4	4	5.970	0.736	85.06
13	101	GT3PA	12	Balfe Motorsport Graham JOHNSON / Mike ROBINSON	McLaren 650S GT3	1:45.400	1	1	6.108	0.138	84.95

Weather / Track : Cloudy / Wet

These results are provisional until the conclusion of any judicial and technical matters.

Donington Park GP

Circuit Length = 2.4873 miles

Start: 15:59 Flag 16:09 End: 16:12

Race Director :

Stewards :

Timekeeper :

Results can be found at www.tsl-timing.com

Printed - 16:16 Saturday, 22 September 2018



British GT Championship

QUALIFYING - GT3 - COMBINED CLASSIFICATION

POS	NO	CL	PIC NAME		TEAM BEST	SESSION 1		SESSION 2	
						LAPS	BEST	LAPS	BEST
1	33	GT3PA	1 Barwell Motorsport Jon MINSHAW / Phil KEEN	Lamborghini Huracan GT3	3:21.472	5	1:42.180	5	1:39.292
2	69	GT3PA	2 Barwell Motorsport Sam DE HAAN / Jonny COCKER	Lamborghini Huracan GT3	3:23.081	5	1:43.582	5	1:39.499
3	47	GT3PA	3 Jetstream Motorsport Graham DAVIDSON / Maxime MARTIN	Aston Martin V12 Vantage GT3	3:24.461	5	1:43.402	4	1:41.059
4	75	GT3PA	4 Optimum Motorsport Flick HAIGH / Jonny ADAM	Aston Martin V12 Vantage GT3	3:24.875	5	1:44.620	5	1:40.255
5	11	GT3PA	5 TF Sport Mark FARMER / Nicki THIM	Aston Martin V12 Vantage GT3	3:25.434	5	1:45.148	4	1:40.286
6	17	GT3PA	6 TF Sport Derek JOHNSTON / Marco SORENSEN	Aston Martin V12 Vantage GT3	3:27.145	5	1:46.921	3	1:40.224
7	116	GT3PA	7 ERC Sport Lee MOWLE / Yelmer BUURMAN	Mercedes-AMG GT3	3:27.158	5	1:47.166	5	1:39.992
8	99	GT3PA	8 Beechdean AMR Andrew HOWARD / Darren TURNER	Aston Martin V12 Vantage GT3	3:28.162	5	1:44.918	3	1:43.244
9	7	GT3PA	9 Team Parker Racing Ltd Ian LOGGIE / Callum MACLEOD	Bentley Continental GT3	3:30.018	4	1:48.089	4	1:41.929
10	70	GTCPA	1 JMH Auto John SEALE / Marcus CLUTTON	Ferrari 488 Challenge	3:30.543	5	1:48.590	5	1:41.953
11	101	GT3PA	10 Balfe Motorsport Graham JOHNSON / Mike ROBINSON	McLaren 650S GT3	3:31.166	4	1:45.766	1	1:45.400
12	24	GT3PA	11 RJN Motorsport Chris BUNCOMBE / Struan MOORE	Nissan GT-R NISMO GT3	3:31.577	4	1:47.051	4	1:44.526
13	1	GT3PA	12 Team Parker Racing Ltd Rick PARFITT JNR / Ryan RATCLIFFE	Bentley Continental GT3	3:34.798	3	1:49.536	4	1:45.262

Weather / Track : Cloudy / Wet

These results are provisional until the conclusion of any judicial and technical matters.

Donington Park GP

Circuit Length = 2.4873 miles

Start: 15:59 Flag 16:09 End: 16:12

Race Director :

Stewards :

Timekeeper :

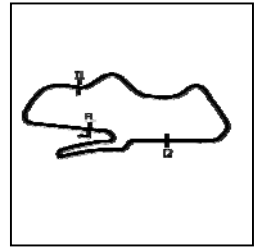
Results can be found at www.tsl-timing.com

Printed - 16:22 Saturday, 22 September 2018



British GT Championship

QUALIFYING - GT3 PRO - SECTOR ANALYSIS



SECTOR 1 = FL to I1, SECTOR 2 = I1 to I2, SECTOR 3 = I2 to FL, DIFF = Difference To Personal Best Lap, P = Crossed Finish Line in Pit Lane, D = Time Disallowed

P1 33 GT3PA Barwell Motorsport		Lamborghini Huracan GT3								
IDEAL LAP TIME : 1:39.292		BEST LAP TIME : 1:39.292								
D1: Jon MINSHAW		D2: Phil KEEN								
DIFFERENCE : 0.000										
LAP	SECTOR 1	SECTOR 2	SECTOR 3	LAP TIME	MPH	DIFF	TIME OF DAY			
1 - D2	22.003	112.9	41.600	134.2	38.635	97.6	1:42.238	87.58	2.946	16:02:54.444
2 - D2	21.546	116.7	40.770	134.4	38.459	99.4	1:40.775	88.85	1.483	16:04:35.219
3 - D2	21.347	118.1	40.985	135.5	37.991	97.9	1:40.323 (3)	89.25	1.031	16:06:15.542
4 - D2	21.255	117.9	40.650	136.1	37.623	97.9	1:39.528 (2)	89.96	0.236	16:07:55.070
5 - D2	21.175	120.4	40.628	136.1	37.489	98.1	1:39.292 (1)	90.18		16:09:34.362

P2 69 GT3PA Barwell Motorsport		Lamborghini Huracan GT3								
IDEAL LAP TIME : 1:39.499		BEST LAP TIME : 1:39.499								
D1: Sam DE HAAN		D2: Jonny COCKER								
DIFFERENCE : 0.000										
LAP	SECTOR 1	SECTOR 2	SECTOR 3	LAP TIME	MPH	DIFF	TIME OF DAY			
1 - D2	21.898	118.1	41.555	134.4	38.645	98.3	1:42.098	87.70	2.599	16:03:09.956
2 - D2	21.598	121.3	41.282	132.6	38.139	98.6	1:41.019	88.64	1.520	16:04:50.975
3 - D2	21.263	122.0	41.100	133.9	37.749	99.4	1:40.112 (2)	89.44	0.613	16:06:31.087
4 - D2	21.296	121.1	40.915	134.4	38.066	99.1	1:40.277 (3)	89.29	0.778	16:08:11.364
5 - D2	21.247	122.6	40.733	134.7	37.519	99.2	1:39.499 (1)	89.99		16:09:50.863

P3 116 GT3PA ERC Sport		Mercedes-AMG GT3								
IDEAL LAP TIME : 1:39.750		BEST LAP TIME : 1:39.992								
D1: Lee MOWLE		D2: Yelmer BUURMAN								
DIFFERENCE : 0.242										
LAP	SECTOR 1	SECTOR 2	SECTOR 3	LAP TIME	MPH	DIFF	TIME OF DAY			
1 - D2	21.369	118.1	41.355	132.6	38.111	98.9	1:40.835	88.80	0.843	16:03:15.035
2 - D2	21.096	127.8	40.801	134.2	38.200	98.6	1:40.097 (2)	89.45	0.105	16:04:55.132
3 - D2	21.143	132.3	40.996	133.4	37.853	98.2	1:39.992 (1)	89.55		16:06:35.124
4 - D2	21.110	132.3	40.910	133.6	38.115	98.5	1:40.135 (3)	89.42	0.143	16:08:15.259
5 - D2	21.355	128.5	41.756	132.6	IN PIT		1:44.286 P	85.86	4.294	16:09:59.545

P4 17 GT3PA TF Sport		Aston Martin V12 Vantage GT3								
IDEAL LAP TIME : 1:40.224		BEST LAP TIME : 1:40.224								
D1: Derek JOHNSTON		D2: Marco SORENSEN								
DIFFERENCE : 0.000										
LAP	SECTOR 1	SECTOR 2	SECTOR 3	LAP TIME	MPH	DIFF	TIME OF DAY			
1 - D2	22.075	108.9	42.236	135.2	38.296	101.0	1:42.607 (3)	87.26	2.383	16:06:28.128
2 - D2	21.426	116.3	41.471	135.0	38.094	100.4	1:40.991 (2)	88.66	0.767	16:08:09.119
3 - D2	21.253	118.7	41.102	135.8	37.869	99.2	1:40.224 (1)	89.34		16:09:49.343

P5 75 GT3PA Optimum Motorsport		Aston Martin V12 Vantage GT3								
IDEAL LAP TIME : 1:40.255		BEST LAP TIME : 1:40.255								
D1: Flick HAIGH		D2: Jonny ADAM								
DIFFERENCE : 0.000										
LAP	SECTOR 1	SECTOR 2	SECTOR 3	LAP TIME	MPH	DIFF	TIME OF DAY			
1 - D2	21.798	113.5	41.357	136.3	38.450	98.8	1:41.605	88.13	1.350	16:04:18.035
2 - D2	21.573	117.1	41.193	135.8	38.294	99.5	1:41.060 (3)	88.60	0.805	16:05:59.095
3 - D2	21.753	112.5	41.993	136.1	38.164	99.1	1:41.910	87.86	1.655	16:07:41.005
4 - D2	21.422	115.9	40.925	136.9	38.153	98.5	1:40.500 (2)	89.09	0.245	16:09:21.505
5 - D2	21.345	115.3	40.899	136.6	38.011	98.6	1:40.255 (1)	89.31		16:11:01.760

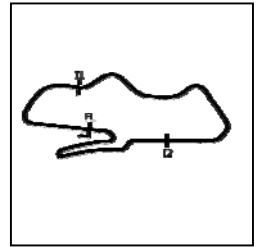
P6 11 GT3PA TF Sport		Aston Martin V12 Vantage GT3								
IDEAL LAP TIME : 1:40.286		BEST LAP TIME : 1:40.286								
D1: Mark FARMER		D2: Nicki THIM								
DIFFERENCE : 0.000										
LAP	SECTOR 1	SECTOR 2	SECTOR 3	LAP TIME	MPH	DIFF	TIME OF DAY			
1 - D2	21.848	115.9	42.032	134.4	38.639	99.5	1:42.519	87.34	2.233	16:05:30.203
2 - D2	21.479	119.8	41.335	136.6	38.268	100.3	1:41.082 (3)	88.58	0.796	16:07:11.285
3 - D2	21.180	125.6	40.854	137.2	38.252	99.4	1:40.286 (1)	89.28		16:08:51.571
4 - D2	21.319	125.6	40.954	136.1	38.333	98.8	1:40.606 (2)	89.00	0.320	16:10:32.177

Weather / Track : Cloudy / Wet

Donington Park GP
Circuit Length = 2.4873 miles
Start: 15:59 Flag 16:09 End: 16:12

British GT Championship

QUALIFYING - GT3 PRO - SECTOR ANALYSIS



SECTOR 1 = FL to I1, SECTOR 2 = I1 to I2, SECTOR 3 = I2 to FL, DIFF = Difference To Personal Best Lap, P = Crossed Finish Line in Pit Lane, D = Time Disallowed

P7	47 GT3PA	Jetstream Motorsport					Aston Martin V12 Vantage GT3	
IDEAL LAP TIME : 1:41.035		BEST LAP TIME : 1:41.059		DIFFERENCE : 0.024				
D1: Graham DAVIDSON		D2: Maxime MARTIN						

LAP	SECTOR 1		SECTOR 2		SECTOR 3		LAP TIME	MPH	DIFF	TIME OF DAY
1 - D2	22.376	105.6	42.700	133.9	38.897	99.2	1:43.973	86.12	2.914	16:04:27.436
2 - D2	21.643	115.7	42.192	135.0	38.591	97.2	1:42.426 (3)	87.42	1.367	16:06:09.862
3 - D2	21.764	115.1	41.725	134.7	38.317	97.3	1:41.806 (2)	87.95	0.747	16:07:51.668
4 - D2	21.388	120.9	41.330	135.0	38.341	97.2	1:41.059 (1)	88.60		16:09:32.727

P8	7 GT3PA	Team Parker Racing Ltd					Bentley Continental GT3	
IDEAL LAP TIME : 1:41.929		BEST LAP TIME : 1:41.929		DIFFERENCE : 0.000				
D1: Ian LOGGIE		D2: Callum MACLEOD						

LAP	SECTOR 1		SECTOR 2		SECTOR 3		LAP TIME	MPH	DIFF	TIME OF DAY
1 - D2	22.011	112.4	41.493	136.1	39.664	95.7	1:43.168	86.79	1.239	16:05:08.242
2 - D2	21.864	113.7	41.447	136.3	39.391	95.7	1:42.702 (3)	87.18	0.773	16:06:50.944
3 - D2	21.758		41.233	136.1	39.188	94.1	1:42.179 (2)	87.63	0.250	16:08:33.123
4 - D2	21.720	117.7	41.133	135.8	39.076	95.0	1:41.929 (1)	87.84		16:10:15.052

P9	70 GTCPA	JMH Auto					Ferrari 488 Challenge	
IDEAL LAP TIME : 1:41.883		BEST LAP TIME : 1:41.953		DIFFERENCE : 0.070				
D1: John SEALE		D2: Marcus CLUTTON						

LAP	SECTOR 1		SECTOR 2		SECTOR 3		LAP TIME	MPH	DIFF	TIME OF DAY
1 - D2	22.058	109.2	42.630	139.8	39.606	100.3	1:44.294	85.85	2.341	16:03:37.516
2 - D2	21.722	108.5	42.394	140.1	39.140	102.1	1:43.256	86.72	1.303	16:05:20.772
3 - D2	21.598	108.0	41.987	140.1	39.001	100.7	1:42.586 (3)	87.28	0.633	16:07:03.358
4 - D2	21.657	112.9	41.851	140.1	38.636	100.9	1:42.144 (2)	87.66	0.191	16:08:45.502
5 - D2	21.483	110.5	41.921	139.8	38.549	100.9	1:41.953 (1)	87.82		16:10:27.455

P10	99 GT3PA	Beechdean AMR					Aston Martin V12 Vantage GT3	
IDEAL LAP TIME : 1:42.623		BEST LAP TIME : 1:43.244		DIFFERENCE : 0.621				
D1: Andrew HOWARD		D2: Darren TURNER						

LAP	SECTOR 1		SECTOR 2		SECTOR 3		LAP TIME	MPH	DIFF	TIME OF DAY
1 - D2	21.900	113.9	42.334	133.1	39.010	98.3	1:43.244 (1)	86.73		16:03:26.601
2 - D2	21.980	99.5	45.532	132.1	39.072	97.9	1:46.584 (2)	84.01	3.340	16:05:13.185
3 - D2	21.727	121.1	41.886	135.0	IN PIT		1:46.911 P	83.75	3.667	16:07:00.096

P11	24 GT3PA	RJN Motorsport					Nissan GT-R NISMO GT3	
IDEAL LAP TIME : 1:43.971		BEST LAP TIME : 1:44.526		DIFFERENCE : 0.555				
D1: Chris BUNCOMBE		D2: Struan MOORE						

LAP	SECTOR 1		SECTOR 2		SECTOR 3		LAP TIME	MPH	DIFF	TIME OF DAY
1 - D2	22.673		42.264	135.5	39.680	92.1	1:44.617 (2)	85.59	0.091	16:05:37.676
2 - D2	22.227		42.448	135.0	39.851	94.2	1:44.526 (1)	85.66		16:07:22.202
3 - D2	22.027		42.618	133.4	40.029	91.8	1:44.674 (3)	85.54	0.148	16:09:06.876
4 - D2	25.385		49.427	124.7	IN PIT		2:04.638 P	71.84	20.112	16:11:11.514

P12	1 GT3PA	Team Parker Racing Ltd					Bentley Continental GT3	
IDEAL LAP TIME : 1:45.262		BEST LAP TIME : 1:45.262		DIFFERENCE : 0.000				
D1: Rick PARFITT JNR		D2: Ryan RATCLIFFE						

LAP	SECTOR 1		SECTOR 2		SECTOR 3		LAP TIME	MPH	DIFF	TIME OF DAY
1 - D2	23.018	107.0	44.348	129.8	42.927	92.5	1:50.293	81.18	5.031	16:04:11.351
2 - D2	22.644	108.7	43.317	132.3	41.027	93.5	1:46.988 (2)	83.69	1.726	16:05:58.339
3 - D2	22.183	114.7	43.337	132.6	41.644	93.9	1:47.164 (3)	83.55	1.902	16:07:45.503
4 - D2	22.038	114.3	42.858	132.6	40.366	94.6	1:45.262 (1)	85.06		16:09:30.765

P13	101 GT3PA	Balfe Motorsport					McLaren 650S GT3	
IDEAL LAP TIME : 1:45.400		BEST LAP TIME : 1:45.400		DIFFERENCE : 0.000				
D1: Graham JOHNSON		D2: Mike ROBINSON						

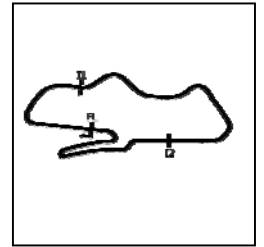
LAP	SECTOR 1		SECTOR 2		SECTOR 3		LAP TIME	MPH	DIFF	TIME OF DAY
-----	----------	--	----------	--	----------	--	----------	-----	------	-------------

Weather / Track : Cloudy / Wet

Donington Park GP
Circuit Length = 2.4873 miles
Start: 15:59 Flag 16:09 End: 16:12

British GT Championship

QUALIFYING - GT3 PRO - SECTOR ANALYSIS



SECTOR 1 = FL to I1, SECTOR 2 = I1 to I2, SECTOR 3 = I2 to FL, DIFF = Difference To Personal Best Lap, P = Crossed Finish Line in Pit Lane, D = Time Disallowed

1 - D2 22.553 108.7 43.158 132.3 39.689 96.5 1:45.400 (1) 84.95 16:09:47.424

British GT Championship

QUALIFYING - GT3 PRO - BEST SPEEDS

POS	INTERMEDIATE 1			INTERMEDIATE 2			FINISH LINE		
	NO	NAME	MPH	NO	NAME	MPH	NO	NAME	MPH
1	116	ERC Sport	132.3	70	JMH Auto	140.1	70	JMH Auto	102.1
2	11	TF Sport	125.6	11	TF Sport	137.2	17	TF Sport	101.0
3	69	Barwell Motorsport	122.6	75	Optimum Motorsport	136.9	11	TF Sport	100.3
4	99	Beechdean AMR	121.1	7	Team Parker Racing Ltd	136.3	75	Optimum Motorsport	99.5
5	47	Jetstream Motorsport	120.9	33	Barwell Motorsport	136.1	33	Barwell Motorsport	99.4
6	33	Barwell Motorsport	120.4	17	TF Sport	135.8	69	Barwell Motorsport	99.4
7	17	TF Sport	118.7	24	RJN Motorsport	135.5	47	Jetstream Motorsport	99.2
8	7	Team Parker Racing Ltd	117.7	47	Jetstream Motorsport	135.0	116	ERC Sport	98.9
9	75	Optimum Motorsport	117.1	99	Beechdean AMR	135.0	99	Beechdean AMR	98.3
10	1	Team Parker Racing Ltd	114.7	69	Barwell Motorsport	134.7	101	Balfe Motorsport	96.5
11	70	JMH Auto	112.9	116	ERC Sport	134.2	7	Team Parker Racing Ltd	95.7
12	101	Balfe Motorsport	108.7	1	Team Parker Racing Ltd	132.6	1	Team Parker Racing Ltd	94.6
13				101	Balfe Motorsport	132.3	24	RJN Motorsport	94.2

Weather / Track : Cloudy / Wet

Results can be found at www.tsl-timing.com

Donington Park GP

Circuit Length = 2.4873 miles

Start: 15:59 Flag 16:09 End: 16:12

Printed - 16:17 Saturday, 22 September 2018

British GT Championship

QUALIFYING - GT3 PRO - BEST SECTORS

SECTOR 1			SECTOR 2			SECTOR 3			IDEAL / BEST COMPARISON						
POS	NO	NAME	TIME	NO	NAME	TIME	NO	NAME	TIME	POS	NO	NAME	IDEAL	BEST	DIFF
													PERFECT LAP	1:39.213	
1	116	ERC Sport	21.096	33	Barwell Motorsport	40.628	33	Barwell Motorsport	37.489	1	33	Barwell Motorsport	1:39.292	1:39.292	0.000
2	33	Barwell Motorsport	21.175	69	Barwell Motorsport	40.733	69	Barwell Motorsport	37.519	2	69	Barwell Motorsport	1:39.499	1:39.499	0.000
3	11	TF Sport	21.180	116	ERC Sport	40.801	116	ERC Sport	37.853	3	116	ERC Sport	1:39.750	1:39.992	0.242
4	69	Barwell Motorsport	21.247	11	TF Sport	40.854	17	TF Sport	37.869	4	17	TF Sport	1:40.224	1:40.224	0.000
5	17	TF Sport	21.253	75	Optimum Motorspor	40.899	75	Optimum Motorspor	38.011	5	75	Optimum Motorsport	1:40.255	1:40.255	0.000
6	75	Optimum Motorspor	21.345	17	TF Sport	41.102	11	TF Sport	38.252	6	11	TF Sport	1:40.286	1:40.286	0.000
7	47	Jetstream Motorspo	21.388	7	Team Parker Racing	41.133	47	Jetstream Motorspo	38.317	7	47	Jetstream Motorsport	1:41.035	1:41.059	0.024
8	70	JMH Auto	21.483	47	Jetstream Motorspo	41.330	70	JMH Auto	38.549	8	70	JMH Auto	1:41.883	1:41.953	0.070
9	7	Team Parker Racing	21.720	70	JMH Auto	41.851	99	Beechdean AMR	39.010	9	7	Team Parker Racing L	1:41.929	1:41.929	0.000
10	99	Beechdean AMR	21.727	99	Beechdean AMR	41.886	7	Team Parker Racing	39.076	10	99	Beechdean AMR	1:42.623	1:43.244	0.621
11	24	RJN Motorsport	22.027	24	RJN Motorsport	42.264	24	RJN Motorsport	39.680	11	24	RJN Motorsport	1:43.971	1:44.526	0.555
12	1	Team Parker Racing	22.038	1	Team Parker Racing	42.858	101	Balfe Motorsport	39.689	12	1	Team Parker Racing L	1:45.262	1:45.262	0.000
13	101	Balfe Motorsport	22.553	101	Balfe Motorsport	43.158	1	Team Parker Racing	40.366	13	101	Balfe Motorsport	1:45.400	1:45.400	0.000

Weather / Track : Cloudy / Wet

Results can be found at www.tsl-timing.com

Donington Park GP
 Circuit Length = 2.4873 miles
 Start: 15:59 Flag 16:09 End: 16:12

Printed - 16:17 Saturday, 22 September 2018

British GT Championship

QUALIFYING - GT4 AM - CLASSIFICATION

POS	NO	CL	PIC	TEAM / DRIVERS	CAR	TIME	ON	LAPS	GAP	DIFF	MPH
1	10	GT4S	1	Equipe Verschuur Finlay HUTCHISON / Daniel MCKAY	McLaren 570S GT4	1:47.436	2	2			83.34
2	42	GT4S	2	Century Motorsport Ben TUCK / Ben GREEN	BMW M4 GT4	1:47.796	5	5	0.360	0.360	83.06
3	4	GT4S	3	Tolman Motorsport Ltd Michael O'BRIEN / Charlie FAGG	McLaren 570S GT4	1:48.244	3	5	0.808	0.448	82.72
4	61	GT4S	4	Academy Motorsport Tom WOOD / Jan JONCK	Aston Martin V8 Vantage GT4	1:48.485	4	4	1.049	0.241	82.54
5	55	GT4S	5	HHC Motorsport Callum POINTON / Patrik MATTHIESEN	Ginetta G55 GT4	1:48.616	4	4	1.180	0.131	82.44
6	62	GT4S	6	Academy Motorsport Will MOORE / Matt NICOLL-JONES	Aston Martin V8 Vantage GT4	1:48.877	4	4	1.441	0.261	82.24
7	72	GT4PA	1	Balfe Motorsport Adam BALON / Ben BARNICOAT	McLaren 570S GT4	1:49.110	5	5	1.674	0.233	82.06
8	43	GT4S	7	Century Motorsport Dean MACDONALD / Jack MITCHELL	BMW M4 GT4	1:49.150	2	5	1.714	0.040	82.03
9	5	GT4S	8	Tolman Motorsport Ltd Lewis PROCTOR / Jordan ALBERT	McLaren 570S GT4	1:50.091	4	5	2.655	0.941	81.33
10	66 *	GT4PA	2	Team Parker Racing Ltd Nick JONES / Scott MALVERN	Mercedes-AMG GT4	1:50.113	5	5	2.677	0.022	81.32
11	86	GT4PA	3	Steller Motorsport Richard WILLIAMS / Sennan FIELDING	Toyota GT86	1:51.983	2	5	4.547	1.870	79.96
12	54	GT4PA	4	UltraTek Racing Team RJN JM LITTMAN / Stephen JOHANSEN	Nissan 370Z GT4	1:53.340	3	4	5.904	1.357	79.00
13	88	GT4S	9	Team HARD. With Trade Price Cars Graham ROBERTS / Benjamin WALLACE	Ginetta G55 GT4	1:53.449	3	4	6.013	0.109	78.92
14	53	GT4PA	5	UltraTek Racing Team RJN Kelvin FLETCHER / Martin PLOWMAN	Nissan 370Z GT4	1:53.461	2	4	6.025	0.012	78.92
15	89	GT4PA	6	ProTechnika Anna WALEWSKA / Tom CANNING	Mercedes-AMG GT4	1:54.781	4	4	7.345	1.320	78.01
16	25	GT4PA	7	Ciceley Motorsport David FAIRBROTHER / Adam MORGAN	Mercedes-AMG GT4	1:55.721	4	4	8.285	0.940	77.37
17	22	GT4PA	8	Invictus Games Racing Steve MCCULLY / Jason WOLFE	Jaguar F-TYPE SVR GT4	1:56.697	3	4	9.261	0.976	76.73
18	56	GT4PA	9	Tolman Motorsport Ltd David PATTISON / Joe OSBORNE	McLaren 570S GT4	1:56.755	4	4	9.319	0.058	76.69
19	44	GT4PA	10	Invictus Games Racing Paul VICE / Matthew GEORGE	Jaguar F-TYPE SVR GT4	2:07.356	2	4	19.920	10.601	70.31

No. 66 - 1 Lap time disallowed; exceeding track limits.

Donington Park GP
Circuit Length = 2.4873 miles
Start: 16:13 Flag 16:23 End: 16:25

Weather / Track : Bright / Dry

These results are provisional until the conclusion of any judicial and technical matters.

Race Director :	Stewards :	Timekeeper :
-----------------	------------	--------------

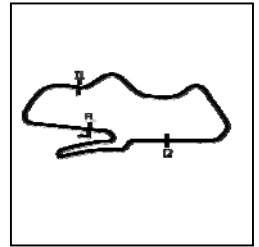
Results can be found at www.tsl-timing.com

Printed - 16:28 Saturday, 22 September 2018



British GT Championship

QUALIFYING - GT4 AM - SECTOR ANALYSIS



SECTOR 1 = FL to I1, SECTOR 2 = I1 to I2, SECTOR 3 = I2 to FL, DIFF = Difference To Personal Best Lap, P = Crossed Finish Line in Pit Lane, D = Time Disallowed

P1	10 GT4S	Equipe Verschuur					McLaren 570S GT4			
IDEAL LAP TIME : 1:47.436		BEST LAP TIME : 1:47.436		DIFFERENCE : 0.000						
D1: Finlay HUTCHISON		D2: Daniel MCKAY								
LAP	SECTOR 1		SECTOR 2		SECTOR 3		LAP TIME	MPH	DIFF	TIME OF DAY

1 - D1	23.437	103.2	44.222	125.4	41.038	91.4	1:48.697 (2)	82.37	1.261	16:22:24.558
2 - D1	23.216	114.7	43.497	123.3	40.723	91.3	1:47.436 (1)	83.34		16:24:11.994

P2	42 GT4S	Century Motorsport					BMW M4 GT4			
IDEAL LAP TIME : 1:47.796		BEST LAP TIME : 1:47.796		DIFFERENCE : 0.000						
D1: Ben TUCK		D2: Ben GREEN								
LAP	SECTOR 1		SECTOR 2		SECTOR 3		LAP TIME	MPH	DIFF	TIME OF DAY

1 - D2	23.966	107.3	44.306	122.0	41.901	87.2	1:50.173	81.27	2.377	16:16:45.352
2 - D2	23.521	110.9	44.074	123.1	41.708	87.9	1:49.303	81.92	1.507	16:18:34.655
3 - D2	23.269	113.1	43.977	123.1	41.271	87.7	1:48.517 (2)	82.51	0.721	16:20:23.172
4 - D2	23.589	104.5	44.105	123.1	40.902	88.5	1:48.596 (3)	82.45	0.800	16:22:11.768
5 - D2	23.118	115.3	43.925	123.3	40.753	87.6	1:47.796 (1)	83.06		16:23:59.564

P3	4 GT4S	Tolman Motorsport Ltd					McLaren 570S GT4			
IDEAL LAP TIME : 1:47.908		BEST LAP TIME : 1:48.244		DIFFERENCE : 0.336						
D1: Michael O'BRIEN		D2: Charlie FAGG								
LAP	SECTOR 1		SECTOR 2		SECTOR 3		LAP TIME	MPH	DIFF	TIME OF DAY

1 - D1	23.674	102.1	44.832	122.9	40.731	90.5	1:49.237	81.97	0.993	16:16:52.859
2 - D1	24.564	95.0	45.705	122.9	42.036	91.6	1:52.305	79.73	4.061	16:18:45.164
3 - D1	23.350	106.6	44.186	123.5	40.708	90.6	1:48.244 (1)	82.72		16:20:33.408
4 - D1	23.208	108.5	44.012	122.9	41.121	91.0	1:48.341 (3)	82.65	0.097	16:22:21.749
5 - D1	23.188	108.5	44.260	122.9	40.885	90.1	1:48.333 (2)	82.65	0.089	16:24:10.082

P4	61 GT4S	Academy Motorsport					Aston Martin V8 Vantage GT4			
IDEAL LAP TIME : 1:48.416		BEST LAP TIME : 1:48.485		DIFFERENCE : 0.069						
D1: Tom WOOD		D2: Jan JONCK								
LAP	SECTOR 1		SECTOR 2		SECTOR 3		LAP TIME	MPH	DIFF	TIME OF DAY

1 - D1	24.882	82.6	48.480	123.5	42.827	87.1	1:56.189	77.06	7.704	16:18:04.569
2 - D1	24.189	92.4	46.203	115.5	43.690	89.7	1:54.082 (3)	78.49	5.597	16:19:58.651
3 - D1	23.540	99.5	44.902	126.6	40.997	92.3	1:49.439 (2)	81.82	0.954	16:21:48.090
4 - D1	23.138	104.0	44.281	127.0	41.066	89.4	1:48.485 (1)	82.54		16:23:36.575

P5	55 GT4S	HHC Motorsport					Ginetta G55 GT4			
IDEAL LAP TIME : 1:48.556		BEST LAP TIME : 1:48.616		DIFFERENCE : 0.060						
D1: Callum POINTON		D2: Patrik MATTHIENEN								
LAP	SECTOR 1		SECTOR 2		SECTOR 3		LAP TIME	MPH	DIFF	TIME OF DAY

1 - D1	23.482	100.7	46.644	117.1	42.243	90.4	1:52.369	79.68	3.753	16:18:06.771
2 - D1	23.428	100.3	44.832	119.6	42.772	89.5	1:51.032 (3)	80.64	2.416	16:19:57.803
3 - D1	23.267	109.8	44.554	119.8	41.205	89.8	1:49.026 (2)	82.13	0.410	16:21:46.829
4 - D1	23.164	108.5	44.187	120.4	41.265	88.6	1:48.616 (1)	82.44		16:23:35.445

P6	62 GT4S	Academy Motorsport					Aston Martin V8 Vantage GT4			
IDEAL LAP TIME : 1:48.877		BEST LAP TIME : 1:48.877		DIFFERENCE : 0.000						
D1: Will MOORE		D2: Matt NICOLL-JONES								
LAP	SECTOR 1		SECTOR 2		SECTOR 3		LAP TIME	MPH	DIFF	TIME OF DAY

1 - D1	24.674	90.8	46.828	123.1	42.951	89.8	1:54.453	78.23	5.576	16:18:16.398
2 - D1	24.205	87.6	45.778	124.0	41.774	90.1	1:51.757 (3)	80.12	2.880	16:20:08.155
3 - D1	23.691	95.1	44.837	125.9	41.387	87.4	1:49.915 (2)	81.46	1.038	16:21:58.070
4 - D1	23.669	97.2	44.516	124.2	40.692	88.1	1:48.877 (1)	82.24		16:23:46.947

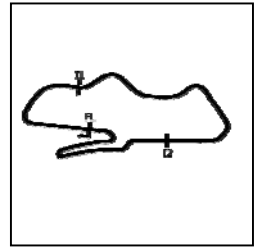
P7	72 GT4PA	Balfe Motorsport					McLaren 570S GT4			
IDEAL LAP TIME : 1:48.996		BEST LAP TIME : 1:49.110		DIFFERENCE : 0.114						
D1: Adam BALON		D2: Ben BARNICOAT								
LAP	SECTOR 1		SECTOR 2		SECTOR 3		LAP TIME	MPH	DIFF	TIME OF DAY

Weather / Track : Bright / Dry

Donington Park GP
Circuit Length = 2.4873 miles
Start: 16:13 Flag 16:23 End: 16:25

British GT Championship

QUALIFYING - GT4 AM - SECTOR ANALYSIS



SECTOR 1 = FL to I1, SECTOR 2 = I1 to I2, SECTOR 3 = I2 to FL, DIFF = Difference To Personal Best Lap, P = Crossed Finish Line in Pit Lane, D = Time Disallowed

1 - D1	24.902	94.3	47.815	117.9	42.824	89.3	1:55.541	77.50	6.431	16:17:18.871
2 - D1	24.341	99.2	45.168	122.6	42.674	90.0	1:52.183	79.82	3.073	16:19:11.054
3 - D1	23.803	103.7	45.302	120.4	41.482	88.4	1:50.587 (3)	80.97	1.477	16:21:01.641
4 - D1	23.705	104.0	44.834	119.8	41.224	89.2	1:49.763 (2)	81.57	0.653	16:22:51.404
5 - D1	23.819	108.7	44.195	122.9	41.096	88.3	1:49.110 (1)	82.06		16:24:40.514

P8 43 GT4S Century Motorsport BMW M4 GT4

IDEAL LAP TIME : 1:48.837 BEST LAP TIME : 1:49.150 DIFFERENCE : 0.313
 D1: Dean MACDONALD D2: Jack MITCHELL

LAP	SECTOR 1		SECTOR 2		SECTOR 3		LAP TIME	MPH	DIFF	TIME OF DAY
1 - D1	23.682	103.8	44.765	120.0	41.833	86.8	1:50.280	81.19	1.130	16:16:51.562
2 - D1	23.267	108.4	44.295	122.0	41.588	87.6	1:49.150 (1)	82.03		16:18:40.712
3 - D1	23.411	110.7	44.452	120.2	41.494	88.3	1:49.357 (2)	81.88	0.207	16:20:30.069
4 - D1	23.323	112.4	45.400	120.9	41.323	88.0	1:50.046 (3)	81.37	0.896	16:22:20.115
5 - D1	23.219	110.7	44.632	121.1	IN PIT		1:52.826 P	79.36	3.676	16:24:12.941

P9 5 GT4S Tolman Motorsport Ltd McLaren 570S GT4

IDEAL LAP TIME : 1:50.008 BEST LAP TIME : 1:50.091 DIFFERENCE : 0.083
 D1: Lewis PROCTOR D2: Jordan ALBERT

LAP	SECTOR 1		SECTOR 2		SECTOR 3		LAP TIME	MPH	DIFF	TIME OF DAY
1 - D1	24.597	88.6	46.634	122.0	41.809	90.6	1:53.040	79.21	2.949	16:17:00.034
2 - D1	24.213	91.4	46.028	122.4	41.577	90.5	1:51.818 (3)	80.08	1.727	16:18:51.852
3 - D1	24.260	91.4	45.351	123.5	41.167	90.0	1:50.778 (2)	80.83	0.687	16:20:42.630
4 - D1	24.072	96.0	45.102	123.5	40.917	90.3	1:50.091 (1)	81.33		16:22:32.721
5 - D1	23.989	94.7	46.014	122.2	IN PIT		1:56.395 P	76.93	6.304	16:24:29.116

P10 66 GT4PA Team Parker Racing Ltd Mercedes-AMG GT4

IDEAL LAP TIME : 1:50.113 BEST LAP TIME : 1:50.113 DIFFERENCE : 0.000
 D1: Nick JONES D2: Scott MALVERN

LAP	SECTOR 1		SECTOR 2		SECTOR 3		LAP TIME	MPH	DIFF	TIME OF DAY
1 - D1	24.611	91.5	46.354	122.9	43.331	85.9	1:54.296	78.34	4.183	16:17:14.017
2 - D1	23.918	100.1	45.723	121.7	43.080	85.3	1:52.721 (3)	79.43	2.608	16:19:06.738
3 - D1	23.880	96.6	45.681	122.4	42.287	87.0	1:54.848 D	80.05	1.735	16:20:58.586
4 - D1	23.730	104.3	45.424	123.1	41.940	85.1	1:51.094 (2)	80.60	0.981	16:22:49.680
5 - D1	23.627	100.9	44.692	123.1	41.794	85.3	1:50.113 (1)	81.32		16:24:39.793

P11 86 GT4PA Steller Motorsport Toyota GT86

IDEAL LAP TIME : 1:51.704 BEST LAP TIME : 1:51.983 DIFFERENCE : 0.279
 D1: Richard WILLIAMS D2: Sennan FIELDING

LAP	SECTOR 1		SECTOR 2		SECTOR 3		LAP TIME	MPH	DIFF	TIME OF DAY
1 - D1	24.083	93.5	45.883	124.2	42.550	89.0	1:52.516 (2)	79.58	0.533	16:17:10.839
2 - D1	23.975	100.6	45.191	124.5	42.817	88.6	1:51.983 (1)	79.96		16:19:02.822
3 - D1	24.044	101.0	45.525	123.3	43.261	87.7	1:52.830 (3)	79.36	0.847	16:20:55.652
4 - D1	23.963	103.2	46.051	119.8	45.519	87.0	1:55.533	77.50	3.550	16:22:51.185
5 - D1	25.173	98.1	46.692	119.6	IN PIT		1:59.038 P	75.22	7.055	16:24:50.223

P12 54 GT4PA UltraTek Racing Team RJN Nissan 370Z GT4

IDEAL LAP TIME : 1:53.109 BEST LAP TIME : 1:53.340 DIFFERENCE : 0.231
 D1: JM LITTMAN D2: Stephen JOHANSEN

LAP	SECTOR 1		SECTOR 2		SECTOR 3		LAP TIME	MPH	DIFF	TIME OF DAY
1 - D1	24.776	91.5	47.242	119.4	43.967	85.7	1:55.985	77.20	2.645	16:17:41.148
2 - D1	24.487	95.4	46.130	121.1	43.155	85.7	1:53.772 (3)	78.70	0.432	16:19:34.920
3 - D1	24.524	98.1	45.501	120.9	43.315	84.0	1:53.340 (1)	79.00		16:21:28.260
4 - D1	24.493	98.6	46.019	119.8	43.121	84.7	1:53.633 (2)	78.80	0.293	16:23:21.893

P13 88 GT4S Team HARD. With Trade Price Cars Ginetta G55 GT4

IDEAL LAP TIME : 1:53.449 BEST LAP TIME : 1:53.449 DIFFERENCE : 0.000
 D1: Graham ROBERTS D2: Benjamin WALLACE

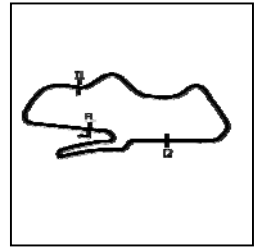
LAP	SECTOR 1		SECTOR 2		SECTOR 3		LAP TIME	MPH	DIFF	TIME OF DAY
-----	----------	--	----------	--	----------	--	----------	-----	------	-------------

Weather / Track : Bright / Dry

Donington Park GP
 Circuit Length = 2.4873 miles
 Start: 16:13 Flag 16:23 End: 16:25

British GT Championship

QUALIFYING - GT4 AM - SECTOR ANALYSIS



SECTOR 1 = FL to I1, SECTOR 2 = I1 to I2, SECTOR 3 = I2 to FL, DIFF = Difference To Personal Best Lap, P = Crossed Finish Line in Pit Lane, D = Time Disallowed

1 - D1	25.403	94.5	47.217	118.5	44.430	86.7	1:57.050	76.50	3.601	16:17:22.602
2 - D1	24.864	93.7	46.600	118.9	43.824	88.0	1:55.288 (3)	77.67	1.839	16:19:17.890
3 - D1	24.321	97.9	46.066	118.7	43.062	87.1	1:53.449 (1)	78.92		16:21:11.339
4 - D1	24.598	94.7	46.367	118.9	43.328	88.0	1:54.293 (2)	78.34	0.844	16:23:05.632

P14 53 GT4PA UltraTek Racing Team RJN		Nissan 370Z GT4								
IDEAL LAP TIME : 1:52.253		BEST LAP TIME : 1:53.461								
D1: Kelvin FLETCHER		D2: Martin PLOWMAN								
DIFFERENCE : 1.208										
LAP	SECTOR 1	SECTOR 2	SECTOR 3	LAP TIME	MPH	DIFF	TIME OF DAY			
1 - D1	24.958	86.4	47.179 121.1	46.862	87.4	1:58.999 (2)	75.24	5.538	16:17:31.378	
2 - D1	24.484	91.6	46.482	122.2	42.495	86.3	1:53.461 (1)	78.92	16:19:24.839	
3 - D1	24.166	92.5	45.592	120.6	52.039	59.1	2:01.797 (3)	73.51	8.336	16:21:26.636
4 - D1	31.275	86.2	47.014	103.0	IN PIT		2:06.513 P	70.77	13.052	16:23:33.149

P15 89 GT4PA ProTechnika		Mercedes-AMG GT4								
IDEAL LAP TIME : 1:54.781		BEST LAP TIME : 1:54.781								
D1: Anna WALEWSKA		D2: Tom CANNING								
DIFFERENCE : 0.000										
LAP	SECTOR 1	SECTOR 2	SECTOR 3	LAP TIME	MPH	DIFF	TIME OF DAY			
1 - D1	25.622	87.6	49.378 121.5	45.381	84.7	2:00.381	74.38	5.600	16:17:37.657	
2 - D1	24.897	92.1	47.155	122.6	44.594	85.3	1:56.646 (2)	76.76	1.865	16:19:34.303
3 - D1	25.860	90.8	46.327	121.1	44.669	86.5	1:56.856 (3)	76.62	2.075	16:21:31.159
4 - D1	24.805	93.8	46.235	122.0	43.741	83.9	1:54.781 (1)	78.01		16:23:25.940

P16 25 GT4PA Ciceley Motorsport		Mercedes-AMG GT4								
IDEAL LAP TIME : 1:55.721		BEST LAP TIME : 1:55.721								
D1: David FAIRBROTHER		D2: Adam MORGAN								
DIFFERENCE : 0.000										
LAP	SECTOR 1	SECTOR 2	SECTOR 3	LAP TIME	MPH	DIFF	TIME OF DAY			
1 - D1	25.463	86.3	48.756 119.8	46.793	82.1	2:01.012 (3)	73.99	5.291	16:17:59.795	
2 - D1	25.784	88.6	48.526	119.4	47.058	86.3	2:01.368	73.77	5.647	16:20:01.163
3 - D1	24.968	95.5	47.507	121.7	45.465	85.7	1:57.940 (2)	75.92	2.219	16:21:59.103
4 - D1	24.844	93.4	46.894	121.7	43.983	85.3	1:55.721 (1)	77.37		16:23:54.824

P17 22 GT4PA Invictus Games Racing		Jaguar F-TYPE SVR GT4								
IDEAL LAP TIME : 1:56.697		BEST LAP TIME : 1:56.697								
D1: Steve MCCULLY		D2: Jason WOLFE								
DIFFERENCE : 0.000										
LAP	SECTOR 1	SECTOR 2	SECTOR 3	LAP TIME	MPH	DIFF	TIME OF DAY			
1 - D1	25.802	83.2	49.043 121.5	44.471	87.6	1:59.316 (3)	75.04	2.619	16:17:45.120	
2 - D1	25.526	89.2	48.502	121.7	43.983	88.6	1:58.011 (2)	75.87	1.314	16:19:43.131
3 - D1	25.095	91.0	48.127	122.2	43.475	87.8	1:56.697 (1)	76.73		16:21:39.828
4 - D1	25.323	92.0	49.738	80.8	45.524	89.1	2:00.585	74.25	3.888	16:23:40.413

P18 56 GT4PA Tolman Motorsport Ltd		McLaren 570S GT4								
IDEAL LAP TIME : 1:56.204		BEST LAP TIME : 1:56.755								
D1: David PATTISON		D2: Joe OSBORNE								
DIFFERENCE : 0.551										
LAP	SECTOR 1	SECTOR 2	SECTOR 3	LAP TIME	MPH	DIFF	TIME OF DAY			
1 - D1	26.099	83.5	48.823 114.3	45.455	86.4	2:00.377	74.38	3.622	16:17:13.805	
2 - D1	25.889	90.1	47.784	120.2	45.430	87.9	1:59.103 (3)	75.18	2.348	16:19:12.908
3 - D1	25.577	85.0	47.422	120.4	44.054	87.6	1:57.053 (2)	76.49	0.298	16:21:09.961
4 - D1	24.978	90.9	47.172	120.9	44.605	88.0	1:56.755 (1)	76.69		16:23:06.716

P19 44 GT4PA Invictus Games Racing		Jaguar F-TYPE SVR GT4								
IDEAL LAP TIME : 2:06.748		BEST LAP TIME : 2:07.356								
D1: Paul VICE		D2: Matthew GEORGE								
DIFFERENCE : 0.608										
LAP	SECTOR 1	SECTOR 2	SECTOR 3	LAP TIME	MPH	DIFF	TIME OF DAY			
1 - D1	28.960	68.1	55.299 114.1	47.666	86.2	2:11.925 (3)	67.87	4.569	16:18:12.808	
2 - D1	27.438	74.1	53.185	119.6	46.733	86.7	2:07.356 (1)	70.31		16:20:20.164
3 - D1	27.548	76.1	53.318	115.3	46.631	86.8	2:07.497 (2)	70.23	0.141	16:22:27.661
4 - D1	26.932	75.5	54.720	110.0	IN PIT		2:13.059 P	67.29	5.703	16:24:40.720

Weather / Track : Bright / Dry

Donington Park GP
Circuit Length = 2.4873 miles
Start: 16:13 Flag 16:23 End: 16:25

British GT Championship

QUALIFYING - GT4 AM - BEST SPEEDS

POS	INTERMEDIATE 1			INTERMEDIATE 2			FINISH LINE		
	NO	NAME	MPH	NO	NAME	MPH	NO	NAME	MPH
1	42	Century Motorsport	115.3	61	Academy Motorsport	127.0	61	Academy Motorsport	92.3
2	10	Equipe Verschuur	114.7	62	Academy Motorsport	125.9	4	Tolman Motorsport Ltd	91.6
3	43	Century Motorsport	112.4	10	Equipe Verschuur	125.4	10	Equipe Verschuur	91.4
4	55	HHC Motorsport	109.8	86	Steller Motorsport	124.5	5	Tolman Motorsport Ltd	90.6
5	72	Balfe Motorsport	108.7	4	Tolman Motorsport Ltd	123.5	55	HHC Motorsport	90.4
6	4	Tolman Motorsport Ltd	108.5	5	Tolman Motorsport Ltd	123.5	62	Academy Motorsport	90.1
7	66	Team Parker Racing Ltd	104.3	42	Century Motorsport	123.3	72	Balfe Motorsport	90.0
8	61	Academy Motorsport	104.0	66	Team Parker Racing Ltd	123.1	86	Steller Motorsport	89.7
9	86	Steller Motorsport	103.2	72	Balfe Motorsport	122.9	22	Invictus Games Racing	89.1
10	54	UltraTek Racing Team RJN	98.6	89	ProTechnika	122.6	42	Century Motorsport	88.5
11	88	Team HARD. With Trade Price C	97.9	53	UltraTek Racing Team RJN	122.2	43	Century Motorsport	88.3
12	62	Academy Motorsport	97.2	22	Invictus Games Racing	122.2	88	Team HARD. With Trade Price C	88.0
13	5	Tolman Motorsport Ltd	96.0	43	Century Motorsport	122.0	56	Tolman Motorsport Ltd	88.0
14	25	Ciceley Motorsport	95.5	25	Ciceley Motorsport	121.7	53	UltraTek Racing Team RJN	87.4
15	89	ProTechnika	93.8	54	UltraTek Racing Team RJN	121.1	66	Team Parker Racing Ltd	87.0
16	53	UltraTek Racing Team RJN	92.5	56	Tolman Motorsport Ltd	120.9	44	Invictus Games Racing	86.8
17	22	Invictus Games Racing	92.0	55	HHC Motorsport	120.4	89	ProTechnika	86.5
18	56	Tolman Motorsport Ltd	90.9	44	Invictus Games Racing	119.6	25	Ciceley Motorsport	86.3
19	44	Invictus Games Racing	76.1	88	Team HARD. With Trade Price C	118.9	54	UltraTek Racing Team RJN	85.7

Weather / Track : Bright / Dry

Results can be found at www.tsl-timing.com

Donington Park GP

Circuit Length = 2.4873 miles

Start: 16:13 Flag 16:23 End: 16:25

Printed - 16:29 Saturday, 22 September 2018

British GT Championship

QUALIFYING - GT4 AM - BEST SECTORS

SECTOR 1			SECTOR 2			SECTOR 3			IDEAL / BEST COMPARISON						
POS	NO	NAME	TIME	NO	NAME	TIME	NO	NAME	TIME	POS	NO	NAME	IDEAL	BEST	DIFF
													PERFECT LAP	1:47.307	
1	42	Century Motorsport	23.118	10	Equipe Verschuur	43.497	62	Academy Motorspor	40.692	1	10	Equipe Verschuur	1:47.436	1:47.436	0.000
2	61	Academy Motorspor	23.138	42	Century Motorsport	43.925	4	Tolman Motorsport I	40.708	2	42	Century Motorsport	1:47.796	1:47.796	0.000
3	55	HHC Motorsport	23.164	4	Tolman Motorsport I	44.012	10	Equipe Verschuur	40.723	3	4	Tolman Motorsport Ltc	1:47.908	1:48.244	0.336
4	4	Tolman Motorsport I	23.188	55	HHC Motorsport	44.187	42	Century Motorsport	40.753	4	61	Academy Motorsport	1:48.416	1:48.485	0.069
5	10	Equipe Verschuur	23.216	72	Balfe Motorsport	44.195	5	Tolman Motorsport I	40.917	5	55	HHC Motorsport	1:48.556	1:48.616	0.060
6	43	Century Motorsport	23.219	61	Academy Motorspor	44.281	61	Academy Motorspor	40.997	6	43	Century Motorsport	1:48.837	1:49.150	0.313
7	66	Team Parker Racing	23.627	43	Century Motorsport	44.295	72	Balfe Motorsport	41.096	7	62	Academy Motorsport	1:48.877	1:48.877	0.000
8	62	Academy Motorspor	23.669	62	Academy Motorspor	44.516	55	HHC Motorsport	41.205	8	72	Balfe Motorsport	1:48.996	1:49.110	0.114
9	72	Balfe Motorsport	23.705	66	Team Parker Racing	44.692	43	Century Motorsport	41.323	9	5	Tolman Motorsport Ltc	1:50.008	1:50.091	0.083
10	86	Steller Motorsport	23.963	5	Tolman Motorsport I	45.102	66	Team Parker Racing	41.794	10	66	Team Parker Racing L	1:50.113	1:50.113	0.000
11	5	Tolman Motorsport I	23.989	86	Steller Motorsport	45.191	53	UltraTek Racing Te	42.495	11	86	Steller Motorsport	1:51.704	1:51.983	0.279
12	53	UltraTek Racing Te	24.166	54	UltraTek Racing Te	45.501	86	Steller Motorsport	42.550	12	53	UltraTek Racing Tear	1:52.253	1:53.461	1.208
13	88	Team HARD. With T	24.321	53	UltraTek Racing Te	45.592	88	Team HARD. With T	43.062	13	54	UltraTek Racing Tear	1:53.109	1:53.340	0.231
14	54	UltraTek Racing Te	24.487	88	Team HARD. With T	46.066	54	UltraTek Racing Te	43.121	14	88	Team HARD. With Tr	1:53.449	1:53.449	0.000
15	89	ProTechnika	24.805	89	ProTechnika	46.235	22	Invictus Games Rac	43.475	15	89	ProTechnika	1:54.781	1:54.781	0.000
16	25	Ciceley Motorsport	24.844	25	Ciceley Motorsport	46.894	89	ProTechnika	43.741	16	25	Ciceley Motorsport	1:55.721	1:55.721	0.000
17	56	Tolman Motorsport I	24.978	56	Tolman Motorsport I	47.172	25	Ciceley Motorsport	43.983	17	56	Tolman Motorsport Ltc	1:56.204	1:56.755	0.551
18	22	Invictus Games Rac	25.095	22	Invictus Games Rac	48.127	56	Tolman Motorsport I	44.054	18	22	Invictus Games Rac	1:56.697	1:56.697	0.000
19	44	Invictus Games Rac	26.932	44	Invictus Games Rac	53.185	44	Invictus Games Rac	46.631	19	44	Invictus Games Rac	2:06.748	2:07.356	0.608

Weather / Track : Bright / Dry

Results can be found at www.tsl-timing.com

Donington Park GP

Circuit Length = 2.4873 miles

Start: 16:13 Flag 16:23 End: 16:25

Printed - 16:29 Saturday, 22 September 2018

British GT Championship

QUALIFYING - GT4 PRO - CLASSIFICATION - AMENDED

POS	NO	CL	PIC	TEAM / DRIVERS	CAR	TIME	ON	LAPS	GAP	DIFF	MPH
1	56 *	GT4PA	1	Tolman Motorsport Ltd David PATTISON / Joe OSBORNE	McLaren 570S GT4	1:46.074	4	5			84.41
2	25	GT4PA	2	Ciceley Motorsport David FAIRBROTHER / Adam MORGAN	Mercedes-AMG GT4	1:46.282	4	4	0.208	0.208	84.25
3	72 *	GT4PA	3	Balfe Motorsport Adam BALON / Ben BARNICOAT	McLaren 570S GT4	1:46.385	4	4	0.311	0.103	84.17
4	66	GT4PA	4	Team Parker Racing Ltd Nick JONES / Scott MALVERN	Mercedes-AMG GT4	1:46.573	4	4	0.499	0.188	84.02
5	62	GT4S	1	Academy Motorsport Will MOORE / Matt NICOLL-JONES	Aston Martin V8 Vantage GT4	1:46.690	4	5	0.616	0.117	83.92
6	4 *	GT4S	2	Tolman Motorsport Ltd Michael O'BRIEN / Charlie FAGG	McLaren 570S GT4	1:47.029	4	5	0.955	0.339	83.66
7	42	GT4S	3	Century Motorsport Ben TUCK / Ben GREEN	BMW M4 GT4	1:47.175	5	5	1.101	0.146	83.54
8	61	GT4S	4	Academy Motorsport Tom WOOD / Jan JONCK	Aston Martin V8 Vantage GT4	1:47.445	4	5	1.371	0.270	83.33
9	43	GT4S	5	Century Motorsport Dean MACDONALD / Jack MITCHELL	BMW M4 GT4	1:47.481	3	5	1.407	0.036	83.31
10	5	GT4S	6	Tolman Motorsport Ltd Lewis PROCTOR / Jordan ALBERT	McLaren 570S GT4	1:47.747	4	5	1.673	0.266	83.10
11	10	GT4S	7	Equipe Verschuur Finlay HUTCHISON / Daniel MCKAY	McLaren 570S GT4	1:47.805	2	4	1.731	0.058	83.06
12	86	GT4PA	5	Steller Motorsport Richard WILLIAMS / Sennan FIELDING	Toyota GT86	1:48.715	1	5	2.641	0.910	82.36
13	44	GT4PA	6	Invictus Games Racing Paul VICE / Matthew GEORGE	Jaguar F-TYPE SVR GT4	1:48.848	2	4	2.774	0.133	82.26
14	55 *	GT4S	8	HHC Motorsport Callum POINTON / Patrik MATTHIESEN	Ginetta G55 GT4	1:49.038	2	5	2.964	0.190	82.12
15	22	GT4PA	7	Invictus Games Racing Steve MCCULLY / Jason WOLFE	Jaguar F-TYPE SVR GT4	1:49.528	4	5	3.454	0.490	81.75
16	53	GT4PA	8	UltraTek Racing Team RJN Kelvin FLETCHER / Martin PLOWMAN	Nissan 370Z GT4	1:49.824	4	4	3.750	0.296	81.53
17	89	GT4PA	9	ProTechnika Anna WALEWSKA / Tom CANNING	Mercedes-AMG GT4	1:49.921	5	5	3.847	0.097	81.46
18	54	GT4PA	10	UltraTek Racing Team RJN JM LITTMAN / Stephen JOHANSEN	Nissan 370Z GT4	1:50.499	3	4	4.425	0.578	81.03
19	88	GT4S	9	Team HARD. With Trade Price Cars Graham ROBERTS / Benjamin WALLACE	Ginetta G55 GT4	1:52.123	3	3	6.049	1.624	79.86

No. 55, 72 - 1 Lap time disallowed; exceeding track limits.

No. 56 - 2 Lap times disallowed; exceeding track limits.

No. 4 - 3 Lap times disallowed; exceeding track limits.

No. 4 lap 4 reinstated, lap 5 disallowed

Donington Park GP

Circuit Length = 2.4873 miles

Start: 16:28 Flag 16:38 End: 16:42

Weather / Track : Overcast / Wet

These results are provisional until the conclusion of any judicial and technical matters.

Race Director :	Stewards :	Timekeeper :
-----------------	------------	--------------

Results can be found at www.tsl-timing.com

Printed - 18:03 Saturday, 22 September 2018



British GT Championship

QUALIFYING - GT4 - COMBINED CLASSIFICATION - AMENDED

POS	NO	CL	PIC	NAME		TEAM BEST	SESSION 1		SESSION 2	
							LAPS	BEST	LAPS	BEST
1	42	GT4S	1	Century Motorsport Ben TUCK / Ben GREEN	BMW M4 GT4	3:34.971	5	1:47.796	5	1:47.175
2	10	GT4S	2	Equipe Verschuur Finlay HUTCHISON / Daniel MCKAY	McLaren 570S GT4	3:35.241	2	1:47.436	4	1:47.805
3	4 *	GT4S	3	Tolman Motorsport Ltd Michael O'BRIEN / Charlie FAGG	McLaren 570S GT4	3:35.273	5	1:48.244	5	1:47.029
4	72 *	GT4PA	1	Balfe Motorsport Adam BALON / Ben BARNICOAT	McLaren 570S GT4	3:35.495	5	1:49.110	4	1:46.385
5	62	GT4S	4	Academy Motorsport Will MOORE / Matt NICOLL-JONES	Aston Martin V8 Vantage GT4	3:35.567	4	1:48.877	5	1:46.690
6	61	GT4S	5	Academy Motorsport Tom WOOD / Jan JONCK	Aston Martin V8 Vantage GT4	3:35.930	4	1:48.485	5	1:47.445
7	43	GT4S	6	Century Motorsport Dean MACDONALD / Jack MITCHELL	BMW M4 GT4	3:36.631	5	1:49.150	5	1:47.481
8	66	GT4PA	2	Team Parker Racing Ltd Nick JONES / Scott MALVERN	Mercedes-AMG GT4	3:36.686	5	1:50.113	4	1:46.573
9	55 *	GT4S	7	HHC Motorsport Callum POINTON / Patrik MATTHIESEN	Ginetta G55 GT4	3:37.654	4	1:48.616	5	1:49.038
10	5	GT4S	8	Tolman Motorsport Ltd Lewis PROCTOR / Jordan ALBERT	McLaren 570S GT4	3:37.838	5	1:50.091	5	1:47.747
11	86	GT4PA	3	Steller Motorsport Richard WILLIAMS / Sennan FIELDING	Toyota GT86	3:40.698	5	1:51.983	5	1:48.715
12	25	GT4PA	4	Ciceley Motorsport David FAIRBROTHER / Adam MORGAN	Mercedes-AMG GT4	3:42.003	4	1:55.721	4	1:46.282
13	53	GT4PA	5	UltraTek Racing Team RJN Kelvin FLETCHER / Martin PLOWMAN	Nissan 370Z GT4	3:43.285	4	1:53.461	4	1:49.824
14	54	GT4PA	6	UltraTek Racing Team RJN JM LITTMAN / Stephen JOHANSEN	Nissan 370Z GT4	3:43.839	4	1:53.340	4	1:50.499
15	89	GT4PA	7	ProTechnika Anna WALEWSKA / Tom CANNING	Mercedes-AMG GT4	3:44.702	4	1:54.781	5	1:49.921
16	88	GT4S	9	Team HARD. With Trade Price Cars Graham ROBERTS / Benjamin WALLACE	Ginetta G55 GT4	3:45.572	4	1:53.449	3	1:52.123
17	22	GT4PA	8	Invictus Games Racing Steve MCCULLY / Jason WOLFE	Jaguar F-TYPE SVR GT4	3:46.225	4	1:56.697	5	1:49.528
18	44	GT4PA	9	Invictus Games Racing Paul VICE / Matthew GEORGE	Jaguar F-TYPE SVR GT4	3:56.204	4	2:07.356	4	1:48.848
19	56 *	GT4PA	10	Tolman Motorsport Ltd David PATTISON / Joe OSBORNE	McLaren 570S GT4	1:46.074	4	1:56.755	5	1:46.074

No. 55, 72 - 1 Lap time disallowed; exceeding track limits.

No. 56 - 2 Lap times disallowed; exceeding track limits.

No. 4 - 3 Lap times disallowed; exceeding track limits.

No. 4 lap 4 reinstated, lap 5 disallowed

Donington Park GP

Circuit Length = 2.4873 miles

Start: 16:28 Flag 16:38 End: 16:42

Weather / Track : Overcast / Wet

These results are provisional until the conclusion of any judicial and technical matters.

Race Director :	Stewards :	Timekeeper :
-----------------	------------	--------------

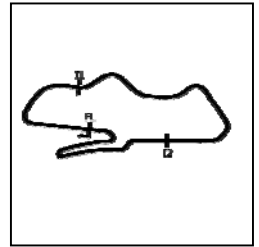
Results can be found at www.tsl-timing.com

Printed - 18:00 Saturday, 22 September 2018



British GT Championship

QUALIFYING - GT4 PRO - SECTOR ANALYSIS - AMENDED



SECTOR 1 = FL to I1, SECTOR 2 = I1 to I2, SECTOR 3 = I2 to FL, DIFF = Difference To Personal Best Lap, P = Crossed Finish Line in Pit Lane, D = Time Disallowed

P1		56 GT4PA Tolman Motorsport Ltd				McLaren 570S GT4				
IDEAL LAP TIME : 1:46.045		BEST LAP TIME : 1:46.074				DIFFERENCE : 0.029				
D1: David PATTISON		D2: Joe OSBORNE								
LAP	SECTOR 1		SECTOR 2		SECTOR 3		LAP TIME	MPH	DIFF	TIME OF DAY
1 - D1	23.324	108.0	43.431	123.1	40.472	89.7	1:47.227 D	83.50	1.153	16:31:40.284
2 - D1	23.082	113.5	43.252	122.4	40.173	89.0	1:46.507 (2)	84.07	0.433	16:33:26.791
3 - D1	24.094	91.8	46.741	122.2	41.145	91.8	1:51.980 (3)	79.96	5.906	16:35:18.771
4 - D1	22.911	116.3	42.961	122.9	40.202	89.8	1:46.074 (1)	84.41		16:37:04.845
5 - D1	23.051	114.3	43.091	122.9	IN PIT		1:50.878 D	80.75	4.804	16:38:55.723

P2		25 GT4PA Ciceley Motorsport				Mercedes-AMG GT4				
IDEAL LAP TIME : 1:46.041		BEST LAP TIME : 1:46.282				DIFFERENCE : 0.241				
D1: David FAIRBROTHER		D2: Adam MORGAN								
LAP	SECTOR 1		SECTOR 2		SECTOR 3		LAP TIME	MPH	DIFF	TIME OF DAY
1 - D2	23.533	103.8	44.186	123.5	42.148	85.8	1:49.867	81.50	3.585	16:32:55.365
2 - D2	23.408	108.4	43.452	125.2	41.073	87.2	1:47.933 (3)	82.96	1.651	16:34:43.298
3 - D2	23.083	112.4	42.707	125.4	40.675	87.8	1:46.465 (2)	84.10	0.183	16:36:29.763
4 - D2	23.068	113.5	42.298	126.1	40.916	87.6	1:46.282 (1)	84.25		16:38:16.045

P3		72 GT4PA Balfe Motorsport				McLaren 570S GT4				
IDEAL LAP TIME : 1:46.332		BEST LAP TIME : 1:46.385				DIFFERENCE : 0.053				
D1: Adam BALON		D2: Ben BARNICOAT								
LAP	SECTOR 1		SECTOR 2		SECTOR 3		LAP TIME	MPH	DIFF	TIME OF DAY
1 - D2	23.012	119.4	43.211	123.3	40.630	89.9	1:46.853 (2)	83.80	0.468	16:32:45.576
2 - D2	23.059	109.1	46.066	105.3	42.391	91.1	1:51.516 (3)	80.29	5.131	16:34:37.092
3 - D2	22.957	117.5	43.603	123.5	40.451	90.0	1:47.044 D	83.67	0.626	16:36:24.103
4 - D2	23.001	117.7	42.924	123.3	40.460	90.3	1:46.385 (1)	84.17		16:38:10.488

P4		66 GT4PA Team Parker Racing Ltd				Mercedes-AMG GT4				
IDEAL LAP TIME : 1:46.573		BEST LAP TIME : 1:46.573				DIFFERENCE : 0.000				
D1: Nick JONES		D2: Scott MALVERN								
LAP	SECTOR 1		SECTOR 2		SECTOR 3		LAP TIME	MPH	DIFF	TIME OF DAY
1 - D2	23.821	105.0	43.561	125.2	40.865	86.9	1:48.247 (3)	82.72	1.674	16:32:33.802
2 - D2	23.483	114.3	43.113	125.4	40.883	87.6	1:47.479 (2)	83.31	0.906	16:34:21.281
3 - D2	26.082	92.0	46.995	124.2	42.658	87.3	1:55.735	77.37	9.162	16:36:17.016
4 - D2	23.017	120.6	42.826	123.5	40.730	85.9	1:46.573 (1)	84.02		16:38:03.589

P5		62 GT4S Academy Motorsport				Aston Martin V8 Vantage GT4				
IDEAL LAP TIME : 1:46.566		BEST LAP TIME : 1:46.690				DIFFERENCE : 0.124				
D1: Will MOORE		D2: Matt NICOLL-JONES								
LAP	SECTOR 1		SECTOR 2		SECTOR 3		LAP TIME	MPH	DIFF	TIME OF DAY
1 - D2	23.286	99.8	43.706	126.1	41.329	91.3	1:48.321	82.66	1.631	16:31:59.617
2 - D2	23.159	106.5	43.127	125.9	40.852	90.8	1:47.138 (3)	83.57	0.448	16:33:46.755
3 - D2	23.835	96.9	47.291	120.0	43.494	91.9	1:54.620	78.12	7.930	16:35:41.375
4 - D2	22.951	110.5	42.908	126.6	40.831	91.0	1:46.690 (1)	83.92		16:37:28.065
5 - D2	22.923	113.3	43.110	123.1	40.735	90.5	1:46.768 (2)	83.86	0.078	16:39:14.833

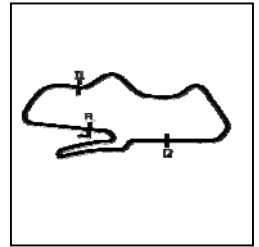
P6		4 GT4S Tolman Motorsport Ltd				McLaren 570S GT4				
IDEAL LAP TIME : 1:46.888		BEST LAP TIME : 1:47.029				DIFFERENCE : 0.141				
D1: Michael O'BRIEN		D2: Charlie FAGG								
LAP	SECTOR 1		SECTOR 2		SECTOR 3		LAP TIME	MPH	DIFF	TIME OF DAY
1 - D2	23.495	105.0	43.625	123.5	41.321	91.4	1:48.441 (2)	82.57	1.412	16:31:54.543
2 - D2	23.140	111.8	43.532	124.5	41.118	91.3	1:47.790 D	83.07	0.761	16:33:42.333
3 - D2	23.098	112.4	43.560	124.7	40.542	91.0	1:47.200 D	83.53	0.171	16:35:29.533
4 - D2	23.239	112.5	43.275	124.5	40.515	90.6	1:47.029 (1)	83.66		16:37:16.562
5 - D2	23.327	109.1	43.772	123.3	40.694	90.8	1:47.793 D	83.07	0.764	16:39:04.355

Weather / Track : Overcast / Wet

Donington Park GP
Circuit Length = 2.4873 miles
Start: 16:28 Flag 16:38 End: 16:42

British GT Championship

QUALIFYING - GT4 PRO - SECTOR ANALYSIS - AMENDED



SECTOR 1 = FL to I1, SECTOR 2 = I1 to I2, SECTOR 3 = I2 to FL, DIFF = Difference To Personal Best Lap, P = Crossed Finish Line in Pit Lane, D = Time Disallowed

P7 42 GT4S Century Motorsport		BMW M4 GT4								
IDEAL LAP TIME : 1:46.959		BEST LAP TIME : 1:47.175								
D1: Ben TUCK		D2: Ben GREEN								
DIFFERENCE : 0.216										
LAP	SECTOR 1	SECTOR 2	SECTOR 3	LAP TIME	MPH	DIFF	TIME OF DAY			
1 - D1	23.100	113.9	43.642	122.6	41.174	87.4	1:47.916	82.97	0.741	16:31:47.656
2 - D1	23.174	116.3	43.555	122.4	40.791	88.6	1:47.520 (2)	83.28	0.345	16:33:35.176
3 - D1	23.022	116.3	43.815	122.2	41.140	89.8	1:47.977	82.92	0.802	16:35:23.153
4 - D1	23.099	119.1	43.356	123.3	41.310	87.3	1:47.765 (3)	83.09	0.590	16:37:10.918
5 - D1	23.092	122.0	43.146	124.2	40.937	88.6	1:47.175 (1)	83.54		16:38:58.093

P8 61 GT4S Academy Motorsport		Aston Martin V8 Vantage GT4								
IDEAL LAP TIME : 1:47.242		BEST LAP TIME : 1:47.445								
D1: Tom WOOD		D2: Jan JONCK								
DIFFERENCE : 0.203										
LAP	SECTOR 1	SECTOR 2	SECTOR 3	LAP TIME	MPH	DIFF	TIME OF DAY			
1 - D2	24.152	91.9	45.558	125.2	43.690	91.8	1:53.400	78.96	5.955	16:32:24.909
2 - D2	24.003	97.1	44.955	124.5	42.023	91.0	1:50.981	80.68	3.536	16:34:15.890
3 - D2	23.489	103.4	43.293	126.3	40.938	90.3	1:47.720 (2)	83.12	0.275	16:36:03.610
4 - D2	23.391	106.8	42.913	126.3	41.141	89.1	1:47.445 (1)	83.33		16:37:51.055
5 - D2	23.437	106.3	43.287	126.6	41.421	89.1	1:48.145 (3)	82.80	0.700	16:39:39.200

P9 43 GT4S Century Motorsport		BMW M4 GT4								
IDEAL LAP TIME : 1:47.244		BEST LAP TIME : 1:47.481								
D1: Dean MACDONALD		D2: Jack MITCHELL								
DIFFERENCE : 0.237										
LAP	SECTOR 1	SECTOR 2	SECTOR 3	LAP TIME	MPH	DIFF	TIME OF DAY			
1 - D2	23.439	101.0	44.191	122.2	41.658	87.1	1:49.288	81.93	1.807	16:31:44.942
2 - D2	23.322	104.6	43.538	122.9	40.976	88.4	1:47.836 (3)	83.03	0.355	16:33:32.778
3 - D2	23.228	106.8	43.423	122.0	40.830	89.0	1:47.481 (1)	83.31		16:35:20.259
4 - D2	23.426	106.1	43.501	122.2	41.223	87.6	1:48.150	82.79	0.669	16:37:08.409
5 - D2	23.226	112.5	43.188	122.6	41.100	88.7	1:47.514 (2)	83.28	0.033	16:38:55.923

P10 5 GT4S Tolman Motorsport Ltd		McLaren 570S GT4								
IDEAL LAP TIME : 1:47.747		BEST LAP TIME : 1:47.747								
D1: Lewis PROCTOR		D2: Jordan ALBERT								
DIFFERENCE : 0.000										
LAP	SECTOR 1	SECTOR 2	SECTOR 3	LAP TIME	MPH	DIFF	TIME OF DAY			
1 - D2	23.483	107.0	44.059	123.1	41.321	90.6	1:48.863	82.25	1.116	16:31:51.838
2 - D2	23.429	107.5	43.896	123.3	41.078	89.4	1:48.403 (3)	82.60	0.656	16:33:40.241
3 - D2	23.368	109.8	43.653	122.9	41.262	89.7	1:48.283 (2)	82.69	0.536	16:35:28.524
4 - D2	23.277	114.1	43.648	122.9	40.822	89.8	1:47.747 (1)	83.10		16:37:16.271
5 - D2	23.409	113.1	44.089	120.6	IN PIT		1:51.141 P	80.56	3.394	16:39:07.412

P11 10 GT4S Equipe Verschuur		McLaren 570S GT4								
IDEAL LAP TIME : 1:47.568		BEST LAP TIME : 1:47.805								
D1: Finlay HUTCHISON		D2: Daniel MCKAY								
DIFFERENCE : 0.237										
LAP	SECTOR 1	SECTOR 2	SECTOR 3	LAP TIME	MPH	DIFF	TIME OF DAY			
1 - D2	23.393	94.6	44.266	124.5	41.252	90.8	1:48.911 (2)	82.21	1.106	16:32:44.428
2 - D2	23.337	106.8	43.308	124.9	41.160	89.3	1:47.805 (1)	83.06		16:34:32.233
3 - D2	23.100	108.4	44.305	121.7	42.129	91.0	1:49.534 (3)	81.75	1.729	16:36:21.767
4 - D2	23.569	100.9	46.317	121.7	IN PIT		1:57.805 P	76.01	10.000	16:38:19.572

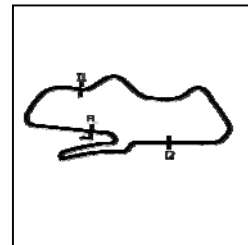
P12 86 GT4PA Steller Motorsport		Toyota GT86								
IDEAL LAP TIME : 1:48.479		BEST LAP TIME : 1:48.715								
D1: Richard WILLIAMS		D2: Sennan FIELDING								
DIFFERENCE : 0.236										
LAP	SECTOR 1	SECTOR 2	SECTOR 3	LAP TIME	MPH	DIFF	TIME OF DAY			
1 - D2	23.466	102.9	43.796	126.1	41.453	89.2	1:48.715 (1)	82.36		16:32:05.879
2 - D2	23.230	103.5	43.823	125.4	41.879	87.4	1:48.932 (2)	82.20	0.217	16:33:54.811
3 - D2	23.528	106.5	45.784	109.6	49.193	89.3	1:58.505	75.56	9.790	16:35:53.316
4 - D2	23.589	105.8	44.244	123.5	42.665	85.9	1:50.498 (3)	81.03	1.783	16:37:43.814
5 - D2	26.137	91.4	52.300	103.8	IN PIT		2:07.221 P	70.38	18.506	16:39:51.035

Weather / Track : Overcast / Wet

Donington Park GP
Circuit Length = 2.4873 miles
Start: 16:28 Flag 16:38 End: 16:42

British GT Championship

QUALIFYING - GT4 PRO - SECTOR ANALYSIS - AMENDED



SECTOR 1 = FL to I1, SECTOR 2 = I1 to I2, SECTOR 3 = I2 to FL, DIFF = Difference To Personal Best Lap, P = Crossed Finish Line in Pit Lane, D = Time Disallowed

P13 44 GT4PA Invictus Games Racing		Jaguar F-TYPE SVR GT4									
IDEAL LAP TIME : 1:48.848		BEST LAP TIME : 1:48.848									
D1: Paul VICE		D2: Matthew GEORGE									
DIFFERENCE : 0.000											
LAP	SECTOR 1	SECTOR 2	SECTOR 3	LAP TIME	MPH	DIFF	TIME OF DAY				
1 - D2	23.852	96.4	44.167	125.6	41.994	90.4	1:50.013 (2)	81.39	1.165	16:31:57.246	
2 - D2	23.681	103.7	43.845	124.9	41.322	88.7	1:48.848 (1)	82.26		16:33:46.094	
3 - D2	23.832	103.7	43.944	124.2	IN PIT		1:51.639	P	80.20	2.791	16:35:37.733
4 - D2	OUTLAP	99.5	44.628	106.8	IN PIT		3:05.642	P	48.23	1:16.794	16:38:43.375

P14 55 GT4S HHC Motorsport		Ginetta G55 GT4									
IDEAL LAP TIME : 1:47.662		BEST LAP TIME : 1:49.038									
D1: Callum POINTON		D2: Patrik MATTHIESEN									
DIFFERENCE : 1.376											
LAP	SECTOR 1	SECTOR 2	SECTOR 3	LAP TIME	MPH	DIFF	TIME OF DAY				
1 - D2	23.985	107.5	44.490	120.9	41.570	89.4	1:50.045	81.37	1.007	16:32:23.414	
2 - D2	23.655	104.8	44.350	121.1	41.033	89.9	1:49.038 (1)	82.12		16:34:12.452	
3 - D2	23.351	112.7	43.278	120.4	41.358	89.3	1:47.987	D	82.92		16:36:00.439
4 - D2	23.404	111.8	43.519	120.4	42.219	88.6	1:49.142	(2)	82.04	0.104	16:37:49.581
5 - D2	23.538	112.7	43.696	119.4	42.009	87.3	1:49.243	(3)	81.96	0.205	16:39:38.824

P15 22 GT4PA Invictus Games Racing		Jaguar F-TYPE SVR GT4									
IDEAL LAP TIME : 1:48.931		BEST LAP TIME : 1:49.528									
D1: Steve MCCULLY		D2: Jason WOLFE									
DIFFERENCE : 0.597											
LAP	SECTOR 1	SECTOR 2	SECTOR 3	LAP TIME	MPH	DIFF	TIME OF DAY				
1 - D2	24.444	102.9	45.759	125.6	43.253	90.6	1:53.456	78.92	3.928	16:32:15.026	
2 - D2	23.730	109.1	44.029	125.9	41.996	89.5	1:49.755	(3)	81.58	0.227	16:34:04.781
3 - D2	23.697	107.5	44.494	124.7	41.496	89.4	1:49.687	(2)	81.63	0.159	16:35:54.468
4 - D2	23.553	106.8	43.882	124.2	42.093	87.9	1:49.528 (1)	81.75			16:37:43.996
5 - D2	23.919	107.3	44.260	123.5	IN PIT		1:54.060	P	78.50	4.532	16:39:38.056

P16 53 GT4PA UltraTek Racing Team RJN		Nissan 370Z GT4									
IDEAL LAP TIME : 1:48.965		BEST LAP TIME : 1:49.824									
D1: Kelvin FLETCHER		D2: Martin PLOWMAN									
DIFFERENCE : 0.859											
LAP	SECTOR 1	SECTOR 2	SECTOR 3	LAP TIME	MPH	DIFF	TIME OF DAY				
1 - D2	24.130	95.7	44.583	123.1	41.384	88.0	1:50.097	(3)	81.33	0.273	16:33:58.001
2 - D2	23.699	98.1	44.554	122.0	44.001	87.9	1:52.254		79.76	2.430	16:35:50.255
3 - D2	23.856	97.3	44.419	123.1	41.700	86.8	1:49.975	(2)	81.42	0.151	16:37:40.230
4 - D2	23.801	101.3	43.882	122.9	42.141	85.3	1:49.824 (1)	81.53			16:39:30.054

P17 89 GT4PA ProTechnika		Mercedes-AMG GT4									
IDEAL LAP TIME : 1:49.808		BEST LAP TIME : 1:49.921									
D1: Anna WALEWSKA		D2: Tom CANNING									
DIFFERENCE : 0.113											
LAP	SECTOR 1	SECTOR 2	SECTOR 3	LAP TIME	MPH	DIFF	TIME OF DAY				
1 - D2	24.136	104.2	44.367	121.3	44.733	87.8	1:53.236	79.07	3.315	16:32:29.003	
2 - D2	24.001	102.7	43.969	123.8	43.035	85.3	1:51.005		80.66	1.084	16:34:20.008
3 - D2	23.768	107.2	43.952	124.2	42.462	87.2	1:50.182	(3)	81.26	0.261	16:36:10.190
4 - D2	23.420	104.6	44.202	122.4	42.530	86.3	1:50.152	(2)	81.29	0.231	16:38:00.342
5 - D2	23.493	111.8	43.992	121.3	42.436	86.9	1:49.921 (1)	81.46			16:39:50.263

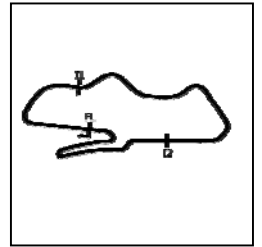
P18 54 GT4PA UltraTek Racing Team RJN		Nissan 370Z GT4									
IDEAL LAP TIME : 1:50.499		BEST LAP TIME : 1:50.499									
D1: JM LITTMAN		D2: Stephen JOHANSEN									
DIFFERENCE : 0.000											
LAP	SECTOR 1	SECTOR 2	SECTOR 3	LAP TIME	MPH	DIFF	TIME OF DAY				
1 - D2	24.123	93.7	46.148	122.4	42.014	87.4	1:52.285	(2)	79.74	1.786	16:32:22.601
2 - D2	24.111	89.2	47.841	119.6	43.894	88.3	1:55.846	(3)	77.29	5.347	16:34:18.447
3 - D2	23.944	94.1	45.089	122.2	41.466	84.7	1:50.499 (1)	81.03			16:36:08.946
4 - D2	24.197	86.8	48.927	120.0	43.484	85.4	1:56.608		76.79	6.109	16:38:05.554

Weather / Track : Overcast / Wet

Donington Park GP
Circuit Length = 2.4873 miles
Start: 16:28 Flag 16:38 End: 16:42

British GT Championship

QUALIFYING - GT4 PRO - SECTOR ANALYSIS - AMENDED



SECTOR 1 = FL to I1, SECTOR 2 = I1 to I2, SECTOR 3 = I2 to FL, DIFF = Difference To Personal Best Lap, P = Crossed Finish Line in Pit Lane, D = Time Disallowed

P19		88 GT4S		Team HARD. With Trade Price Cars			Ginetta G55 GT4			
IDEAL LAP TIME : 1:52.123		BEST LAP TIME : 1:52.123			DIFFERENCE : 0.000					
D1: Graham ROBERTS		D2: Benjamin WALLACE								
LAP	SECTOR 1		SECTOR 2		SECTOR 3		LAP TIME	MPH	DIFF	TIME OF DAY
1 - D2	27.115	87.7	51.961	113.5	IN PIT		2:09.544 P	69.12	17.421	16:32:34.205
2 - D2	OUTLAP	99.5	45.177	120.0	44.093	86.1	4:02.654	36.90	2:10.531	16:36:36.859
3 - D2	24.387	102.4	44.515	120.2	43.221	88.6	1:52.123 (1)	79.86		16:38:28.982

British GT Championship

QUALIFYING - GT4 PRO - BEST SPEEDS - AMENDED

POS	INTERMEDIATE 1			INTERMEDIATE 2			FINISH LINE		
	NO	NAME	MPH	NO	NAME	MPH	NO	NAME	MPH
1	42	Century Motorsport	122.0	62	Academy Motorsport	126.6	10	Equipe Verschuur	92.4
2	66	Team Parker Racing Ltd	120.6	61	Academy Motorsport	126.6	62	Academy Motorsport	91.9
3	72	Balfe Motorsport	119.4	25	Ciceley Motorsport	126.1	56	Tolman Motorsport Ltd	91.8
4	56	Tolman Motorsport Ltd	116.3	86	Steller Motorsport	126.1	61	Academy Motorsport	91.8
5	5	Tolman Motorsport Ltd	114.1	22	Invictus Games Racing	125.9	86	Steller Motorsport	91.8
6	25	Ciceley Motorsport	113.5	44	Invictus Games Racing	125.6	5	Tolman Motorsport Ltd	91.6
7	62	Academy Motorsport	113.3	66	Team Parker Racing Ltd	125.4	4	Tolman Motorsport Ltd	91.4
8	55	HHC Motorsport	112.7	10	Equipe Verschuur	124.9	72	Balfe Motorsport	91.1
9	4	Tolman Motorsport Ltd	112.5	4	Tolman Motorsport Ltd	124.7	22	Invictus Games Racing	90.6
10	43	Century Motorsport	112.5	42	Century Motorsport	124.2	44	Invictus Games Racing	90.4
11	89	ProTechnika	111.8	89	ProTechnika	124.2	55	HHC Motorsport	89.9
12	22	Invictus Games Racing	109.1	56	Tolman Motorsport Ltd	123.8	42	Century Motorsport	89.8
13	10	Equipe Verschuur	108.4	72	Balfe Motorsport	123.5	54	UltraTek Racing Team RJN	89.5
14	61	Academy Motorsport	106.8	5	Tolman Motorsport Ltd	123.3	43	Century Motorsport	89.0
15	86	Steller Motorsport	106.5	53	UltraTek Racing Team RJN	123.1	88	Team HARD. With Trade Price C	88.6
16	44	Invictus Games Racing	103.7	43	Century Motorsport	122.9	53	UltraTek Racing Team RJN	88.0
17	88	Team HARD. With Trade Price C	102.4	54	UltraTek Racing Team RJN	122.4	25	Ciceley Motorsport	87.8
18	53	UltraTek Racing Team RJN	101.3	55	HHC Motorsport	121.1	89	ProTechnika	87.8
19	54	UltraTek Racing Team RJN	94.1	88	Team HARD. With Trade Price C	120.2	66	Team Parker Racing Ltd	87.6

Weather / Track : Overcast / Wet

Results can be found at www.tsl-timing.com

Donington Park GP

Circuit Length = 2.4873 miles

Start: 16:28 Flag 16:38 End: 16:42

Printed - 18:05 Saturday, 22 September 2018

British GT Championship

QUALIFYING - GT4 PRO - BEST SECTORS - AMENDED

SECTOR 1			SECTOR 2			SECTOR 3			IDEAL / BEST COMPARISON						
POS	NO	NAME	TIME	NO	NAME	TIME	NO	NAME	TIME	POS	NO	NAME	IDEAL	BEST	DIFF
													PERFECT LAP	1:45.382	
1	56	Tolman Motorsport I	22.911	25	Ciceley Motorsport	42.298	56	Tolman Motorsport I	40.173	1	25	Ciceley Motorsport	1:46.041	1:46.282	0.241
2	62	Academy Motorspor	22.923	66	Team Parker Racing	42.826	72	Balfe Motorsport	40.451	2	56	Tolman Motorsport Ltc	1:46.045	1:46.074	0.029
3	72	Balfe Motorsport	22.957	62	Academy Motorspor	42.908	4	Tolman Motorsport I	40.515	3	72	Balfe Motorsport	1:46.332	1:46.385	0.053
4	66	Team Parker Racing	23.017	61	Academy Motorspor	42.913	25	Ciceley Motorsport	40.675	4	62	Academy Motorsport	1:46.566	1:46.690	0.124
5	42	Century Motorsport	23.022	72	Balfe Motorsport	42.924	66	Team Parker Racing	40.730	5	66	Team Parker Racing L	1:46.573	1:46.573	0.000
6	25	Ciceley Motorsport	23.068	56	Tolman Motorsport I	42.961	62	Academy Motorspor	40.735	6	4	Tolman Motorsport Ltc	1:46.888	1:47.029	0.141
7	4	Tolman Motorsport I	23.098	42	Century Motorsport	43.146	42	Century Motorsport	40.791	7	42	Century Motorsport	1:46.959	1:47.175	0.216
8	10	Equipe Verschuur	23.100	43	Century Motorsport	43.188	5	Tolman Motorsport I	40.822	8	61	Academy Motorsport	1:47.242	1:47.445	0.203
9	43	Century Motorsport	23.226	4	Tolman Motorsport I	43.275	43	Century Motorsport	40.830	9	43	Century Motorsport	1:47.244	1:47.481	0.237
10	86	Steller Motorsport	23.230	55	HHC Motorsport	43.278	61	Academy Motorspor	40.938	10	10	Equipe Verschuur	1:47.568	1:47.805	0.237
11	5	Tolman Motorsport I	23.277	10	Equipe Verschuur	43.308	55	HHC Motorsport	41.033	11	55	HHC Motorsport	1:47.662	1:49.038	1.376
12	55	HHC Motorsport	23.351	5	Tolman Motorsport I	43.648	10	Equipe Verschuur	41.160	12	5	Tolman Motorsport Ltc	1:47.747	1:47.747	0.000
13	61	Academy Motorspor	23.391	86	Steller Motorsport	43.796	44	Invictus Games Rac	41.322	13	86	Steller Motorsport	1:48.479	1:48.715	0.236
14	89	ProTechnika	23.420	44	Invictus Games Rac	43.845	53	UltraTek Racing Tez	41.384	14	44	Invictus Games Racin	1:48.848	1:48.848	0.000
15	22	Invictus Games Rac	23.553	22	Invictus Games Rac	43.882	86	Steller Motorsport	41.453	15	22	Invictus Games Racin	1:48.931	1:49.528	0.597
16	44	Invictus Games Rac	23.681	53	UltraTek Racing Tez	43.882	54	UltraTek Racing Tez	41.466	16	53	UltraTek Racing Tear	1:48.965	1:49.824	0.859
17	53	UltraTek Racing Tez	23.699	89	ProTechnika	43.952	22	Invictus Games Rac	41.496	17	89	ProTechnika	1:49.808	1:49.921	0.113
18	54	UltraTek Racing Tez	23.944	88	Team HARD. With T	44.515	89	ProTechnika	42.436	18	54	UltraTek Racing Tear	1:50.499	1:50.499	0.000
19	88	Team HARD. With T	24.387	54	UltraTek Racing Tez	45.089	88	Team HARD. With T	43.221	19	88	Team HARD. With Tr	1:52.123	1:52.123	0.000

Weather / Track : Overcast / Wet

Donington Park GP

Circuit Length = 2.4873 miles

Start: 16:28 Flag 16:38 End: 16:42

Results can be found at www.tsl-timing.com

Printed - 18:04 Saturday, 22 September 2018