



ADAC GT Masters

Result List Free Practice 1



Provisional

Circuit Zandvoort, Length: 4307m

Air temperature: 26.74°C

Track temperature: 45.59°C

Weather condition: Dry

Reg. Nr.: KNAF 0301.18.251

Friday, August 17, 2018 13:00:00

started : 34 classified : 34 not classified : 0

Drivers	Team	Car	Lap	Best Time	Gap	Diff	Kph	Day Time
1 21 L.Stolz(DEU)(J)/S.Asch(DEU)	TeamZAKSPEEDBKKMobilOilRacing	Mercedes-AMG GT3	15	1:37.554			158.9	13:52:17
2 5 M.Hofer(AUT)(J)/P.Ellis(GBR)(J)	Phoenix Racing(DEU)	Audi R8 LMS	15	1:37.741	0.187	0.187	158.6	13:46:21
3 19 E.Perez Compans(ARG)(J)/M.Mapelli(ITA)	GRT Grasser-Racing-Team(AUT)	Lamborghini Huracan GT3	5	1:37.782	0.228	0.041	158.5	13:11:18
4 28 S.van der Linde(ZAF)(J)/K.van der Linde(ZAF)	MontaplastbyLand-Motorsport(DEU)	Audi R8 LMS	14	1:37.904	0.350	0.122	158.3	13:42:15
5 25 R.Feller(CHE)(J)/C.Haase(DEU)	BWT Mücke Motorsport(DEU)	Audi R8 LMS	9	1:37.954	0.400	0.050	158.2	13:24:06
6 12 F.Spengler(DEU)/D.Vanhooor(BEL)	EFP by TECE(DEU)	Audi R8 LMS	15	1:38.005	0.451	0.051	158.2	13:45:06
7 6 O.Tunjo(COL)(J)/I.Lukashevich(RUS)	Phoenix Racing(DEU)	Audi R8 LMS	15	1:38.091	0.537	0.086	158.0	13:48:01
8 9 C.Dreyspring(DEU)(J)/G.Maggi(CHE)(J)	Honda Team Schubert Motorsport(DEU)	Honda NSX GT3	13	1:38.142	0.588	0.051	157.9	13:43:50
9 47 M.Pommer(DEU)/M.Götz(DEU)	MANN-FILTER Team HTP Motorsport(D	Mercedes-AMG GT3	11	1:38.280	0.726	0.138	157.7	13:48:16
10 29 J.Dennis(GBR)/C.Mies(DEU)	MontaplastbyLand-Motorsport(DEU)	Audi R8 LMS	4	1:38.289	0.735	0.009	157.7	13:08:02
11 33 F.Salaquarda(CZE)/F.Stippler(DEU)	Team ISR(CZE)	Audi R8 LMS	16	1:38.411	0.857	0.122	157.5	13:46:17
12 63 M.Bortolotti(ITA)/A.Caldarelli(ITA)	ORANGE1 by GRT Grasser(AUT)	Lamborghini Huracan GT3	15	1:38.445	0.891	0.034	157.5	13:44:14
13 18 A.de Leener(BEL)/K.Bachler(AUT)	KÜS TEAM75 Bernhard(DEU)	Porsche 911 GT3 R	4	1:38.514	0.960	0.069	157.3	13:21:32
14 35 J.Judek(DEU)(J)/J.Eriksson(SWE)	Team Rosberg(DEU)	Lamborghini Huracan GT3	12	1:38.611	1.057	0.097	157.2	13:45:26
15 24 M.Ortmann(DEU)(J)/M.Winkelhock(DEU)	BWT Mücke Motorsport(DEU)	Audi R8 LMS	16	1:38.634	1.080	0.023	157.1	13:46:14
16 17 T.Bernhard(DEU)/M.Lieb(DEU)	KÜS TEAM75 Bernhard(DEU)	Porsche 911 GT3 R	2	1:38.649	1.095	0.015	157.1	13:21:31
17 82 R.Ineichen(CHE)(T)/C.Engelhart(DEU)	GRT Grasser-Racing-Team(AUT)	Lamborghini Huracan GT3	18	1:38.803	1.249	0.154	156.9	13:48:30
18 42 M.Jensen(DEN)(J)/T.Scheider(DEU)	BMW Team Schnitzer(DEU)	BMW M6 GT3	15	1:38.832	1.278	0.029	156.8	13:45:24
19 48 I.Dontje(NLD)(J)/M.Buhk(DEU)	MANN-FILTER Team HTP Motorsport(D	Mercedes-AMG GT3	11	1:38.928	1.374	0.096	156.7	13:49:03
20 26 J.Schmidt(CHE)(J)/J.Green(GBR)	BWT Mücke Motorsport(DEU)	Audi R8 LMS	13	1:39.002	1.448	0.074	156.6	13:45:03
21 53 A.Vainio(FIN)(J)/M.Beretta(ITA)(J)	Team Rosberg(DEU)	Lamborghini Huracan GT3	12	1:39.021	1.467	0.019	156.5	13:42:18
22 69 J.Slooten(DEU)(T)/L.Luhr(DEU)	IronForce by RING POLICE(DEU)	Porsche 911 GT3 R	16	1:39.045	1.491	0.024	156.5	13:48:09
23 1 M.Kirchhöfer(DEU)/D.Keilwitz(DEU)	Callaway Competition(DEU)	Corvette C7 GT3	13	1:39.063	1.509	0.018	156.5	13:46:34
24 43 V.Bouveng(SWE)(J)/D.Marschall(DEU)(J)	BMW Team Schnitzer(DEU)	BMW M6 GT3	3	1:39.077	1.523	0.014	156.4	13:05:34
25 13 S.Barth(DEU)(T)/C.Hürtgen(DEU)(T)	RWT Racing(AUT)	Corvette C7 GT3	2	1:39.119	1.565	0.042	156.4	13:22:42
26 84 P.Assenheimer(DEU)(J)/R.Marciello(ITA)	AutoArenA Motorsport(DEU)	Mercedes-AMG GT3	14	1:39.150	1.596	0.031	156.3	13:51:28
27 20 N.Sylvest(DNK)(J)/K.Schramm(DEU)(J)	TeamZAKSPEEDBKKMobilOilRacing	Mercedes-AMG GT3	11	1:39.154	1.600	0.004	156.3	13:43:09
28 14 C.Zöchling(AUT)/J.Klingmann(DEU)	MRS GT-Racing(DEU)	BMW M6 GT3	3	1:39.180	1.626	0.026	156.3	13:23:27
29 4 R.Lips(CHE)(T)/M.Hackländer(DEU)	Aust Motorsport(DEU)	Audi R8 LMS	15	1:39.333	1.779	0.153	156.0	13:48:34
30 99 R.Renauer(DEU)/M.Jaminet(FRA)	Precote Herberth Motorsport(DEU)	Porsche 911 GT3 R	7	1:39.353	1.799	0.020	156.0	13:23:54
31 50 R.Frey(CHE)/P.Geipel(DEU)	YACO Racing(DEU)	Audi R8 LMS	21	1:39.551	1.997	0.198	155.7	13:56:16
32 3 N.Rogivue(CHE)(J)/F.Vervisch(BEL)	Aust Motorsport(DEU)	Audi R8 LMS	4	1:39.874	2.320	0.323	155.2	13:45:21
33 11 E.Erhart(DEU)/P.Kaffer(DEU)	EFP by TECE(DEU)	Audi R8 LMS	6	1:40.221	2.667	0.347	154.7	13:10:25
34 7 L.Ludwig(DEU)/D.Schwager(DEU)	HB Racing(AUT)	Ferrari 488 GT3	5	1:40.224	2.670	0.003	154.7	13:09:29

Subject to final scrutineering!

Publication time:	Clerk of the Course: Jeroen Frieman	Timekeeper: Steffen Ruhl
-------------------	-------------------------------------	--------------------------

ver: 1.0

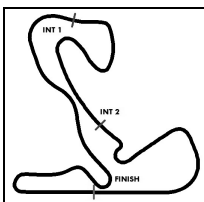
www.adac.de/motorsport

Page 1/ 1 printed: 17.8.2018 14:04



ADAC Vorteilsprogramm





ADAC GT Masters

Sector List Free Practice 1



Provisional

Circuit Zandvoort, Length: 4307m

Air temperature: 26.74°C

Track temperature: 45.59°C

Weather condition: Dry

Reg. Nr.: KNAF 0301.18.251

Friday, August 17, 2018 13:00:00

Lap	Time	SE1	SP1	SE2	SP2	SE3	SP3	TSP	Lap	Time	SE1	SP1	SE2	SP2	SE3	SP3	TSP
1 Kirchhöfer, DEU / Keilwitz, DEU									theoretical besttime: 1:38.967								
1	7:45.008	6:37.678	141	33.225	137	34.105	195		11	2:57.607	1:52.533	191	29.817	154	35.257	238	
2	1:48.940	50.683	177	27.718	201	30.539	236	203	12	1:39.454	43.719	197	26.137	215	29.598	249	250
3	1:40.141	43.966	196	26.290	213	29.885	238	249	13	1:39.063	43.457	200	26.082	215	29.524	239	251
4	1:39.702	43.639	195	26.251	215	29.812	240	251	14	1:45.804	43.529	198	26.004	215	36.271	59	252
5	2:27.389	43.439	197	43.829	79	1:00.121	59	252	15	3:53.726	2:57.097	197	26.198	214	30.431	240	
6	5:47.159	4:47.872	197	26.666	211	32.621	230		16	1:52.391	43.648	199	30.597	126	38.146	238	252
7	1:39.366	43.777	198	26.051	212	29.538	239	250	17	1:39.914	43.605	199	26.561	213	29.748	240	251
8	1:39.864	43.614	198	26.317	214	29.933	230	252	18	1:46.926	43.653	199	26.267	216	37.006	59	252
9	3:02.708	1:13.717	80	46.379	79	1:02.612	56	251	19	2:56.753	1:52.420	199	27.375	215	36.958	59	
10	12:47.676	11:42.253	190	26.725	214	38.698	59										

3 Rogivue, CHE / Vervisch, BEL									theoretical besttime: 1:39.772								
1	27:48.635	25:53.151	76	49.059	76	1:06.425	57		4	1:39.874	43.678	198	26.304	212	29.892	240	253
2	14:10.398	13:12.410	188	27.250	209	30.738	233		5	1:40.275	43.841	197	26.387	212	30.047	239	254
3	1:41.385	44.692	194	26.670	211	30.023	240	248	6	1:47.769	44.118	197	26.202	212	37.449	57	253

4 Lips, CHE / Hackländer, DEU									theoretical besttime: 1:39.217								
1	6:21.438	5:10.373	153	29.443	201	41.622	49		10	2:20.320	47.999	191	28.557	102	1:03.764	54	241
2	1:55.739	58.032	191	26.697	211	31.010	234		11	14:38.103	13:30.405	184	27.641	204	40.057	55	
3	1:41.862	44.799	196	26.507	212	30.556	236	249	12	2:51.513	1:50.365	187	28.245	196	32.903	235	
4	1:41.982	44.580	196	26.481	212	30.921	235	251	13	1:40.909	44.518	196	26.506	212	29.885	238	248
5	1:42.794	45.028	193	26.642	211	31.124	235	250	14	1:40.079	43.924	198	26.393	213	29.762	236	252
6	2:53.712	1:02.079	85	48.758	76	1:02.875	57	249	15	1:39.333	43.536	200	26.184	213	29.613	239	252
7	3:56.009	2:56.910	190	27.783	164	31.316	235		16	1:39.400	43.719	200	26.152	213	29.529	240	253
8	1:44.718	45.289	196	27.872	207	31.557	233	250	17	1:52.960	46.346	180	27.735	193	38.879	57	214
9	1:44.726	45.319	194	27.064	188	32.343	232	248	18	3:05.196	1:49.553	141	31.505	157	44.138	58	

5 Hofer, AUT / Ellis, GBR									theoretical besttime: 1:37.725								
1	2:12.088	1:07.733	160	30.045	151	34.310	214		11	1:50.887	44.370	199	26.163	215	40.354	44	252
2	1:48.732	50.635	186	27.350	194	30.747	238	195	12	16:09.855	15:07.579	183	29.404	169	32.872	218	
3	1:54.148	46.913	193	27.269	204	39.966	59	234	13	1:44.761	46.248	196	26.585	198	31.928	243	232
4	3:06.783	2:06.851	186	27.960	140	31.972	166		14	1:37.966	43.189	198	25.683	214	29.094	243	255
5	1:46.191	49.453	191	26.527	212	30.211	239	172	15	1:37.741	42.948	202	25.686	214	29.107	243	255
6	1:40.609	43.921	200	26.770	210	29.918	240	249	16	1:49.037	43.093	202	25.997	203	39.947	58	255
7	2:10.642	43.652	200	26.852	122	1:00.138	59	254	17	2:54.637	1:56.070	200	27.798	173	30.769	242	
8	5:19.662	4:19.098	195	28.034	201	32.530	239		18	1:38.542	43.242	200	25.960	213	29.340	242	253
9	1:40.028	43.890	200	26.101	213	30.037	242	252	19	1:46.298	43.393	200	26.120	213	36.785	58	255
10	1:40.294	43.909	201	26.083	214	30.302	237	255									

6 Tunjo, COL / Lukashevich, RUS									theoretical besttime: 1:37.898								
1	3:19.236	1:57.549	118	38.440	95	43.247	190		12	1:42.843	45.589	197	26.102	212	31.152	241	222
2	2:09.733	57.526	135	33.411	130	38.796	155	181	13	1:38.339	43.201	200	25.861	213	29.277	241	254
3	2:04.778	58.259	127	31.916	121	34.603	204	182	14	1:38.313	43.237	201	25.704	213	29.372	241	254
4	1:42.061	46.042	198	26.112	212	29.907	237	166	15	1:38.091	43.162	200	25.842	213	29.087	241	254
5	2:08.101	54.291	139	31.407	141	42.403	58	251	16	1:50.090	43.350	200	28.243	212	38.497	58	254
6	3:47.901	2:01.909	196	40.349	68	1:05.643	58		17	2:58.480	2:02.575	196	26.113	212	29.792	240	
7	5:39.146	4:39.426	187	27.117	209	32.603	236		18	1:39.443	43.830	196	26.052	213	29.561	239	252
8	1:39.916	44.121	199	25.931	212	29.864	238	249	19	1:50.051	43.107	200	36.773	211	30.171	238	252
9	1:39.067	43.569	198	25.957	212	29.541	240	252	20	1:39.403	43.497	197	26.106	215	29.800	240	253
10	2:48.647	57.025	76	46.753	73	1:04.869	59	254	21	1:38.699	43.203	199	26.090	214	29.406	241	252
11	14:24.802	13:21.472	155	30.534	172	32.796	229		22	1:47.172	43.412	198	26.057	213	37.703	59	254

7 Ludwig, DEU / Schwager, DEU									theoretical besttime: 1:39.726								
1	2:43.821	1:45.833	186	27.186	209	30.802	235		9	1:40.762	44.638	196	26.256	212	29.868	237	250
2	1:41.414	44.153	199	26.546	212	30.715	238	247	10	1:40.333	43.721	198	26.542	214	30.070	237	252
3	1:42.328	44.694	194	27.005	208	30.629	236	249	11	1:40.224	43.958	198	26.402	213	29.864	237	252
4	1:40.466	44.145	193	26.143	213	30.178	235	248	12	1:47.862	43.777	198	26.505	212	37.580	57	251
5	1:40.224	44.009	197	26.275	213	29.940	235	250	13	3:41.643	2:38.634	198	26.141	211	36.868	59	
6	1:47.852	43.879	197	26.461	213	37.512	59	251	14	2:57.433	1:53.500	197	26.605	213	37.328	56	
7	28:46.934	27:44.656	171	30.189	152	32.089	234		15	2:58.299	1:53.651	194	26.575	214	38.073	59	

ver: 1.0

www.adac.de/motorsport

Page 1 / 7 printed: 17.8.2018 14:04

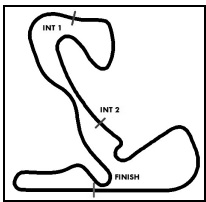


ADAC Vorteilsprogramm



Premium-Serienpartner





ADAC GT Masters

Sector List Free Practice 1



Provisional

Circuit Zandvoort, Length: 4307m

Air temperature: 26.74°C

Track temperature: 45.59°C

Weather condition: Dry

Reg. Nr.: KNAF 0301.18.251

Friday, August 17, 2018 13:00:00

Lap	Time	SE1	SP1	SE2	SP2	SE3	SP3	TSP	Lap	Time	SE1	SP1	SE2	SP2	SE3	SP3	TSP
8	1:40.975	44.443	197	26.344	211	30.188	236	248									

9 Dreyspring, DEU / Maggi, CHE

theoretical besttime: 1:37.989

1	3:06.057	2:05.724	153	28.101	192	32.232	239		12	1:42.229	44.325	194	28.367	195	29.537	238	252
2	1:43.704	46.108	194	26.709	157	30.887	238	243	13	1:38.142	42.803	199	25.930	215	29.409	238	254
3	1:39.663	43.767	198	26.274	216	29.622	238	254	14	1:38.328	43.028	200	25.984	217	29.316	245	253
4	1:39.420	43.392	200	26.293	215	29.735	247	254	15	1:46.942	43.351	201	25.870	215	37.721	58	254
5	1:39.633	43.651	201	26.206	216	29.776	240	254	16	2:57.016	1:59.730	193	26.429	213	30.857	226	
6	1:39.224	43.426	199	26.129	216	29.669	239	255	17	1:40.849	44.438	200	26.287	214	30.124	241	244
7	1:40.864	43.299	199	26.184	217	31.381	235	255	18	1:39.915	44.028	198	26.011	213	29.876	243	251
8	3:02.971	1:10.985	75	48.861	75	1:03.125	57	250	19	1:39.815	43.885	198	26.019	212	29.911	244	252
9	7:13.871	6:16.637	180	26.748	181	30.486	235		20	1:40.138	44.245	197	26.138	216	29.755	243	249
10	1:55.307	43.427	200	26.087	216	45.793	57	252	21	1:39.735	43.831	199	26.074	217	29.830	236	252
11	15:08.942	14:11.100	183	27.173	209	30.669	243		22	1:49.912	44.005	198	26.298	218	39.609	58	252

11 Erhart, DEU / Kaffer, DEU

theoretical besttime: 1:39.627

1	2:00.120	1:01.101	178	27.787	203	31.232	232		13	1:41.970	44.939	189	26.706	212	30.325	235	250
2	1:41.177	45.066	198	26.140	212	29.971	238	249	14	1:42.461	45.419	193	26.582	213	30.460	235	251
3	1:42.428	43.718	200	26.255	211	32.455	240	252	15	1:41.416	44.745	194	26.499	213	30.172	234	251
4	1:40.251	43.747	197	26.647	214	29.857	239	254	16	1:41.428	44.669	192	26.424	212	30.335	235	250
5	1:40.824	44.067	192	26.760	213	29.997	239	253	17	1:42.613	45.547	185	26.702	213	30.364	236	250
6	1:40.221	43.690	197	26.514	212	30.017	240	254	18	1:49.314	44.869	194	26.678	212	37.767	58	250
7	1:50.615	44.889	195	26.396	213	39.330	58	254	19	2:51.553	1:54.664	191	26.512	212	30.377	238	
8	8:35.726	7:37.032	182	28.619	211	30.075	240		20	1:41.465	44.732	191	26.381	213	30.352	237	252
9	1:46.584	44.966	173	31.601	210	30.017	238	253	21	1:41.357	44.735	190	26.404	213	30.218	235	252
10	1:40.713	43.630	198	26.896	209	30.187	238	254	22	1:44.357	44.815	194	26.666	191	32.876	232	251
11	2:59.210	1:11.585	79	46.569	79	1:01.056	58	249	23	1:42.256	45.561	194	26.370	213	30.325	237	248
12	12:54.655	11:52.233	191	27.736	210	34.686	235										

12 Spengler, DEU / Vanthoor, BEL

theoretical besttime: 1:37.981

1	2:15.458	1:15.531	182	27.909	196	32.018	241		12	15:05.133	14:03.250	185	28.635	209	33.248	238	
2	1:40.609	44.219	183	26.724	210	29.666	241	252	13	1:41.019	43.869	199	26.032	211	31.118	243	252
3	1:38.701	43.228	201	26.030	213	29.443	243	256	14	1:39.870	43.924	184	26.607	209	29.339	244	256
4	1:42.342	44.615	200	26.332	211	31.395	244	257	15	1:38.005	43.001	201	25.779	214	29.225	242	257
5	1:46.845	43.852	198	26.056	214	36.937	57	256	16	1:47.707	43.774	197	26.537	214	37.396	58	257
6	3:45.490	2:49.886	200	26.138	213	29.466	243		17	3:42.700	2:47.363	200	26.088	212	29.249	242	
7	2:24.152	43.299	201	35.372	78	1:05.481	57	255	18	1:38.243	43.198	201	25.844	214	29.201	244	255
8	4:41.717	3:43.074	194	27.358	196	31.285	243		19	1:39.046	43.187	200	26.458	215	29.401	243	257
9	1:38.441	43.136	201	25.990	213	29.315	242	255	20	1:38.822	43.055	201	26.043	214	29.724	232	256
10	1:39.164	43.423	200	26.164	214	29.577	244	253	21	1:46.738	43.628	200	26.237	214	36.873	58	248
11	1:48.952	43.163	200	27.316	213	38.473	58	256	22	2:52.274	1:56.070	196	26.373	212	29.831	238	

13 Barth, DEU / Hürtgen, DEU

theoretical besttime: 1:38.916

1	21:02.581	20:05.642	189	26.825	208	30.114	239		9	3:31.510	2:34.534	187	26.863	213	30.113	239	
2	1:39.119	43.484	196	25.987	214	29.648	239	248	10	1:40.957	44.533	196	26.399	211	30.025	238	250
3	1:39.978	43.305	201	26.406	213	30.267	236	252	11	1:39.935	43.781	198	26.173	215	29.981	240	251
4	2:59.174	1:11.008	80	46.424	79	1:01.742	57	213	12	1:50.916	44.654	192	26.537	201	39.725	59	252
5	13:21.157	12:21.221	192	27.815	211	32.121	230		13	3:30.608	2:34.599	194	26.278	215	29.731	241	
6	1:39.361	43.425	196	26.312	214	29.624	240	251	14	1:40.754	44.554	182	26.333	215	29.867	242	252
7	1:39.173	43.395	200	26.138	214	29.640	239	251	15	1:39.725	43.649	198	26.121	214	29.955	238	251
8	1:47.156	43.376	200	26.103	214	37.677	59	251									

14 Zöchling, AUT / Klingmann, DEU

theoretical besttime: 1:39.060

1	20:06.381	19:07.043	171	27.810	204	31.528	234		5	15:34.928	14:35.557	194	29.492	193	29.879	240	
2	1:41.142	45.023	196	26.391	210	29.728	237	243	6	1:39.243	43.430	201	26.162	211	29.651	233	254
3	1:39.180	43.528	202	26.104	213	29.548	241	252	7	1:57.450	46.050	186	27.000	194	44.400	59	245
4	1:56.386	43.408	203	28.237	202	44.741	52	255									

ver: 1.0

www.adac.de/motorsport

Page 2/ 7 printed: 17.8.2018 14:04

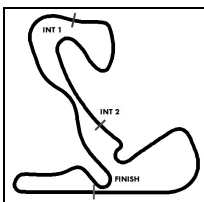


ADAC Vorteilsprogramm



Premium-Serienpartner





ADAC GT Masters

Sector List Free Practice 1



Provisional

Reg. Nr.: KNAF 0301.18.251

Friday, August 17, 2018 13:00:00

Circuit Zandvoort, Length: 4307m

Air temperature: 26.74°C

Track temperature: 45.59°C

Weather condition: Dry

Lap	Time	SE1	SP1	SE2	SP2	SE3	SP3	TSP	Lap	Time	SE1	SP1	SE2	SP2	SE3	SP3	TSP
17 Bernhard, DEU / Lieb, DEU									theoretical besttime: 1:38.290								
1	19:52.494	18:56.056	192	26.467	211	29.971	238		10	1:46.244	43.418	200	26.000	214	36.826	58	254
2	1:38.649	43.497	198	25.797	214	29.355	241	249	11	2:50.632	1:53.998	198	26.339	214	30.295	236	
3	1:38.656	43.307	197	25.960	214	29.389	239	253	12	1:39.123	43.569	198	25.970	215	29.584	240	250
4	1:38.825	43.384	198	25.977	213	29.464	240	251	13	1:39.267	43.506	198	26.100	215	29.661	239	252
5	3:06.770	1:18.015	81	46.343	80	1:02.412	53	252	14	1:40.309	44.678	198	26.084	214	29.547	239	253
6	12:02.038	11:04.616	188	26.793	205	30.629	239		15	1:38.660	43.138	198	26.081	213	29.441	238	253
7	1:39.703	43.608	198	26.200	215	29.895	239	251	16	1:38.858	43.315	198	26.014	216	29.529	240	252
8	1:39.866	43.638	198	26.175	211	30.053	242	251	17	1:39.695	43.413	199	26.079	214	30.203	239	252
9	1:38.905	43.338	198	25.986	214	29.581	240	254	18	1:38.952	43.376	199	25.999	215	29.577	240	252

Lap	Time	SE1	SP1	SE2	SP2	SE3	SP3	TSP	Lap	Time	SE1	SP1	SE2	SP2	SE3	SP3	TSP
18 de Leener, BEL / Bachler, AUT									theoretical besttime: 1:38.355								
1	13:26.640	12:28.800	185	27.283	211	30.557	238		11	1:41.226	44.753	195	26.358	214	30.115	236	252
2	3:03.362	1:09.701	78	51.659	79	1:02.002	58	251	12	1:40.154	43.989	196	26.180	215	29.985	236	251
3	3:23.636	2:26.257	193	26.571	195	30.808	235		13	1:40.157	44.127	196	26.225	214	29.805	238	250
4	1:38.514	43.250	199	25.839	213	29.425	238	248	14	1:40.320	44.188	197	26.210	214	29.922	238	251
5	1:38.782	43.256	199	25.820	214	29.706	239	252	15	1:39.981	44.008	198	26.257	214	29.716	237	250
6	1:38.693	43.110	199	25.991	213	29.592	238	253	16	1:39.883	44.055	198	26.114	214	29.714	240	251
7	3:11.859	1:21.678	77	46.675	78	1:03.506	58	251	17	1:50.527	44.029	198	26.862	212	39.636	58	254
8	11:59.664	11:01.256	153	27.316	213	31.092	235		18	2:56.158	1:53.364	200	26.338	215	36.456	58	
9	1:41.808	44.184	194	27.076	199	30.548	239	251	19	2:50.741	1:52.483	194	26.378	212	31.880	235	
10	1:40.242	44.011	197	26.192	215	30.039	239	252									

Lap	Time	SE1	SP1	SE2	SP2	SE3	SP3	TSP	Lap	Time	SE1	SP1	SE2	SP2	SE3	SP3	TSP
19 Perez Companc, ARG / Mapelli, ITA									theoretical besttime: 1:37.761								
1	2:48.072	1:49.029	163	27.836	209	31.207	233		13	1:38.720	43.273	197	25.894	213	29.553	241	251
2	1:40.298	44.147	197	26.314	213	29.837	238	246	14	1:39.045	43.391	197	25.829	213	29.825	238	254
3	1:47.287	43.750	198	26.444	212	37.093	59	252	15	1:38.805	43.116	198	25.832	214	29.857	239	252
4	3:23.777	2:27.933	195	26.285	209	29.559	239		16	1:38.411	43.127	197	25.891	212	29.393	240	252
5	1:37.782	42.954	199	25.687	213	29.141	239	252	17	1:38.756	43.250	197	25.859	214	29.647	242	252
6	1:38.325	42.933	198	25.881	213	29.511	241	253	18	1:40.285	44.168	133	26.663	213	29.454	238	252
7	2:27.123	43.022	199	43.873	80	1:00.228	53	254	19	1:38.851	43.269	194	26.022	215	29.560	239	252
8	5:31.196	4:35.175	194	26.016	213	30.005	236		20	1:38.524	43.281	198	25.752	213	29.491	244	252
9	1:39.051	43.425	197	26.024	212	29.602	239	250	21	1:47.699	43.408	197	26.027	213	38.264	59	253
10	1:39.190	43.315	197	26.113	213	29.762	238	252	22	2:48.370	1:52.571	198	26.289	211	29.510	241	
11	2:49.986	1:03.497	80	45.990	80	1:00.499	59	253	23	1:39.174	43.231	198	25.842	215	30.101	238	254
12	13:57.901	13:01.730	189	26.297	211	29.874	242										

Lap	Time	SE1	SP1	SE2	SP2	SE3	SP3	TSP	Lap	Time	SE1	SP1	SE2	SP2	SE3	SP3	TSP
20 Sylvest, DNK / Schramm, DEU									theoretical besttime: 1:38.748								
1	8:50.209	7:52.355	138	27.586	203	30.268	238		12	1:48.363	43.664	196	26.231	213	38.468	56	252
2	1:39.845	44.431	194	26.013	213	29.401	239	251	13	2:53.781	1:56.848	187	27.065	211	29.868	235	
3	1:41.526	43.466	197	26.787	213	31.273	236	251	14	1:40.062	44.260	196	26.219	211	29.583	237	248
4	1:55.846	43.451	197	26.849	212	45.546	49	251	15	1:39.205	43.748	199	26.117	212	29.340	238	250
5	6:47.814	5:51.166	195	26.321	211	30.327	237		16	1:44.007	44.501	194	26.317	186	33.189	240	250
6	1:39.172	43.441	196	26.074	211	29.657	234	250	17	1:40.004	43.922	198	26.489	212	29.593	239	251
7	1:40.140	43.510	196	26.665	211	29.965	235	250	18	1:39.318	43.588	198	26.265	211	29.465	238	252
8	2:58.100	1:03.530	86	46.405	77	1:08.165	53	249	19	1:39.411	43.725	198	26.191	214	29.495	238	251
9	12:37.186	11:40.591	196	26.278	211	30.317	237		20	1:39.218	43.555	200	26.221	213	29.442	239	251
10	1:39.376	43.595	198	26.173	213	29.608	237	250	21	1:48.769	43.500	198	26.202	212	39.067	59	251
11	1:39.154	43.395	197	26.091	213	29.668	239	250									

Lap	Time	SE1	SP1	SE2	SP2	SE3	SP3	TSP	Lap	Time	SE1	SP1	SE2	SP2	SE3	SP3	TSP
21 Stolz, DEU / Asch, DEU									theoretical besttime: 1:37.553								
1	8:47.960	7:47.299	151	29.711	207	30.950	236		10	1:39.472	43.725	198	26.198	213	29.549	239	251
2	1:39.473	43.712	196	26.064	213	29.697	239	249	11	1:39.399	43.574	197	26.228	213	29.597	241	252
3	1:42.205	44.854	182	27.588	210	29.763	238	251	12	1:47.009	43.748	197	26.185	214	37.076	59	253
4	1:54.792	43.491	197	26.435	211	44.866	51	251	13	4:06.131	3:09.502	188	26.820	212	29.809	237	
5	6:07.203	5:09.515	170	27.510	207	30.178	239		14	1:38.755	43.352	200	25.632	213	29.771	240	250
6	1:39.202	43.417	198	26.137	211	29.648	239	251	15	1:37.554	42.823	200	25.633	213	29.098	242	253
7	1:39.081	43.438	198	26.035	212	29.608	241	252	16	1:41.676	43.230	198	26.110	213	32.336	240	254
8	2:04.446	43.404	198	26.273	205	54.769	48	253	17	1:45.687	43.015	200	25.931	213	36.741	59	252
9	14:13.859	13:17.688	195	26.341	211	29.830	238										

ver: 1.0

www.adac.de/motorsport

Page 3/ 7 printed: 17.8.2018 14:04

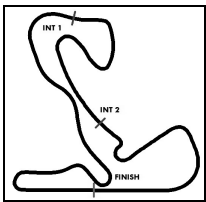


ADAC Vorteilsprogramm



Premium-Serienpartner





ADAC GT Masters

Sector List Free Practice 1



Provisional

Circuit Zandvoort, Length: 4307m

Air temperature: 26.74°C

Track temperature: 45.59°C

Weather condition: Dry

Reg. Nr.: KNAF 0301.18.251

Friday, August 17, 2018 13:00:00

Lap	Time	SE1	SP1	SE2	SP2	SE3	SP3	TSP	Lap	Time	SE1	SP1	SE2	SP2	SE3	SP3	TSP
24 Ortmann, DEU / Winkelhock, DEU									theoretical besttime: 1:38.610								
1	2:00.945	1:02.663	174	27.417	208	30.865	234		14	1:39.379	43.627	197	26.031	211	29.721	237	251
2	1:41.094	45.130	196	26.006	211	29.958	237	246	15	1:39.623	43.278	196	26.663	205	29.682	238	252
3	1:40.629	43.718	197	26.009	212	30.902	237	251	16	1:38.634	43.302	198	25.991	211	29.341	239	251
4	1:39.575	43.834	196	26.057	212	29.684	239	251	17	1:44.459	43.445	198	29.799	150	31.215	238	252
5	1:40.936	44.749	188	26.427	211	29.760	238	252	18	1:40.283	43.584	165	26.836	210	29.863	238	252
6	1:39.658	43.758	196	26.104	212	29.796	238	252	19	1:39.172	43.373	200	26.145	211	29.654	236	251
7	1:39.773	43.857	197	26.046	211	29.870	237	251	20	1:39.092	43.402	198	26.075	212	29.615	239	251
8	5:34.737	43.583	196	3:50.250	79	1:00.904	58	251	21	1:43.636	43.951	172	29.595	204	30.090	238	253
9	2:52.877	1:56.326	195	26.155	209	30.396	238		22	1:39.589	43.701	196	26.138	211	29.750	239	252
10	1:39.820	43.968	196	26.168	211	29.684	239	251	23	1:39.449	43.547	197	26.101	213	29.801	237	253
11	1:39.946	43.708	192	26.214	211	30.024	239	252	24	1:45.619	47.402	137	27.699	211	30.518	236	252
12	2:49.364	43.770	197	33.652	79	1:31.942	29	252	25	1:48.878	43.662	196	26.648	208	38.568	58	251
13	14:37.004	13:40.470	183	26.400	208	30.134	237										

Lap	Time	SE1	SP1	SE2	SP2	SE3	SP3	TSP	Lap	Time	SE1	SP1	SE2	SP2	SE3	SP3	TSP
25 Feller, CHE / Haase, DEU									theoretical besttime: 1:37.954								
1	2:07.285	1:02.060	162	29.971	142	35.254	211		11	14:39.096	13:34.387	183	26.880	210	37.829	58	
2	1:56.633	51.237	122	29.704	162	35.692	229	161	12	2:57.573	1:55.264	196	25.904	212	36.405	58	
3	1:42.484	45.222	190	26.819	197	30.443	240	197	13	2:49.581	1:54.084	198	26.001	211	29.496	240	
4	1:38.708	43.696	198	25.836	213	29.176	242	252	14	1:40.162	43.530	199	26.269	211	30.363	240	252
5	1:54.110	46.687	152	27.628	162	39.795	58	255	15	1:39.159	43.753	200	25.867	212	29.539	241	252
6	6:16.780	4:23.353	159	48.258	72	1:05.169	57		16	1:38.768	43.510	200	25.894	212	29.364	242	252
7	5:06.140	4:06.643	167	27.959	149	31.538	227		17	1:39.380	43.334	198	25.868	212	30.178	239	254
8	1:45.494	46.997	177	28.010	197	30.487	238	176	18	1:46.952	43.625	198	26.020	212	37.307	58	252
9	1:37.954	43.081	200	25.732	212	29.141	241	250	19	2:57.719	1:54.584	199	26.237	210	36.898	58	
10	2:40.722	51.781	174	45.896	77	1:03.045	58	254									

Lap	Time	SE1	SP1	SE2	SP2	SE3	SP3	TSP	Lap	Time	SE1	SP1	SE2	SP2	SE3	SP3	TSP
26 Schmidt, CHE / Green, GBR									theoretical besttime: 1:38.806								
1	3:48.550	2:49.032	170	28.127	204	31.391	235		11	1:39.151	43.469	198	26.018	213	29.664	241	251
2	1:40.273	44.098	195	26.254	211	29.921	238	248	12	1:39.553	43.793	197	26.059	212	29.701	240	255
3	1:39.409	43.521	195	26.285	212	29.603	238	252	13	1:39.002	43.474	197	26.104	213	29.424	239	254
4	1:40.618	44.010	194	26.517	211	30.091	240	252	14	1:46.744	43.364	197	26.082	212	37.298	58	253
5	1:39.700	43.836	196	26.186	212	29.678	240	254	15	7:06.383	6:04.978	140	28.312	194	33.093	201	
6	1:45.691	43.953	187	27.613	209	34.125	238	254	16	1:45.412	46.924	191	26.912	211	31.576	205	224
7	1:57.619	43.443	197	26.139	212	48.037	45	252	17	1:47.835	47.267	188	27.680	195	32.888	142	162
8	10:22.009	9:23.540	193	26.652	208	31.817	235		18	1:45.773	47.733	185	27.250	160	30.790	236	192
9	2:58.377	1:10.039	79	46.664	79	1:01.674	57	249	19	1:40.990	44.510	192	26.445	211	30.035	238	249
10	12:32.750	11:33.877	188	26.598	209	32.275	237										

Lap	Time	SE1	SP1	SE2	SP2	SE3	SP3	TSP	Lap	Time	SE1	SP1	SE2	SP2	SE3	SP3	TSP
28 van der Linde, ZAF / van der Linde, ZAF									theoretical besttime: 1:37.800								
1	3:12.924	2:10.588	192	26.311	208	36.025	239		13	14:46.812	13:47.684	198	26.006	210	33.122	239	
2	1:40.889	43.115	202	26.129	208	31.645	241	251	14	1:37.904	42.978	201	25.756	213	29.170	243	253
3	1:38.224	42.874	200	25.943	212	29.407	240	254	15	1:39.197	42.958	202	26.588	207	29.651	242	255
4	1:38.370	43.019	201	25.830	212	29.521	242	254	16	1:38.224	43.035	198	25.928	213	29.261	239	254
5	1:42.717	43.281	198	26.993	141	32.443	240	254	17	1:46.056	43.053	201	25.876	213	37.127	58	254
6	1:38.667	43.115	200	25.948	212	29.604	241	252	18	4:08.010	3:11.311	200	26.003	213	30.696	243	
7	1:38.904	43.282	200	26.063	213	29.559	241	253	19	1:38.556	43.200	200	25.920	213	29.436	243	252
8	3:04.303	1:09.369	74	50.303	76	1:04.631	57	254	20	1:47.436	43.409	192	29.902	112	34.125	241	253
9	4:07.881	3:12.163	198	26.022	211	29.696	240		21	1:38.351	43.035	198	25.951	212	29.365	241	252
10	1:38.679	43.081	200	25.870	213	29.728	241	253	22	1:42.641	46.534	185	26.645	214	29.462	241	252
11	1:38.435	43.128	201	25.911	212	29.396	241	253	23	1:38.156	43.029	200	25.776	212	29.351	242	252
12	2:10.012	43.000	200	25.933	213	1:01.079	57	254	24	1:45.645	43.488	200	25.926	212	36.231	57	252

Lap	Time	SE1	SP1	SE2	SP2	SE3	SP3	TSP	Lap	Time	SE1	SP1	SE2	SP2	SE3	SP3	TSP
29 Dennis, GBR / Mies, DEU									theoretical besttime: 1:38.279								
1	3:03.991	2:00.858	169	30.570	143	32.563	235		10	3:44.983	2:48.173	194	26.560	210	30.250	237	
2	1:41.259	44.692	190	26.672	211	29.895	238	248	11	1:38.424	43.120	198	25.936	212	29.368	241	251
3	1:38.636	43.170	199	25.975	212	29.491	241	251	12	1:45.961	43.260	197	25.990	211	36.711	58	252
4	1:38.289	43.091	198	25.891	212	29.307	239	254	13	3:11.116	2:11.901	200	26.428	203	32.787	239	
5	1:40.376	43.196	199	26.546	162	30.634	240	254	14	1:43.147	44.351	195	26.536	211	32.260	242	252
6	1:45.157	43.321	199	25.901	212	35.935	58	253	15	1:38.733	43.208	200	26.056	212	29.469	241	254
7	28:32.824	27:34.848	183	26.723	210	31.253	239		16	1:51.863	43.206	201	28.449	169	40.208	58	253
8	1:38.999	43.276	200	25.881	213	29.842	239	252	17								

ver: 1.0

www.adac.de/motorsport

Page 4/ 7 printed: 17.8.2018 14:04



ADAC Vorteilsprogramm



Premium-Serienpartner



SANCTIONED BY THE FIA



ADAC GT Masters

Sector List Free Practice 1



Provisional

Circuit Zandvoort, Length: 4307m

Air temperature: 26.74°C

Track temperature: 45.59°C

Weather condition: Dry

Reg. Nr.: KNAF 0301.18.251

Friday, August 17, 2018 13:00:00

Lap	Time	SE1	SP1	SE2	SP2	SE3	SP3	TSP	Lap	Time	SE1	SP1	SE2	SP2	SE3	SP3	TSP
9	1:45.213	43.244	199	25.996	212	35.973	58	253									

33 Salaquarda, CZE / Stippler, DEU

theoretical besttime: 1:38.210

1	2:12.742	1:05.465	174	27.555	182	39.722	58		14	1:44.022	44.007	196	28.965	102	31.050	241	251
2	2:58.925	1:59.551	181	28.797	181	30.577	238		15	1:38.748	43.215	200	26.041	213	29.492	241	253
3	1:39.934	43.674	200	26.209	213	30.051	237	252	16	1:38.411	43.160	201	25.898	214	29.353	242	254
4	1:41.573	43.939	199	27.224	213	30.410	237	250	17	1:38.987	42.968	201	26.383	210	29.636	240	255
5	1:44.844	44.244	194	28.809	208	31.791	236	252	18	1:38.917	43.465	200	25.889	213	29.563	241	254
6	1:40.093	44.066	199	26.260	213	29.767	240	252	19	1:38.675	43.315	200	25.973	215	29.387	243	254
7	1:39.825	43.590	199	26.219	213	30.016	239	254	20	1:39.353	43.533	200	26.399	214	29.421	242	253
8	2:58.163	1:09.325	79	47.215	78	1:01.623	58	198	21	1:39.627	43.815	198	26.293	215	29.519	241	253
9	3:42.603	2:38.640	179	28.810	154	35.153	240		22	1:38.985	43.388	200	26.120	213	29.477	237	252
10	1:44.848	45.626	189	26.669	209	32.553	240	250	23	1:38.950	43.520	201	26.067	215	29.363	242	243
11	1:39.699	43.673	199	26.190	214	29.836	241	254	24	1:39.270	43.406	200	26.220	215	29.644	238	245
12	2:10.641	44.072	198	27.582	212	58.987	55	245	25	1:40.646	43.635	201	26.134	214	30.877	234	235
13	15:21.348	14:24.235	175	26.855	211	30.258	236										

35 Judek, DEU / Eriksson, SWE

theoretical besttime: 1:38.611

1	2:18.202	1:14.682	177	30.839	175	32.681	203		11	1:38.971	43.535	199	25.961	212	29.475	242	252
2	1:44.130	46.360	192	27.382	175	30.388	239	227	12	1:38.611	43.210	198	25.940	213	29.461	241	255
3	1:39.935	44.320	198	26.003	213	29.612	239	252	13	1:47.063	43.345	199	26.090	213	37.628	55	255
4	1:40.440	44.215	193	26.435	209	29.790	239	254	14	2:59.767	2:00.424	179	28.035	212	31.308	221	
5	1:39.565	43.832	198	26.063	213	29.670	239	253	15	1:43.824	45.852	194	26.898	213	31.074	235	240
6	1:39.229	43.605	197	26.019	213	29.605	241	254	16	1:41.128	44.333	196	26.468	213	30.327	238	250
7	1:50.185	44.120	194	26.289	213	39.776	55	254	17	1:40.355	44.204	197	26.259	215	29.892	238	251
8	10:45.684	9:48.127	196	26.402	211	31.155	238		18	1:40.434	44.034	196	26.357	215	30.043	239	254
9	1:51.692	45.416	195	26.317	212	39.959	49	251	19	1:48.797	44.093	197	26.486	214	38.218	57	252
10	16:58.933	16:02.872	195	26.237	211	29.824	239		20	2:58.354	1:54.038	196	26.388	212	37.928	57	

42 Jensen, DEN / Scheider, DEU

theoretical besttime: 1:38.625

1	2:35.539	1:33.802	140	29.727	143	32.010	226		13	1:39.003	43.571	202	26.027	215	29.405	242	253
2	1:43.859	46.025	189	27.663	186	30.171	241	220	14	1:43.163	45.244	182	28.067	211	29.852	243	255
3	1:40.254	44.088	199	26.286	213	29.880	242	254	15	1:38.832	43.226	202	26.234	215	29.372	240	256
4	1:39.867	43.517	200	26.510	212	29.840	241	255	16	1:47.451	43.456	201	26.394	215	37.601	59	256
5	1:39.639	43.699	202	26.155	215	29.785	237	255	17	2:49.682	1:53.448	200	26.620	213	29.614	239	
6	1:39.250	43.744	201	26.089	216	29.417	242	255	18	1:39.213	43.544	201	26.187	215	29.482	243	253
7	1:39.199	43.295	201	26.213	215	29.691	242	256	19	1:39.345	43.620	200	26.244	213	29.481	241	255
8	2:30.572	46.151	200	38.194	74	1:06.227	59	255	20	1:39.498	43.541	199	26.371	214	29.586	242	255
9	7:09.044	6:08.632	198	29.251	145	31.161	238		21	1:41.255	43.500	200	26.143	215	31.612	238	256
10	1:39.721	43.547	203	26.439	213	29.735	239	252	22	1:40.074	43.870	199	26.521	215	29.683	240	253
11	2:56.285	1:06.556	78	46.863	78	1:02.866	59	254	23	1:39.114	43.473	203	26.212	215	29.429	243	255
12	13:28.963	12:28.488	180	29.493	110	30.982	240		24	1:47.397	43.549	202	26.424	214	37.424	59	256

43 Bouveng, SWE / Marschall, DEU

theoretical besttime: 1:38.870

1	2:13.678	1:15.020	175	28.055	208	30.603	236		12	14:48.789	13:50.551	195	26.742	207	31.496	241	
2	1:40.919	44.486	193	26.449	215	29.984	240	251	13	1:40.177	43.805	200	26.319	215	30.053	240	255
3	1:39.077	43.411	203	26.134	215	29.532	244	255	14	1:47.104	43.666	200	26.300	215	37.138	59	255
4	1:46.830	43.575	200	26.289	215	36.966	59	257	15	2:52.274	1:55.937	195	26.455	215	29.882	241	
5	3:39.263	2:43.078	200	26.465	215	29.720	244		16	1:39.651	43.700	202	26.307	215	29.644	243	256
6	1:39.566	43.310	202	26.616	215	29.640	244	257	17	1:39.347	43.419	202	26.291	217	29.637	241	255
7	2:25.322	43.372	201	37.453	71	1:04.497	59	257	18	1:39.427	43.808	201	26.193	217	29.426	240	255
8	4:56.373	3:58.913	194	26.823	207	30.637	239		19	1:39.646	43.658	202	26.299	216	29.689	242	255
9	1:40.433	43.851	202	26.316	215	30.266	240	254	20	1:46.991	43.720	201	26.316	216	36.955	59	257
10	1:40.568	44.106	198	26.395	214	30.067	241	255	21	2:58.073	1:53.560	198	26.529	214	37.984	59	
11	1:54.965	44.093	191	26.779	216	44.093	59	255	22	2:57.840	1:53.815	196	26.580	214	37.445	59	

47 Pommer, DEU / Götz, DEU

theoretical besttime: 1:38.168

1	10:28.541	9:21.776	170	28.044	189	38.721	59		10	1:38.400	43.071	199	26.068	212	29.261	238	253
2	3:00.922	2:03.534	184	26.837	193	30.551	235		11	1:38.280	43.004	200	26.088	213	29.188	238	252
3	3:01.372	1:12.494	81	47.004	81	1:01.874	59	245	12	1:45.554	43.149	200	26.023	213	36.382	59	252
4	3:27.617	2:23.703	186	26.645	198	37.269	59		13	3:20.915	2:24.478	196	26.401	211	30.036	235	
5	3:01.203	1:55.891	192	26.428	203	38.884	59		14	1:40.265	43.464	198	26.091	213	30.710	229	251

ver: 1.0

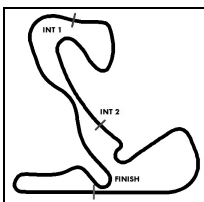
www.adac.de/motorsport

Page 5/ 7 printed: 17.8.2018 14:04



ADAC Vorteilsprogramm





ADAC GT Masters

Sector List Free Practice 1



Provisional

Circuit Zandvoort, Length: 4307m

Air temperature: 26.74°C

Track temperature: 45.59°C

Weather condition: Dry

Reg. Nr.: KNAF 0301.18.251

Friday, August 17, 2018 13:00:00

Lap	Time	SE1	SP1	SE2	SP2	SE3	SP3	TSP	Lap	Time	SE1	SP1	SE2	SP2	SE3	SP3	TSP
6	16:59.547	16:01.639	172	27.366	176	30.542	238		15	1:38.998	43.343	198	26.008	212	29.647	238	246
7	1:39.740	43.541	200	26.241	213	29.958	240	251	16	1:43.717	43.428	197	30.598	213	29.691	239	252
8	1:41.495	43.078	200	27.683	163	30.734	240	252	17	1:38.529	43.228	200	25.983	213	29.318	239	251
9	1:38.370	42.997	200	26.081	213	29.292	241	253									

48 Dontje, NLD / Buhk, DEU

theoretical besttime: 1:38.742

1	10:23.692	9:15.648	172	28.586	202	39.458	59		10	1:39.061	43.587	200	26.045	212	29.429	239	251
2	3:11.206	2:06.259	186	27.004	203	37.943	59		11	1:38.928	43.268	199	26.171	213	29.489	240	252
3	6:43.231	5:43.615	187	27.326	201	32.290	232		12	1:46.139	43.524	200	26.151	213	36.464	59	254
4	1:48.951	44.649	193	26.771	211	37.531	59	244	13	2:51.742	1:53.604	197	26.494	212	31.644	240	
5	3:11.006	1:58.752	189	27.491	205	44.763	59		14	1:39.485	43.486	197	26.305	213	29.694	240	252
6	15:27.694	14:27.984	179	27.602	198	32.108	235		15	1:39.070	43.371	200	26.125	213	29.574	239	253
7	1:40.332	44.178	196	26.237	211	29.917	236	246	16	1:43.624	43.529	194	26.596	213	33.499	241	254
8	1:39.159	43.539	200	26.138	213	29.482	238	250	17	1:39.151	43.460	200	26.216	213	29.475	240	252
9	1:39.228	43.378	199	26.126	213	29.724	236	251									

50 Frey, CHE / Geipel, DEU

theoretical besttime: 1:39.185

1	4:41.790	3:42.969	177	27.735	203	31.086	236		13	1:39.925	43.934	197	26.315	212	29.676	240	251
2	1:40.152	44.419	198	26.095	213	29.638	241	251	14	1:39.602	43.564	200	26.249	213	29.789	241	252
3	1:41.733	43.788	199	26.026	213	31.919	238	251	15	1:39.626	43.588	198	26.375	213	29.663	240	254
4	1:40.414	44.088	197	26.310	213	30.016	239	254	16	1:39.910	43.756	196	26.351	211	29.803	239	253
5	1:40.171	43.923	198	26.158	213	30.090	239	252	17	1:39.823	43.681	199	26.275	211	29.867	241	252
6	1:40.114	43.914	199	26.210	213	29.990	238	252	18	1:48.382	43.912	199	26.444	212	38.026	57	252
7	2:48.287	57.577	79	47.266	77	1:03.444	56	252	19	2:46.584	1:50.669	200	26.238	213	29.677	239	
8	5:30.982	4:32.472	176	27.453	189	31.057	235		20	1:39.976	43.791	201	26.305	211	29.880	240	254
9	1:40.122	44.120	197	26.157	211	29.845	238	250	21	1:39.551	43.521	200	26.310	211	29.720	242	254
10	1:39.986	43.627	200	26.180	213	30.179	237	251	22	1:41.055	44.942	200	26.340	212	29.773	237	254
11	3:10.569	1:15.259	71	49.057	78	1:06.253	52	251	23	1:39.555	43.656	200	26.213	212	29.686	240	252
12	12:07.577	11:09.446	187	26.846	210	31.285	237		24	1:49.255	43.782	201	26.750	145	38.723	57	252

53 Vainio, FIN / Beretta, ITA

theoretical besttime: 1:39.016

1	2:27.729	1:26.492	177	28.882	203	32.355	230		12	1:39.021	43.347	198	26.112	211	29.562	241	253
2	1:41.875	45.400	196	26.348	212	30.127	238	244	13	1:39.512	43.523	198	26.223	212	29.766	240	253
3	1:39.660	43.816	198	26.163	212	29.681	240	251	14	1:39.246	43.356	196	26.158	213	29.732	241	252
4	1:41.747	44.205	197	26.980	208	30.562	238	253	15	1:39.489	43.365	199	26.225	212	29.899	241	254
5	1:40.241	44.146	200	26.190	213	29.905	239	252	16	1:39.791	43.425	198	26.263	213	30.103	241	254
6	1:50.306	44.445	195	26.595	213	39.266	57	251	17	1:45.049	44.101	191	28.758	193	32.190	240	253
7	9:13.664	8:15.535	193	26.925	206	31.204	236		18	1:41.194	44.185	192	26.543	212	30.466	237	254
8	1:40.138	44.253	196	26.280	212	29.605	240	251	19	1:39.766	43.679	199	26.301	212	29.786	242	254
9	1:39.320	43.592	198	26.107	212	29.621	239	252	20	1:39.805	43.596	195	26.330	212	29.879	241	254
10	2:07.069	43.612	200	26.149	212	57.308	57	254	21	1:49.354	45.149	196	26.255	211	37.950	57	253
11	14:56.501	13:57.799	197	26.341	210	32.361	240		22	2:56.474	1:52.713	196	26.196	213	37.565	57	

63 Bertolotti, ITA / Caldarelli, ITA

theoretical besttime: 1:38.250

1	3:06.302	2:08.112	169	27.358	193	30.832	237		13	14:00.864	13:04.677	195	26.433	210	29.754	239	
2	1:41.493	44.752	199	26.778	209	29.963	238	217	14	1:38.831	43.336	198	26.040	211	29.455	242	251
3	1:40.371	43.278	196	27.245	213	29.848	239	251	15	1:38.445	43.155	200	25.989	212	29.301	239	254
4	1:39.612	43.250	197	26.244	213	30.118	235	252	16	1:38.608	43.198	200	25.911	214	29.499	241	252
5	1:39.618	43.624	197	26.233	212	29.761	241	250	17	1:38.487	43.184	200	26.095	212	29.208	241	253
6	1:39.287	43.451	198	26.051	213	29.785	240	253	18	1:38.549	43.381	199	25.887	213	29.281	241	253
7	1:39.115	43.390	200	26.129	213	29.596	241	254	19	1:38.483	43.230	200	26.005	213	29.248	242	254
8	2:39.454	52.989	81	46.106	79	1:00.359	59	254	20	1:45.987	43.773	199	26.208	213	36.006	59	253
9	5:04.591	4:08.608	197	26.232	211	29.751	239		21	2:51.386	1:55.141	198	26.472	211	29.773	239	
10	1:38.785	43.371	199	25.913	211	29.501	242	252	22	1:39.093	43.376	199	26.033	213	29.684	240	252
11	1:39.869	43.505	198	26.727	212	29.637	242	254	23	1:39.367	43.460	198	26.037	215	29.870	241	254
12	2:47.349	56.738	80	46.583	72	1:04.028	59	254	24	1:42.086	44.878	199	27.098	213	30.110	240	254

ver: 1.0

www.adac.de/motorsport

Page 6/ 7 printed: 17.8.2018 14:04

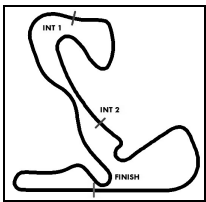


ADAC Vorteilsprogramm



Premium-Serienpartner





ADAC GT Masters

Sector List Free Practice 1



Provisional

Circuit Zandvoort, Length: 4307m

Air temperature: 26.74°C

Track temperature: 45.59°C

Weather condition: Dry

Reg. Nr.: KNAF 0301.18.251

Friday, August 17, 2018 13:00:00

Lap	Time	SE1	SP1	SE2	SP2	SE3	SP3	TSP	Lap	Time	SE1	SP1	SE2	SP2	SE3	SP3	TSP
69	Slooten, DEU / Luhr, DEU								theoretical besttime: 1:38.733								
1	5:16.202	4:16.937	156	28.143	199	31.122	234		12	1:40.474	44.080	196	26.554	215	29.840	240	251
2	1:42.562	45.610	187	26.682	212	30.270	236	247	13	1:39.435	43.604	197	25.943	215	29.888	241	252
3	1:41.623	44.879	193	26.586	213	30.158	237	249	14	1:39.129	43.324	197	26.314	215	29.491	239	251
4	1:41.657	44.601	196	26.600	214	30.456	236	250	15	1:39.067	43.425	198	26.083	214	29.559	240	252
5	1:53.422	50.062	180	28.771	208	34.589	238	250	16	1:39.045	43.299	197	26.151	214	29.595	240	252
6	2:05.189	44.644	192	26.355	213	54.190	57	251	17	1:51.294	45.884	192	26.755	212	38.655	57	252
7	5:27.384	4:30.293	193	26.849	211	30.242	234		18	4:25.416	3:27.963	190	27.365	210	30.088	235	
8	1:41.342	44.312	196	26.867	211	30.163	237	249	19	1:39.298	43.501	197	26.069	213	29.728	235	248
9	1:49.662	44.022	196	26.540	212	39.100	235	251	20	1:43.360	44.594	193	26.468	214	32.298	235	248
10	1:55.688	45.606	196	26.590	214	43.492	54	248	21	1:39.192	43.439	200	26.155	213	29.598	236	248
11	14:36.947	13:36.149	189	28.894	123	31.904	237		22	1:39.101	43.443	198	26.053	213	29.605	237	249

82	Ineichen, CHE / Engelhart, DEU								theoretical besttime: 1:38.416								
1	2:09.254	1:06.212	180	27.792	190	35.250	232		14	1:38.814	43.571	200	25.831	213	29.412	243	250
2	1:42.920	46.682	190	26.294	212	29.944	237	203	15	1:42.212	43.608	198	26.300	212	32.304	241	256
3	1:40.555	44.004	199	26.598	211	29.953	239	252	16	1:39.869	43.277	200	27.190	212	29.402	239	253
4	1:39.905	44.026	197	26.310	213	29.569	240	253	17	1:39.253	43.775	197	26.140	212	29.338	241	253
5	1:40.874	43.858	198	26.080	212	30.936	238	252	18	1:38.803	43.392	200	26.103	212	29.308	241	253
6	1:39.844	43.934	197	26.211	213	29.699	241	252	19	1:40.090	44.041	195	26.518	212	29.531	242	254
7	1:41.387	43.544	198	27.049	209	30.794	239	253	20	1:39.375	43.645	199	26.194	213	29.536	240	254
8	1:59.058	43.836	194	26.164	212	49.058	45	254	21	1:39.403	43.561	200	26.223	212	29.619	241	254
9	5:43.959	4:47.337	193	26.124	212	30.498	237		22	1:39.767	43.860	199	26.360	212	29.547	241	254
10	1:39.549	43.758	199	26.245	212	29.546	240	251	23	1:40.047	43.691	200	26.519	213	29.837	239	254
11	1:40.417	43.662	197	26.162	211	30.593	239	254	24	1:41.272	44.248	197	26.593	211	30.431	240	254
12	1:47.666	43.952	198	26.143	212	37.571	57	252	25	1:40.763	44.432	197	26.487	212	29.844	239	252
13	15:04.979	14:04.960	191	26.861	209	33.158	238										

84	Assenheimer, DEU / Marciello, ITA								theoretical besttime: 1:39.145								
1	10:40.214	9:41.254	174	27.864	207	31.096	233		10	1:41.499	43.617	197	26.309	213	31.573	237	251
2	1:41.375	44.435	196	26.787	210	30.153	234	245	11	1:39.903	43.627	198	26.268	214	30.008	237	252
3	2:09.074	44.006	197	26.550	212	58.518	59	248	12	1:50.592	44.971	196	26.674	213	38.947	59	251
4	5:55.678	4:55.058	196	27.649	139	32.971	235		13	2:59.603	2:01.953	180	27.329	209	30.321	237	
5	1:41.549	43.974	198	27.035	206	30.540	234	248	14	1:39.150	43.476	198	26.228	213	29.446	239	251
6	1:41.333	44.582	193	26.701	211	30.050	236	247	15	1:39.581	43.586	197	26.223	213	29.772	237	252
7	2:47.638	43.813	198	32.340	80	1:31.485	31	250	16	1:48.111	43.991	196	26.665	213	37.455	59	253
8	13:19.905	12:22.144	177	27.300	210	30.461	232		17	2:57.296	1:53.410	197	26.396	213	37.490	59	
9	1:39.911	43.792	197	26.320	213	29.799	238	246	18	2:57.395	1:53.024	193	26.857	211	37.514	59	

99	Renauer, DEU / Jaminet, FRA								theoretical besttime: 1:39.353								
1	4:59.028	3:48.454	136	34.158	123	36.416	161		5	1:58.881	47.164	123	30.083	151	41.634	58	251
2	1:51.312	50.326	161	28.359	133	32.627	234	173	6	9:59.890	9:03.227	196	26.424	210	30.239	238	
3	1:43.824	46.676	191	26.838	210	30.310	235	190	7	1:39.353	43.548	198	26.062	213	29.743	240	251
4	1:41.337	44.528	198	26.703	214	30.106	238	248	8	2:41.352						32	252



ADAC GT Masters

Top speed list Free Practice 1



Provisional

Reg. Nr.: KNAF 0301.18.251

Friday, August 17, 2018 13:00:00

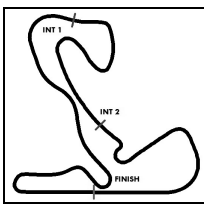
Circuit Zandvoort, Length: 4307m

Air temperature: 26.74°C

Track temperature: 45.59°C

Weather condition: Dry

#	Name (NAT)	Team	Car name	Speed	Lap	Race time
43	Victor Bouveng (SWE)	BMW Team Schnitzer (DEU)	BMW M6 GT3	257.75	4	5:36.291
12	Dries Vanthoor (BEL)	EFP by TECE (DEU)	Audi R8 LMS	257.75	4	5:37.388
42	Timo Scheider (DEU)	BMW Team Schnitzer (DEU)	BMW M6 GT3	256.53	7	11:01.042
82	Rolf Ineichen (CHE)	GRT Grasser-Racing-Team (AUT)	Lamborghini Huracan GT3	256.53	15	41:51.813
9	Christopher Dreysspring (DEU)	Honda Team Schubert Motorsport (DEU)	Honda NSX GT3	255.92	6	9:51.113
26	Jamie Green (GBR)	BWT Mücke Motorsport (DEU)	Audi R8 LMS	255.92	12	41:46.789
5	Max Hofer (AUT)	Phoenix Racing (DEU)	Audi R8 LMS	255.92	19	52:45.238
25	Christopher Haase (DEU)	BWT Mücke Motorsport (DEU)	Audi R8 LMS	255.31	5	7:27.754
14	Jens Klingmann (DEU)	MRS GT-Racing (DEU)	BMW M6 GT3	255.31	4	23:29.342
28	Kelvin van der Linde (ZAF)	Montaplast by Land-Motorsport (DEU)	Audi R8 LMS	255.31	15	42:17.363
35	Jimmy Eriksson (SWE)	Team Rosberg (DEU)	Lamborghini Huracan GT3	255.31	12	43:49.613
33	Frank Stippler (DEU)	Team ISR (CZE)	Audi R8 LMS	255.31	17	46:19.059
29	Christopher Mies (DEU)	Montaplast by Land-Motorsport (DEU)	Audi R8 LMS	254.71	4	6:26.535
63	Mirko Bortolotti (ITA)	ORANGE1 by GRT Grasser (AUT)	Lamborghini Huracan GT3	254.71	11	22:31.279
50	Philip Geipel (DEU)	YACO Racing (DEU)	Audi R8 LMS	254.71	15	43:24.067
6	Ivan Lukashovich (RUS)	Phoenix Racing (DEU)	Audi R8 LMS	254.71	15	46:25.536
21	Sebastian Asch (DEU)	Team ZAKSPEED BKK Mobil Oil Racing (DEU)	Mercedes-AMG GT3	254.71	16	52:19.188
53	Michele Beretta (ITA)	Team Rosberg (DEU)	Lamborghini Huracan GT3	254.71	20	54:03.968
48	Maximilian Buhk (DEU)	MANN-FILTER Team HTP Motorsport (DEU)	Mercedes-AMG GT3	254.71	16	57:01.567
11	Pierre Kaffer (DEU)	EFP by TECE (DEU)	Audi R8 LMS	254.11	4	5:26.382
19	Marco Mapelli (ITA)	GRT Grasser-Racing-Team (AUT)	Lamborghini Huracan GT3	254.11	7	12:58.196
17	Marc Lieb (DEU)	KÜS TEAM75 Bernhard (DEU)	Porsche 911 GT3 R	254.11	9	43:19.652
3	Nikolaj Rogivue (CHE)	Aust Motorsport (DEU)	Audi R8 LMS	254.11	5	45:22.950
18	Adrien de Leener (BEL)	KÜS TEAM75 Bernhard (DEU)	Porsche 911 GT3 R	254.11	17	53:27.579
47	Maximilian Götz (DEU)	MANN-FILTER Team HTP Motorsport (DEU)	Mercedes-AMG GT3	253.52	9	43:23.091
4	Maximilian Hackländer (DEU)	Aust Motorsport (DEU)	Audi R8 LMS	253.52	16	48:35.899
24	Markus Winkelhock (DEU)	BWT Mücke Motorsport (DEU)	Audi R8 LMS	253.52	21	52:59.661
84	Raffaele Marciello (ITA)	AutoArenA Motorsport (DEU)	Mercedes-AMG GT3	253.52	16	53:09.669
1	Marvin Kirchhöfer (DEU)	Callaway Competition (DEU)	Corvette C7 GT3	252.92	5	12:56.452
99	Robert Renauer (DEU)	Precote Herberth Motorsport (DEU)	Porsche 911 GT3 R	252.92	8	23:56.286
69	Lucas Luhr (DEU)	IronForce by RING POLICE (DEU)	Porsche 911 GT3 R	252.92	13	41:34.812
13	Sven Barth (DEU)	RWT Racing (AUT)	Corvette C7 GT3	252.33	3	22:44.374
20	Nicolai Sylvest (DNK)	Team ZAKSPEED BKK Mobil Oil Racing (DEU)	Mercedes-AMG GT3	252.33	12	43:11.041
7	Dominik Schwager (DEU)	HB Racing (AUT)	Ferrari 488 GT3	252.33	10	43:27.452



ADAC GT Masters

Pit Stops Free Practice 1



Provisional

Reg. Nr.: KNAF 0301.18.251

Friday, August 17, 2018 13:00:00

Circuit Zandvoort, Length: 4307m

Air temperature: 26.74°C

Track temperature: 45.59°C

Weather condition: Dry

Nr	Driver in	Day time in	Time in	Driver out	Day time out	Time out	Nett Time
33	Filip Salaquarda	13:02:06.832	2:06.509	Filip Salaquarda	13:03:22.398	3:22.075	1:15.566
5	Philip Ellis	13:05:48.905	5:48.582	Philip Ellis	13:07:05.581	7:05.258	1:16.676
19	Marco Mapelli	13:06:09.426	6:09.103	Marco Mapelli	13:07:57.481	7:57.158	1:48.055
4	Remo Lips	13:06:14.416	6:14.093	Remo Lips	13:06:33.773	6:33.450	19.357
43	Victor Bouveng	13:07:14.760	7:14.437	Victor Bouveng	13:09:18.664	9:18.341	2:03.904
12	Dries Vanthoor	13:08:57.991	8:57.668	Dries Vanthoor	13:11:11.364	11:11.041	2:13.373
25	Christopher Haase	13:09:13.314	9:12.991	Christopher Haase	13:12:54.837	12:54.514	3:41.523
48	Maximilian Buhk	13:10:17.924	10:17.601	Maximilian Buhk	13:11:44.846	11:44.523	1:26.922
47	Maximilian Götz	13:10:22.777	10:22.454	Maximilian Götz	13:11:46.611	11:46.288	1:23.834
53	Aaro Vainio	13:10:55.623	10:55.300	Aaro Vainio	13:18:30.315	18:29.992	7:34.692
7	Luca Ludwig	13:11:10.291	11:09.968	Luca Ludwig	13:38:09.412	38:09.089	26:59.121
6	Oscar Tunjo	13:11:17.979	11:17.656	Oscar Tunjo	13:12:39.704	12:39.381	1:21.725
29	Christopher Mies	13:11:21.829	11:21.506	Christopher Mies	13:38:15.809	38:15.486	26:53.980
99	Robert Renauer	13:12:08.427	12:08.104	Robert Renauer	13:20:33.120	20:32.797	8:24.693
11	Pierre Kaffer	13:12:09.732	12:09.409	Pierre Kaffer	13:19:05.632	19:05.309	6:55.900
35	Jimmy Eriksson	13:12:24.677	12:24.354	Jimmy Eriksson	13:21:31.781	21:31.458	9:07.104
48	Maximilian Buhk	13:13:29.127	13:28.804	Maximilian Buhk	13:18:33.237	18:32.914	5:04.110
21	Luca Stolz	13:13:57.648	13:57.325	Luca Stolz	13:18:24.808	18:24.485	4:27.160
20	Nicolai Sylvest	13:14:00.221	13:59.898	Nicolai Sylvest	13:19:15.196	19:14.873	5:14.975
26	Jamie Green	13:14:03.153	14:02.830	Jamie Green	13:22:50.959	22:50.636	8:47.806
82	Rolf Ineichen	13:14:05.827	14:05.504	Rolf Ineichen	13:18:15.841	18:15.518	4:10.014
69	Jan-Erik Slooten	13:14:14.320	14:13.997	Jan-Erik Slooten	13:18:05.975	18:05.652	3:51.655
84	Patrick Assenheimer	13:14:24.896	14:24.573	Patrick Assenheimer	13:18:41.868	18:41.545	4:16.972
5	Max Hofer	13:14:33.270	14:32.947	Max Hofer	13:18:13.395	18:13.072	3:40.125
43	Victor Bouveng	13:14:58.910	14:58.587	Victor Bouveng	13:18:17.593	18:17.270	3:18.683
42	Timo Scheider	13:15:02.255	15:01.932	Timo Scheider	13:20:28.718	20:28.395	5:26.463
6	Oscar Tunjo	13:15:05.889	15:05.566	Ivan Lukashevich	13:19:02.730	19:02.407	3:56.841
12	Dries Vanthoor	13:15:07.522	15:07.199	Dries Vanthoor	13:18:12.095	18:11.772	3:04.573
1	Marvin Kirchhöfer	13:15:15.399	15:15.076	Marvin Kirchhöfer	13:19:23.944	19:23.621	4:08.545
19	Marco Mapelli	13:15:16.614	15:16.291	Ezequiel Perez Compagnon	13:19:13.676	19:13.353	3:57.062
25	Christopher Haase	13:15:29.512	15:29.189	Christopher Haase	13:18:55.789	18:55.466	3:26.277
63	Andrea Caldarelli	13:15:39.490	15:39.167	Mirko Bortolotti	13:19:11.265	19:10.942	3:31.775
50	Rahel Frey	13:15:46.356	15:46.033	Rahel Frey	13:19:37.835	19:37.512	3:51.479
9	Christopher Dreysspring	13:16:05.606	16:05.283	Christopher Dreysspring	13:21:33.454	21:33.131	5:27.848
28	Kelvin van der Linde	13:16:09.074	16:08.751	Kelvin van der Linde	13:18:43.796	18:43.473	2:34.722
4	Remo Lips	13:16:11.278	16:10.955	Remo Lips	13:18:25.424	18:25.101	2:14.146
18	Klaus Bachler	13:16:24.086	16:23.763	Klaus Bachler	13:18:11.372	18:11.049	1:47.286
47	Maximilian Götz	13:16:25.093	16:24.770	Maximilian Götz	13:18:08.716	18:08.393	1:43.623
33	Filip Salaquarda	13:16:30.195	16:29.872	Filip Salaquarda	13:18:26.999	18:26.676	1:56.804
24	Mike David Ortmann	13:17:31.496	17:31.173	Mike David Ortmann	13:18:50.360	18:50.037	1:18.864
47	Maximilian Götz	13:19:52.687	19:52.364	Maximilian Götz	13:21:08.833	21:08.510	1:16.146
48	Maximilian Buhk	13:22:01.279	22:00.956	Maximilian Buhk	13:23:17.574	23:17.251	1:16.295
47	Maximilian Götz	13:22:53.911	22:53.588	Maximilian Götz	13:38:13.786	38:13.463	15:19.875
12	Dries Vanthoor	13:24:55.844	24:55.521	Dries Vanthoor	13:38:18.301	38:17.978	13:22.457

ver: 1.0

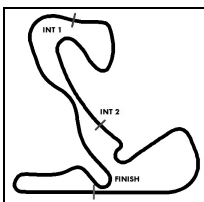
www.adac.de/motorsport

Page 1 / 4 printed: 17.8.2018 14:04



ADAC Vorteilsprogramm





ADAC GT Masters

Pit Stops Free Practice 1



Provisional

Reg. Nr.: KNAF 0301.18.251

Friday, August 17, 2018 13:00:00

Circuit Zandvoort, Length: 4307m

Air temperature: 26.74°C

Track temperature: 45.59°C

Weather condition: Dry

Nr	Driver in	Day time in	Time in	Driver out	Day time out	Time out	Nett Time
82	Rolf Ineichen	13:24:59.051	24:58.728	Rolf Ineichen	13:38:24.552	38:24.229	13:25.501
35	Jimmy Eriksson	13:25:01.744	25:01.421	Jimmy Eriksson	13:40:26.322	40:25.999	15:24.578
5	Philip Ellis	13:25:02.556	25:02.233	Philip Ellis	13:39:28.448	39:28.125	14:25.892
69	Jan-Erik Slooten	13:25:08.135	25:07.812	Lucas Luhr	13:38:04.930	38:04.607	12:56.795
43	Victor Bouveng	13:25:11.267	25:10.944	Victor Bouveng	13:38:22.097	38:21.774	13:10.830
48	Maximilian Buhk	13:25:12.302	25:11.979	Indy Dontje	13:38:57.091	38:56.768	13:44.789
9	Christopher Dreyspring	13:25:14.808	25:14.485	Christopher Dreyspring	13:38:40.175	38:39.852	13:25.367
14	Jens Klingmann	13:25:16.651	25:16.328	Jens Klingmann	13:39:06.094	39:05.771	13:49.443
21	Luca Stolz	13:25:27.087	25:26.764	Sebastian Asch	13:38:06.848	38:06.525	12:39.761
53	Aaro Vainio	13:25:35.785	25:35.462	Michele Beretta	13:38:54.921	38:54.598	13:19.136
28	Kelvin van der Linde	13:25:44.083	25:43.760	Kelvin van der Linde	13:38:54.255	38:53.932	13:10.172
33	Filip Salaquarda	13:25:47.452	25:47.129	Frank Stippler	13:39:31.814	39:31.491	13:44.362
4	Remo Lips	13:25:56.457	25:56.134	Remo Lips	13:38:45.225	38:44.902	12:48.768
99	Robert Renauer	13:26:24.530	26:24.207				
84	Patrick Assenheimer	13:26:26.437	26:26.114	Raffaele Marciello	13:38:10.486	38:10.163	11:44.049
24	Mike David Ortmann	13:26:27.935	26:27.612	Markus Winkelhock	13:39:33.880	39:33.557	13:05.945
25	Christopher Haase	13:26:40.415	26:40.092	Ricardo Feller	13:39:34.814	39:34.491	12:54.399
42	Timo Scheider	13:26:47.396	26:47.073	Timo Scheider	13:38:31.292	38:30.969	11:43.896
63	Mirko Bortolotti	13:26:50.087	26:49.764	Mirko Bortolotti	13:39:16.027	39:15.704	12:25.940
6	Ivan Lukasevich	13:26:51.994	26:51.671	Ivan Lukasevich	13:39:30.034	39:29.711	12:38.040
19	Ezequiel Perez Companc	13:26:56.294	26:55.971	Ezequiel Perez Companc	13:39:18.535	39:18.212	12:22.241
20	Nicolai Sylvest	13:27:06.617	27:06.294	Nicolai Sylvest	13:38:08.047	38:07.724	11:01.430
11	Pierre Kaffer	13:27:11.972	27:11.649	Elia Erhart	13:38:23.651	38:23.328	11:11.679
13	Sven Barth	13:27:14.979	27:14.656	Sven Barth	13:38:55.855	38:55.532	11:40.876
1	Marvin Kirchhöfer	13:27:24.252	27:23.929	Marvin Kirchhöfer	13:38:27.104	38:26.781	11:02.852
26	Jamie Green	13:27:25.862	27:25.539	Jamie Green	13:38:21.116	38:20.793	10:55.254
3	Nikolaj Rogivue	13:27:42.696	27:42.373	Nikolaj Rogivue	13:40:11.274	40:10.951	12:28.578
50	Rahel Frey	13:27:47.676	27:47.353	Philip Geipel	13:38:17.180	38:16.857	10:29.504
17	Marc Lieb	13:27:48.939	27:48.616	Marc Lieb	13:38:11.494	38:11.171	10:22.555
18	Klaus Bachler	13:27:55.534	27:55.211	Adrien de Leener	13:38:14.911	38:14.588	10:19.377
1	Marvin Kirchhöfer	13:40:12.163	40:11.840	Marvin Kirchhöfer	13:41:27.240	41:26.917	1:15.077
4	Remo Lips	13:40:34.575	40:34.252	Remo Lips	13:41:47.428	41:47.105	1:12.853
25	Ricardo Feller	13:41:19.501	41:19.178	Christopher Haase	13:42:37.299	42:36.976	1:17.798
29	Christopher Mies	13:43:18.845	43:18.522	Christopher Mies	13:45:26.973	45:26.650	2:08.128
43	Victor Bouveng	13:43:27.336	43:27.013	Victor Bouveng	13:44:42.448	44:42.125	1:15.112
25	Christopher Haase	13:44:17.046	44:16.723	Ricardo Feller	13:45:33.440	45:33.117	1:16.394
14	Jens Klingmann	13:44:28.971	44:28.648				
21	Sebastian Asch	13:44:48.303	44:47.980	Sebastian Asch	13:47:10.490	47:10.167	2:22.187
20	Nicolai Sylvest	13:44:50.777	44:50.454	Kim-Luis Schramm	13:46:06.081	46:05.758	1:15.304
13	Sven Barth	13:45:41.811	45:41.488	Sven Barth	13:47:36.068	47:35.745	1:54.257
17	Marc Lieb	13:46:36.225	46:35.902	Timo Bernhard	13:47:51.891	47:51.568	1:15.666
84	Raffaele Marciello	13:46:42.869	46:42.546	Raffaele Marciello	13:48:05.463	48:05.140	1:22.594
26	Jamie Green	13:46:43.539	46:43.216	Jamie Green	13:52:02.488	52:02.165	5:18.949
12	Dries Vanthoor	13:46:47.674	46:47.351	Dries Vanthoor	13:48:56.648	48:56.325	2:08.974
42	Timo Scheider	13:47:04.853	47:04.530	Timo Scheider	13:48:19.971	48:19.648	1:15.118

ver: 1.0

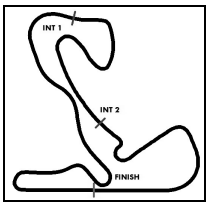
www.adac.de/motorsport

Page 2/ 4 printed: 17.8.2018 14:04



ADAC Vorteilsprogramm





ADAC GT Masters

Pit Stops Free Practice 1



Provisional

Reg. Nr.: KNAF 0301.18.251

Friday, August 17, 2018 13:00:00

Circuit Zandvoort, Length: 4307m

Air temperature: 26.74°C

Track temperature: 45.59°C

Weather condition: Dry

Nr	Driver in	Day time in	Time in	Driver out	Day time out	Time out	Nett Time
35	Jimmy Eriksson	13:47:06.066	47:05.743	Jonathan Judek	13:48:26.723	48:26.400	1:20.657
9	Christopher Dreyspring	13:47:09.337	47:09.014	Giorgio Maggi	13:48:27.731	48:27.408	1:18.394
28	Kelvin van der Linde	13:47:12.254	47:11.931	Sheldon van der Linde	13:49:46.331	49:46.008	2:34.077
5	Philip Ellis	13:48:03.472	48:03.149	Philip Ellis	13:49:19.183	49:18.860	1:15.711
1	Marvin Kirchhöfer	13:48:14.113	48:13.790	Marvin Kirchhöfer	13:50:33.283	50:32.960	2:19.170
7	Dominik Schwager	13:48:27.104	48:26.781	Dominik Schwager	13:50:28.223	50:27.900	2:01.119
3	Nikolaj Rogivue	13:48:42.177	48:41.854				
6	Ivan Lukashovich	13:49:44.994	49:44.671	Ivan Lukashovich	13:51:07.676	51:07.353	1:22.682
69	Lucas Luhr	13:49:54.118	49:53.795	Lucas Luhr	13:52:39.192	52:38.869	2:45.074
47	Maximilian Götz	13:49:55.319	49:54.996	Markus Pommer	13:51:37.656	51:37.333	1:42.337
50	Philip Geipel	13:50:02.961	50:02.638	Philip Geipel	13:51:16.850	51:16.527	1:13.889
11	Elia Erhart	13:50:25.802	50:25.479	Elia Erhart	13:51:40.399	51:40.076	1:14.597
29	Jake Dennis	13:50:28.250	50:27.927	Jake Dennis	13:52:03.172	52:02.849	1:34.922
48	Indy Dontje	13:50:42.797	50:42.474	Indy Dontje	13:51:58.718	51:58.395	1:15.921
4	Maximilian Hackländer	13:51:59.687	51:59.364	Maximilian Hackländer	13:53:04.395	53:04.072	1:04.708
7	Dominik Schwager	13:52:08.985	52:08.662	Dominik Schwager	13:53:24.930	53:24.607	1:15.945
63	Mirko Bortolotti	13:52:28.309	52:27.986	Andrea Caldarelli	13:53:43.653	53:43.330	1:15.344
5	Max Hofer	13:54:22.957	54:22.634				
13	Claudia Hürtgen	13:54:25.222	54:24.899	Claudia Hürtgen	13:56:20.470	56:20.147	1:55.248
43	Dennis Marschall	13:54:44.655	54:44.332	Victor Bouveng	13:56:00.216	55:59.893	1:15.561
84	Raffaele Marciello	13:54:49.316	54:48.993	Raffaele Marciello	13:56:04.484	56:04.161	1:15.168
4	Maximilian Hackländer	13:55:04.828	55:04.505				
7	Dominik Schwager	13:55:06.344	55:06.021	Dominik Schwager	13:56:22.099	56:21.776	1:15.755
18	Adrien de Leener	13:55:09.491	55:09.168	Klaus Bachler	13:56:24.797	56:24.474	1:15.306
25	Ricardo Feller	13:55:31.081	55:30.758	Christopher Haase	13:56:46.581	56:46.258	1:15.500
21	Sebastian Asch	13:55:38.104	55:37.781				
19	Ezequiel Perez Companc	13:55:53.315	55:52.992	Ezequiel Perez Companc	13:57:08.274	57:07.951	1:14.959
12	Dries Vanthoor	13:57:13.143	57:12.820	Florian Spengler	13:58:29.691	58:29.368	1:16.548
53	Michele Beretta	13:57:24.519	57:24.196	Aaro Vainio	13:58:39.341	58:39.018	1:14.822
1	Marvin Kirchhöfer	13:57:27.019	57:26.696	Marvin Kirchhöfer	13:58:42.300	58:41.977	1:15.281
43	Victor Bouveng	13:57:42.731	57:42.408	Victor Bouveng	13:58:57.355	58:57.032	1:14.624
84	Patrick Assenheimer	13:57:46.617	57:46.294	Raffaele Marciello	13:59:01.623	59:01.300	1:15.006
7	Dominik Schwager	13:58:04.090	58:03.767				
18	Klaus Bachler	13:58:05.646	58:05.323	Adrien de Leener	13:59:19.883	59:19.560	1:14.237
25	Christopher Haase	13:58:28.791	58:28.468				
35	Jonathan Judek	13:58:41.009	58:40.686	Jimmy Eriksson	13:59:56.723	59:56.400	1:15.714
29	Jake Dennis	13:58:52.919	58:52.596				
9	Giorgio Maggi	14:00:16.569	1:00:16.246				
53	Aaro Vainio	14:00:21.006	1:00:20.683				
1	Marvin Kirchhöfer	14:00:23.820	1:00:23.497				
43	Victor Bouveng	14:00:40.563	1:00:40.240				
84	Raffaele Marciello	14:00:43.998	1:00:43.675				
20	Kim-Luis Schramm	14:01:14.625	1:01:14.302				
6	Oscar Tunjo	14:01:18.430	1:01:18.107				
50	Philip Geipel	14:01:19.060	1:01:18.737				
24	Markus Winkelhock	14:01:28.062	1:01:27.739				

ver: 1.0

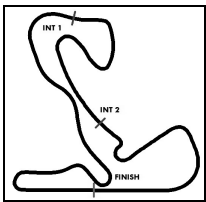
www.adac.de/motorsport

Page 3/ 4 printed: 17.8.2018 14:04



ADAC Vorteilsprogramm





ADAC GT Masters

Pit Stops Free Practice 1

Provisional

Reg. Nr.: KNAF 0301.18.251

Friday, August 17, 2018 13:00:00



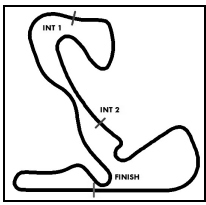
Circuit Zandvoort, Length: 4307m

Air temperature: 26.74°C

Track temperature: 45.59°C

Weather condition: Dry

Nr	Driver in	Day time in	Time in	Driver out	Day time out	Time out	Nett Time
28	Sheldon van der Linde	14:01:30.994	1:01:30.671				
35	Jimmy Eriksson	14:01:38.733	1:01:38.410				
42	Mikkel Jensen	14:01:40.125	1:01:39.802				



ADAC GT Masters

Trackin speed list Free Practice 1



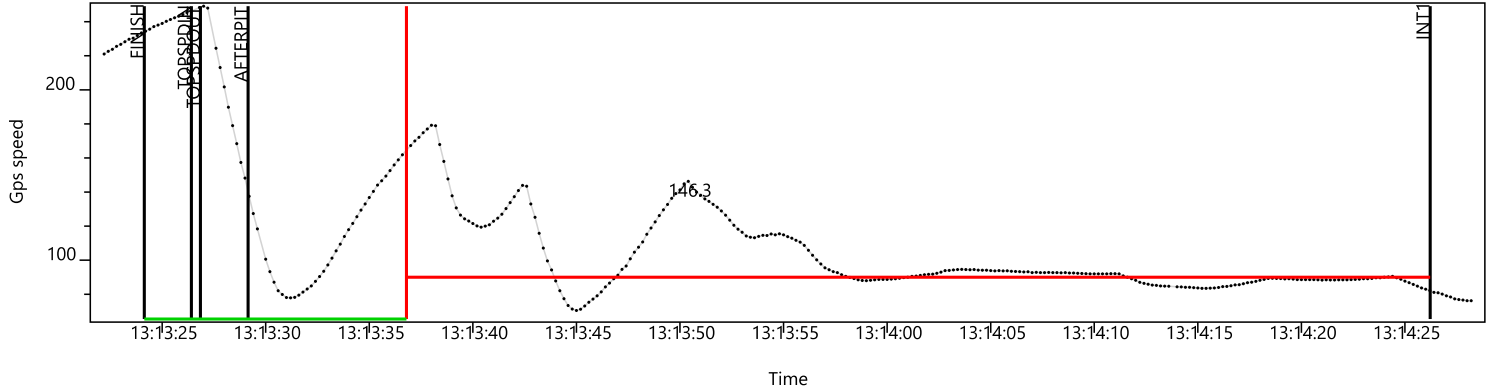
Provisional

Reg. Nr.: KNAF 0301.18.251

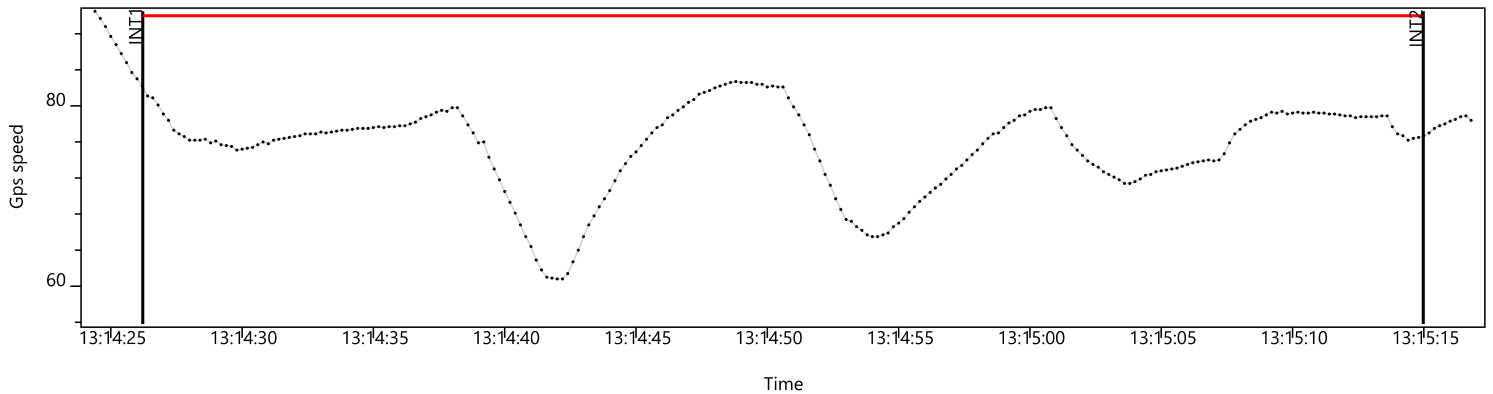
Friday, August 17, 2018 13:00:00

Circuit Zandvoort, Length: 4307m
 Air temperature: 25.02°C
 Track temperature: 43.46°C
 Weather condition: Dry

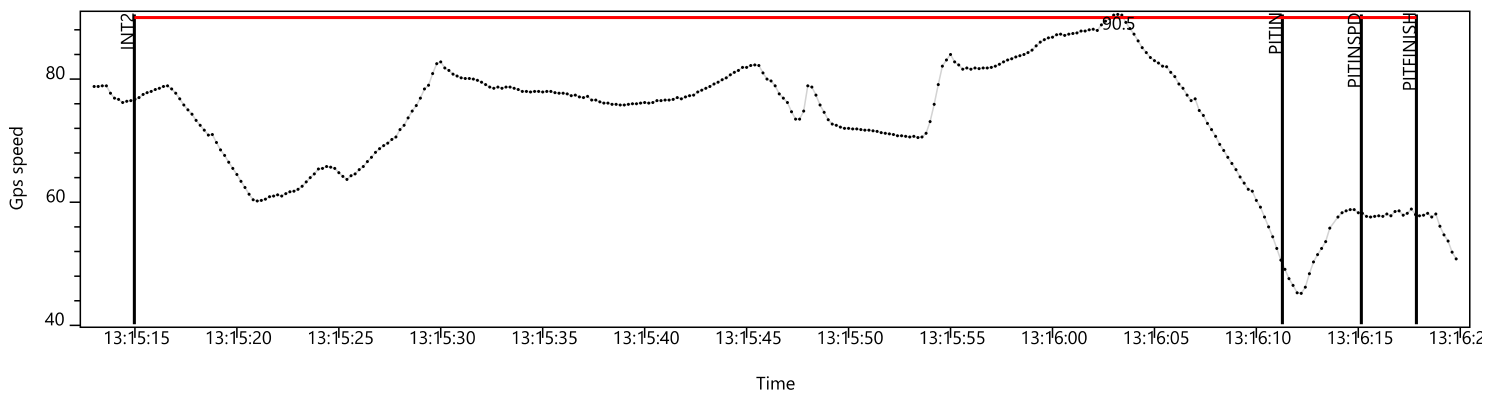
Section start: 13:13:24.138 **Section end:** 13:14:26.217 **Driver:** Remo Lips



Section start: 13:14:26.217 **Section end:** 13:15:14.975 **Driver:** Remo Lips

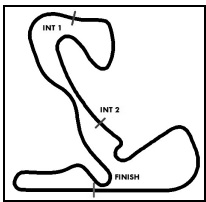


Section start: 13:15:14.975 **Section end:** 13:16:17.850 **Driver:** Remo Lips



ADAC Vorteilsprogramm





ADAC GT Masters

Trackin speed list Free Practice 1



Provisional

Reg. Nr.: KNAF 0301.18.251

Friday, August 17, 2018 13:00:00

Circuit Zandvoort, Length: 4307m

Air temperature: 25.02°C

Track temperature: 43.46°C

Weather condition: Dry

Section start: 13:16:11.278

Section end: 13:18:25.424

Driver: Remo Lips

