

Circuito de Estoril
International GT Open
Race - 2
Provisional Results



Cls	Nº	Entrant/Team	Nat	Driver 1	Nat	Status	Driver 2	Nat	Status	Vehicle	Cat	Cl	Laps	Total Time	Gap	Interval	Km/h	Best	Time	Km/h
1	51	Luzich Racing	USA	<u>Alessandro Pier Guidi</u>	ITA	Gold	Mikkel Mac	DNK	Gold	Ferrari 488 GT3	PRO	1	35	59:58.748			146.4	20	1:39.000	152.0
2	63	Imperiale Racing	ITA	Giovanni Venturini	ITA	Gold	<u>Jeroen Mul</u>	NLD	Silver	Lamborghini Huracan GT3	PRO	2	35	1:00:05.510	6.762	6.762	146.1	21	1:39.195	151.7
3	25	Imperiale Racing	ITA	<u>Riccardo Agostini</u>	ITA	Gold	Rik Breukers	DEU	Silver	Lamborghini Huracan GT3	PRO	3	35	1:00:06.009	7.261	0.499	146.1	21	1:39.321	151.5
4	6	Vincenzo Sospiri Racing	ITA	<u>Nicolas Costa</u>	BRA	Silver	Kang Ling	CHN	Silver	Lamborghini Huracan GT3	PRO	4	35	1:00:09.745	10.997	3.736	145.9	21	1:39.444	151.3
5	11	RS Racing	ITA	<u>Daniele Di Amato</u>	ITA	Silver	Andrea Montermini	ITA	Gold	Ferrari 488 GT3	PRO	5	35	1:00:09.871	11.123	0.126	145.9	23	1:39.148	151.8
6	12	Ombra Racing	ITA	Fernando Rees	BRA	Gold	<u>Damiano Fioravanti</u>	ITA	Silver	Lamborghini Huracan GT3	PRO	6	35	1:00:32.396	33.648	22.525	145.0	22	1:39.512	151.2
7	16	Drivex School	ESP	Marcelo Hahn	BRA	Bronze	<u>Allam Khodair</u>	BRA	Gold	Mercedes AMG GT3	PROAM	1	35	1:00:34.789	36.041	2.393	144.9	4	1:40.299	150.1
8	3	RACE / BMW Team Teo Martín	ESP	Lourenço Beirão da Veiga	PRT	Silver	<u>Juan Cruz Álvarez</u>	ARG	Silver	BMW M6 GT3	PRO	7	35	1:00:48.491	49.743	13.702	144.4	19	1:40.618	149.6
9	27	Daiko Lazarus Racing	ITA	Fabrizio Crestani	ITA	Silver	<u>Miguel Ramos</u>	PTR	Bronze	Lamborghini Huracan GT3	PROAM	2	35	1:00:48.722	49.974	0.231	144.4	18	1:39.516	151.2
10	71	Luzich Racing	USA	<u>Alexander West</u>	SWE	Bronze	Michele Rugolo	ITA	Gold	Ferrari 488 GT3	PROAM	3	35	1:00:49.165	50.417	0.443	144.3	19	1:39.666	151.0
11	19	Imperiale Racing	ITA	<u>Jiatong Liang</u>	CHN	Bronze	Raffaele Giammaria	ITA	Gold	Lamborghini Huracan GT3	PROAM	4	35	1:00:49.674	50.926	0.509	144.3	20	1:39.446	151.3
12	28	Daiko Lazarus Racing	ITA	<u>Toby Sowery</u>	GBR	Silver	Giuseppe Cipriani	ITA	Bronze	Lamborghini Huracan GT3	PROAM	5	35	1:01:09.864	1:11.116	20.190	143.5	4	1:40.530	149.7
13	20	SPS Automotive Performance	DEU	<u>Valentin Pierburg</u>	DEU	Bronze	Tom Onslow-Cole	GBR	Gold	Mercedes AMG GT3	PROAM	6	35	1:01:11.779	1:13.031	1.915	143.5	20	1:41.446	148.4
14	66	Vincenzo Sospiri Racing	ITA	<u>Giulio Borlenghi</u>	BRA	Bronze	Andrzej Lewandowski	POL	Bronze	Lamborghini Huracan GT3	AM	1	35	1:01:35.768	1:37.020	23.989	142.5	19	1:41.869	147.7
15	96	Optimum Motorsport	GBR	<u>Bradley Ellis</u>	GBR	Silver	Oliver Wilkinson	GBR	Bronze	Audi R8 LMS	PROAM	7	35	1:01:42.113	1:43.365	6.345	142.3	5	1:40.378	149.9
16	7	RACE / BMW Team Teo Martín	ESP	Márcio Basso	BRA	Bronze	<u>Thiago Marques</u>	BRA	Bronze	BMW M6 GT3	AM	2	35	1:01:43.122	1:44.374	1.009	142.2	6	1:41.610	148.1
17	9	ARC Bratislava by VSR	SVK	Miro Konôpka	SVK	Bronze	<u>Konstantíns Calko</u>	LVA	Bronze	Lamborghini Huracan GT3	AM	3	35	1:01:43.523	1:44.775	0.401	142.2	6	1:40.386	149.9
18	99	Sports and You	PRT	António Coimbra	PRT	Bronze	<u>Luis Silva</u>	PRT	Bronze	Mercedes AMG GT3	AM	4	35	1:01:47.367	1:48.619	3.844	142.1	28	1:40.639	149.5
19	74	HTP Motorsport / MS Racing	AUT	Alexander Hrachowina	AUT	Bronze	<u>Martin Konrad</u>	AUT	Bronze	Mercedes AMG GT3	AM	5	34	1:00:00.042	1 Lap	1 Lap	142.1	6	1:41.113	148.8
20	24	Krypton Motorsport	ITA	<u>Mario Cordoni</u>	ITA	Bronze	Marco Zanuttini	ITA	Bronze	Mercedes AMG GT3	AM	6	34	1:00:33.445	1 Lap	33.403	140.8	26	1:42.646	146.6
21	62	Drivex School	ESP	Jamie Campbell-Walter	GBR	Platinum	<u>Ferdinand Habsburg</u>	AUT	Silver	Mercedes AMG GT3	PRO	8	33	1:01:21.633	2 Laps	1 Lap	134.9	21	1:39.865	150.7
Not classified: (Requirements: 75% of number laps of leader = 27 Laps)																				
47	RACE / BMW Team Teo Martín	ESP	Fran Rueda	ESP	Silver	<u>Andrés Saravia</u>	GTM	Silver	BMW M6 GT3	PRO	9	25	44:05.063	10 Laps	8 Laps	142.2	19	1:39.647	151.0	

Fastest lap Pier Guidi - Mac in 1:39.000 at 152.1 Km/h in lap 20

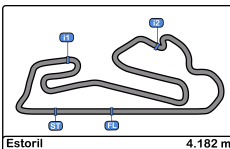
CAR 7 12 SECONDS TIME PENALTY TO ADD RACE TIME HANDICAP
 CAR 25 1 SECOND ADDED TO RACE TIME TRACK LIMITS

Published at:.....

Track Temp: **23.3 °C** Air Temp: **17.2 °C** Humidity: **67 %** Track Status: **WET**

Stewards:	Race Director:	Timekeeper:





Circuito de Estoril
 International GT Open
 Race - 2
 Provisional Results



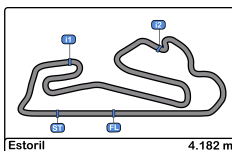
CAR 99 2 SECONDS TIME PENALTY TO ADD RACE TIME HANDICAP

Published at:.....

Track Temp: 23.3 °C Air Temp: 17.2 °C Humidity: 67 % Track Status: WET

Stewards:	Race Director:	Timekeeper: 
-----------	----------------	------------------------------------------------------------------------------------------------------





Circuito de Estoril
International GT Open
Race - 2
Provisional Results by Class



Cls	Nº	Entrant/Team	Nat	Driver 1	Nat	Status	Driver 2	Nat	Status	Vehicle	Cat	Cl	Laps	Total Time	Gap	Interval	Km/h	Best	Time	Km/h
PRO																				
1	51	Luzich Racing	USA	<u>Alessandro Pier Guidi</u>	ITA	Gold	Mikkel Mac	DNK	Gold	Ferrari 488 GT3	PRO	1	35	59:58.748			146.4	20	1:39.000	152.0
2	63	Imperiale Racing	ITA	Giovanni Venturini	ITA	Gold	<u>Jeroen Mul</u>	NLD	Silver	Lamborghini Huracan GT3	PRO	2	35	1:00:05.510	6.762	6.762	146.1	21	1:39.195	151.7
3	25	Imperiale Racing	ITA	<u>Riccardo Agostini</u>	ITA	Gold	Rik Breukers	DEU	Silver	Lamborghini Huracan GT3	PRO	3	35	1:00:06.009	7.261	0.499	146.1	21	1:39.321	151.5
4	6	Vincenzo Sospiri Racing	ITA	<u>Nicolas Costa</u>	BRA	Silver	Kang Ling	CHN	Silver	Lamborghini Huracan GT3	PRO	4	35	1:00:09.745	10.997	3.736	145.9	21	1:39.444	151.3
5	11	RS Racing	ITA	<u>Daniele Di Amato</u>	ITA	Silver	Andrea Montermini	ITA	Gold	Ferrari 488 GT3	PRO	5	35	1:00:09.871	11.123	0.126	145.9	23	1:39.148	151.8
6	12	Ombra Racing	ITA	Fernando Rees	BRA	Gold	<u>Damiano Fioravanti</u>	ITA	Silver	Lamborghini Huracan GT3	PRO	6	35	1:00:32.396	33.648	22.525	145.0	22	1:39.512	151.2
7	3	RACE / BMW Team Teo	ESP	Lourenço Beirão da Veiga	PRT	Silver	<u>Juan Cruz Álvarez</u>	ARG	Silver	BMW M6 GT3	PRO	7	35	1:00:48.491	49.743	16.095	144.4	19	1:40.618	149.6
8	62	Drivex School	ESP	Jamie Campbell-Walter	GBR	Platinum	<u>Ferdinand Habsburg</u>	AUT	Silver	Mercedes AMG GT3	PRO	8	33	1:01:21.633	2 Laps	2 Laps	134.9	21	1:39.865	150.7
Not classified: (Requirements: 75% of number laps of leader = 27 Laps)																				
47	RACE / BMW Team Teo	ESP	Fran Rueda	ESP	Silver	<u>Andrés Saravia</u>	GTM	Silver	BMW M6 GT3	PRO	9	25	44:05.063	10 Laps	8 Laps	142.2	19	1:39.647	151.0	
PROAM																				
1	16	Drivex School	ESP	Marcelo Hahn	BRA	Bronze	<u>Allam Khodair</u>	BRA	Gold	Mercedes AMG GT3	PROAM	1	35	1:00:34.789			144.9	4	1:40.299	150.1
2	27	Daiko Lazarus Racing	ITA	Fabrizio Crestani	ITA	Silver	<u>Miguel Ramos</u>	PTR	Bronze	Lamborghini Huracan GT3	PROAM	2	35	1:00:48.722	49.974	13.933	144.4	18	1:39.516	151.2
3	71	Luzich Racing	USA	<u>Alexander West</u>	SWE	Bronze	Michele Rugolo	ITA	Gold	Ferrari 488 GT3	PROAM	3	35	1:00:49.165	50.417	0.443	144.3	19	1:39.666	151.0
4	19	Imperiale Racing	ITA	<u>Jiatong Liang</u>	CHN	Bronze	Raffaele Giammaria	ITA	Gold	Lamborghini Huracan GT3	PROAM	4	35	1:00:49.674	50.926	0.509	144.3	20	1:39.446	151.3
5	28	Daiko Lazarus Racing	ITA	<u>Toby Sowery</u>	GBR	Silver	Giuseppe Cipriani	ITA	Bronze	Lamborghini Huracan GT3	PROAM	5	35	1:01:09.864	1:11.116	20.190	143.5	4	1:40.530	149.7
6	20	SPS Automotive	DEU	<u>Valentin Pierburg</u>	DEU	Bronze	Tom Onslow-Cole	GBR	Gold	Mercedes AMG GT3	PROAM	6	35	1:01:11.779	1:13.031	1.915	143.5	20	1:41.446	148.4
7	96	Optimum Motorsport	GBR	<u>Bradley Ellis</u>	GBR	Silver	Oliver Wilkinson	GBR	Bronze	Audi R8 LMS	PROAM	7	35	1:01:42.113	1:43.365	30.334	142.3	5	1:40.378	149.9
AM																				
1	66	Vincenzo Sospiri Racing	ITA	<u>Giulio Borlenghi</u>	BRA	Bronze	Andrzej Lewandowski	POL	Bronze	Lamborghini Huracan GT3	AM	1	35	1:01:35.768			142.5	19	1:41.869	147.7
2	7	RACE / BMW Team Teo	ESP	Márcio Basso	BRA	Bronze	<u>Thiago Marques</u>	BRA	Bronze	BMW M6 GT3	AM	2	35	1:01:43.122	1:44.374	7.354	142.2	6	1:41.610	148.1
3	9	ARC Bratislava by VSR	SVK	Miro Konôpka	SVK	Bronze	<u>Konstantins Calko</u>	LVA	Bronze	Lamborghini Huracan GT3	AM	3	35	1:01:43.523	1:44.775	0.401	142.2	6	1:40.386	149.9
4	99	Sports and You	PRT	António Coimbra	PRT	Bronze	<u>Luis Silva</u>	PRT	Bronze	Mercedes AMG GT3	AM	4	35	1:01:47.367	1:48.619	3.844	142.1	28	1:40.639	149.5
5	74	HTP Motorsport / MS Racing	AUT	Alexander Hrachowina	AUT	Bronze	<u>Martin Konrad</u>	AUT	Bronze	Mercedes AMG GT3	AM	5	34	1:00:00.042	1 Lap	1 Lap	142.1	6	1:41.113	148.8
6	24	Krypton Motorsport	ITA	<u>Mario Cordini</u>	ITA	Bronze	Marco Zanuttini	ITA	Bronze	Mercedes AMG GT3	AM	6	34	1:00:33.445	1 Lap	33.403	140.8	26	1:42.646	146.6

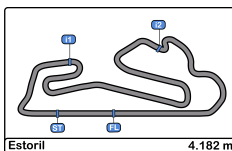
Fastest lap Pier Guidi - Mac in 1:39.000 at 152.1 Km/h in lap 20

Published at:.....

Track Temp: **23.3 °C** Air Temp: **17.2 °C** Humidity: **67 %** Track Status: **WET**

Stewards:	Race Director:	Timekeeper:





Circuito de Estoril
International GT Open

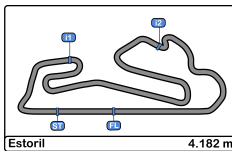
Race - 2

Provisional Classification by Driver Fastest Lap



Clas	Nº	Entrant/Team	Nat	Vehicle	Driver	Nat	Status	Cat	Clas	Laps	Best	Time	Gap	Interval	Km/h
1	51	Luzich Racing	USA	Ferrari 488 GT3	Mikkel Mac	DNK	Gold	PRO	1	17	2	1:39.000			152.0
2	11	RS Racing	ITA	Ferrari 488 GT3	Andrea Montermini	ITA	Gold	PRO	2	16	4	1:39.148	0.148	0.148	151.8
3	63	Imperiale Racing	ITA	Lamborghini Huracan GT3	Giovanni Venturini	ITA	Gold	PRO	3	17	3	1:39.195	0.195	0.047	151.7
4	25	Imperiale Racing	ITA	Lamborghini Huracan GT3	Rik Breukers	DEU	Silver	PRO	4	20	6	1:39.321	0.321	0.126	151.5
5	6	Vincenzo Sospiri Racing	ITA	Lamborghini Huracan GT3	Kang Ling	CHN	Silver	PRO	5	17	3	1:39.444	0.444	0.123	151.3
6	19	Imperiale Racing	ITA	Lamborghini Huracan GT3	Raffaele Giammaria	ITA	Gold	PROAM	1	19	4	1:39.446	0.446	0.002	151.3
7	11	RS Racing	ITA	Ferrari 488 GT3	Daniele Di Amato	ITA	Silver	PRO	6	19	7	1:39.507	0.507	0.061	151.2
8	51	Luzich Racing	USA	Ferrari 488 GT3	Alessandro Pier Guidi	ITA	Gold	PRO	7	18	6	1:39.511	0.511	0.004	151.2
9	12	Ombra Racing	ITA	Lamborghini Huracan GT3	Fernando Rees	BRA	Gold	PRO	8	16	3	1:39.512	0.512	0.001	151.2
10	27	Daiko Lazarus Racing	ITA	Lamborghini Huracan GT3	Fabrizio Crestani	ITA	Silver	PROAM	2	20	3	1:39.516	0.516	0.004	151.2
11	47	RACE / BMW Team Teo Martín	ESP	BMW M6 GT3	Fran Rueda	ESP	Silver	PRO	9	10	4	1:39.647	0.647	0.131	151.0
12	71	Luzich Racing	USA	Ferrari 488 GT3	Michele Rugolo	ITA	Gold	PROAM	3	21	5	1:39.666	0.666	0.019	151.0
13	6	Vincenzo Sospiri Racing	ITA	Lamborghini Huracan GT3	Nicolas Costa	BRA	Silver	PRO	10	18	6	1:39.731	0.731	0.065	150.9
14	63	Imperiale Racing	ITA	Lamborghini Huracan GT3	Jeroen Mul	NLD	Silver	PRO	11	18	5	1:39.772	0.772	0.041	150.8
15	62	Drivex School	ESP	Mercedes AMG GT3	Jamie Campbell-Walter	GBR	Platinum	PRO	12	16	4	1:39.865	0.865	0.093	150.7
16	25	Imperiale Racing	ITA	Lamborghini Huracan GT3	Riccardo Agostini	ITA	Gold	PRO	13	15	3	1:40.149	1.149	0.284	150.3
17	16	Drivex School	ESP	Mercedes AMG GT3	Allam Khodair	BRA	Gold	PROAM	4	20	4	1:40.299	1.299	0.150	150.1
18	96	Optimum Motorsport	GBR	Audi R8 LMS	Bradley Ellis	GBR	Silver	PROAM	5	19	5	1:40.378	1.378	0.079	149.9
19	9	ARC Bratislava by VSR	SVK	Lamborghini Huracan GT3	Konstantíns Calko	LVA	Bronze	AM	1	19	6	1:40.386	1.386	0.008	149.9
20	12	Ombra Racing	ITA	Lamborghini Huracan GT3	Damiano Fioravanti	ITA	Silver	PRO	14	19	5	1:40.494	1.494	0.108	149.8
21	28	Daiko Lazarus Racing	ITA	Lamborghini Huracan GT3	Toby Sowery	GBR	Silver	PROAM	6	18	4	1:40.530	1.530	0.036	149.7
22	3	RACE / BMW Team Teo Martín	ESP	BMW M6 GT3	Lourenço Beirão da Veiga	PRT	Silver	PRO	15	20	4	1:40.618	1.618	0.088	149.6
23	99	Sports and You	PRT	Mercedes AMG GT3	António Coimbra	PRT	Bronze	AM	2	21	14	1:40.639	1.639	0.021	149.5
24	96	Optimum Motorsport	GBR	Audi R8 LMS	Oliver Wilkinson	GBR	Bronze	PROAM	7	16	4	1:40.743	1.743	0.104	149.4
25	62	Drivex School	ESP	Mercedes AMG GT3	Ferdinand Habsburg	AUT	Silver	PRO	16	17	6	1:40.846	1.846	0.103	149.2
26	3	RACE / BMW Team Teo Martín	ESP	BMW M6 GT3	Juan Cruz Álvarez	ARG	Silver	PRO	17	15	6	1:40.868	1.868	0.022	149.2
27	16	Drivex School	ESP	Mercedes AMG GT3	Marcelo Hahn	BRA	Bronze	PROAM	8	15	6	1:40.974	1.974	0.106	149.0
28	27	Daiko Lazarus Racing	ITA	Lamborghini Huracan GT3	Miguel Ramos	PTR	Bronze	PROAM	9	15	7	1:41.092	2.092	0.118	148.9
29	74	HTP Motorsport / MS Racing	AUT	Mercedes AMG GT3	Martin Konrad	AUT	Bronze	AM	3	19	6	1:41.113	2.113	0.021	148.8
30	20	SPS Automotive Performance	DEU	Mercedes AMG GT3	Tom Onslow-Cole	GBR	Gold	PROAM	10	20	5	1:41.446	2.446	0.333	148.4
31	47	RACE / BMW Team Teo Martín	ESP	BMW M6 GT3	Andrés Saravia	GTM	Silver	PRO	18	15	8	1:41.451	2.451	0.005	148.3
32	7	RACE / BMW Team Teo Martín	ESP	BMW M6 GT3	Thiago Marques	BRA	Bronze	AM	4	19	6	1:41.610	2.610	0.159	148.1





Circuito de Estoril
International GT Open

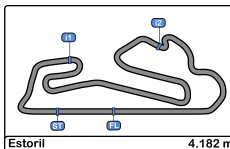
Race - 2

Provisional Classification by Driver Fastest Lap



Clas	Nº	Entrant/Team	Nat	Vehicle	Driver	Nat	Status	Cat	Clas	Laps	Best	Time	Gap	Interval	Km/h
33	28	Daiko Lazarus Racing	ITA	Lamborghini Huracan GT3	Giuseppe Cipriani	ITA	Bronze	PROAM	11	17	3	1:41.806	2.806	0.196	147.8
34	66	Vincenzo Sospiri Racing	ITA	Lamborghini Huracan GT3	Andrzej Lewandowski	POL	Bronze	AM	5	19	3	1:41.869	2.869	0.063	147.7
35	20	SPS Automotive Performance	DEU	Mercedes AMG GT3	Valentin Pierburg	DEU	Bronze	PROAM	12	15	3	1:42.005	3.005	0.136	147.5
36	19	Imperiale Racing	ITA	Lamborghini Huracan GT3	Jiatong Liang	CHN	Bronze	PROAM	13	16	6	1:42.300	3.300	0.295	147.1
37	66	Vincenzo Sospiri Racing	ITA	Lamborghini Huracan GT3	Giulio Borlenghi	BRA	Bronze	AM	6	16	9	1:42.320	3.320	0.020	147.1
38	71	Luzich Racing	USA	Ferrari 488 GT3	Alexander West	SWE	Bronze	PROAM	14	14	9	1:42.454	3.454	0.134	146.9
39	24	Krypton Motorsport	ITA	Mercedes AMG GT3	Marco Zanuttini	ITA	Bronze	AM	7	19	11	1:42.646	3.646	0.192	146.6
40	74	HTP Motorsport / MS Racing	AUT	Mercedes AMG GT3	Alexander Hrachowina	AUT	Bronze	AM	8	15	15	1:42.993	3.993	0.347	146.1
41	24	Krypton Motorsport	ITA	Mercedes AMG GT3	Mario Cordoni	ITA	Bronze	AM	9	15	7	1:43.018	4.018	0.025	146.1
42	7	RACE / BMW Team Teo Martín	ESP	BMW M6 GT3	Márcio Basso	BRA	Bronze	AM	10	16	6	1:43.228	4.228	0.210	145.8
43	99	Sports and You	PRT	Mercedes AMG GT3	Luis Silva	PRT	Bronze	AM	11	14	9	1:43.789	4.789	0.561	145.0
44	9	ARC Bratislava by VSR	SVK	Lamborghini Huracan GT3	Miro Konôpka	SVK	Bronze	AM	12	16	14	1:43.886	4.886	0.097	144.9



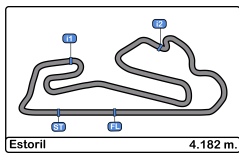


Circuito de Estoril
International GT Open
Race - 2
Distance and Speed Average



Cls	Nº	Entrant/Team	Nat	Driver 1	Nat	Status	Driver 2	Nat	Status	Vehicle	Cat	Cls	Laps	Distance	Total Time	Km/h
1	51	Luzich Racing	USA	<u>Alessandro Pier Guidi</u>	ITA	Gold	Mikkel Mac	DNK	Gold	Ferrari 488 GT3	PRO	1	35	146.37	59:58.748	146.4
2	63	Imperiale Racing	ITA	Giovanni Venturini	ITA	Gold	<u>Jeroen Mul</u>	NLD	Silver	Lamborghini Huracan GT3	PRO	2	35	146.37	1:00:05.510	146.1
3	25	Imperiale Racing	ITA	<u>Riccardo Agostini</u>	ITA	Gold	Rik Breukers	DEU	Silver	Lamborghini Huracan GT3	PRO	3	35	146.37	1:00:06.009	146.1
4	6	Vincenzo Sospiri Racing	ITA	<u>Nicolas Costa</u>	BRA	Silver	Kang Ling	CHN	Silver	Lamborghini Huracan GT3	PRO	4	35	146.37	1:00:09.745	145.9
5	11	RS Racing	ITA	<u>Daniele Di Amato</u>	ITA	Silver	Andrea Montermini	ITA	Gold	Ferrari 488 GT3	PRO	5	35	146.37	1:00:09.871	145.9
6	12	Ombra Racing	ITA	Fernando Rees	BRA	Gold	<u>Damiano Fioravanti</u>	ITA	Silver	Lamborghini Huracan GT3	PRO	6	35	146.37	1:00:32.396	145.0
7	16	Drivex School	ESP	Marcelo Hahn	BRA	Bronze	<u>Allam Khodair</u>	BRA	Gold	Mercedes AMG GT3	PROAM	1	35	146.37	1:00:34.789	144.9
8	3	RACE / BMW Team Teo Martín	ESP	Lourenço Beirão da Veiga	PRT	Silver	<u>Juan Cruz Álvarez</u>	ARG	Silver	BMW M6 GT3	PRO	7	35	146.37	1:00:48.491	144.4
9	27	Daiko Lazarus Racing	ITA	Fabrizio Crestani	ITA	Silver	<u>Miguel Ramos</u>	PTR	Bronze	Lamborghini Huracan GT3	PROAM	2	35	146.37	1:00:48.722	144.4
10	71	Luzich Racing	USA	<u>Alexander West</u>	SWE	Bronze	Michele Rugolo	ITA	Gold	Ferrari 488 GT3	PROAM	3	35	146.37	1:00:49.165	144.3
11	19	Imperiale Racing	ITA	<u>Jiatong Liang</u>	CHN	Bronze	Raffaele Giammaria	ITA	Gold	Lamborghini Huracan GT3	PROAM	4	35	146.37	1:00:49.674	144.3
12	28	Daiko Lazarus Racing	ITA	<u>Toby Sowery</u>	GBR	Silver	Giuseppe Cipriani	ITA	Bronze	Lamborghini Huracan GT3	PROAM	5	35	146.37	1:01:09.864	143.5
13	20	SPS Automotive Performance	DEU	<u>Valentin Pierburg</u>	DEU	Bronze	Tom Onslow-Cole	GBR	Gold	Mercedes AMG GT3	PROAM	6	35	146.37	1:01:11.779	143.5
14	66	Vincenzo Sospiri Racing	ITA	<u>Giulio Borlenghi</u>	BRA	Bronze	Andrzej Lewandowski	POL	Bronze	Lamborghini Huracan GT3	AM	1	35	146.37	1:01:35.768	142.5
15	96	Optimum Motorsport	GBR	<u>Bradley Ellis</u>	GBR	Silver	Oliver Wilkinson	GBR	Bronze	Audi R8 LMS	PROAM	7	35	146.37	1:01:42.113	142.3
16	7	RACE / BMW Team Teo Martín	ESP	Márcio Basso	BRA	Bronze	<u>Thiago Marques</u>	BRA	Bronze	BMW M6 GT3	AM	2	35	146.37	1:01:43.122	142.2
17	9	ARC Bratislava by VSR	SVK	Miro Konôpka	SVK	Bronze	<u>Konstantíns Calko</u>	LVA	Bronze	Lamborghini Huracan GT3	AM	3	35	146.37	1:01:43.523	142.2
18	99	Sports and You	PRT	António Coimbra	PRT	Bronze	<u>Luis Silva</u>	PRT	Bronze	Mercedes AMG GT3	AM	4	35	146.37	1:01:47.367	142.1
19	74	HTP Motorsport / MS Racing	AUT	Alexander Hrachowina	AUT	Bronze	<u>Martin Konrad</u>	AUT	Bronze	Mercedes AMG GT3	AM	5	34	142.18	1:00:00.042	142.1
20	24	Krypton Motorsport	ITA	<u>Mario Cordoni</u>	ITA	Bronze	Marco Zanuttini	ITA	Bronze	Mercedes AMG GT3	AM	6	34	142.18	1:00:33.445	140.8
21	62	Drivex School	ESP	Jamie Campbell-Walter	GBR	Platinum	<u>Ferdinand Habsburg</u>	AUT	Silver	Mercedes AMG GT3	PRO	8	33	138.00	1:01:21.633	134.9
Not classified: (Requirements: 75% of number laps of leader = 27 Laps)																
47		RACE / BMW Team Teo Martín	ESP	Fran Rueda	ESP	Silver	<u>Andrés Saravia</u>	GTM	Silver	BMW M6 GT3	PRO	9	25	104.55	44:05.063	142.2





Circuito de Estoril
International GT Open
Race - 2
Lap Analysis



25	1	1:42.884	20.220	49.419	33.245	257.7	43:44.093	4	2	1:42.368	20.949	49.408	32.011	260.8	6:59.000
26	1	1:43.013	21.367	49.338	32.308	257.7	45:27.106	5	2	1:42.684	21.374	49.362	31.948	259.6	8:41.684
27	1	1:41.963	20.349	49.137	32.477	257.7	47:09.069	6	2	1:41.485	20.759	48.957	31.769	258.3	10:23.169
28	1	1:41.401	20.407	49.201	31.793	258.9	48:50.470	7	2	1:41.675	20.841	49.021	31.813	258.9	12:04.844
29	1	1:42.860	20.601	49.146	33.113	258.3	50:33.330	8	2	1:41.451	20.519	49.073	31.859	259.6	13:46.295
30	1	1:41.522	20.414	48.900	32.208	254.1	52:14.852	9	2	1:41.751	20.672	49.267	31.812	258.3	15:28.046
31	1	1:42.832	20.455	49.698	32.679	257.1	53:57.684	10	2	1:41.667	20.564	49.357	31.746	259.6	17:09.713
32	1	1:42.041	20.755	49.162	32.124	256.5	55:39.725	11	2	1:41.794	20.496	49.444	31.854	258.3	18:51.507
33	1	1:42.400	20.633	49.629	32.138	259.6	57:22.125	12	2	1:43.214	21.392	49.680	32.142	258.3	20:34.721
34	1	1:43.701	21.457	49.697	32.547	258.3	59:05.826	13	2	1:42.678	20.879	49.526	32.273	259.6	22:17.399
35	1	1:42.896	20.683	49.715	32.498	257.7	1:00:48.722	14	2	1:42.587	20.636	49.733	32.218	259.6	23:59.986

28

1	Toby Sowery	PROAM	Lamborghini Huracan GT3	15	2	1:48.116	P	20.698	49.724	37.694	258.9	25:48.102
2	Giuseppe Cipriani	Daiko Lazarus Racing		16	1	2:46.288		1:25.126	49.771	31.391		28:34.390
				17	1	1:42.028		20.494	49.423	32.111	258.3	30:16.418
				18	1	1:40.663		20.256	48.843	31.564	257.1	31:57.081
				19	1	1:39.647		20.168	48.172	31.307	257.1	33:36.728
				20	1	1:39.661		20.002	48.253	31.406	257.7	35:16.389
				21	1	1:39.930		20.069	48.321	31.540	258.9	36:56.319
				22	1	1:39.915		20.102	48.400	31.413	259.6	38:36.234
				23	1	1:40.714		20.259	48.753	31.702	258.9	40:16.948
				24	1	1:42.061		20.494	49.172	32.395	260.8	41:59.009
				25	1	2:06.054	P	20.650	49.268	56.136	261.5	44:05.063

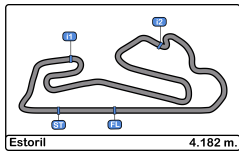
51

1	Alessandro Pier Guidi	PRO	Ferrari 488 GT3	1	1	1:43.267	23.299	48.828	31.140	234.7	1:43.267	
2	Mikkel Mac	Luzich Racing		2	1	1:40.006	20.352	48.468	31.186	257.7	3:23.273	
				3	1	1:40.111	20.519	48.356	31.236	257.1	5:03.384	
				4	1	1:39.929	20.732	48.061	31.136	258.3	6:43.313	
				5	1	1:39.642	20.031	48.118	31.493	257.1	8:22.955	
				6	1	1:39.511	19.987	48.206	31.318	256.5	10:02.466	
				7	1	1:39.542	19.952	48.170	31.420	256.5	11:42.008	
				8	1	1:39.875	19.964	48.323	31.588	257.1	13:21.883	
				9	1	1:40.113	19.983	48.563	31.567	257.7	15:01.996	
				10	1	1:40.079	20.024	48.472	31.583	256.5	16:42.075	
				11	1	1:40.377	20.313	48.482	31.582	257.1	18:22.452	
				12	1	1:40.662	20.440	48.545	31.677	256.5	20:03.114	
				13	1	1:40.609	20.138	48.700	31.771	255.9	21:43.723	
				14	1	1:40.417	19.991	48.754	31.672	255.9	23:24.140	
				15	1	1:40.736	20.152	48.694	31.890	256.5	25:04.876	
				16	1	1:40.554	20.194	48.677	31.683	255.9	26:45.430	
				17	1	1:40.775	20.144	48.783	31.848	256.5	28:26.205	
				18	1	1:46.232	P	20.450	48.893	36.889	256.5	30:12.437
				19	2	2:57.791	1:38.359	48.280	31.152		33:10.228	
				20	2	1:39.000	19.863	47.920	31.217	256.5	34:49.228	
				21	2	1:39.097	19.978	47.969	31.150	257.1	36:28.325	
				22	2	1:40.344	19.933	48.437	31.974	257.7	38:08.669	
				23	2	1:40.150	20.021	48.486	31.643	258.9	39:48.819	
				24	2	1:41.352	20.702	49.248	31.402	258.3	41:30.171	
				25	2	1:39.385	19.913	48.075	31.397	258.3	43:09.556	
				26	2	1:39.172	19.973	47.929	31.270	257.7	44:48.728	
				27	2	1:39.705	20.210	48.168	31.327	257.7	46:28.433	
				28	2	1:40.294	20.243	48.521	31.530	257.7	48:08.727	
				29	2	1:40.729	20.606	48.901	31.222	257.1	49:49.456	
				30	2	1:40.685	20.222	48.913	31.550	258.9	51:30.141	
				31	2	1:41.405	20.428	49.265	31.712	257.7	53:11.546	

47

1	Fran Rueda	PRO	BMW M6 GT3	1	2	1:49.744	25.534	51.225	32.985	242.1	1:49.744
2	Andrés Saravia	RACE / BMW Team Teo Martin		2	2	1:42.254	20.809	49.425	32.020	260.8	3:31.998
				3	2	1:44.634	20.987	50.042	33.605	259.6	5:16.632





Circuito de Estoril
International GT Open
Race - 2
Lap Analysis

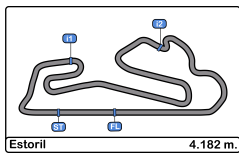


29	2	1:41.779	20.320	49.402	32.057	257.1	50:10.678
30	2	1:41.699	20.403	49.293	32.003	257.1	51:52.377
31	2	1:41.963	20.641	49.289	32.033	257.1	53:34.340
32	2	1:41.553	20.636	48.756	32.161	255.3	55:15.893
33	2	1:42.004	20.512	49.413	32.079	255.9	56:57.897
34	2	1:48.153	21.248	52.528	34.377	255.3	58:46.050
35	2	2:56.063	21.328	1:38.228	56.507	247.1	1:01:42.113

99 1 António Coimbra AM Mercedes AMG GT3
 2 Luis Silva Sports and You

Lap	D	Time	Sector 1	Sector 2	Sector 3	T. Spd	Elapsed
1	2	1:57.242	29.218	52.866	35.158	229.2	1:57.242
2	2	1:47.367	21.792	51.847	33.728	253.5	3:44.609
3	2	1:45.573	21.139	51.044	33.390	253.5	5:30.182
4	2	1:45.260	21.067	51.024	33.169	255.3	7:15.442
5	2	1:45.731	21.257	50.791	33.683	253.5	9:01.173
6	2	1:45.106	20.981	50.739	33.386	254.1	10:46.279
7	2	1:44.718	20.935	50.658	33.125	255.9	12:30.997
8	2	1:44.779	21.022	50.589	33.168	254.7	14:15.776
9	2	1:43.789	20.874	50.227	32.688	255.3	15:59.565
10	2	1:44.235	20.949	50.189	33.097	255.3	17:43.800
11	2	1:44.727	20.912	50.121	33.694	254.7	19:28.527
12	2	1:44.806	20.828	50.341	33.637	254.1	21:13.333
13	2	1:44.529	21.023	50.119	33.387	254.1	22:57.862
14	2	1:50.620 P	20.869	50.296	39.455	253.5	24:48.482
15	1	2:56.890	1:32.246	51.612	33.032		27:45.372
16	1	1:42.728	20.726	49.826	32.176	254.1	29:28.100
17	1	1:42.746	20.530	49.830	32.386	256.5	31:10.846
18	1	1:42.234	20.581	49.634	32.019	255.9	32:53.080
19	1	1:41.358	20.316	49.165	31.877	255.9	34:34.438
20	1	1:42.315	20.381	49.441	32.493	256.5	36:16.753
21	1	1:41.968	20.664	49.393	31.911	257.7	37:58.721
22	1	1:41.249	20.267	48.995	31.987	255.3	39:39.970
23	1	1:41.699	20.579	49.426	31.694	255.3	41:21.669
24	1	1:41.322	20.397	49.137	31.788	256.5	43:02.991
25	1	1:41.310	20.504	49.030	31.776	255.9	44:44.301
26	1	1:41.306	20.330	48.985	31.991	256.5	46:25.607
27	1	1:40.855	20.302	48.832	31.721	257.1	48:06.462
28	1	1:40.639	20.250	48.785	31.604	257.7	49:47.101
29	1	1:41.298	20.510	49.068	31.720	257.7	51:28.399
30	1	1:41.578	20.416	49.016	32.146	257.7	53:09.977
31	1	1:41.218	20.355	48.823	32.040	257.1	54:51.195
32	1	1:41.061	20.263	48.799	31.999	257.7	56:32.256
33	1	1:43.270	20.474	49.666	33.130	257.7	58:15.526
34	1	1:43.085	20.391	50.168	32.526	258.3	59:58.611
35	1	1:48.756	21.066	53.276	34.414	260.8	1:01:47.367



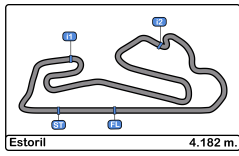


Circuito de Estoril
International GT Open
Race - 2
Analysis by Lap



Num	Lap Time	Gap	7	1:42.505	11.885	16	1:40.299	08.718	Num	Lap Time	Gap	7	1:41.773	24.566
Lap 1			20	1:43.052	13.546	6	1:39.909	11.268	Lap 6			12	1:41.844	25.073
63	1:42.869		71	1:43.820	15.082	11	1:40.536	12.177	51	1:39.511		20	1:42.122	26.952
51	1:43.267	00.398	19	1:44.918	15.843	74	1:41.592	14.331	63	1:39.930	01.629	19	1:43.585	32.315
28	1:44.740	01.871	12	1:44.878	16.278	3	1:41.853	14.813	28	1:40.739	05.683	66	1:42.525	33.862
96	1:45.356	02.487	66	1:44.654	16.904	47	1:42.368	15.687	96	1:40.644	06.066	71	1:42.875	35.033
25	1:46.307	03.438	24	1:45.205	17.716	62	1:42.100	15.960	25	1:40.404	06.370	24	1:43.018	36.331
9	1:47.004	04.135	99	1:47.367	21.747	27	1:42.772	16.645	9	1:40.386	09.130	99	1:44.718	48.989
74	1:48.246	05.377	Num Lap Time Gap			7	1:43.189	17.261	16	1:40.388	10.326	Num Lap Time Gap		
6	1:48.595	05.726	Lap 3			20	1:42.692	17.792	6	1:39.731	11.684	Lap 8		
16	1:48.794	05.925	63	1:40.244		12	1:40.867	20.398	11	1:39.653	12.685	51	1:39.875	
47	1:49.744	06.875	51	1:40.111	00.278	19	1:43.356	22.821	74	1:41.113	17.896	63	1:40.680	03.511
3	1:49.871	07.002	28	1:40.833	03.152	71	1:43.833	23.751	3	1:40.868	18.284	28	1:41.226	08.128
11	1:50.313	07.444	96	1:40.523	03.615	66	1:43.448	24.094	62	1:40.846	19.103	96	1:41.692	09.286
27	1:50.904	08.035	25	1:40.149	04.102	24	1:44.245	25.563	47	1:41.485	20.703	25	1:41.541	09.459
62	1:51.308	08.439	9	1:41.083	06.237	99	1:45.260	32.129	27	1:41.809	21.579	9	1:41.144	11.550
7	1:52.242	09.373	16	1:40.809	08.626	Num Lap Time Gap			7	1:41.610	22.335	16	1:41.061	12.382
20	1:53.356	10.487	6	1:43.369	11.566	Lap 5			12	1:41.032	22.771	6	1:40.889	12.905
19	1:53.787	10.918	11	1:42.242	11.848	51	1:39.642		20	1:42.984	24.372	11	1:40.445	13.220
71	1:54.124	11.255	74	1:45.271	12.946	63	1:39.772	01.210	19	1:42.300	28.272	74	1:41.502	21.313
12	1:54.262	11.393	3	1:44.116	13.167	28	1:40.622	04.455	66	1:42.452	30.879	3	1:41.827	21.908
66	1:55.112	12.243	47	1:44.634	13.526	96	1:40.378	04.933	71	1:43.846	31.700	62	1:41.960	22.600
24	1:55.373	12.504	62	1:43.218	14.067	25	1:40.291	05.477	24	1:43.241	32.855	47	1:41.451	24.412
99	1:57.242	14.373	27	1:43.653	14.080	9	1:40.975	08.255	99	1:45.106	43.813	27	1:41.947	25.201
Num Lap Time Gap			7	1:42.638	14.279	16	1:40.373	09.449	Num Lap Time Gap			12	1:41.341	26.539
Lap 2			20	1:42.005	15.307	6	1:39.838	11.464	Lap 7			7	1:42.669	27.360
63	1:39.993		19	1:44.073	19.672	11	1:40.008	12.543	51	1:39.542		20	1:42.892	29.969
51	1:40.006	00.411	12	1:43.704	19.738	74	1:41.605	16.294	63	1:40.619	02.706	19	1:42.748	35.188
28	1:40.685	02.563	71	1:45.287	20.125	3	1:41.756	16.927	28	1:40.636	06.777	66	1:42.637	36.624
96	1:40.842	03.336	66	1:44.193	20.853	62	1:41.450	17.768	96	1:40.945	07.469	71	1:42.632	37.790
25	1:40.752	04.197	24	1:44.053	21.525	47	1:42.684	18.729	25	1:40.965	07.793	24	1:43.847	40.303
9	1:41.256	05.398	99	1:45.573	27.076	27	1:42.278	19.281	9	1:40.693	10.281	99	1:44.779	53.893
74	1:42.535	07.919	Num Lap Time Gap			7	1:42.617	20.236	16	1:40.412	11.196	Num Lap Time Gap		
16	1:42.129	08.061	Lap 4			20	1:42.749	20.899	6	1:39.749	11.891	Lap 9		
6	1:42.708	08.441	51	1:39.929		12	1:40.494	21.250	11	1:39.507	12.650	51	1:40.113	
47	1:42.254	09.136	63	1:41.287	01.080	19	1:42.304	25.483	74	1:41.332	19.686	63	1:40.426	03.824
3	1:42.286	09.295	28	1:40.530	03.475	71	1:43.256	27.365	3	1:41.214	19.956	28	1:41.296	09.311
11	1:42.399	09.850	96	1:40.789	04.197	66	1:43.486	27.938	62	1:40.954	20.515	96	1:40.967	10.140
27	1:42.629	10.671	25	1:40.933	04.828	24	1:43.204	29.125	47	1:41.675	22.836	25	1:41.098	10.444
62	1:42.647	11.093	9	1:40.892	06.922	99	1:45.731	38.218	27	1:41.092	23.129	9	1:40.859	12.296



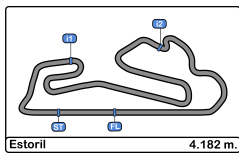


Circuito de Estoril
International GT Open
Race - 2
Analysis by Lap



Num	Lap Time	Gap	Num	Lap Time	Gap	Num	Lap Time	Gap	Num	Lap Time	Gap
16	1:41.268	13.537	27	1:42.458	33.742	9	1:42.725	18.706	51	1:40.554	
6	1:41.341	14.133	7	1:42.638	35.874	11	1:41.563	21.811	63	1:41.099	07.090
11	1:41.236	14.343	20	1:42.611	39.011	16	1:42.601	22.404	28	1:41.652	16.737
74	1:41.568	22.768	19	1:43.156	45.256	3	1:42.347	32.241	96	1:41.622	18.494
3	1:42.035	23.830	66	1:42.898	45.465	62	1:42.298	32.656	6	1:41.102	19.078
62	1:41.961	24.448	71	1:42.807	47.580	12	1:42.030	33.033	9	1:41.722	21.001
47	1:41.751	26.050	24	1:44.279	54.404	74	1:42.695	35.429	11	1:40.965	22.522
27	1:41.854	26.942	99	1:44.806	1:10.219	47	1:42.587	35.846	16	1:41.301	24.412
12	1:41.201	27.627	6	1:41.503	16.264	27	1:42.285	36.523	71	2:46.379	1 Lap
7	1:42.058	29.305	16	1:43.086	17.417	7	1:42.952	40.270	12	1:40.937	35.102
20	1:42.583	32.439	11	1:42.931	17.875	20	1:42.543	43.525	62	1:41.698	36.029
19	1:42.741	37.816	74	1:42.036	26.251	66	1:42.799	52.069	74	1:42.264	39.032
66	1:42.320	38.831	3	1:41.695	26.404	19	1:43.084	52.758	7	1:43.014	44.725
71	1:42.454	40.131	62	1:41.747	26.963	71	1:49.497	1:01.081	99	2:56.890	1 Lap
24	1:43.407	43.597	47	1:41.794	29.055	24	1:45.369	1:03.517	19	1:52.035	1:06.756
99	1:43.789	57.569	12	1:40.626	29.400	99	1:50.620	1:24.342	66	1:53.843	1:07.465
Num	Lap Time	Gap	27	1:43.530	31.946	6	1:41.417	16.863	25	2:42.894	1:23.015
Lap 10			7	1:42.757	33.898	16	1:42.435	20.220	Num	Lap Time	Gap
51	1:40.079		20	1:42.496	37.062	11	1:42.500	20.665	Lap 15		
63	1:40.508	04.253	19	1:42.777	42.762	3	1:42.019	30.311	51	1:40.736	
28	1:41.300	10.532	66	1:42.508	43.229	62	1:42.110	30.775	63	1:41.234	06.545
96	1:41.376	11.437	71	1:42.630	45.435	12	1:41.465	31.420	28	1:41.750	15.639
25	1:41.723	12.088	24	1:43.745	50.787	74	1:43.366	33.151	96	1:41.509	17.426
9	1:41.173	13.390	99	1:44.727	1:06.075	47	1:42.678	33.676	6	1:41.054	18.530
16	1:41.250	14.708	Num	Lap Time	Gap	27	1:41.522	34.655	9	1:41.863	19.833
6	1:41.084	15.138	Lap 12		7	1:42.470	37.735	25	1:46.026	20.675	
11	1:41.057	15.321	51	1:40.662		20	1:42.997	41.399	11	1:41.036	22.111
74	1:41.903	24.592	63	1:40.788	04.530	66	1:44.831	49.687	16	1:41.997	23.665
3	1:41.335	25.086	28	1:41.898	12.682	19	1:45.444	50.091	12	1:42.422	34.719
62	1:41.224	25.593	25	1:41.337	13.859	71	1:45.030	52.001	62	1:42.965	34.885
47	1:41.667	27.638	96	1:42.527	14.519	24	1:44.770	58.565	74	1:42.629	37.322
27	1:41.930	28.793	9	1:41.734	15.398	99	1:44.529	1:14.139	3	1:48.513	40.018
12	1:41.603	29.151	6	1:40.453	16.055	Num	Lap Time	Gap	7	1:42.731	42.265
7	1:42.292	31.518	16	1:41.639	18.394	Lap 14			47	1:48.116	43.226
20	1:42.583	34.943	11	1:41.561	18.774	51	1:40.417		27	1:49.618	45.405
19	1:42.625	40.362	3	1:43.159	28.901	63	1:41.829	06.047	20	1:49.022	51.811
66	1:42.346	41.098	62	1:42.973	29.274	28	1:41.683	14.625	66	1:42.843	54.176
71	1:43.130	43.182	74	1:44.805	30.394	25	1:41.168	15.385	19	1:43.253	55.275
24	1:43.901	47.419	12	1:41.826	30.564	96	1:41.673	16.653	24	1:53.148	1:15.929
99	1:44.235	1:01.725	47	1:43.214	31.607	6	1:41.766	18.212	Num	Lap Time	Gap
									Lap 16		
									25	1:40.317	1:22.557
									3	1:41.192	1:44.522



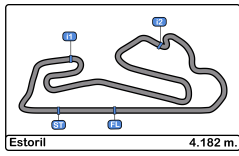


Circuito de Estoril
International GT Open
Race - 2
Analysis by Lap



Num	Lap Time	Gap	99	1:42.234	1 Lap	Num	Lap Time	Gap	19	1:40.406	49.350	16	1:41.223	21.837
Lap 18			25	1:39.898	53.350	Lap 21			7	1:43.766	50.546	28	1:42.593	27.800
51	1:46.232		51	2:57.791	55.031	25	1:39.321		9	1:46.444	52.912	3	1:42.072	28.627
47	1:42.028	1 Lap	63	2:52.577	58.979	51	1:39.097	00.465	74	1:44.165	56.796	47	1:42.061	28.838
27	1:39.606	1 Lap	6	2:48.195	1:07.978	63	1:39.195	04.875	20	1:41.713	56.850	62	1:41.275	29.193
63	1:47.715	09.162	28	2:54.745	1:10.741	96	1:42.000	11.939	66	1:42.376	1:04.835	27	1:40.851	31.038
96	1:42.778	16.048	3	1:40.618	1:17.156	6	1:39.444	15.677	99	1:41.249	1:31.606	12	1:40.404	31.373
9	1:42.060	18.093	47	1:39.647	1:21.531	11	1:40.368	17.983	24	1:42.904	1:35.070	71	1:39.795	44.291
11	1:41.557	18.458	62	1:40.866	1:22.736	16	2:42.392	20.479	Num Lap Time Gap			19	1:39.990	47.769
28	1:47.162	18.756	27	1:39.894	1:23.855	28	1:41.806	22.643	Lap 23			7	1:43.299	55.514
71	1:41.186	1 Lap	71	1:39.666	1:38.388	3	1:40.922	26.186	25	1:40.167		20	1:42.449	59.249
16	1:42.505	22.287	19	1:40.446	1:42.836	47	1:39.930	28.459	51	1:40.150	00.288	9	1:45.738	1:01.483
6	1:48.950	22.543	20	1:42.181	1:45.405	62	1:39.865	29.866	63	1:39.676	03.107	74	1:43.069	1:02.237
20	1:42.051	1 Lap	Num Lap Time Gap			27	1:40.225	31.247	96	1:40.743	12.879	66	1:42.352	1:08.355
19	2:45.369	1 Lap	Lap 20			12	1:40.171	34.140	6	1:40.005	14.715	99	1:41.322	1:32.820
66	2:49.643	1 Lap	16	1:49.306		71	1:41.129	46.593	11	1:39.148	15.789	Num Lap Time Gap		
12	1:41.355	30.638	66	1:41.869	1 Lap	9	1:46.255	46.972	16	1:41.385	22.254	Lap 25		
74	1:43.514	38.335	24	1:43.342	1 Lap	7	1:45.647	47.284	28	1:42.418	26.847	51	1:39.385	
7	1:43.285	44.797	99	1:41.358	1 Lap	19	1:39.829	49.448	3	1:41.484	28.195	24	1:44.086	1 Lap
24	1:44.320	1 Lap	25	1:39.992	42.592	74	1:45.396	53.135	47	1:40.714	28.417	25	1:40.388	01.973
99	1:42.746	1 Lap	51	1:39.000	43.281	20	1:41.453	55.641	62	1:40.172	29.558	63	1:40.496	02.469
25	1:39.887	1:16.212	63	1:39.364	47.593	66	1:41.974	1:02.963	27	1:40.572	31.827	6	1:40.597	14.104
3	1:41.008	1:39.298	96	2:42.602	51.852	99	1:41.968	1:30.861	12	1:39.628	32.609	11	1:40.640	15.013
62	2:48.638	1:44.630	6	1:40.918	58.146	24	1:43.999	1:32.670	71	1:40.271	46.136	96	1:42.835	15.832
47	1:40.663	1:44.644	11	2:47.994	59.528	Num Lap Time Gap			19	1:40.236	49.419	16	1:41.399	23.851
27	1:39.516	1:46.721	28	1:42.759	1:02.750	Lap 22			7	1:43.476	53.855	62	1:43.874	33.682
71	1:40.255	2:01.482	3	1:40.771	1:07.177	25	1:40.504		9	1:44.640	57.385	3	1:44.975	34.217
Num Lap Time Gap			47	1:39.661	1:10.442	51	1:40.344	00.305	20	1:41.757	58.440	27	1:42.884	34.537
Lap 19			62	1:39.928	1:11.914	63	1:39.227	03.598	74	1:44.179	1:00.808	12	1:42.743	34.731
96	1:46.712		27	1:39.830	1:12.935	96	1:40.868	12.303	66	1:42.975	1:07.643	28	1:54.002	42.417
16	1:41.917	01.444	12	2:50.554	1:15.882	6	1:39.704	14.877	99	1:41.699	1:33.138	71	1:39.902	44.808
11	1:46.586	02.284	9	3:09.613	1:22.630	11	1:39.329	16.808	24	1:43.152	1:38.055	19	1:39.916	48.300
19	1:40.032	1 Lap	7	2:41.595	1:23.550	16	1:41.061	21.036	Num Lap Time Gap			47	2:06.054	55.507
20	1:42.856	1 Lap	71	1:39.739	1:27.377	28	1:42.457	24.596	Lap 24			7	1:43.228	59.357
9	1:48.434	03.767	74	2:55.611	1:29.652	3	1:41.196	26.878	51	1:41.352		20	1:41.466	1:01.330
66	1:42.358	1 Lap	19	1:39.446	1:31.532	47	1:39.915	27.870	25	1:42.610	00.970	9	1:44.280	1:06.378
12	1:48.200	16.078	20	1:41.446	1:36.101	62	1:40.191	29.553	63	1:39.891	01.358	74	1:44.234	1:07.086
74	1:49.216	24.791	66	1:42.084	1:42.902	27	1:40.679	31.422	96	1:41.143	12.382	66	1:43.230	1:12.200
7	1:50.668	32.705	24	1:43.679	2:10.584	12	1:39.512	33.148	6	1:39.817	12.892	99	1:41.310	1:34.745
24	1:43.238	1 Lap	99	1:42.315	2:10.806	71	1:39.943	46.032	11	1:39.609	13.758			



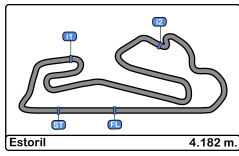


Circuito de Estoril
International GT Open
Race - 2
Analysis by Lap



Num	Lap Time	Gap	20	1:41.686	1:06.346	12	1:41.214	36.736	6	1:41.122	14.506	99	1:41.061	1:39.981
Lap 26			7	1:45.712	1:10.206	3	1:42.175	42.981	11	1:41.251	14.805	Num Lap Time Gap		
51	1:39.172		9	1:45.126	1:18.078	27	1:42.860	43.874	24	1:43.791	1 Lap	Lap 33		
25	1:41.035	03.836	66	1:43.376	1:18.630	71	1:39.983	45.838	96	1:41.963	22.794	51	1:41.549	
63	1:40.990	04.287	74	1:45.534	1:19.089	19	1:40.162	50.395	16	1:42.148	32.147	25	1:41.982	07.106
24	1:44.747	1 Lap	99	1:40.855	1:38.029	28	1:42.846	58.524	12	1:40.444	36.574	63	1:41.950	07.508
6	1:39.926	14.858	Num Lap Time Gap			20	1:41.840	1:08.632	62	1:41.266	37.698	6	1:40.779	13.870
11	1:39.763	15.604	Lap 28			7	1:44.067	1:17.045	3	1:42.917	45.898	11	1:40.699	14.127
96	1:41.316	17.976	51	1:40.294		66	1:42.905	1:25.479	27	1:42.832	46.138	96	1:42.004	24.073
16	1:40.974	25.653	25	1:40.472	04.967	9	1:44.964	1:27.316	71	1:42.306	46.436	24	1:43.851	1 Lap
62	1:40.548	35.058	63	1:40.411	05.534	74	1:44.467	1:28.000	19	1:41.071	49.706	16	1:42.094	34.438
12	1:40.322	35.881	24	1:44.557	1 Lap	99	1:41.298	1:38.943	28	1:43.324	1:03.348	12	1:40.137	34.975
3	1:42.931	37.976	6	1:40.247	15.044	Num Lap Time Gap			20	1:41.927	1:10.243	3	1:42.441	48.083
27	1:43.013	38.378	11	1:40.159	15.370	Lap 30			7	1:44.268	1:22.908	27	1:42.400	48.301
71	1:40.845	46.481	96	1:40.840	20.172	51	1:40.685		66	1:42.879	1:29.390	71	1:42.428	48.599
28	1:44.437	47.682	16	1:41.749	29.038	25	1:41.040	06.581	9	1:44.958	1:34.852	19	1:40.904	49.279
19	1:40.204	49.332	62	1:40.657	35.816	63	1:40.858	07.075	74	1:44.929	1:35.557	28	1:43.701	1:08.049
7	1:44.014	1:04.199	12	1:40.500	36.251	6	1:40.518	14.789	99	1:41.218	1:39.649	20	1:42.165	1:12.151
20	1:42.207	1:04.365	3	1:41.569	41.535	11	1:40.233	14.959	Num Lap Time Gap			7	1:43.610	1:28.414
9	1:45.451	1:12.657	27	1:41.401	41.743	24	1:43.287	1 Lap	Lap 32			66	1:44.030	1:34.365
74	1:45.346	1:13.260	71	1:40.041	46.584	96	1:41.699	22.236	51	1:40.729		9	1:43.886	1:40.630
66	1:41.931	1:14.959	19	1:40.121	50.962	16	1:41.738	31.404	25	1:41.173	06.673	99	1:43.270	1:41.702
99	1:41.306	1:36.879	28	1:43.659	56.407	12	1:41.484	37.535	63	1:41.011	07.107	Num Lap Time Gap		
Num Lap Time Gap			20	1:41.469	1:07.521	62	1:42.142	37.837	6	1:40.863	14.640	Lap 34		
Lap 27			7	1:43.795	1:13.707	3	1:42.090	44.386	11	1:40.901	14.977	51	1:42.047	
51	1:39.705		9	1:45.297	1:23.081	27	1:41.522	44.711	96	1:41.553	23.618	74	1:46.151	1 Lap
25	1:40.658	04.789	66	1:44.967	1:23.303	71	1:40.382	45.535	24	1:44.875	1 Lap	25	1:41.947	07.006
63	1:40.835	05.417	74	1:45.467	1:24.262	19	1:40.330	50.040	16	1:42.475	33.893	63	1:42.073	07.534
24	1:42.646	1 Lap	99	1:40.639	1:38.374	28	1:43.590	1:01.429	12	1:40.542	36.387	6	1:40.807	12.630
6	1:39.938	15.091	Num Lap Time Gap			20	1:41.774	1:09.721	62	1:41.155	38.124	11	1:40.813	12.893
11	1:39.606	15.505	Lap 29			7	1:43.685	1:20.045	3	1:42.022	47.191	96	1:48.153	30.179
96	1:41.355	19.626	51	1:40.729		66	1:43.122	1:27.916	27	1:42.041	47.450	24	1:43.739	1 Lap
16	1:41.635	27.583	25	1:41.988	06.226	9	1:44.668	1:31.299	71	1:42.013	47.720	12	1:41.402	34.330
62	1:40.100	35.453	63	1:42.097	06.902	74	1:44.718	1:32.033	19	1:40.947	49.924	16	1:43.359	35.750
12	1:39.869	36.045	6	1:40.641	14.956	99	1:41.578	1:39.836	28	1:43.278	1:05.897	3	1:43.655	49.691
3	1:41.989	40.260	11	1:40.770	15.411	Num Lap Time Gap			20	1:42.021	1:11.535	27	1:43.701	49.955
27	1:41.963	40.636	24	1:44.493	1 Lap	Lap 31			7	1:44.174	1:26.353	71	1:43.669	50.221
71	1:40.061	46.837	96	1:41.779	21.222	51	1:41.405		66	1:43.223	1:31.884	19	1:43.555	50.787
19	1:41.508	51.135	16	1:42.042	30.351	25	1:41.053	06.229	9	1:44.170	1:38.293	28	1:43.608	1:09.610
28	1:45.065	53.042	62	1:41.293	36.380	63	1:41.155	06.825	74	1:43.795	1:38.623	20	1:42.207	1:12.311





Circuito de Estoril
International GT Open
Race - 2
Analysis by Lap



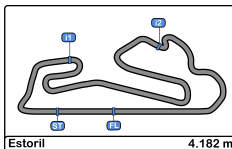
7	1:43.955	1:30.322
66	1:43.659	1:35.977
9	1:43.965	1:42.548
99	1:43.085	1:42.740

Num	Lap Time	Gap
-----	----------	-----

Lap 35

51	1:42.877	
74	1:42.993	1 Lap
63	1:42.105	06.762
25	1:43.132	07.261
6	1:41.244	10.997
11	1:41.107	11.123
12	1:42.195	33.648
24	1:46.787	1 Lap
16	1:43.168	36.041
3	1:42.929	49.743
27	1:42.896	49.974
71	1:43.073	50.417
19	1:43.016	50.926
28	1:44.383	1:11.116
20	1:43.597	1:13.031
62	5:51.234	2 Laps
66	1:43.920	1:37.020
96	2:56.063	1:43.365
7	1:56.929	1:44.374
9	1:45.104	1:44.775
99	1:48.756	1:48.619



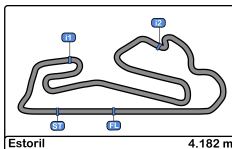


Circuito de Estoril
International GT Open
Race - 2
Best Sectors Results



Sector - 1				Sector - 2			Sector - 3			Ideal Lap vs Best Lap					
Clas	Nº	Driver	Time	Nº	Driver	Time	Nº	Driver	Time	Clas	Nº	Driver	Ideal Lap	Best Lap	Clas
1	63	Venturini - Mul	19.844	27	Crestani - Ramos	47.617	63	Venturini - Mul	31.129	1	63	Venturini - Mul	1:38.800	1:39.195	3
2	51	Pier Guidi - Mac	19.863	63	Venturini - Mul	47.827	51	Pier Guidi - Mac	31.136	2	27	Crestani - Ramos	1:38.912	1:39.516	8
3	71	West - Rugolo	19.909	51	Pier Guidi - Mac	47.920	62	Campbell-Walter - Habsburg	31.205	3	51	Pier Guidi - Mac	1:38.919	1:39.000	1
4	11	Di Amato - Montermini	19.931	11	Di Amato - Montermini	47.944	19	Liang - Giammaria	31.228	4	11	Di Amato - Montermini	1:39.148	1:39.148	2
5	25	Agostini - Breukers	19.938	6	Costa - Ling	47.991	25	Agostini - Breukers	31.250	5	25	Agostini - Breukers	1:39.240	1:39.321	4
6	19	Liang - Giammaria	19.972	12	Rees - Fioravanti	47.999	6	Costa - Ling	31.261	6	6	Costa - Ling	1:39.252	1:39.444	5
7	27	Crestani - Ramos	19.977	25	Agostini - Breukers	48.052	11	Di Amato - Montermini	31.273	7	19	Liang - Giammaria	1:39.325	1:39.446	6
8	12	Rees - Fioravanti	19.981	71	West - Rugolo	48.081	47	Rueda - Saravia	31.307	8	12	Rees - Fioravanti	1:39.393	1:39.512	7
9	6	Costa - Ling	20.000	19	Liang - Giammaria	48.125	27	Crestani - Ramos	31.318	9	71	West - Rugolo	1:39.403	1:39.666	10
10	47	Rueda - Saravia	20.002	47	Rueda - Saravia	48.172	96	Ellis - Wilkinson	31.323	10	47	Rueda - Saravia	1:39.481	1:39.647	9
11	16	Hahn - Khodair	20.139	62	Campbell-Walter - Habsburg	48.267	12	Rees - Fioravanti	31.413	11	62	Campbell-Walter - Habsburg	1:39.640	1:39.865	11
12	62	Campbell-Walter - Habsburg	20.168	16	Hahn - Khodair	48.330	71	West - Rugolo	31.413	12	16	Hahn - Khodair	1:39.917	1:40.299	12
13	3	Beirão da Veiga - Cruz	20.175	28	Sowery - Cipriani	48.394	9	Konôpka - Calko	31.422	13	96	Ellis - Wilkinson	1:39.997	1:40.378	13
14	20	Pierburg - Onslow-Cole	20.236	96	Ellis - Wilkinson	48.435	16	Hahn - Khodair	31.448	14	28	Sowery - Cipriani	1:40.147	1:40.530	15
15	96	Ellis - Wilkinson	20.239	9	Konôpka - Calko	48.618	28	Sowery - Cipriani	31.467	15	9	Konôpka - Calko	1:40.329	1:40.386	14
16	99	Coimbra - Silva	20.250	74	Hrachowina - Konrad	48.637	3	Beirão da Veiga - Cruz	31.576	16	3	Beirão da Veiga - Cruz	1:40.420	1:40.618	16
17	28	Sowery - Cipriani	20.286	3	Beirão da Veiga - Cruz	48.669	99	Coimbra - Silva	31.604	17	99	Coimbra - Silva	1:40.639	1:40.639	17
18	9	Konôpka - Calko	20.289	66	Borlenghi - Lewandowski	48.682	20	Pierburg - Onslow-Cole	31.721	18	20	Pierburg - Onslow-Cole	1:40.892	1:41.446	19
19	66	Borlenghi - Lewandowski	20.357	99	Coimbra - Silva	48.785	74	Hrachowina - Konrad	31.896	19	74	Hrachowina - Konrad	1:40.937	1:41.113	18
20	74	Hrachowina - Konrad	20.404	20	Pierburg - Onslow-Cole	48.935	7	Basso - Marques	31.965	20	66	Borlenghi - Lewandowski	1:41.178	1:41.869	21
21	7	Basso - Marques	20.577	7	Basso - Marques	48.989	66	Borlenghi - Lewandowski	32.139	21	7	Basso - Marques	1:41.531	1:41.610	20
22	24	Cordoni - Zanuttini	20.678	24	Cordoni - Zanuttini	49.604	24	Cordoni - Zanuttini	32.241	22	24	Cordoni - Zanuttini	1:42.523	1:42.646	22



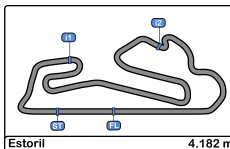


Circuito de Estoril
International GT Open
Race - 2
Leader Sequence



Nº	Entrant/Team	Nat	Driver 1	Nat	Status	Driver 2	Nat	Status	Vehicle	Cat	Start Lap	End Lap	Laps	Total Laps
63	Imperiale Racing	ITA	Giovanni Venturini	ITA	Gold	Jeroen Mul	NLD	Silver	Lamborghini Huracan GT3	PRO	1	3	3	3
51	Luzich Racing	USA	Alessandro Pier Guidi	ITA	Gold	Mikkel Mac	DNK	Gold	Ferrari 488 GT3	PRO	4	18	15	15
96	Optimum Motorsport	GBR	Bradley Ellis	GBR	Silver	Oliver Wilkinson	GBR	Bronze	Audi R8 LMS	PROAM	19	19	1	1
16	Drivex School	ESP	Marcelo Hahn	BRA	Bronze	Allam Khodair	BRA	Gold	Mercedes AMG GT3	PROAM	20	20	1	1
25	Imperiale Racing	ITA	Riccardo Agostini	ITA	Gold	Rik Breukers	DEU	Silver	Lamborghini Huracan GT3	PRO	21	23	3	3
51	Luzich Racing	USA	Alessandro Pier Guidi	ITA	Gold	Mikkel Mac	DNK	Gold	Ferrari 488 GT3	PRO	24	35	12	27



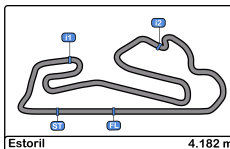


Circuito de Estoril
International GT Open
Race - 2
Best 5 Lap Times



Cl	Nº	Entrant/Team	Nat	Driver 1	Nat	Status	Driver 2	Nat	Status	Vehicle	Cat	Cl	Best 1		Best 2		Best 3		Best 4		Best 5	
													Time	Lap	Time	Lap	Time	Lap	Time	Lap	Time	Lap
1	51	Luzich Racing	USA	<u>Alessandro Pier Guidi</u>	ITA	Gold	Mikkel Mac	DNK	Gold	Ferrari 488 GT3	PRO	1	1:39.000	20	1:39.097	21	1:39.172	26	1:39.385	25	1:39.511	6
2	11	RS Racing	ITA	<u>Daniele Di Amato</u>	ITA	Silver	Andrea Montermini	ITA	Gold	Ferrari 488 GT3	PRO	2	1:39.148	23	1:39.329	22	1:39.507	7	1:39.606	27	1:39.609	24
3	63	Imperiale Racing	ITA	Giovanni Venturini	ITA	Gold	<u>Jeroen Mul</u>	NLD	Silver	Lamborghini Huracan GT3	PRO	3	1:39.195	21	1:39.227	22	1:39.364	20	1:39.676	23	1:39.772	5
4	25	Imperiale Racing	ITA	<u>Riccardo Agostini</u>	ITA	Gold	Rik Breukers	DEU	Silver	Lamborghini Huracan GT3	PRO	4	1:39.321	21	1:39.887	18	1:39.898	19	1:39.992	20	1:40.149	3
5	6	Vincenzo Sospiri Racing	ITA	<u>Nicolas Costa</u>	BRA	Silver	Kang Ling	CHN	Silver	Lamborghini Huracan GT3	PRO	5	1:39.444	21	1:39.704	22	1:39.731	6	1:39.749	7	1:39.817	24
6	19	Imperiale Racing	ITA	<u>Jiatong Liang</u>	CHN	Bronze	Raffaele Giammaria	ITA	Gold	Lamborghini Huracan GT3	PROAM	1	1:39.446	20	1:39.829	21	1:39.916	25	1:39.990	24	1:40.032	18
7	12	Ombra Racing	ITA	Fernando Rees	BRA	Gold	<u>Damiano Fioravanti</u>	ITA	Silver	Lamborghini Huracan GT3	PRO	6	1:39.512	22	1:39.628	23	1:39.869	27	1:40.137	33	1:40.171	21
8	27	Daiko Lazarus Racing	ITA	Fabrizio Crestani	ITA	Silver	<u>Miguel Ramos</u>	PTR	Bronze	Lamborghini Huracan GT3	PROAM	2	1:39.516	18	1:39.606	17	1:39.830	20	1:39.894	19	1:40.225	21
9	47	RACE / BMW Team Teo Martín	ESP	Fran Rueda	ESP	Silver	<u>Andrés Saravia</u>	GTM	Silver	BMW M6 GT3	PRO	7	1:39.647	19	1:39.661	20	1:39.915	22	1:39.930	21	1:40.663	18
10	71	Luzich Racing	USA	<u>Alexander West</u>	SWE	Bronze	Michele Rugolo	ITA	Gold	Ferrari 488 GT3	PROAM	3	1:39.666	19	1:39.739	20	1:39.795	24	1:39.902	25	1:39.943	22
11	62	Drivex School	ESP	Jamie Campbell-Walter	GBR	Platinum	<u>Ferdinand Habsburg</u>	AUT	Silver	Mercedes AMG GT3	PRO	8	1:39.865	21	1:39.928	20	1:40.100	27	1:40.172	23	1:40.191	22
12	16	Drivex School	ESP	Marcelo Hahn	BRA	Bronze	<u>Allam Khodair</u>	BRA	Gold	Mercedes AMG GT3	PROAM	4	1:40.299	4	1:40.373	5	1:40.388	6	1:40.412	7	1:40.809	3
13	96	Optimum Motorsport	GBR	<u>Bradley Ellis</u>	GBR	Silver	Oliver Wilkinson	GBR	Bronze	Audi R8 LMS	PROAM	5	1:40.378	5	1:40.523	3	1:40.644	6	1:40.743	23	1:40.789	4
14	9	ARC Bratislava by VSR	SVK	Miro Konôpka	SVK	Bronze	<u>Konstantíns Calko</u>	LVA	Bronze	Lamborghini Huracan GT3	AM	1	1:40.386	6	1:40.693	7	1:40.859	9	1:40.892	4	1:40.975	5
15	28	Daiko Lazarus Racing	ITA	<u>Toby Sowery</u>	GBR	Silver	Giuseppe Cipriani	ITA	Bronze	Lamborghini Huracan GT3	PROAM	6	1:40.530	4	1:40.622	5	1:40.636	7	1:40.685	2	1:40.739	6
16	3	RACE / BMW Team Teo Martín	ESP	Lourenço Beirão da Veiga	PRT	Silver	<u>Juan Cruz Álvarez</u>	ARG	Silver	BMW M6 GT3	PRO	9	1:40.618	19	1:40.771	20	1:40.868	6	1:40.922	21	1:41.008	18
17	99	Sports and You	PRT	António Coimbra	PRT	Bronze	<u>Luis Silva</u>	PRT	Bronze	Mercedes AMG GT3	AM	2	1:40.639	28	1:40.855	27	1:41.061	32	1:41.218	31	1:41.249	22
18	74	HTP Motorsport / MS Racing	AUT	Alexander Hrachowina	AUT	Bronze	<u>Martin Konrad</u>	AUT	Bronze	Mercedes AMG GT3	AM	3	1:41.113	6	1:41.332	7	1:41.502	8	1:41.568	9	1:41.592	4
19	20	SPS Automotive Performance	DEU	<u>Valentin Pierburg</u>	DEU	Bronze	Tom Onslow-Cole	GBR	Gold	Mercedes AMG GT3	PROAM	7	1:41.446	20	1:41.453	21	1:41.466	25	1:41.469	28	1:41.686	27
20	7	RACE / BMW Team Teo Martín	ESP	Márcio Basso	BRA	Bronze	<u>Thiago Marques</u>	BRA	Bronze	BMW M6 GT3	AM	4	1:41.610	6	1:41.773	7	1:42.058	9	1:42.292	10	1:42.470	13
21	66	Vincenzo Sospiri Racing	ITA	<u>Giulio Borlenghi</u>	BRA	Bronze	Andrzej Lewandowski	POL	Bronze	Lamborghini Huracan GT3	AM	5	1:41.869	19	1:41.931	26	1:41.974	21	1:42.084	20	1:42.320	9
22	24	Krypton Motorsport	ITA	<u>Mario Cordoni</u>	ITA	Bronze	Marco Zanuttini	ITA	Bronze	Mercedes AMG GT3	AM	6	1:42.646	26	1:42.904	22	1:43.018	7	1:43.152	23	1:43.204	5



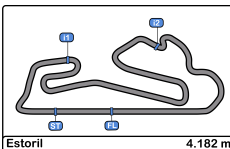


Circuito de Estoril
International GT Open
Race - 2
Best 5 Top Speeds



Cl	Nº	Entrant/Team	Nat	Driver 1	Nat	Status	Driver 2	Nat	Status	Vehicle	Cat	Top 1		Top 2		Top 3		Top 4		Top 5		Avg	
												Km/h	Lap	Km/h	Lap	Km/h	Lap	Km/h	Lap	Km/h	Lap		
1	12	Ombra Racing	ITA	Fernando Rees	BRA	Gold	<u>Damiano Fioravanti</u>	ITA	Silver	Lamborghini Huracan GT3	PRO	1	264.7	6	264.0	10	263.4	7	263.4	8	263.4	29	263.8
2	3	RACE / BMW Team Teo Martín	ESP	Lourenço Beirão da Veiga	PRT	Silver	<u>Juan Cruz Álvarez</u>	ARG	Silver	BMW M6 GT3	PRO	2	262.7	8	262.1	3	262.1	5	262.1	7	262.1	34	262.2
3	63	Imperiale Racing	ITA	Giovanni Venturini	ITA	Gold	<u>Jeroen Mul</u>	NLD	Silver	Lamborghini Huracan GT3	PRO	3	262.1	25	262.1	34	261.5	26	261.5	29	261.5	33	261.7
4	6	Vincenzo Sospiri Racing	ITA	<u>Nicolas Costa</u>	BRA	Silver	Kang Ling	CHN	Silver	Lamborghini Huracan GT3	PRO	4	261.5	9	260.8	7	260.8	8	260.8	11	260.8	13	260.9
5	7	RACE / BMW Team Teo Martín	ESP	Márcio Basso	BRA	Bronze	<u>Thiago Marques</u>	BRA	Bronze	BMW M6 GT3	AM	1	261.5	9	260.8	5	260.8	7	259.6	8	258.9	6	260.3
6	16	Drivex School	ESP	Marcelo Hahn	BRA	Bronze	<u>Allam Khodair</u>	BRA	Gold	Mercedes AMG GT3	PROAM	1	261.5	9	260.8	8	260.8	11	260.8	19	260.2	15	260.8
7	47	RACE / BMW Team Teo Martín	ESP	Fran Rueda	ESP	Silver	<u>Andrés Saravia</u>	GTM	Silver	BMW M6 GT3	PRO	5	261.5	25	260.8	2	260.8	4	260.8	24	259.6	3	260.7
8	11	RS Racing	ITA	<u>Daniele Di Amato</u>	ITA	Silver	Andrea Montermini	ITA	Gold	Ferrari 488 GT3	PRO	6	260.8	11	260.8	34	260.2	9	259.6	8	258.9	29	260.1
9	99	Sports and You	PRT	António Coimbra	PRT	Bronze	<u>Luis Silva</u>	PRT	Bronze	Mercedes AMG GT3	AM	2	260.8	35	258.3	34	257.7	21	257.7	28	257.7	29	258.5
10	25	Imperiale Racing	ITA	<u>Riccardo Agostini</u>	ITA	Gold	Rik Breukers	DEU	Silver	Lamborghini Huracan GT3	PRO	7	260.2	7	260.2	8	260.2	10	259.6	5	259.6	9	259.9
11	62	Drivex School	ESP	Jamie Campbell-Walter	GBR	Platinum	<u>Ferdinand Habsburg</u>	AUT	Silver	Mercedes AMG GT3	PRO	8	260.2	9	260.2	31	260.2	33	259.6	2	259.6	3	259.9
12	71	Luzich Racing	USA	<u>Alexander West</u>	SWE	Bronze	Michele Rugolo	ITA	Gold	Ferrari 488 GT3	PROAM	2	260.2	4	259.6	2	259.6	33	258.9	17	258.9	30	259.4
13	9	ARC Bratislava by VSR	SVK	Miro Konôpka	SVK	Bronze	<u>Konstantíns Calko</u>	LVA	Bronze	Lamborghini Huracan GT3	AM	3	259.6	15	258.9	14	258.9	16	258.3	2	258.3	8	258.8
14	19	Imperiale Racing	ITA	<u>Jiatong Liang</u>	CHN	Bronze	Raffaele Giammaria	ITA	Gold	Lamborghini Huracan GT3	PROAM	3	259.6	34	258.3	18	258.3	19	258.3	21	258.3	29	258.6
15	20	SPS Automotive Performance	DEU	<u>Valentin Pierburg</u>	DEU	Bronze	Tom Onslow-Cole	GBR	Gold	Mercedes AMG GT3	PROAM	4	259.6	4	258.3	5	258.3	6	258.3	8	258.3	17	258.6
16	27	Daiko Lazarus Racing	ITA	Fabrizio Crestani	ITA	Silver	<u>Miguel Ramos</u>	PTR	Bronze	Lamborghini Huracan GT3	PROAM	5	259.6	33	258.9	28	258.3	2	258.3	3	258.3	8	258.7
17	28	Daiko Lazarus Racing	ITA	<u>Toby Sowery</u>	GBR	Silver	Giuseppe Cipriani	ITA	Bronze	Lamborghini Huracan GT3	PROAM	6	259.6	5	258.9	9	258.3	8	258.3	10	257.7	3	258.6
18	51	Luzich Racing	USA	<u>Alessandro Pier Guidi</u>	ITA	Gold	Mikkel Mac	DNK	Gold	Ferrari 488 GT3	PRO	9	258.9	23	258.9	30	258.9	34	258.3	4	258.3	24	258.7
19	66	Vincenzo Sospiri Racing	ITA	<u>Giulio Borlenghi</u>	BRA	Bronze	Andrzej Lewandowski	POL	Bronze	Lamborghini Huracan GT3	AM	4	258.9	5	258.9	29	257.7	6	257.7	8	257.7	9	258.2
20	96	Optimum Motorsport	GBR	<u>Bradley Ellis</u>	GBR	Silver	Oliver Wilkinson	GBR	Bronze	Audi R8 LMS	PROAM	7	258.3	8	258.3	26	257.7	5	257.7	6	257.7	7	258.0
21	74	HTP Motorsport / MS Racing	AUT	Alexander Hrachowina	AUT	Bronze	<u>Martin Konrad</u>	AUT	Bronze	Mercedes AMG GT3	AM	5	257.1	13	257.1	33	257.1	34	256.5	3	256.5	4	256.8
22	24	Krypton Motorsport	ITA	<u>Mario Cordoni</u>	ITA	Bronze	Marco Zanuttini	ITA	Bronze	Mercedes AMG GT3	AM	6	256.5	9	255.9	3	255.9	4	255.9	5	255.9	6	256.0



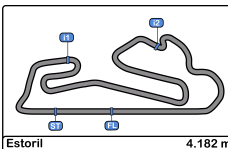


Circuito de Estoril
International GT Open
Race - 2
Fastest Laps Sequence



Lap	Time of Day	Session Time	Nº	Entrant/Team	Nat	Driver 1	Nat	Status	Driver 2	Nat	Status	Vehicle	Cat	Time	Km/h
2	13:16:15.191	3:23.191	63	Imperiale Racing	ITA	Giovanni Venturini	ITA	Gold	<u>Jeroen Mul</u>	NLD	Silver	Lamborghini Huracan GT3	PRO	1:39.993	150.5
4	13:19:35.642	6:43.642	51	Luzich Racing	USA	<u>Alessandro Pier Guidi</u>	ITA	Gold	Mikkel Mac	DNK	Gold	Ferrari 488 GT3	PRO	1:39.929	150.6
4	13:19:46.910	6:54.910	6	Vincenzo Sospiri Racing	ITA	<u>Nicolas Costa</u>	BRA	Silver	Kang Ling	CHN	Silver	Lamborghini Huracan GT3	PRO	1:39.909	150.6
5	13:21:15.284	8:23.284	51	Luzich Racing	USA	<u>Alessandro Pier Guidi</u>	ITA	Gold	Mikkel Mac	DNK	Gold	Ferrari 488 GT3	PRO	1:39.642	151.0
6	13:22:54.795	10:02.795	51	Luzich Racing	USA	<u>Alessandro Pier Guidi</u>	ITA	Gold	Mikkel Mac	DNK	Gold	Ferrari 488 GT3	PRO	1:39.511	151.2
7	13:24:46.988	11:54.988	11	RS Racing	ITA	<u>Daniele Di Amato</u>	ITA	Silver	Andrea Montermini	ITA	Gold	Ferrari 488 GT3	PRO	1:39.507	151.2
20	13:47:41.557	34:49.557	51	Luzich Racing	USA	<u>Alessandro Pier Guidi</u>	ITA	Gold	Mikkel Mac	DNK	Gold	Ferrari 488 GT3	PRO	1:39.000	152.0



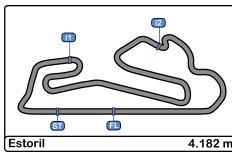


Circuito de Estoril
International GT Open
Race - 2
Event Best Maximum Speed



Nº	Entrant/Team	Nat	Driver 1	Nat	Status	Driver 2	Nat	Status	Vehicle	Cat	Km/h	Session
12	Ombra Racing	ITA	Fernando Rees	BRA	Gold	Damiano Fioravanti	ITA	Silver	Lamborghini Huracan GT3	PRO	265.3	Free Practice - 1
63	Imperiale Racing	ITA	Giovanni Venturini	ITA	Gold	Jeroen Mul	NLD	Silver	Lamborghini Huracan GT3	PRO	264.7	Qualifying - 1 Driver - 1
16	Drivex School	ESP	Marcelo Hahn	BRA	Bronze	Allam Khodair	BRA	Gold	Mercedes AMG GT3	PROAM	263.4	Free Practice - 2
7	RACE / BMW Team Teo Martín	ESP	Márcio Basso	BRA	Bronze	Thiago Marques	BRA	Bronze	BMW M6 GT3	AM	262.7	Free Practice - 3 - bronze drivers
3	RACE / BMW Team Teo Martín	ESP	Lourenço Beirão da	PRT	Silver	Juan Cruz Álvarez	ARG	Silver	BMW M6 GT3	PRO	262.7	Race - 2
6	Vincenzo Sospiri Racing	ITA	Nicolas Costa	BRA	Silver	Kang Ling	CHN	Silver	Lamborghini Huracan GT3	PRO	262.1	Qualifying - 1 Driver - 1
47	RACE / BMW Team Teo Martín	ESP	Fran Rueda	ESP	Silver	Andrés Saravia	GTM	Silver	BMW M6 GT3	PRO	261.5	Free Practice - 1
28	Daiko Lazarus Racing	ITA	Toby Sowery	GBR	Silver	Giuseppe Cipriani	ITA	Bronze	Lamborghini Huracan GT3	PROAM	261.5	Free Practice - 2
20	SPS Automotive Performance	DEU	Valentin Pierburg	DEU	Bronze	Tom Onslow-Cole	GBR	Gold	Mercedes AMG GT3	PROAM	261.5	Free Practice - 2
66	Vincenzo Sospiri Racing	ITA	Giulio Borlenghi	BRA	Bronze	Andrzej Lewandowski	POL	Bronze	Lamborghini Huracan GT3	AM	261.5	Free Practice - 2
9	ARC Bratislava by VSR	SVK	Miro Konôpka	SVK	Bronze	Konstantíns Calko	LVA	Bronze	Lamborghini Huracan GT3	AM	261.5	Free Practice - 3 - bronze drivers
96	Optimum Motorsport	GBR	Bradley Ellis	GBR	Silver	Oliver Wilkinson	GBR	Bronze	Audi R8 LMS	PROAM	261.5	Free Practice - 3 - bronze drivers
51	Luzich Racing	USA	Alessandro Pier Guidi	ITA	Gold	Mikkel Mac	DNK	Gold	Ferrari 488 GT3	PRO	260.8	Free Practice - 1
99	Sports and You	PRT	António Coimbra	PRT	Bronze	Luis Silva	PRT	Bronze	Mercedes AMG GT3	AM	260.8	Free Practice - 2
62	Drivex School	ESP	Jamie Campbell-Walter	GBR	Platinum	Ferdinand Habsburg	AUT	Silver	Mercedes AMG GT3	PRO	260.8	Qualifying - 1 Driver - 1
11	RS Racing	ITA	Daniele Di Amato	ITA	Silver	Andrea Montermini	ITA	Gold	Ferrari 488 GT3	PRO	260.8	Race - 2
71	Luzich Racing	USA	Alexander West	SWE	Bronze	Michele Rugolo	ITA	Gold	Ferrari 488 GT3	PROAM	260.2	Free Practice - 1
25	Imperiale Racing	ITA	Riccardo Agostini	ITA	Gold	Rik Breukers	DEU	Silver	Lamborghini Huracan GT3	PRO	260.2	Free Practice - 2
27	Daiko Lazarus Racing	ITA	Fabrizio Crestani	ITA	Silver	Miguel Ramos	PTR	Bronze	Lamborghini Huracan GT3	PROAM	260.2	Qualifying - 1 Driver - 1
19	Imperiale Racing	ITA	Jiatong Liang	CHN	Bronze	Raffaele Giammaria	ITA	Gold	Lamborghini Huracan GT3	PROAM	260.2	Qualifying - 1 Driver - 1
74	HTP Motorsport / MS Racing	AUT	Alexander Hrachowina	AUT	Bronze	Martin Konrad	AUT	Bronze	Mercedes AMG GT3	AM	258.9	Free Practice - 2
24	Krypton Motorsport	ITA	Mario Cordoni	ITA	Bronze	Marco Zanuttini	ITA	Bronze	Mercedes AMG GT3	AM	257.7	Free Practice - 2





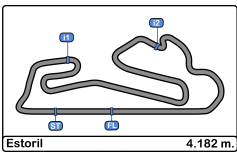
Circuito de Estoril
International GT Open
Race - 2
Lap Chart



LAP

Nr	Pos	Gri	1	2	3	4	5	6	7	8	9	10	11	12	13	14	15	16	17	18	19	20	21	22	23	24	25	26	27	28	29	30	31	32	
28	1	28	63	63	63	51	51	51	51	51	51	51	51	51	51	51	51	51	51	51	96	16	25	25	25	51	51	51	51	51	51	51	51	51	51
63	2	63	51	51	51	63	63	63	63	63	63	63	63	63	63	63	63	63	63	63	16	25	51	51	51	25	25	25	25	25	25	25	25	25	25
51	3	51	28	28	28	28	28	28	28	28	28	28	28	28	28	28	28	28	28	96	11	51	63	63	63	63	63	63	63	63	63	63	63	63	63
25	4	25	96	96	96	96	96	96	96	96	96	96	96	25	25	25	96	96	96	9	9	63	96	96	96	96	6	6	6	6	6	6	6	6	
96	5	96	25	25	25	25	25	25	25	25	25	25	25	96	96	96	6	6	6	11	12	96	6	6	6	6	11	11	11	11	11	11	11	11	
9	6	9	9	9	9	9	9	9	9	9	9	9	9	9	6	9	9	9	28	74	6	11	11	11	11	96	96	96	96	96	96	96	96	96	
6	7	6	74	74	16	16	16	16	16	16	16	16	6	6	6	9	25	11	11	16	7	11	16	16	16	16	16	16	16	16	16	16	16	16	
74	8	74	6	16	6	6	6	6	6	6	6	6	16	16	16	11	11	16	16	6	25	28	28	28	28	28	62	62	62	62	62	12	12	12	
47	9	47	16	6	11	11	11	11	11	11	11	11	11	11	16	16	12	12	12	51	3	3	3	3	3	3	12	12	12	12	12	62	62	62	
16	10	16	47	47	74	74	74	74	74	74	74	74	74	3	3	3	12	62	74	74	63	47	47	47	47	47	27	3	3	3	3	3	3	3	
27	11	27	3	3	3	3	3	3	3	3	3	3	3	62	62	62	62	74	62	7	6	62	62	62	62	62	12	27	27	27	27	27	27	27	
3	12	3	11	11	47	47	62	62	62	62	62	62	62	74	12	12	74	7	7	25	28	27	27	27	27	27	28	71	71	71	71	71	71	71	
19	13	19	27	27	62	62	47	47	47	47	47	47	47	12	74	74	3	19	25	3	3	12	12	12	12	12	71	28	19	19	19	19	19	19	
62	14	62	62	62	27	27	27	27	27	27	27	27	12	47	47	47	7	66	3	62	47	9	71	71	71	71	19	19	28	28	28	28	28	28	
20	15	20	7	7	7	7	7	7	7	12	12	12	27	27	27	27	47	25	47	47	62	7	9	19	19	19	47	7	20	20	20	20	20	20	
11	16	11	20	20	20	20	20	12	12	7	7	7	7	7	7	7	27	3	27	27	27	71	7	7	7	7	7	20	7	7	7	7	7	7	
66	17	66	19	71	19	12	12	20	20	20	20	20	20	20	20	20	47	71	71	71	74	19	9	9	20	20	9	9	9	66	66	66	66	66	
71	18	71	71	19	12	19	19	19	19	19	19	19	19	19	66	66	66	27	20	19	19	19	19	74	74	20	9	9	74	66	66	9	9	9	9
7	19	7	12	12	71	71	71	66	66	66	66	66	66	66	19	19	19	71	19	20	20	20	20	20	74	74	74	66	74	74	74	74	74	74	
99	20	99	66	66	66	66	66	71	71	71	71	71	71	71	71	71	24	20	66	66	66	66	66	66	66	66	66	99	99	99	99	99	99	99	
12	21	12	24	24	24	24	24	24	24	24	24	24	24	24	24	24	71	24	24	24	24	24	24	24	24	99	99	99	99	99	24	24	24	24	24
24	22	24	99	99	99	99	99	99	99	99	99	99	99	99	99	99	99	99	99	99	99	99	99	99	24	24	24	24	24	24	24	24	24	24	24





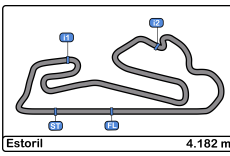
Circuito de Estoril
 International GT Open
 Race - 2
 Lap Chart



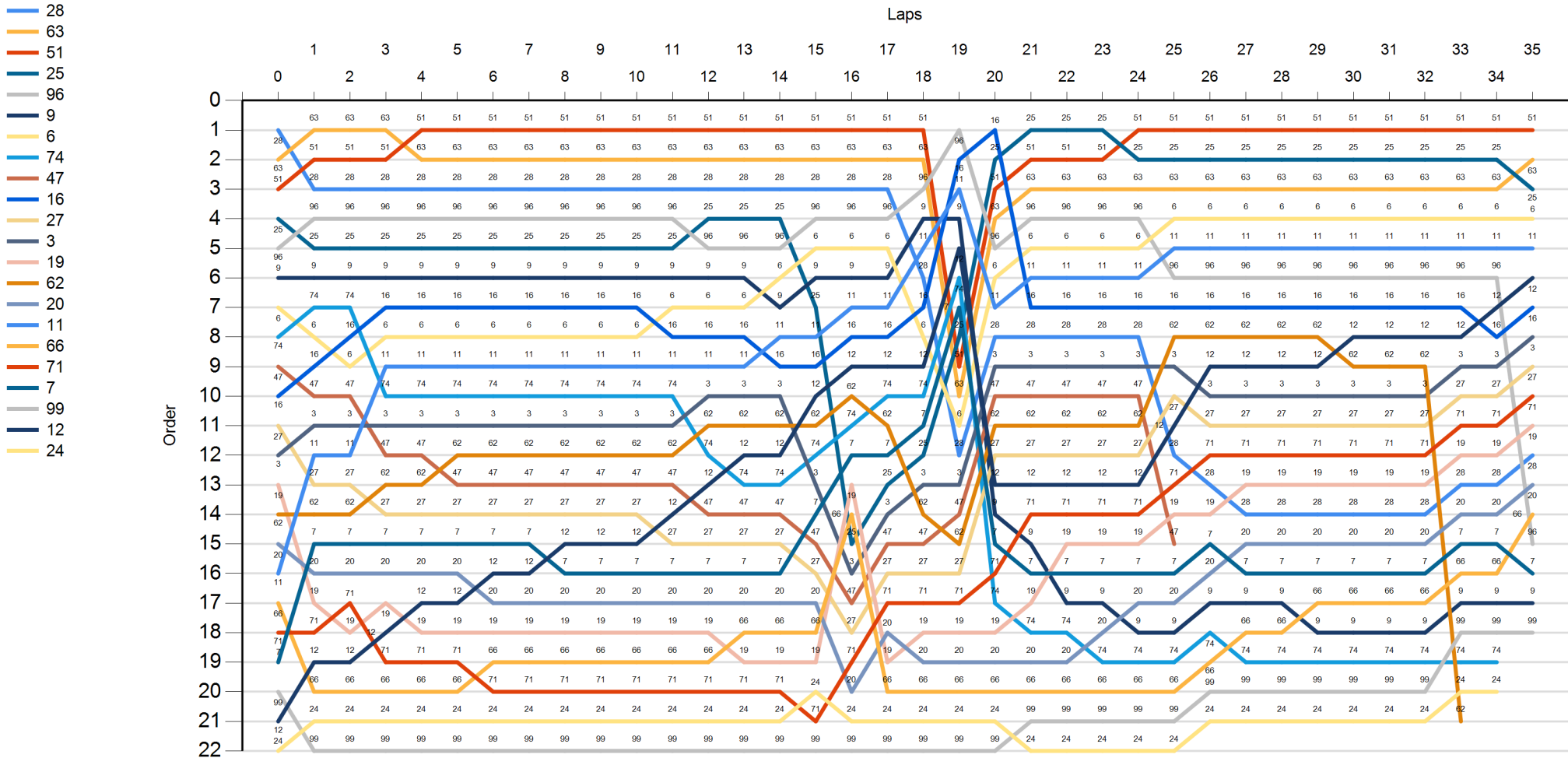
LAP

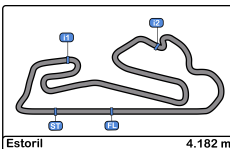
33	34	35
51	51	51
25	25	63
63	63	25
6	6	6
11	11	11
96	96	12
16	12	16
12	16	3
3	3	27
27	27	71
71	71	19
19	19	28
28	28	20
20	20	66
7	7	96
66	66	7
9	9	9
99	99	99
74	74	
24	24	
62		





Circuito de Estoril
International GT Open
Race - 2
Graphic Lap Chart



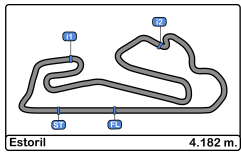


Circuito de Estoril
International GT Open
Race - 2
Pit Stop Analysis

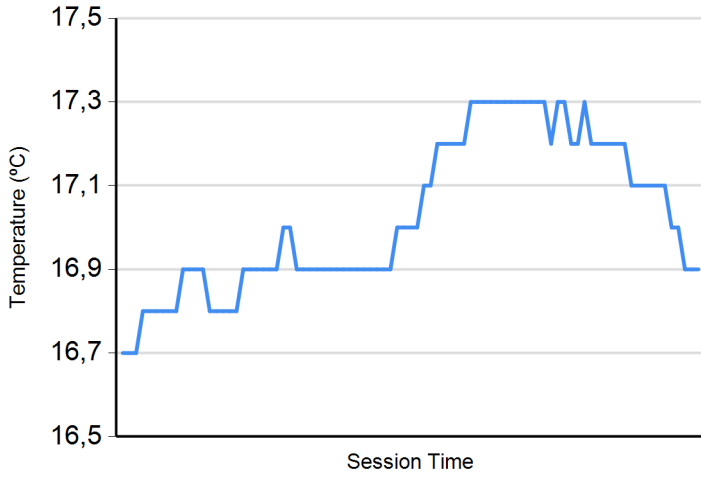


Nr.	In Day Time	Entrant/Team	Nat	Driver 1	Nat	Status	Driver 2	Nat	Status	Vehicle	Cat	In Time	Stop Nº	Pit Time	Handicap	Penalty
71	13:37:14.142	Luzich Racing	USA	<u>Alexander West</u>	SWE	Bronze	Michele Rugolo	ITA	Gold	Ferrari 488 GT3	PROAM	24:21.813	1	1:09.271	1:05	
99	13:37:37.473	Sports and You	PRT	António Coimbra	PRT	Bronze	<u>Luis Silva</u>	PRT	Bronze	Mercedes AMG GT3	AM	24:45.144	1	1:13.696	1:15	-1.304
25	13:38:14.633	Imperiale Racing	ITA	<u>Riccardo Agostini</u>	ITA	Gold	Rik Breukers	DEU	Silver	Lamborghini Huracan GT3	PRO	25:22.304	1	1:05.918	1:05	
3	13:38:33.989	RACE / BMW Team Teo Martín	ESP	Lourenço Beirão da Veiga	PRT	Silver	<u>Juan Cruz Álvarez</u>	ARG	Silver	BMW M6 GT3	PRO	25:41.660	1	1:05.999	1:05	
47	13:38:37.194	RACE / BMW Team Teo Martín	ESP	Fran Rueda	ESP	Silver	<u>Andrés Saravia</u>	GTM	Silver	BMW M6 GT3	PRO	25:44.865	1	1:06.264	1:05	
27	13:38:39.286	Daiko Lazarus Racing	ITA	Fabrizio Crestani	ITA	Silver	<u>Miguel Ramos</u>	PTR	Bronze	Lamborghini Huracan GT3	PROAM	25:46.957	1	1:13.773	1:10	
20	13:38:45.603	SPS Automotive Performance	DEU	<u>Valentin Pierburg</u>	DEU	Bronze	Tom Onslow-Cole	GBR	Gold	Mercedes AMG GT3	PROAM	25:53.274	1	1:16.021	1:15	
24	13:39:09.848	Krypton Motorsport	ITA	<u>Mario Cordoni</u>	ITA	Bronze	Marco Zanuttini	ITA	Bronze	Mercedes AMG GT3	AM	26:17.519	1	1:17.049	1:05	
19	13:40:41.207	Imperiale Racing	ITA	<u>Jiatong Liang</u>	CHN	Bronze	Raffaele Giammaria	ITA	Gold	Lamborghini Huracan GT3	PROAM	27:48.878	1	1:08.431	1:05	
66	13:40:41.846	Vincenzo Sospiri Racing	ITA	<u>Giulio Borlenghi</u>	BRA	Bronze	Andrzej Lewandowski	POL	Bronze	Lamborghini Huracan GT3	AM	27:49.517	1	1:08.817	1:05	
62	13:41:57.445	Drivex School	ESP	Jamie Campbell-Walter	GBR	Platinum	<u>Ferdinand Habsburg</u>	AUT	Silver	Mercedes AMG GT3	PRO	29:05.116	1	1:08.959	1:05	
51	13:43:01.475	Luzich Racing	USA	<u>Alessandro Pier Guidi</u>	ITA	Gold	Mikkel Mac	DNK	Gold	Ferrari 488 GT3	PRO	30:09.146	1	1:20.851	1:20	
63	13:43:10.420	Imperiale Racing	ITA	Giovanni Venturini	ITA	Gold	<u>Jeroen Mul</u>	NLD	Silver	Lamborghini Huracan GT3	PRO	30:18.091	1	1:15.810	1:15	
28	13:43:20.230	Daiko Lazarus Racing	ITA	<u>Toby Sowery</u>	GBR	Silver	Giuseppe Cipriani	ITA	Bronze	Lamborghini Huracan GT3	PROAM	30:27.901	1	1:14.619	1:05	
6	13:43:23.473	Vincenzo Sospiri Racing	ITA	<u>Nicolas Costa</u>	BRA	Silver	Kang Ling	CHN	Silver	Lamborghini Huracan GT3	PRO	30:31.144	1	1:10.407	1:05	
96	13:45:04.232	Optimum Motorsport	GBR	<u>Bradley Ellis</u>	GBR	Silver	Oliver Wilkinson	GBR	Bronze	Audi R8 LMS	PROAM	32:11.903	1	1:05.297	1:05	
11	13:45:06.494	RS Racing	ITA	<u>Daniele Di Amato</u>	ITA	Silver	Andrea Montermini	ITA	Gold	Ferrari 488 GT3	PRO	32:14.165	1	1:10.683	1:10	
9	13:45:07.888	ARC Bratislava by VSR	SVK	Miro Konôpka	SVK	Bronze	<u>Konstantīns Calko</u>	LVA	Bronze	Lamborghini Huracan GT3	AM	32:15.559	1	1:25.206	1:05	
12	13:45:20.320	Ombra Racing	ITA	Fernando Rees	BRA	Gold	<u>Damiano Fioravanti</u>	ITA	Silver	Lamborghini Huracan GT3	PRO	32:27.991	1	1:09.293	1:05	
74	13:45:29.017	HTP Motorsport / MS Racing	AUT	Alexander Hrachowina	AUT	Bronze	<u>Martin Konrad</u>	AUT	Bronze	Mercedes AMG GT3	AM	32:36.688	1	1:12.520	1:10	
7	13:45:36.177	RACE / BMW Team Teo Martín	ESP	Márcio Basso	BRA	Bronze	<u>Thiago Marques</u>	BRA	Bronze	BMW M6 GT3	AM	32:43.848	1	58.975	1:05	-6.025
16	13:46:54.745	Drivex School	ESP	Marcelo Hahn	BRA	Bronze	<u>Allam Khodair</u>	BRA	Gold	Mercedes AMG GT3	PROAM	34:02.416	1	1:05.485	1:05	

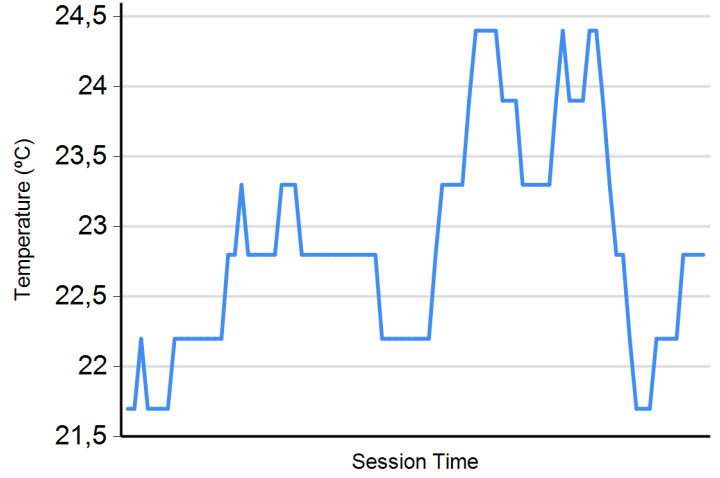




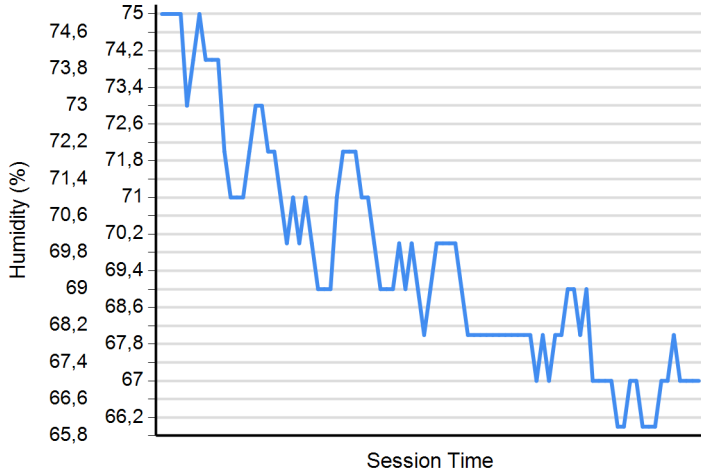
Air Temperature



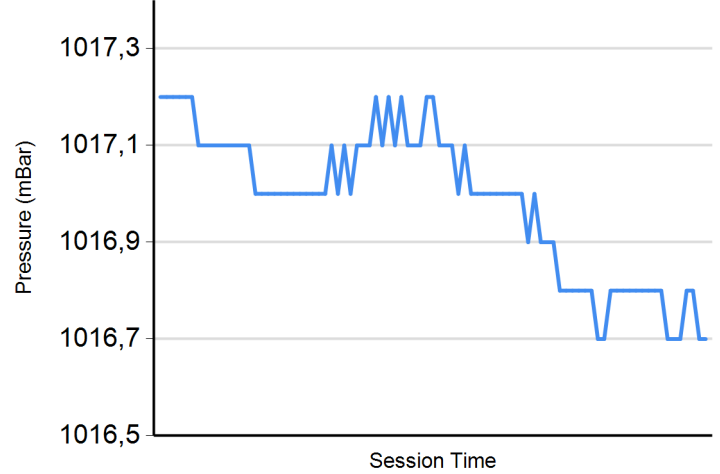
Track Temperature



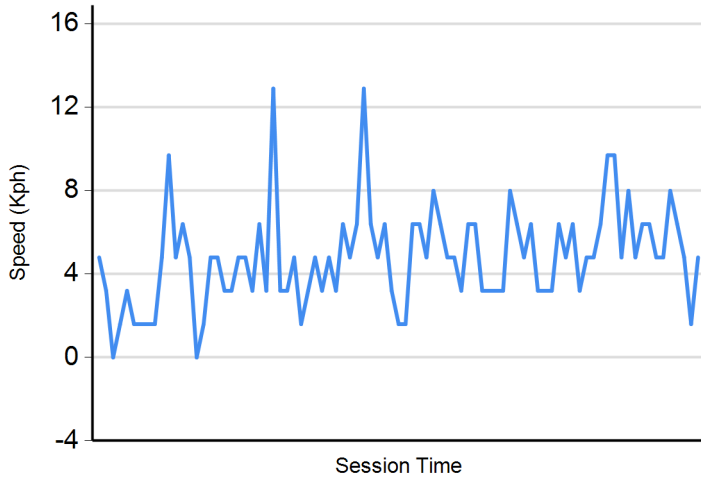
Humidity



Pressure



Wind Speed



Wind direction

North = 0°/360° Est = 90° South = 180° West = 270°

