

**Circuit de Catalunya
International GT Open
Qualifying - 1**

Results

28/10/2017

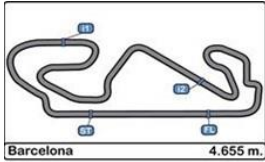
Ord.	Nº	Entrant / Team	Nat.	Driver	Nat.	St.	Driver 2	Nat.	St.	Vehicle	Cat.	Clas.	Laps	Best Time	Gap	Interval	Km/h
1	54	Emil Frey Lexus Racing	CHE	<u>Albert Costa</u>	ESP	Gold	Philipp Frommenwiler	CHE	Silver	Lexus RC F GT3	PRO	1º	9	2	1'44.348		160.597
2	23	Imperiale Racing	ITA	Vito Postiglione	ITA	Gold	<u>Christian Engelhart</u>	DEU	Gold	Lamborghini Huracan GT3	PRO	2º	7	6	1'44.369	0"021	160.565
3	63	Imperiale Racing	ITA	Giovanni Venturini	ITA	Gold	<u>Marco Mapelli</u>	ITA	Gold	Lamborghini Huracan GT3	PRO	3º	3	2	1'44.406	0"058	160.508
4	55	Farnbacher Racing	DEU	<u>Dominik Farnbacher</u>	DEU	Gold	Mario Farnbacher	DEU	Silver	Lexus RC F GT3	PRO	4º	8	7	1'44.638	0"290	160.152
5	20	SPS Automotive Performance	DEU	Valentin Pierburg	DEU	Bronze	<u>Tom Onslow-Cole</u>	GBR	Gold	Mercedes AMG GT3	PROAM	1º	12	8	1'44.651	0"303	160.132
6	65	RACE / BMW Team Teo Martín	ESP	<u>Victor Bouveng</u>	SWE	Silver	Fran Rueda	ESP	Silver	BMW M6 GT3	PRO	5º	9	7	1'44.681	0"333	160.086
7	1	Imperiale Racing	ITA	Thomas Biagi	ITA	Gold	<u>Raffaele Gianmaria</u>	ITA	Gold	Lamborghini Huracan GT3	PRO	6º	8	7	1'44.777	0"429	159.940
8	22	Shaun Balfe / Balfe Motorsport	GBR	Shaun Balfe	GBR	Bronze	<u>Rob Bell</u>	GBR	Platinum	McLaren 650 S GT3 2015	PROAM	2º	10	3	1'44.834	0"486	159.853
9	488	Spirit of Race	CHE	<u>Miguel Ramos</u>	PRT	Silver	Mikkel Mac	DNK	Gold	Ferrari 488 GT3	PRO	7º	13	11	1'44.884	0"536	159.777
10	24	Garage 59	GBR	Michael Benham	GBR	Bronze	<u>Duncan Tappy</u>	GBR	Gold	McLaren 650 S GT3 2015	PROAM	3º	12	9	1'44.887	0"539	159.772
11	51	RACE / BMW Team Teo Martín	ESP	<u>Lourenço Beirão da Veiga</u>	PRT	Silver	António Félix da Costa	PRT	Gold	BMW M6 GT3	PRO	8º	10	8	1'44.911	0"563	159.735
12	17	Senkyr Motorsport	CZE	Jakub Knoll	CZE	Silver	<u>Richard Gonda</u>	SVK	Bronze	BMW M6 GT3	PROAM	4º	11	7	1'45.003	0"655	159.595
13	39	Nigel Mustill / Wessex Vehicles	GBR	<u>Craig Dolby</u>	GBR	Gold	Sebastian Morris	GBR	Silver	Lamborghini Gallardo Rex GT3	PRO	9º	10	8	1'45.083	0"735	159.474
14	8	AF Corse	ITA	Piergiuseppe Perazzini	ITA	Bronze	<u>Marco Cioci</u>	ITA	Gold	Ferrari 488 GT3	PROAM	5º	11	10	1'45.117	0"769	159.422
15	10	Jordan Racing	GBR	<u>Jordan Witt</u>	GBR	Bronze	Michael Meadows	GBR	Gold	Bentley GT3	PROAM	6º	8	7	1'45.211	0"863	159.280
16	96	Optimum Motorsport	GBR	<u>Bradley Ellis</u>	GBR	Silver	Oliver Wilkinson	GBR	Bronze	Audi R8 LMS	PROAM	7º	10	3	1'45.302	0"954	159.142
17	555	FFF Racing Team by ACM	CHN	Hiroshi Hamaguchi	JPN	Bronze	<u>Vitantonio Liuzzi</u>	ITA	Platinum	Lamborghini Huracan GT3	PROAM	8º	9	3	1'45.367	1"019	159.044
18	21	Konrad Motorsport	DEU	<u>Hendrik Still</u>	DEU	Silver	Paul Scheuschner	DEU	Bronze	Lamborghini Huracan GT3	PROAM	9º	11	9	1'45.384	1"036	159.018
19	333	Rinaldi Racing	DEU	<u>Rinat Salikhov</u>	RUS	Bronze	Sergei Borisov	RUS	Bronze	Ferrari 488 GT3	AM	1º	15	12	1'46.018	1"670	158.067
20	16	Drivex School	ESP	<u>Marcelo Hahn</u>	BRA	Bronze	Allam Khodair	BRA	Gold	Mercedes AMG GT3	PROAM	10º	11	3	1'46.091	1"743	157.959
21	99	Sports and You	PRT	<u>António Coimbra</u>	PRT	Bronze	Luis Silva	PRT	Bronze	Mercedes AMG GT3	AM	2º	13	12	1'46.623	2"275	157.171
22	88	Garage 59	GBR	<u>Alexander West</u>	SWE	Bronze	Côme Ledogar	FRA	Platinum	McLaren 650 S GT3 2015	PROAM	11º	8	7	1'46.992	2"644	156.629
23	12	Sports and You	PRT	<u>Marcio Basso</u>	BRA	Bronze	Nonô Figueiredo	BRA	Bronze	Mercedes AMG GT3	AM	3º	13	10	1'47.511	3"163	155.872
24	25	FF Corse	GBR	<u>Ivor Dunbar</u>	GBR	Bronze	Johnny Mowlem	GBR	Gold	Ferrari 488 GT3	PROAM	12º	11	10	1'50.130	5"782	152.166
25	5	SF Racing	CHN	<u>Fu Songyang</u>	CHN	Bronze	Andrea Caldarelli	ITA	Gold	Ferrari 488 GT3	PROAM	13º	8	7	1'50.565	6"217	151.567

Published at:.....

Track Status **DRY**

Stewards:	Race Director:	Timekeeper:
------------------	-----------------------	------------------------





**Circuito de Catalunya
International GT Open
Qualifying - 1**

Lap Analysis

28/10/2017

Number	1			5			8			10			12		
	Lap Time	Partial	Speed	Lap Time	Partial	Speed	Lap Time	Partial	Speed	Lap Time	Partial	Speed	Lap Time	Partial	Speed
1 ^a - 1	0'30.035	0'30.035	260.241	0'31.871	0'31.871	255.320	0'31.063	0'31.063	256.533	0'30.056	0'30.056	267.327	0'31.601	0'31.601	256.533
1 ^a - 2	1'10.218	0'40.183	Gianmaria	1'14.861	0'42.990	Songyang	1'12.646	0'41.583	Cioci	1'10.394	0'40.338	Witt	1'14.637	0'43.036	Basso
1 ^a - 3	1'45.020	0'34.802		1'53.462	0'38.601		1'48.045	0'35.399		1'45.461	0'35.067		1'51.130	0'36.493	
2 ^a - 1	0'30.003	0'30.003	261.502	0'31.809	0'31.809	257.143	0'30.566	0'30.566	258.374	0'29.895	0'29.895	268.657	0'30.919	0'30.919	257.143
2 ^a - 2	1'10.230	0'40.227	Gianmaria	1'14.735	0'42.926	Songyang	1'11.434	0'40.868	Cioci	1'10.388	0'40.493	Witt	1'13.037	0'42.118	Basso
2 ^a - 3	1'45.585	0'35.355		1'52.576	0'37.841		1'46.590	0'35.156		1'45.558	0'35.170		1'49.570	0'36.533	
3 ^a - 1	0'30.651	0'30.651	262.136	0'31.407	0'31.407	256.533	0'30.279	0'30.279	260.870	0'31.096	0'31.096	268.657	0'31.005	0'31.005	257.143
3 ^a - 2	1'11.621	0'40.970	Gianmaria	1'13.712	0'42.305	Songyang	1'10.904	0'40.625	Cioci	1'13.989	0'42.893	Witt	1'12.837	0'41.832	Basso
3 ^a - 3	1'50.974	0'39.353	PIT	1'50.750	0'37.038		1'45.970	0'35.066		1'56.051	0'42.062	PIT	1'49.199	0'36.362	
4 ^a - 1	4'38.401	4'38.401	180.301	0'31.421	0'31.421	257.757	0'30.625	0'30.625	260.870	12'53.232	12'53.232	187.827	0'30.907	0'30.907	258.993
4 ^a - 2	5'20.766	0'42.365	Gianmaria	1'13.543	0'42.122	Songyang	1'12.334	0'41.709	Cioci	13'39.446	0'46.214	Witt	1'13.002	0'42.095	Basso
4 ^a - 3	5'57.146	0'36.380		1'51.582	0'38.039		1'53.716	0'41.382	PIT	14'17.886	0'38.440		1'49.120	0'36.118	
5 ^a - 1	0'29.995	0'29.995	261.502	0'31.531	0'31.531	255.925	3'49.606	3'49.606	191.830	0'29.874	0'29.874	266.667	0'31.645	0'31.645	257.757
5 ^a - 2	1'10.185	0'40.190	Gianmaria	1'14.055	0'42.524	Songyang	4'33.361	0'43.755	Cioci	1'10.236	0'40.362	Witt	1'16.175	0'44.530	Basso
5 ^a - 3	1'44.864	0'34.679		1'51.191	0'37.136		5'10.426	0'37.065		1'45.482	0'35.246		1'59.895	0'43.720	PIT
6 ^a - 1	0'29.954	0'29.954	262.136	0'31.210	0'31.210	255.925	0'30.454	0'30.454	257.757	0'29.984	0'29.984	270.000	4'49.517	4'49.517	191.151
6 ^a - 2	1'10.156	0'40.202	Gianmaria	1'13.651	0'42.441	Songyang	1'11.068	0'40.614	Cioci	1'10.299	0'40.315	Witt	5'32.181	0'42.664	Basso
6 ^a - 3	1'44.777	0'34.621		1'50.565	0'36.914		1'45.985	0'34.917		1'45.211	0'34.912		6'08.919	0'36.738	
7 ^a - 1	0'29.857	0'29.857	262.136	0'34.684	0'34.684	255.925	0'30.135	0'30.135	258.993	0'29.875	0'29.875	268.657	0'30.830	0'30.830	257.143
7 ^a - 2	1'10.140	0'40.283	Gianmaria	1'21.386	0'46.702	Songyang	1'10.638	0'40.503	Cioci	1'12.689	0'42.814	Witt	1'12.786	0'41.956	Basso
7 ^a - 3	1'54.895	0'44.755	PIT	2'05.507	0'44.121	PIT	1'45.378	0'34.740		1'57.923	0'45.234	PIT	1'48.556	0'35.770	
8 ^a - 1							0'30.080	0'30.080	259.616				0'30.774	0'30.774	259.616
8 ^a - 2							1'10.517	0'40.437	Cioci				1'12.365	0'41.591	Basso
8 ^a - 3							1'45.240	0'34.723					1'47.784	0'35.419	
9 ^a - 1							0'30.030	0'30.030	260.241				0'30.732	0'30.732	258.374
9 ^a - 2							1'10.386	0'40.356	Cioci				1'12.037	0'41.305	Basso
9 ^a - 3							1'45.117	0'34.731					1'47.511	0'35.474	
10 ^a - 1							0'30.003	0'30.003	260.241				0'30.655	0'30.655	259.616
10 ^a - 2							1'19.166	0'49.163	Cioci				1'12.656	0'42.001	Basso
10 ^a - 3							2'06.956	0'47.790	PIT				1'51.368	0'38.712	
11 ^a - 1													0'32.357	0'32.357	257.757
11 ^a - 2													1'18.562	0'46.205	Basso
11 ^a - 3													1'56.356	0'37.794	
12 ^a - 1													0'30.818	0'30.818	259.616
12 ^a - 2													1'14.378	0'43.560	Basso
12 ^a - 3													1'58.612	0'44.234	PIT
13 ^a - 1															
13 ^a - 2															
13 ^a - 3															
14 ^a - 1															
14 ^a - 2															
14 ^a - 3															

Ideal Lap	
0'29.857	0'29.857
1'10.040	0'40.183
1'44.661	0'34.621

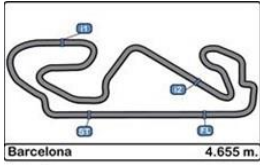
Ideal Lap	
0'31.210	0'31.210
1'13.332	0'42.122
1'50.246	0'36.914

Ideal Lap	
0'30.003	0'30.003
1'10.359	0'40.356
1'45.082	0'34.723

Ideal Lap	
0'29.874	0'29.874
1'10.189	0'40.315
1'45.101	0'34.912

Ideal Lap	
0'30.655	0'30.655
1'11.960	0'41.305
1'47.379	0'35.419

Ideal Best Lap	
0'29.682	0'29.682
1'09.343	0'39.661
1'43.756	0'34.413



Circuit de Catalunya
International GT Open
Qualifying - 1

Lap Analysis

28/10/2017

Number	16			17			20			21			22		
Lap	Lap Time	Partial	Speed	Lap Time	Partial	Speed	Lap Time	Partial	Speed	Lap Time	Partial	Speed	Lap Time	Partial	Speed
1 ^a - 1	0'30.715	0'30.715	258.993	0'30.239	0'30.239	260.241	0'31.686	0'31.686	258.374	0'31.011	0'31.011	264.706	0'30.550	0'30.550	263.415
1 ^a - 2	1'12.000	0'41.285	Hahn	1'10.698	0'40.459	Gonda	1'13.883	0'42.197	Onslow-Cole	1'12.040	0'41.029	Still	1'10.995	0'40.445	Bell
1 ^a - 3	1'47.506	0'35.506		1'45.769	0'35.071		1'54.598	0'40.715	PIT	1'48.588	0'36.548		1'45.693	0'34.698	
2 ^a - 1	0'30.217	0'30.217	262.136	0'29.883	0'29.883	263.415	1'31.292	1'31.292	191.490	0'30.003	0'30.003	266.010	0'30.177	0'30.177	263.415
2 ^a - 2	1'10.813	0'40.596	Hahn	1'10.177	0'40.294	Gonda	2'15.053	0'43.761	Onslow-Cole	1'10.752	0'40.749	Still	1'10.411	0'40.234	Bell
2 ^a - 3	1'46.091	0'35.278		1'46.344	0'36.167		2'51.873	0'36.820		1'45.955	0'35.203		1'44.834	0'34.423	
3 ^a - 1	0'35.943	0'35.943	229.788	0'29.814	0'29.814	262.136	0'29.978	0'29.978	262.136	0'30.018	0'30.018	266.010	0'30.269	0'30.269	264.706
3 ^a - 2	1'21.007	0'45.064	Hahn	1'10.006	0'40.192	Gonda	1'10.375	0'40.397	Onslow-Cole	1'11.102	0'41.084	Still	1'10.983	0'40.714	Bell
3 ^a - 3	2'10.744	0'49.737	PIT	1'45.159	0'35.153		1'45.044	0'34.669		1'46.035	0'34.933		1'45.870	0'34.887	
4 ^a - 1	9'07.693	9'07.693	192.171	0'30.030	0'30.030	262.136	0'29.828	0'29.828	262.774	0'30.199	0'30.199	266.667	0'30.339	0'30.339	262.774
4 ^a - 2	9'51.459	0'43.766	Hahn	1'11.821	0'41.791	Gonda	1'09.985	0'40.157	Onslow-Cole	1'10.882	0'40.683	Still	1'13.311	0'42.972	Bell
4 ^a - 3	10'29.846	0'38.387		1'51.756	0'39.935	PIT	1'45.500	0'35.515		1'51.121	0'40.239	PIT	2'00.307	0'46.996	PIT
5 ^a - 1	0'32.083	0'32.083	260.241	7'14.857	7'14.857	187.827	0'29.988	0'29.988	262.136	13'09.314	13'09.314	181.209	10'15.445	10'15.445	194.595
5 ^a - 2	1'16.229	0'44.146	Hahn	7'57.834	0'42.977	Gonda	1'10.320	0'40.332	Onslow-Cole	13'57.103	0'47.789	Still	10'56.369	0'40.924	Bell
5 ^a - 3	1'53.293	0'37.064		8'33.866	0'36.032		1'50.387	0'40.067	PIT	14'33.229	0'36.126		11'33.521	0'37.152	
6 ^a - 1	0'30.459	0'30.459	260.241	0'29.751	0'29.751	262.774	6'44.972	6'44.972	192.171	0'30.360	0'30.360	265.357	0'30.188	0'30.188	263.415
6 ^a - 2	1'11.952	0'41.493	Hahn	1'10.069	0'40.318	Gonda	7'29.798	0'44.826	Onslow-Cole	1'11.673	0'41.313	Still	1'10.632	0'40.444	Bell
6 ^a - 3	1'47.237	0'35.285		1'45.003	0'34.934		8'05.961	0'36.163		1'46.690	0'35.017		1'47.743	0'37.111	
7 ^a - 1	0'30.321	0'30.321	262.136	0'29.682	0'29.682	264.059	0'29.800	0'29.800	261.502	0'30.075	0'30.075	266.010	0'30.048	0'30.048	264.706
7 ^a - 2	1'11.547	0'41.226	Hahn	1'09.962	0'40.280	Gonda	1'09.914	0'40.114	Onslow-Cole	1'10.863	0'40.788	Still	1'10.395	0'40.347	Bell
7 ^a - 3	1'46.981	0'35.434		1'50.057	0'40.095		1'44.651	0'34.737		1'45.929	0'35.066		1'44.872	0'34.477	
8 ^a - 1	0'30.298	0'30.298	262.136	0'29.810	0'29.810	263.415	0'29.759	0'29.759	261.502	0'30.099	0'30.099	268.657	0'30.113	0'30.113	266.010
8 ^a - 2	1'11.163	0'40.865	Hahn	1'10.048	0'40.238	Gonda	1'10.006	0'40.247	Onslow-Cole	1'10.501	0'40.402	Still	1'10.677	0'40.564	Bell
8 ^a - 3	1'47.132	0'35.969		1'45.304	0'35.256		1'48.629	0'38.623		1'45.384	0'34.883		1'45.403	0'34.726	
9 ^a - 1	0'30.429	0'30.429	257.143	0'29.892	0'29.892	265.357	0'29.830	0'29.830	262.136	0'30.040	0'30.040	267.327	0'30.185	0'30.185	266.010
9 ^a - 2	1'13.127	0'42.698	Hahn	1'10.115	0'40.223	Gonda	1'10.072	0'40.242	Onslow-Cole	1'10.317	0'40.277	Still	1'13.459	0'43.274	Bell
9 ^a - 3	1'52.745	0'39.618		1'45.335	0'35.220		1'44.793	0'34.721		1'45.410	0'35.093		1'56.521	0'43.062	PIT
10 ^a - 1	0'30.646	0'30.646	258.374	0'30.050	0'30.050	264.059	0'29.836	0'29.836	262.774	0'31.024	0'31.024	264.059			
10 ^a - 2	1'16.360	0'45.714	Hahn	1'10.367	0'40.317	Gonda	1'10.018	0'40.182	Onslow-Cole	1'12.884	0'41.860	Still			
10 ^a - 3	2'01.818	0'45.458	PIT	1'50.886	0'40.519	PIT	1'45.083	0'35.065		1'53.502	0'40.618	PIT			
11 ^a - 1							0'32.452	0'32.452	252.928						
11 ^a - 2							1'15.849	0'43.397	Onslow-Cole						
11 ^a - 3							1'57.519	0'41.670	PIT						
12 ^a - 1															
12 ^a - 2															
12 ^a - 3															
13 ^a - 1															
13 ^a - 2															
13 ^a - 3															
14 ^a - 1															
14 ^a - 2															
14 ^a - 3															

Ideal Lap	
0'30.217	0'30.217
1'10.813	0'40.596
1'46.091	0'35.278

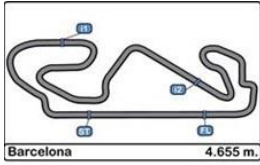
Ideal Lap	
0'29.682	0'29.682
1'09.874	0'40.192
1'44.808	0'34.934

Ideal Lap	
0'29.759	0'29.759
1'09.873	0'40.114
1'44.542	0'34.669

Ideal Lap	
0'30.003	0'30.003
1'10.280	0'40.277
1'45.163	0'34.883

Ideal Lap	
0'30.048	0'30.048
1'10.282	0'40.234
1'44.705	0'34.423

Ideal Best Lap	
0'29.682	0'29.682
1'09.343	0'39.661
1'43.756	0'34.413



**Circuito de Catalunya
International GT Open
Qualifying - 1**

Lap Analysis

28/10/2017

Number	23			24			25			39			51			
	Lap	Lap Time	Partial	Speed	Lap Time	Partial	Speed	Lap Time	Partial	Speed	Lap Time	Partial	Speed	Lap Time	Partial	Speed
1ª - 1	0'30.022	0'30.022		262.136	0'30.280	0'30.280	262.136	0'32.867	0'32.867	254.717	0'30.911	0'30.911	260.870	0'30.216	0'30.216	261.502
1ª - 2	1'10.547	0'40.525	Engelhart		1'10.725	0'40.445	Tappy	1'17.525	0'44.658		1'12.140	0'41.229	Dolby	1'10.751	0'40.535	Beirão da Veiga
1ª - 3	1'45.333	0'34.786			1'45.689	0'34.964		1'55.793	0'38.268		1'47.240	0'35.100		1'45.727	0'34.976	
2ª - 1	0'30.107	0'30.107		263.415	0'30.199	0'30.199	261.502	0'32.212	0'32.212	255.320	0'30.504	0'30.504	262.136	0'29.861	0'29.861	262.774
2ª - 2	1'10.857	0'40.750	Engelhart		1'10.485	0'40.286	Tappy	1'15.900	0'43.688	Dunbar	1'11.153	0'40.649	Dolby	1'10.065	0'40.204	Beirão da Veiga
2ª - 3	1'45.912	0'35.055			1'45.317	0'34.832		1'53.950	0'38.050		1'46.138	0'34.985		1'45.106	0'35.041	
3ª - 1	0'30.183	0'30.183		263.415	0'30.182	0'30.182	262.136	0'32.273	0'32.273	255.925	0'30.062	0'30.062	264.706	0'30.041	0'30.041	263.415
3ª - 2	1'11.797	0'41.614	Engelhart		1'10.437	0'40.255	Tappy	1'15.984	0'43.711	Dunbar	1'10.353	0'40.291	Dolby	1'10.578	0'40.537	Beirão da Veiga
3ª - 3	1'52.907	0'41.110	PIT		1'45.022	0'34.585		1'53.988	0'38.004		1'45.908	0'35.555		1'45.813	0'35.235	
4ª - 1	5'26.749	5'26.749		194.245	0'30.167	0'30.167	263.415	0'32.761	0'32.761	255.320	0'30.628	0'30.628	266.010	0'32.048	0'32.048	240.000
4ª - 2	6'07.815	0'41.066	Engelhart		1'10.576	0'40.409	Tappy	1'18.545	0'45.784	Dunbar	1'13.941	0'43.313	Dolby	1'13.663	0'41.615	Beirão da Veiga
4ª - 3	6'44.417	0'36.602			1'47.740	0'37.164		2'06.336	0'47.791	PIT	1'54.692	0'40.751	PIT	1'55.996	0'42.333	PIT
5ª - 1	0'29.993	0'29.993		262.774	0'30.385	0'30.385	260.241	2'45.798	2'45.798	170.887	12'05.416	12'05.416	198.530	10'43.503	10'43.503	151.473
5ª - 2	1'09.956	0'39.963	Engelhart		1'11.958	0'41.573	Tappy	3'28.740	0'42.942	Dunbar	12'46.561	0'41.145	Dolby	11'24.579	0'41.076	Beirão da Veiga
5ª - 3	1'44.369	0'34.413			1'53.224	0'41.266	PIT	4'06.215	0'37.475		13'21.554	0'34.993		12'01.420	0'36.841	
6ª - 1	0'29.766	0'29.766		262.774	6'08.209	6'08.209	162.163	0'31.349	0'31.349	256.533	0'30.276	0'30.276	262.774	0'29.859	0'29.859	262.136
6ª - 2	1'10.021	0'40.255	Engelhart		6'56.116	0'47.907	Tappy	1'14.847	0'43.498	Dunbar	1'10.649	0'40.373	Dolby	1'10.127	0'40.268	Beirão da Veiga
6ª - 3	1'51.368	0'41.347	PIT		7'32.733	0'36.617		1'52.461	0'37.614		1'45.379	0'34.730		1'44.995	0'34.868	
7ª - 1					0'30.078	0'30.078	264.059	0'31.639	0'31.639	257.757	0'30.015	0'30.015	263.415	0'29.881	0'29.881	264.059
7ª - 2					1'10.271	0'40.193	Tappy	1'14.133	0'42.494	Dunbar	1'10.358	0'40.343	Dolby	1'10.087	0'40.206	Beirão da Veiga
7ª - 3					1'45.015	0'34.744		1'51.340	0'37.207		1'45.083	0'34.725		1'44.911	0'34.824	
8ª - 1					0'30.157	0'30.157	265.357	0'31.212	0'31.212	257.757	0'29.927	0'29.927	264.059	0'29.704	0'29.704	264.059
8ª - 2					1'10.203	0'40.046	Tappy	1'13.977	0'42.765	Dunbar	1'10.420	0'40.493	Dolby	1'11.348	0'41.644	Beirão da Veiga
8ª - 3					1'44.887	0'34.684		1'50.660	0'36.683		1'45.297	0'34.877		1'47.781	0'36.433	
9ª - 1					0'30.002	0'30.002	264.706	0'31.082	0'31.082	257.757	0'30.275	0'30.275	262.774	0'29.870	0'29.870	261.502
9ª - 2					1'10.161	0'40.159	Tappy	1'13.505	0'42.423	Dunbar	1'10.790	0'40.515	Dolby	1'10.902	0'41.032	Beirão da Veiga
9ª - 3					1'45.653	0'35.492		1'50.130	0'36.625		2'00.253	0'49.463	PIT	1'51.919	0'41.017	PIT
10ª - 1					0'31.009	0'31.009	255.320	0'31.970	0'31.970	258.374						
10ª - 2					1'14.830	0'43.821	Tappy	1'16.038	0'44.068	Dunbar						
10ª - 3					1'52.699	0'37.869		2'00.854	0'44.816	PIT						
11ª - 1					0'30.255	0'30.255	263.415									
11ª - 2					1'12.904	0'42.649	Tappy									
11ª - 3					1'58.628	0'45.724	PIT									
12ª - 1																
12ª - 2																
12ª - 3																
13ª - 1																
13ª - 2																
13ª - 3																
14ª - 1																
14ª - 2																
14ª - 3																

Ideal Lap	
0'29.766	0'29.766
1'09.729	0'39.963
1'44.142	0'34.413

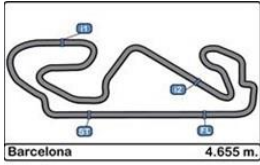
Ideal Lap	
0'30.002	0'30.002
1'10.048	0'40.046
1'44.633	0'34.585

Ideal Lap	
0'31.082	0'31.082
1'13.505	0'42.423
1'50.130	0'36.625

Ideal Lap	
0'29.927	0'29.927
1'10.218	0'40.291
1'44.943	0'34.725

Ideal Lap	
0'29.704	0'29.704
1'09.908	0'40.204
1'44.732	0'34.824

Ideal Best Lap	
0'29.682	0'29.682
1'09.343	0'39.661
1'43.756	0'34.413



**Circuit de Catalunya
International GT Open
Qualifying - 1**

Lap Analysis

28/10/2017

Number	54			55			63			65			88		
Lap	Lap Time	Partial	Speed	Lap Time	Partial	Speed	Lap Time	Partial	Speed	Lap Time	Partial	Speed	Lap Time	Partial	Speed
1ª - 1	0'29.950	0'29.950	260.870	0'30.253	0'30.253	258.374	1'09.827	1'09.827	Mapelli	0'29.970	0'29.970	260.870	0'30.980	0'30.980	260.870
1ª - 2	1'09.665	0'39.715	Costa	1'10.787	0'40.534	Farnbacher				1'10.271	0'40.301	Bouveng	1'12.784	0'41.804	West
1ª - 3	1'44.348	0'34.683		1'45.960	0'35.173		1'44.406	0'34.579		1'45.211	0'34.940		1'48.370	0'35.586	
2ª - 1	0'29.726	0'29.726	263.415	0'29.806	0'29.806	261.502	0'30.050	0'30.050	265.357	0'29.990	0'29.990	260.870	0'30.861	0'30.861	261.502
2ª - 2	1'09.547	0'39.821	Costa	1'10.203	0'40.397	Farnbacher	1'11.498	0'41.448	Mapelli	1'10.110	0'40.120	Bouveng	1'12.364	0'41.503	West
2ª - 3	1'44.401	0'34.854		1'45.364	0'35.161		1'50.608	0'39.110	PIT	1'44.903	0'34.793		1'48.129	0'35.765	
3ª - 1	0'33.195	0'33.195	263.415	0'32.046	0'32.046	262.774				0'29.879	0'29.879	261.502	0'30.669	0'30.669	260.241
3ª - 2	1'18.784	0'45.589	Costa	1'17.406	0'45.360	Farnbacher				1'10.591	0'40.712	Bouveng	1'11.962	0'41.293	West
3ª - 3	2'04.179	0'45.395	PIT	2'09.505	0'52.099	PIT				1'51.846	0'41.255	PIT	1'47.381	0'35.419	
4ª - 1	13'44.432	13'44.432	188.812	7'40.389	7'40.389	187.827				13'22.292	13'22.292	161.677	0'31.013	0'31.013	262.136
4ª - 2	14'30.253	0'45.821	Costa	8'22.965	0'42.576	Farnbacher				14'11.497	0'49.205	Bouveng	1'13.150	0'42.137	West
4ª - 3	15'05.988	0'35.735		8'59.821	0'36.856					14'51.707	0'40.210		1'54.092	0'40.942	PIT
5ª - 1	0'29.694	0'29.694	262.774	0'29.969	0'29.969	260.241				0'30.009	0'30.009	261.502	4'11.006	4'11.006	193.896
5ª - 2	1'09.355	0'39.661	Costa	1'10.277	0'40.308	Farnbacher				1'10.207	0'40.198	Bouveng	4'53.025	0'42.019	West
5ª - 3	1'44.410	0'35.055		1'45.296	0'35.019					1'45.165	0'34.958		5'28.785	0'35.760	
6ª - 1	0'31.865	0'31.865	261.502	0'29.698	0'29.698	262.136				0'29.842	0'29.842	262.136	0'30.542	0'30.542	260.870
6ª - 2	1'18.784	0'46.919	Costa	1'09.734	0'40.036	Farnbacher				1'10.000	0'40.158	Bouveng	1'11.563	0'41.021	West
6ª - 3	1'55.267	0'36.483		1'44.638	0'34.904					1'44.681	0'34.681		1'46.992	0'35.429	
7ª - 1	0'29.734	0'29.734	264.706	0'33.330	0'33.330	243.244				0'29.737	0'29.737	262.774	0'30.488	0'30.488	260.870
7ª - 2	1'09.666	0'39.932	Costa	1'24.178	0'50.848	Farnbacher				1'09.931	0'40.194	Bouveng	1'11.859	0'41.371	West
7ª - 3	1'44.530	0'34.864		2'12.149	0'47.971	PIT				1'44.831	0'34.900		1'53.274	0'41.415	PIT
8ª - 1	0'40.961	0'40.961	250.001							0'31.655	0'31.655	262.136			
8ª - 2	1'44.959	1'03.998	Costa							1'25.617	0'53.962	Bouveng			
8ª - 3	2'49.987	1'05.028	PIT							2'15.481	0'49.864	PIT			
9ª - 1															
9ª - 2															
9ª - 3															
10ª - 1															
10ª - 2															
10ª - 3															
11ª - 1															
11ª - 2															
11ª - 3															
12ª - 1															
12ª - 2															
12ª - 3															
13ª - 1															
13ª - 2															
13ª - 3															
14ª - 1															
14ª - 2															
14ª - 3															

Ideal Lap	
0'29.694	0'29.694
1'09.355	0'39.661
1'44.038	0'34.683

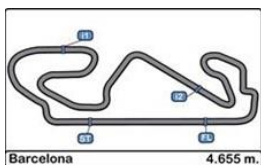
Ideal Lap	
0'29.698	0'29.698
1'09.734	0'40.036
1'44.638	0'34.904

Ideal Lap	
0'30.050	0'30.050
1'11.498	0'41.448
1'46.077	0'34.579

Ideal Lap	
0'29.737	0'29.737
1'09.857	0'40.120
1'44.538	0'34.681

Ideal Lap	
0'30.488	0'30.488
1'11.509	0'41.021
1'46.928	0'35.419

Ideal Best Lap	
0'29.682	0'29.682
1'09.343	0'39.661
1'43.756	0'34.413



Circuit de Catalunya International GT Open Qualifying - 1

Lap Analysis

28/10/2017

Number	96			99			333			488			555		
Lap	Lap Time	Partial	Speed	Lap Time	Partial	Speed	Lap Time	Partial	Speed	Lap Time	Partial	Speed	Lap Time	Partial	Speed
1 ^a - 1	0'30.428	0'30.428	261.502	0'30.701	0'30.701	258.374	0'30.689	0'30.689	257.757	0'31.253	0'31.253	255.925	0'30.347	0'30.347	260.870
1 ^a - 2	1'10.962	0'40.534	Ellis	1'11.744	0'41.043	Coimbra	1'11.980	0'41.291	Salikhov	1'12.435	0'41.182	Ramos	1'10.702	0'40.355	Liuzzi
1 ^a - 3	1'46.031	0'35.069		1'47.986	0'36.242		1'47.554	0'35.574		1'47.761	0'35.326		1'45.616	0'34.914	
2 ^a - 1	0'30.048	0'30.048	264.059	0'30.384	0'30.384	260.241	0'30.510	0'30.510	259.616	0'30.507	0'30.507	257.757	0'30.151	0'30.151	262.774
2 ^a - 2	1'10.430	0'40.382	Ellis	1'12.046	0'41.662	Coimbra	1'11.518	0'41.008	Salikhov	1'11.288	0'40.781	Ramos	1'10.601	0'40.450	Liuzzi
2 ^a - 3	1'45.302	0'34.872		1'57.603	0'45.557		1'46.777	0'35.259		1'46.293	0'35.005		1'45.367	0'34.766	
3 ^a - 1	0'30.072	0'30.072	264.706	0'30.439	0'30.439	259.616	0'30.268	0'30.268	260.241	0'30.369	0'30.369	258.374	0'30.241	0'30.241	263.415
3 ^a - 2	1'13.205	0'43.133	Ellis	1'11.673	0'41.234	Coimbra	1'10.968	0'40.700	Salikhov	1'10.807	0'40.438	Ramos	1'13.602	0'43.361	Liuzzi
3 ^a - 3	1'57.007	0'43.802	PIT	1'47.697	0'36.024		1'46.407	0'35.439		1'45.726	0'34.919		1'56.569	0'42.967	PIT
4 ^a - 1	9'19.702	9'19.702	145.749	0'30.239	0'30.239	260.870	0'30.542	0'30.542	260.870	0'29.986	0'29.986	258.993	4'57.229	4'57.229	190.477
4 ^a - 2	10'05.609	0'45.907	Ellis	1'12.432	0'42.193	Coimbra	1'11.511	0'40.969	Salikhov	1'10.524	0'40.538	Ramos	5'41.012	0'43.783	Liuzzi
4 ^a - 3	10'43.273	0'37.664		1'59.548	0'47.116		1'47.394	0'35.883		1'45.289	0'34.765		6'18.852	0'37.840	
5 ^a - 1	0'30.430	0'30.430	261.502	0'30.605	0'30.605	259.616	0'30.209	0'30.209	260.241	0'32.045	0'32.045	255.320	0'30.206	0'30.206	262.136
5 ^a - 2	1'11.912	0'41.482	Ellis	1'11.673	0'41.068	Coimbra	1'10.796	0'40.587	Salikhov	1'16.099	0'44.054	Ramos	1'10.619	0'40.413	Liuzzi
5 ^a - 3	1'47.228	0'35.316		1'47.187	0'35.514		1'46.183	0'35.387		2'01.708	0'45.609	PIT	1'45.491	0'34.872	
6 ^a - 1	0'30.245	0'30.245	264.059	0'31.033	0'31.033	252.337	0'31.801	0'31.801	259.616	2'25.710	2'25.710	179.402	0'30.124	0'30.124	262.136
6 ^a - 2	1'13.694	0'43.449	Ellis	1'12.574	0'41.541	Coimbra	1'14.304	0'42.503	Salikhov	3'08.391	0'42.681	Ramos	1'15.106	0'44.982	Liuzzi
6 ^a - 3	1'49.300	0'35.606		1'54.504	0'41.930	PIT	1'57.616	0'43.312	PIT	3'44.611	0'36.220		1'54.038	0'38.932	
7 ^a - 1	0'30.190	0'30.190	264.059	4'59.045	4'59.045	194.946	1'21.736	1'21.736	196.722	0'30.360	0'30.360	258.374	0'30.149	0'30.149	261.502
7 ^a - 2	1'11.074	0'40.884	Ellis	5'40.634	0'41.589	Coimbra	2'03.952	0'42.216	Salikhov	1'12.124	0'41.764	Ramos	1'15.713	0'45.564	Liuzzi
7 ^a - 3	1'51.339	0'40.265	PIT	6'16.614	0'35.980		2'40.055	0'36.103		1'47.551	0'35.427		1'51.932	0'36.219	
8 ^a - 1	2'16.546	2'16.546	160.238	0'30.372	0'30.372	260.241	0'30.372	0'30.372	258.993	0'30.138	0'30.138	258.374	0'30.182	0'30.182	261.502
8 ^a - 2	2'57.566	0'41.020	Ellis	1'11.101	0'40.729	Coimbra	1'11.236	0'40.864	Salikhov	1'10.484	0'40.346	Ramos	1'13.883	0'43.701	Liuzzi
8 ^a - 3	3'32.907	0'35.341		1'46.628	0'35.527		1'46.573	0'35.337		1'45.147	0'34.663		1'57.948	0'44.065	PIT
9 ^a - 1	0'30.206	0'30.206	263.415	0'30.163	0'30.163	260.241	0'30.262	0'30.262	258.993	0'29.985	0'29.985	259.616			
9 ^a - 2	1'11.094	0'40.888	Ellis	1'10.826	0'40.663	Coimbra	1'10.843	0'40.581	Salikhov	1'10.263	0'40.278	Ramos			
9 ^a - 3	1'57.446	0'46.352	PIT	1'46.743	0'35.917		1'46.112	0'35.269		1'44.982	0'34.719				
10 ^a - 1				0'31.605	0'31.605	262.136	0'30.339	0'30.339	259.616	0'29.941	0'29.941	260.241			
10 ^a - 2				1'17.618	0'46.013	Coimbra	1'10.921	0'40.582	Salikhov	1'10.075	0'40.134	Ramos			
10 ^a - 3				1'53.798	0'36.180		1'46.023	0'35.102		1'44.884	0'34.809				
11 ^a - 1				0'30.328	0'30.328	261.502	0'30.067	0'30.067	260.870	0'29.929	0'29.929	258.993			
11 ^a - 2				1'11.176	0'40.848	Coimbra	1'10.788	0'40.721	Salikhov	1'10.172	0'40.243	Ramos			
11 ^a - 3				1'46.623	0'35.447		1'46.018	0'35.230		1'44.904	0'34.732				
12 ^a - 1				0'30.272	0'30.272	261.502	0'30.219	0'30.219	260.241	0'31.839	0'31.839	258.993			
12 ^a - 2				1'11.266	0'40.994	Coimbra	1'10.758	0'40.539	Salikhov	1'14.961	0'43.122	Ramos			
12 ^a - 3				1'56.313	0'45.047	PIT	1'46.140	0'35.382		1'57.634	0'42.673	PIT			
13 ^a - 1							0'30.729	0'30.729	260.870						
13 ^a - 2							1'18.656	0'47.927	Salikhov						
13 ^a - 3							1'58.016	0'39.360							
14 ^a - 1							0'30.337	0'30.337	260.870						
14 ^a - 2							1'12.433	0'42.096	Salikhov						
14 ^a - 3							1'53.621	0'41.188	PIT						

Ideal Lap	
0'30.048	0'30.048
1'10.430	0'40.382
1'45.302	0'34.872

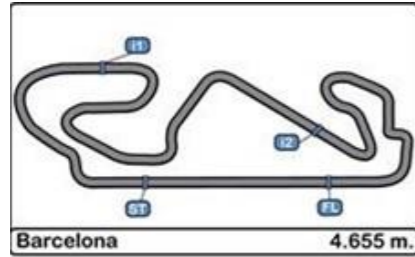
Ideal Lap	
0'30.163	0'30.163
1'10.826	0'40.663
1'46.273	0'35.447

Ideal Lap	
0'30.067	0'30.067
1'10.606	0'40.539
1'45.708	0'35.102

Ideal Lap	
0'29.929	0'29.929
1'10.063	0'40.134
1'44.726	0'34.663

Ideal Lap	
0'30.124	0'30.124
1'10.479	0'40.355
1'45.245	0'34.766

Ideal Best Lap	
0'29.682	0'29.682
1'09.343	0'39.661
1'43.756	0'34.413

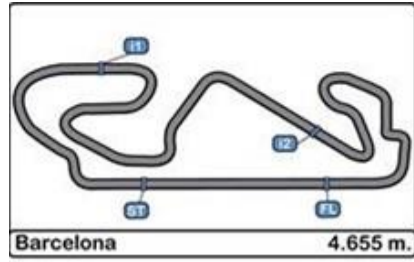


Circuit de Catalunya International GT Open Qualifying - 1

Best Sectors Results

28/10/2017

Sector - 1				Sector - 2				Sector - 3				Ideal Lap vs Best Lap			
Ord.	Nº	Driver	Time	Nº	Driver	Time	Nº	Driver	Time	Ord.	Nº	Driver	Ideal Lap	Best Lap	Ord.
1	17	Richard Gonda	29.682	54	Albert Costa	39.661	23	Christian Engelhart	34.413	1	54	Albert Costa	1'44.038	1'44.348	1
2	54	Albert Costa	29.694	23	Christian Engelhart	39.963	22	Rob Bell	34.423	2	23	Christian Engelhart	1'44.142	1'44.369	2
3	55	Dominik Farnbacher	29.698	55	Dominik Farnbacher	40.036	63	Marco Mapelli	34.579	3	65	Victor Bouveng	1'44.538	1'44.681	6
4	51	Lourenço Beirão da Veiga	29.704	24	Duncan Tappy	40.046	24	Duncan Tappy	34.585	4	20	Tom Onslow-Cole	1'44.542	1'44.651	5
5	65	Victor Bouveng	29.737	20	Tom Onslow-Cole	40.114	1	Raffaele Gianmaria	34.621	5	24	Duncan Tappy	1'44.633	1'44.887	10
6	20	Tom Onslow-Cole	29.759	65	Victor Bouveng	40.120	488	Miguel Ramos	34.663	6	55	Dominik Farnbacher	1'44.638	1'44.638	4
7	23	Christian Engelhart	29.766	488	Miguel Ramos	40.134	20	Tom Onslow-Cole	34.669	7	1	Raffaele Gianmaria	1'44.661	1'44.777	7
8	1	Raffaele Gianmaria	29.857	1	Raffaele Gianmaria	40.183	65	Victor Bouveng	34.681	8	22	Rob Bell	1'44.705	1'44.834	8
9	10	Jordan Witt	29.874	17	Richard Gonda	40.192	54	Albert Costa	34.683	9	488	Miguel Ramos	1'44.726	1'44.884	9
10	39	Craig Dolby	29.927	51	Lourenço Beirão da Veiga	40.204	8	Marco Cioci	34.723	10	51	Lourenço Beirão da Veiga	1'44.732	1'44.911	11
11	488	Miguel Ramos	29.929	22	Rob Bell	40.234	39	Craig Dolby	34.725	11	17	Richard Gonda	1'44.808	1'45.003	12
12	24	Duncan Tappy	30.002	21	Hendrik Still	40.277	555	Vitantonio Liuzzi	34.766	12	39	Craig Dolby	1'44.943	1'45.083	13
13	8	Marco Cioci	30.003	39	Craig Dolby	40.291	51	Lourenço Beirão da Veiga	34.824	13	8	Marco Cioci	1'45.082	1'45.117	14
14	21	Hendrik Still	30.003	10	Jordan Witt	40.315	96	Bradley Ellis	34.872	14	10	Jordan Witt	1'45.101	1'45.211	15
15	22	Rob Bell	30.048	555	Vitantonio Liuzzi	40.355	21	Hendrik Still	34.883	15	21	Hendrik Still	1'45.163	1'45.384	18
16	96	Bradley Ellis	30.048	8	Marco Cioci	40.356	55	Dominik Farnbacher	34.904	16	555	Vitantonio Liuzzi	1'45.245	1'45.367	17
17	63	Marco Mapelli	30.050	96	Bradley Ellis	40.382	10	Jordan Witt	34.912	17	96	Bradley Ellis	1'45.302	1'45.302	16
18	333	Rinat Salikhov	30.067	333	Rinat Salikhov	40.539	17	Richard Gonda	34.934	18	333	Rinat Salikhov	1'45.708	1'46.018	19
19	555	Vitantonio Liuzzi	30.124	16	Marcelo Hahn	40.596	333	Rinat Salikhov	35.102	19	63	Marco Mapelli	1'46.077	1'44.406	3
20	99	António Coimbra	30.163	99	António Coimbra	40.663	16	Marcelo Hahn	35.278	20	16	Marcelo Hahn	1'46.091	1'46.091	20
21	16	Marcelo Hahn	30.217	88	Alexander West	41.021	12	Marcio Basso	35.419	21	99	António Coimbra	1'46.273	1'46.623	21
22	88	Alexander West	30.488	12	Marcio Basso	41.305	88	Alexander West	35.419	22	88	Alexander West	1'46.928	1'46.992	22
23	12	Marcio Basso	30.655	63	Marco Mapelli	41.448	99	António Coimbra	35.447	23	12	Marcio Basso	1'47.379	1'47.511	23
24	25	Ivor Dunbar	31.082	5	Fu Songyang	42.122	25	Ivor Dunbar	36.625	24	25	Ivor Dunbar	1'50.130	1'50.130	24
25	5	Fu Songyang	31.210	25	Ivor Dunbar	42.423	5	Fu Songyang	36.914	25	5	Fu Songyang	1'50.246	1'50.565	25



Circuito de Catalunya
International GT Open
Qualifying - 1

Best Top Speeds

28/10/2017

Ord.	Nº	Entrant / Team	Nat.	Driver	Nat.	St.	Driver 2	Nat.	St.	Vehicle	Cat.	Cla.	Top 1		Top 2		Top 3		Top 4		Top 5		Avg.
													Km/h	Lap	Km/h	Lap	Km/h	Lap	Km/h	Lap	Km/h	Lap	
1	10	Jordan Racing	GBR	Jordan Witt	GBR	Bronze	Michael Meadows	GBR	Gold	Bentley GT3	PROAM	1º	270.000	7	268.657	3	268.657	8	268.657	4	267.327	2	268.659
2	21	Konrad Motorsport	DEU	Hendrik Still	DEU	Silver	Paul Scheuschner	DEU	Bronze	Lamborghini Huracan GT3	PROAM	2º	268.657	9	267.327	10	266.667	5	266.010	3	266.010	4	266.934
3	22	Shaun Balfe / Balfe Motorsport	GBR	Shaun Balfe	GBR	Bronze	Rob Bell	GBR	Platinum	McLaren 650 S GT3 2015	PROAM	3º	266.010	9	266.010	10	264.706	4	264.706	8	263.415	2	264.969
4	39	Nigel Mustill / Wessex Vehicles	GBR	Craig Dolby	GBR	Gold	Sebastian Morris	GBR	Silver	Lamborghini Gallardo Rex GT3	PRO	1º	266.010	5	264.706	4	264.059	9	263.415	8	262.774	7	264.193
5	17	Senkyr Motorsport	CZE	Jakub Knoll	CZE	Silver	Richard Gonda	SVK	Bronze	BMW M6 GT3	PROAM	4º	265.356	10	264.059	8	264.059	11	263.415	3	263.415	9	264.061
6	24	Garage 59	GBR	Michael Benham	GBR	Bronze	Duncan Tappy	GBR	Gold	McLaren 650 S GT3 2015	PROAM	5º	265.356	9	264.706	10	264.059	8	263.415	12	263.415	5	264.190
7	63	Imperiale Racing	ITA	Giovanni Venturini	ITA	Gold	Marco Mapelli	ITA	Gold	Lamborghini Huracan GT3	PRO	2º	265.356	3									265.356
8	54	Emil Frey Lexus Racing	CHE	Albert Costa	ESP	Gold	Philipp Frommenwiler	CHE	Silver	Lexus RC F GT3	PRO	3º	264.706	8	263.415	3	263.415	4	262.774	6	261.501	7	263.162
9	96	Optimum Motorsport	GBR	Bradley Ellis	GBR	Silver	Oliver Wilkinson	GBR	Bronze	Audi R8 LMS	PROAM	6º	264.706	4	264.059	3	264.059	7	264.059	8	263.415	10	264.059
10	51	RACE / BMW Team Teo Martín	ESP	Lourenço Beirão da Veiga	PRT	Silver	António Félix da Costa	PRT	Gold	BMW M6 GT3	PRO	4º	264.059	9	264.059	8	263.415	4	262.774	3	262.136	7	263.288
11	23	Imperiale Racing	ITA	Vito Postiglione	ITA	Gold	Christian Engelhart	DEU	Gold	Lamborghini Huracan GT3	PRO	5º	263.415	4	263.415	3	262.774	6	262.774	7	262.136	2	262.903
12	555	FFF Racing Team by ACM	CHN	Hiroshi Hamaguchi	JPN	Bronze	Vitantonio Liuzzi	ITA	Platinum	Lamborghini Huracan GT3	PROAM	7º	263.415	4	262.774	3	262.136	7	262.136	6	261.501	9	262.392
13	20	SPS Automotive Performance	DEU	Valentin Pierburg	DEU	Bronze	Tom Onslow-Cole	GBR	Gold	Mercedes AMG GT3	PROAM	8º	262.774	5	262.774	11	262.136	4	262.136	6	262.136	10	262.391
14	55	Farnbacher Racing	DEU	Dominik Farnbacher	DEU	Gold	Mario Farnbacher	DEU	Silver	Lexus RC F GT3	PRO	6º	262.774	4	262.136	7	261.501	3	260.241	6	258.373	2	261.005
15	65	RACE / BMW Team Teo Martín	ESP	Victor Bouveng	SWE	Silver	Fran Rueda	ESP	Silver	BMW M6 GT3	PRO	7º	262.774	8	262.136	9	262.136	7	261.501	4	261.501	6	262.010
16	1	Imperiale Racing	ITA	Thomas Biagi	ITA	Gold	Raffaele Gianmaria	ITA	Gold	Lamborghini Huracan GT3	PRO	8º	262.136	4	262.136	7	262.136	8	261.501	6	261.501	3	261.882
17	16	Drivex School	ESP	Marcelo Hahn	BRA	Bronze	Allam Khodair	BRA	Gold	Mercedes AMG GT3	PROAM	9º	262.136	9	262.136	3	262.136	8	260.241	6	260.241	7	261.378
18	88	Garage 59	GBR	Alexander West	SWE	Bronze	Côme Ledogar	FRA	Platinum	McLaren 650 S GT3 2015	PROAM	10º	262.136	5	261.501	3	260.870	7	260.870	2	260.870	8	261.249
19	99	Sports and You	PRT	António Coimbra	PRT	Bronze	Luis Silva	PRT	Bronze	Mercedes AMG GT3	AM	1º	262.136	11	261.501	12	261.501	13	260.870	5	260.241	3	261.250
20	8	AF Corse	ITA	Piergiuseppe Perazzini	ITA	Bronze	Marco Cioci	ITA	Gold	Ferrari 488 GT3	PROAM	11º	260.870	4	260.870	5	260.241	10	260.241	11	259.615	9	260.367
21	333	Rinaldi Racing	DEU	Rinat Salikhov	RUS	Bronze	Sergei Borisov	RUS	Bronze	Ferrari 488 GT3	AM	2º	260.870	5	260.870	12	260.870	14	260.870	15	260.241	6	260.744
22	488	Spirit of Race	CHE	Miguel Ramos	PRT	Silver	Mikkel Mac	DNK	Gold	Ferrari 488 GT3	PRO	9º	260.241	11	259.615	10	258.993	5	258.993	12	258.993	13	259.367
23	12	Sports and You	PRT	Marcio Basso	BRA	Bronze	Nonô Figueiredo	BRA	Bronze	Mercedes AMG GT3	AM	3º	259.615	11	259.615	9	259.615	13	258.993	5	258.373	10	259.242
24	25	FF Corse	GBR	Ivor Dunbar	GBR	Bronze	Johnny Mowlem	GBR	Gold	Ferrari 488 GT3	PROAM	12º	258.373	11	257.757	8	257.757	9	257.757	10	256.532	7	257.635
25	5	SF Racing	CHN	Fu Songyang	CHN	Bronze	Andrea Caldarelli	ITA	Gold	Ferrari 488 GT3	PROAM	13º	257.756	5	257.143	3	256.532	4	255.924	7	255.924	8	256.656





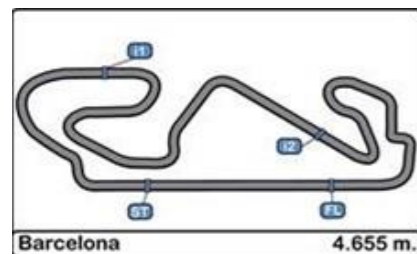
**Circuit de Catalunya
International GT Open
Qualifying - 1**

Fastest Lap Sequence

28/10/2017

<u>Time of Day</u>	<u>Session Time</u>	<u>Nº</u>	<u>Entrant / Team</u>	<u>Nat.</u>	<u>Driver</u>	<u>Nat.</u>	<u>St.</u>	<u>Driver 2</u>	<u>Nat.</u>	<u>St.</u>	<u>Vehicle</u>	<u>Cat.</u>	<u>Time</u>	<u>Km/h</u>	<u>Lap</u>
11:18'48.382	3'42.782	333	Rinaldi Racing	DEU	Rinat Salikhov	RUS	Bronze	Sergei Borisov	RUS	Bronze	Ferrari 488 GT3	AM	1'47.554	155.810	2
11:19'36.877	4'31.340	24	Garage 59	GBR	Michael Benham	GBR	Bronze	Duncan Tappy	GBR	Gold	McLaren 650 S GT3 2015	PROAM	1'45.689	158.560	2
11:20'10.947	5'05.391	10	Jordan Racing	GBR	Jordan Witt	GBR	Bronze	Michael Meadows	GBR	Gold	Bentley GT3	PROAM	1'45.461	158.902	2
11:20'15.381	5'09.905	54	Emil Frey Lexus Racing	CHE	Albert Costa	ESP	Gold	Philipp Frommenwiler	CHE	Silver	Lexus RC F GT3	PRO	1'44.348	160.597	2





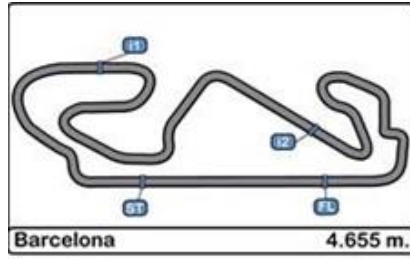
Circuito de Catalunya International GT Open

Event Maximum Speed

28/10/2017

Ord.	Nº	Entrant / Team	Nat.	Driver	Nat.	St.	Driver 2	Nat.	St.	Vehicle	Cat.	Cla.	Km/h	Lap	Session
1	10	Jordan Racing	GBR	Jordan Witt	GBR	Bronze	Michael Meadows	GBR	Gold	Bentley GT3	PROAM	1º	270.000	7	Qualifying - 1
2	21	Konrad Motorsport	DEU	Hendrik Still	DEU	Silver	Paul Scheuschner	DEU	Bronze	Lamborghini Huracan GT3	PROAM	2º	268.657	9	Qualifying - 1
3	22	Shaun Balfe / Balfe Motorsport	GBR	Shaun Balfe	GBR	Bronze	Rob Bell	GBR	Platinum	McLaren 650 S GT3 2015	PROAM	3º	266.010	9	Qualifying - 1
4	39	Nigel Mustill / Wessex Vehicles	GBR	Craig Dolby	GBR	Gold	Sebastian Morris	GBR	Silver	Lamborghini Gallardo Rex GT3	PRO	1º	266.010	5	Qualifying - 1
5	17	Senkyr Motorsport	CZE	Jakub Knoll	CZE	Silver	Richard Gonda	SVK	Bronze	BMW M6 GT3	PROAM	4º	265.357	10	Qualifying - 1
6	23	Imperiale Racing	ITA	Vito Postiglione	ITA	Gold	Christian Engelhart	DEU	Gold	Lamborghini Huracan GT3	PRO	2º	265.357	7	Free Practice 2
7	24	Garage 59	GBR	Michael Benham	GBR	Bronze	Duncan Tappy	GBR	Gold	McLaren 650 S GT3 2015	PROAM	5º	265.357	9	Qualifying - 1
8	63	Imperiale Racing	ITA	Giovanni Venturini	ITA	Gold	Marco Mapelli	ITA	Gold	Lamborghini Huracan GT3	PRO	3º	265.357	3	Qualifying - 1
9	54	Emil Frey Lexus Racing	CHE	Albert Costa	ESP	Gold	Philipp Frommenwiler	CHE	Silver	Lexus RC F GT3	PRO	4º	264.706	8	Qualifying - 1
10	96	Optimum Motorsport	GBR	Bradley Ellis	GBR	Silver	Oliver Wilkinson	GBR	Bronze	Audi R8 LMS	PROAM	6º	264.706	4	Qualifying - 1
11	51	RACE / BMW Team Teo Martín	ESP	Lourenço Beirão da Veiga	PRT	Silver	António Félix da Costa	PRT	Gold	BMW M6 GT3	PRO	5º	264.059	9	Qualifying - 1
12	16	Drivex School	ESP	Marcelo Hahn	BRA	Bronze	Allam Khodair	BRA	Gold	Mercedes AMG GT3	PROAM	7º	263.415	5	Free Practice 2
13	555	FFF Racing Team by ACM	CHN	Hiroshi Hamaguchi	JPN	Bronze	Vitantonio Liuzzi	ITA	Platinum	Lamborghini Huracan GT3	PROAM	8º	263.415	4	Qualifying - 1
14	1	Imperiale Racing	ITA	Thomas Biagi	ITA	Gold	Raffaele Gianmaria	ITA	Gold	Lamborghini Huracan GT3	PRO	6º	262.774	13	Free Practice 2
15	20	SPS Automotive Performance	DEU	Valentin Pierburg	DEU	Bronze	Tom Onslow-Cole	GBR	Gold	Mercedes AMG GT3	PROAM	9º	262.774	5	Qualifying - 1
16	55	Farnbacher Racing	DEU	Dominik Farnbacher	DEU	Gold	Mario Farnbacher	DEU	Silver	Lexus RC F GT3	PRO	7º	262.774	4	Qualifying - 1
17	65	RACE / BMW Team Teo Martín	ESP	Victor Bouveng	SWE	Silver	Fran Rueda	ESP	Silver	BMW M6 GT3	PRO	8º	262.774	8	Qualifying - 1
18	5	SF Racing	CHN	Fu Songyang	CHN	Bronze	Andrea Caldarelli	ITA	Gold	Ferrari 488 GT3	PROAM	10º	262.136	19	Free Practice 2
19	88	Garage 59	GBR	Alexander West	SWE	Bronze	Côme Ledogar	FRA	Platinum	McLaren 650 S GT3 2015	PROAM	11º	262.136	16	Free Practice 2
20	99	Sports and You	PRT	António Coimbra	PRT	Bronze	Luis Silva	PRT	Bronze	Mercedes AMG GT3	AM	1º	262.136	11	Qualifying - 1
21	333	Rinaldi Racing	DEU	Rinat Salikhov	RUS	Bronze	Sergei Borisov	RUS	Bronze	Ferrari 488 GT3	AM	2º	262.136	11	Free Practice 2
22	12	Sports and You	PRT	Marcio Basso	BRA	Bronze	Nonô Figueiredo	BRA	Bronze	Mercedes AMG GT3	AM	3º	261.502	23	Free Practice 1
23	488	Spirit of Race	CHE	Miguel Ramos	PRT	Silver	Mikkel Mac	DNK	Gold	Ferrari 488 GT3	PRO	9º	261.502	22	Free Practice 2
24	8	AF Corse	ITA	Piergiuseppe Perazzini	ITA	Bronze	Marco Cioci	ITA	Gold	Ferrari 488 GT3	PROAM	12º	260.870	21	Free Practice 2
25	25	FF Corse	GBR	Ivor Dunbar	GBR	Bronze	Johnny Mowlem	GBR	Gold	Ferrari 488 GT3	PROAM	13º	259.616	14	Free Practice 1





**Circuit de Catalunya
International GT Open
Qualifying - 1**

Weather Report

28/10/2017

Track Status DRY

