

Circuit de Catalunya International GT Open Free Practice 2

Results

27/10/2017

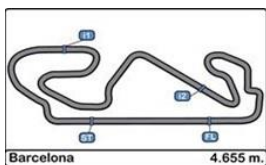
Ord.	Nº	Entrant / Team	Nat.	Driver	Nat.	St.	Driver 2	Nat.	St.	Vehicle	Cat.	Cla.	Laps	Best	Time	Gap	Interval	Km/h
1	5	SF Racing	CHN	Fu Songyang	CHN	Bronze	Andrea Caldarelli	ITA	Gold	Ferrari 488 GT3	PROAM	1º	19	18	1'45.808			158.381
2	488	Spirit of Race	CHE	Miguel Ramos	PRT	Silver	Mikkel Mac	DNK	Gold	Ferrari 488 GT3	PRO	1º	29	27	1'46.925	1"117	1"117	156.727
3	12	Sports and You	PRT	Marcio Basso	BRA	Bronze	Nonô Figueiredo	BRA	Bronze	Mercedes AMG GT3	AM	1º	24	23	1'47.091	1"283	0"166	156.484
4	55	Farnbacher Racing	DEU	Dominik Farnbacher	DEU	Gold	Mario Farnbacher	DEU	Silver	Lexus RC F GT3	PRO	2º	24	15	1'47.095	1"287	0"004	156.478
5	16	Drivex School	ESP	Marcelo Hahn	BRA	Bronze	Allam Khodair	BRA	Gold	Mercedes AMG GT3	PROAM	2º	25	4	1'47.206	1"398	0"111	156.316
6	1	Imperiale Racing	ITA	Thomas Biagi	ITA	Gold	Raffaele Gianmaria	ITA	Gold	Lamborghini Huracan GT3	PRO	3º	24	8	1'47.453	1"645	0"247	155.957
7	23	Imperiale Racing	ITA	Vito Postiglione	ITA	Gold	Christian Engelhart	DEU	Gold	Lamborghini Huracan GT3	PRO	4º	26	16	1'47.523	1"715	0"070	155.855
8	88	Garage 59	GBR	Alexander West	SWE	Bronze	Côme Ledogar	FRA	Platinum	McLaren 650 S GT3 2015	PROAM	3º	26	19	1'47.640	1"832	0"117	155.686
9	99	Sports and You	PRT	António Coimbra	PRT	Bronze	Luis Silva	PRT	Bronze	Mercedes AMG GT3	AM	2º	23	22	1'47.658	1"850	0"018	155.660
10	39	Nigel Mustill / Wessex Vehicles	GBR	Craig Dolby	GBR	Gold	Sebastian Morris	GBR	Silver	Lamborghini Gallardo Rex GT3	PRO	5º	25	14	1'47.668	1"860	0"010	155.645
11	24	Garage 59	GBR	Michael Benham	GBR	Bronze	Duncan Tappy	GBR	Gold	McLaren 650 S GT3 2015	PROAM	4º	22	12	1'47.712	1"904	0"044	155.582
12	8	AF Corse	ITA	Piergiuseppe Perazzini	ITA	Bronze	Marco Cioci	ITA	Gold	Ferrari 488 GT3	PROAM	5º	27	21	1'47.815	2"007	0"103	155.433
13	21	Konrad Motorsport	DEU	Hendrik Still	DEU	Silver	Paul Scheuschner	DEU	Bronze	Lamborghini Huracan GT3	PROAM	6º	28	5	1'47.909	2"101	0"094	155.298
14	54	Emil Frey Lexus Racing	CHE	Albert Costa	ESP	Gold	Philipp Frommenwiler	CHE	Silver	Lexus RC F GT3	PRO	6º	16	14	1'48.126	2"318	0"217	154.986
15	63	Imperiale Racing	ITA	Giovanni Venturini	ITA	Gold	Marco Mapelli	ITA	Gold	Lamborghini Huracan GT3	PRO	7º	18	3	1'48.148	2"340	0"022	154.954
16	20	SPS Automotive Performance	DEU	Valentin Pierburg	DEU	Bronze	Tom Onslow-Cole	GBR	Gold	Mercedes AMG GT3	PROAM	7º	30	5	1'48.322	2"514	0"174	154.705
17	555	FFF Racing Team by ACM	CHN	Hiroshi Hamaguchi	JPN	Bronze	Vitantonio Liuzzi	ITA	Platinum	Lamborghini Huracan GT3	PROAM	8º	26	16	1'48.362	2"554	0"040	154.648
18	65	RACE / BMW Team Teo Martín	ESP	Victor Bouveng	SWE	Silver	Fran Rueda	ESP	Silver	BMW M6 GT3	PRO	8º	28	17	1'48.726	2"918	0"364	154.131
19	22	Shaun Balfe / Balfe Motorsport	GBR	Shaun Balfe	GBR	Bronze	Rob Bell	GBR	Platinum	McLaren 650 S GT3 2015	PROAM	9º	10	9	1'48.911	3"103	0"185	153.869
20	17	Senkyr Motorsport	CZE	Jakub Knoll	CZE	Silver	Richard Gonda	SVK	Silver	BMW M6 GT3	PRO	9º	19	8	1'49.007	3"199	0"096	153.733
21	96	Optimum Motorsport	GBR	Bradley Ellis	GBR	Silver	Oliver Wilkinson	GBR		Audi R8 LMS			20	10	1'49.066	3"258	0"059	153.650
22	51	RACE / BMW Team Teo Martín	ESP	Lourenço Beirão da Veiga	PRT	Silver	António Félix da Costa	PRT	Gold	BMW M6 GT3	PRO	10º	31	12	1'49.067	3"259	0"001	153.649
23	10	Jordan Racing	GBR	Jordan Witt	GBR	Bronze	Michael Meadows	GBR	Gold	Bentley GT3	PROAM	10º	22	13	1'49.370	3"562	0"303	153.223
24	333	Rinaldi Racing	DEU	Rinat Salikhov	RUS	Bronze	Sergei Borisov	RUS	Bronze	Ferrari 488 GT3	AM	3º	28	5	1'50.368	4"560	0"998	151.837
25	25	FF Corse	GBR	Ivor Dunbar	GBR	Bronze	Johnny Mowlem	GBR	Gold	Ferrari 488 GT3	PROAM	11º	22	17	1'53.282	7"474	2"914	147.932

Published at:.....

Track Status **DRY**

Stewards: 	Race Director: 	Timekeeper: 
----------------------	---------------------------	---





**Circuito de Catalunya
International GT Open
Free Practice 2**

Lap Analysis

27/10/2017

Number	1			5			8			10			12		
	Lap Time	Partial	Speed	Lap Time	Partial	Speed	Lap Time	Partial	Speed	Lap Time	Partial	Speed	Lap Time	Partial	Speed
22 ^a - 1	1'39.939	1'39.939	194.595				0'31.059	0'31.059	258.993				0'30.439	0'30.439	260.241
22 ^a - 2	2'22.185	0'42.246					1'13.416	0'42.357					1'11.677	0'41.238	
22 ^a - 3	3'02.741	0'40.556	PIT				1'56.029	0'42.613	PIT				1'47.091	0'35.414	
23 ^a - 1	1'39.790	1'39.790	191.830				4'09.402	4'09.402	191.151				0'30.630	0'30.630	261.502
23 ^a - 2	2'23.964	0'44.174					4'51.391	0'41.989					1'11.894	0'41.264	
23 ^a - 3	3'09.059	0'45.095	PIT				5'29.809	0'38.418					1'58.102	0'46.208	PIT
24 ^a - 1							0'30.888	0'30.888	258.993						
24 ^a - 2							1'12.667	0'41.779							
24 ^a - 3							1'53.356	0'40.689							
25 ^a - 1							0'31.035	0'31.035	257.143						
25 ^a - 2							1'12.533	0'41.498							
25 ^a - 3							1'48.481	0'35.948							
26 ^a - 1							0'31.082	0'31.082	258.374						
26 ^a - 2							1'12.698	0'41.616							
26 ^a - 3							1'59.287	0'46.589	PIT						
27 ^a - 1															
27 ^a - 2															
27 ^a - 3															
28 ^a - 1															
28 ^a - 2															
28 ^a - 3															
29 ^a - 1															
29 ^a - 2															
29 ^a - 3															
30 ^a - 1															
30 ^a - 2															
30 ^a - 3															

Ideal Lap	
0'30.532	0'30.532
1'11.787	0'41.255
1'47.299	0'35.512

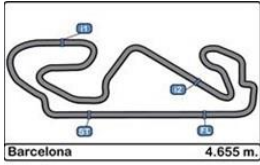
Ideal Lap	
0'30.091	0'30.091
1'10.725	0'40.634
1'45.540	0'34.815

Ideal Lap	
0'30.761	0'30.761
1'12.132	0'41.371
1'47.815	0'35.683

Ideal Lap	
0'30.860	0'30.860
1'12.697	0'41.837
1'49.016	0'36.319

Ideal Lap	
0'30.439	0'30.439
1'11.677	0'41.238
1'47.091	0'35.414

Ideal Best Lap	
0'30.091	0'30.091
1'10.725	0'40.634
1'45.540	0'34.815



**Circuito de Catalunya
International GT Open
Free Practice 2**

Lap Analysis

27/10/2017

Number	16			17			20			21			22		
	Lap Time	Partial	Speed	Lap Time	Partial	Speed	Lap Time	Partial	Speed	Lap Time	Partial	Speed	Lap Time	Partial	Speed
22 ^a - 1	0'31.743	0'31.743	259.616				0'31.396	0'31.396	259.616	0'31.834	0'31.834	261.502			
22 ^a - 2	1'14.145	0'42.402					1'13.964	0'42.568		1'15.427	0'43.593				
22 ^a - 3	1'51.128	0'36.983					1'51.049	0'37.085		1'52.671	0'37.244				
23 ^a - 1	0'31.600	0'31.600	260.241				0'31.643	0'31.643	257.757	0'31.707	0'31.707	262.136			
23 ^a - 2	1'14.242	0'42.642					1'14.411	0'42.768		1'14.558	0'42.851				
23 ^a - 3	1'51.287	0'37.045					1'51.573	0'37.162		1'51.947	0'37.389				
24 ^a - 1	0'31.726	0'31.726	260.870				0'31.787	0'31.787	258.374	0'31.863	0'31.863	261.502			
24 ^a - 2	1'24.287	0'52.561					1'14.522	0'42.735		1'15.107	0'43.244				
24 ^a - 3	2'17.276	0'52.989	PIT				1'56.447	0'41.925	PIT	1'52.613	0'37.506				
25 ^a - 1							3'27.421	3'27.421	172.249	0'31.727	0'31.727	262.136			
25 ^a - 2							4'11.105	0'43.684		1'14.843	0'43.116				
25 ^a - 3							4'47.870	0'36.765		1'52.115	0'37.272				
26 ^a - 1							0'31.285	0'31.285	259.616	0'31.708	0'31.708	262.136			
26 ^a - 2							1'13.468	0'42.183		1'14.576	0'42.868				
26 ^a - 3							1'50.844	0'37.376		1'52.129	0'37.553				
27 ^a - 1							0'31.131	0'31.131	258.993	0'33.758	0'33.758	211.351			
27 ^a - 2							1'13.355	0'42.224		1'22.846	0'49.088				
27 ^a - 3							1'49.888	0'36.533		2'06.872	0'44.026	PIT			
28 ^a - 1							0'31.235	0'31.235	258.993						
28 ^a - 2							1'13.008	0'41.773							
28 ^a - 3							1'49.275	0'36.267							
29 ^a - 1							0'30.970	0'30.970	260.241						
29 ^a - 2							1'12.800	0'41.830							
29 ^a - 3							2'00.051	0'47.251	PIT						
30 ^a - 1															
30 ^a - 2															
30 ^a - 3															

Ideal Lap	
0'30.490	0'30.490
1'11.627	0'41.137
1'47.072	0'35.445

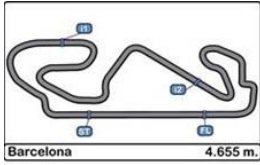
Ideal Lap	
0'30.749	0'30.749
1'12.396	0'41.647
1'48.870	0'36.474

Ideal Lap	
0'30.896	0'30.896
1'12.376	0'41.480
1'48.304	0'35.928

Ideal Lap	
0'30.689	0'30.689
1'12.146	0'41.457
1'47.909	0'35.763

Ideal Lap	
0'30.940	0'30.940
1'12.904	0'41.964
1'48.860	0'35.956

Ideal Best Lap	
0'30.091	0'30.091
1'10.725	0'40.634
1'45.540	0'34.815



**Circuito de Catalunya
International GT Open
Free Practice 2**

Lap Analysis

27/10/2017

Number	23			24			25			39			51		
Lap	Lap Time	Partial	Speed	Lap Time	Partial	Speed	Lap Time	Partial	Speed	Lap Time	Partial	Speed	Lap Time	Partial	Speed
22 ^a - 1	0'30.943	0'30.943	260.870							0'31.435	0'31.435	262.136	0'31.341	0'31.341	258.374
22 ^a - 2	1'12.570	0'41.627								1'13.627	0'42.192		1'14.080	0'42.739	
22 ^a - 3	1'48.934	0'36.364								1'54.099	0'40.472	PIT	1'51.030	0'36.950	
23 ^a - 1	0'30.848	0'30.848	261.502							5'03.032	5'03.032	196.722	0'31.380	0'31.380	256.533
23 ^a - 2	1'12.508	0'41.660								5'46.425	0'43.393		1'14.319	0'42.939	
23 ^a - 3	1'48.597	0'36.089								6'23.412	0'36.987		1'51.067	0'36.748	
24 ^a - 1	0'30.759	0'30.759	261.502							0'31.123	0'31.123	262.136	0'31.135	0'31.135	256.533
24 ^a - 2	1'12.543	0'41.784								1'12.916	0'41.793		1'13.568	0'42.433	
24 ^a - 3	1'52.226	0'39.683	PIT							1'53.468	0'40.552	PIT	1'50.230	0'36.662	
25 ^a - 1	1'42.104	1'42.104	193.896										0'31.487	0'31.487	255.925
25 ^a - 2	2'24.274	0'42.170											1'13.934	0'42.447	
25 ^a - 3	3'04.317	0'40.043	PIT										1'50.955	0'37.021	
26 ^a - 1													0'31.445	0'31.445	254.717
26 ^a - 2													1'14.176	0'42.731	
26 ^a - 3													1'51.053	0'36.877	
27 ^a - 1													0'31.202	0'31.202	255.925
27 ^a - 2													1'13.811	0'42.609	
27 ^a - 3													1'50.737	0'36.926	
28 ^a - 1													0'31.432	0'31.432	255.320
28 ^a - 2													1'14.941	0'43.509	
28 ^a - 3													1'52.228	0'37.287	
29 ^a - 1													0'31.667	0'31.667	256.533
29 ^a - 2													1'14.445	0'42.778	
29 ^a - 3													1'58.467	0'44.022	PIT
30 ^a - 1													1'50.886	1'50.886	192.858
30 ^a - 2													2'35.640	0'44.754	
30 ^a - 3													3'15.699	0'40.059	PIT

Ideal Lap	
0'30.579	0'30.579
1'11.793	0'41.214
1'47.407	0'35.614

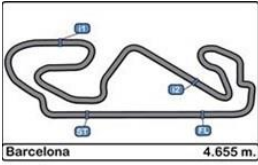
Ideal Lap	
0'30.767	0'30.767
1'12.068	0'41.301
1'47.503	0'35.435

Ideal Lap	
0'31.971	0'31.971
1'15.412	0'43.441
1'53.148	0'37.736

Ideal Lap	
0'30.577	0'30.577
1'11.921	0'41.344
1'47.488	0'35.567

Ideal Lap	
0'30.958	0'30.958
1'12.820	0'41.862
1'49.067	0'36.247

Ideal Best Lap	
0'30.091	0'30.091
1'10.725	0'40.634
1'45.540	0'34.815



**Circuit de Catalunya
International GT Open
Free Practice 2**

Lap Analysis

27/10/2017

Number	54			55			63			65			88		
	Lap Time	Partial	Speed	Lap Time	Partial	Speed	Lap Time	Partial	Speed	Lap Time	Partial	Speed	Lap Time	Partial	Speed
22 ^a - 1				0'30.675	0'30.675	261.502				0'31.209	0'31.209	258.374	0'31.785	0'31.785	259.616
22 ^a - 2				1'12.169	0'41.494					1'13.216	0'42.007		1'14.246	0'42.461	
22 ^a - 3				1'48.161	0'35.992					1'49.192	0'35.976		1'52.001	0'37.755	
23 ^a - 1				0'30.608	0'30.608	261.502				0'31.126	0'31.126	258.374	0'31.551	0'31.551	259.616
23 ^a - 2				1'12.145	0'41.537					1'13.053	0'41.927		1'14.107	0'42.556	
23 ^a - 3				1'55.494	0'43.349	PIT				1'48.788	0'35.735		1'50.851	0'36.744	
24 ^a - 1										0'31.108	0'31.108	260.241	0'31.599	0'31.599	259.616
24 ^a - 2										1'13.615	0'42.507		1'14.459	0'42.860	
24 ^a - 3										1'50.937	0'37.322		1'51.448	0'36.989	
25 ^a - 1										0'31.018	0'31.018	260.241	0'31.710	0'31.710	258.993
25 ^a - 2										1'12.938	0'41.920		1'16.954	0'45.244	
25 ^a - 3										1'49.138	0'36.200		2'06.908	0'49.954	PIT
26 ^a - 1										0'31.350	0'31.350	260.870			
26 ^a - 2										1'13.614	0'42.264				
26 ^a - 3										1'49.858	0'36.244				
27 ^a - 1										0'31.094	0'31.094	258.993			
27 ^a - 2										1'12.995	0'41.901				
27 ^a - 3										1'58.267	0'45.272	PIT			
28 ^a - 1															
28 ^a - 2															
28 ^a - 3															
29 ^a - 1															
29 ^a - 2															
29 ^a - 3															
30 ^a - 1															
30 ^a - 2															
30 ^a - 3															

Ideal Lap	
0'30.714	0'30.714
1'12.011	0'41.297
1'48.015	0'36.004

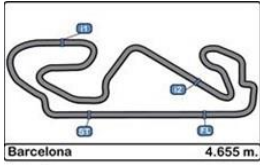
Ideal Lap	
0'30.312	0'30.312
1'11.059	0'40.747
1'46.610	0'35.551

Ideal Lap	
0'30.797	0'30.797
1'12.132	0'41.335
1'47.891	0'35.759

Ideal Lap	
0'30.949	0'30.949
1'12.576	0'41.627
1'48.311	0'35.735

Ideal Lap	
0'30.675	0'30.675
1'12.027	0'41.352
1'47.592	0'35.565

Ideal Best Lap	
0'30.091	0'30.091
1'10.725	0'40.634
1'45.540	0'34.815



**Circuit de Catalunya
International GT Open
Free Practice 2**

Lap Analysis

27/10/2017

Number	96			99			333			488			555		
	Lap Time	Partial	Speed	Lap Time	Partial	Speed	Lap Time	Partial	Speed	Lap Time	Partial	Speed	Lap Time	Partial	Speed
22 ^a - 1				0'30.602	0'30.602	261.502	0'31.808	0'31.808	258.374	0'30.566	0'30.566	261.502	0'31.086	0'31.086	262.136
22 ^a - 2				1'11.985	0'41.383		1'14.528	0'42.720		1'11.647	0'41.081		1'14.671	0'43.585	
22 ^a - 3				1'57.751	0'45.766	PIT	1'51.451	0'36.923		1'47.388	0'35.741		1'56.491	0'41.820	PIT
23 ^a - 1							0'31.389	0'31.389	258.374	0'30.522	0'30.522	260.870	2'58.444	2'58.444	190.813
23 ^a - 2							1'14.327	0'42.938		1'11.693	0'41.171		3'43.276	0'44.832	
23 ^a - 3							1'51.013	0'36.686		1'47.132	0'35.439		4'19.888	0'36.612	
24 ^a - 1							0'31.478	0'31.478	258.993	0'30.594	0'30.594	260.241	0'32.562	0'32.562	260.870
24 ^a - 2							1'14.584	0'43.106		1'11.682	0'41.088		1'15.361	0'42.799	
24 ^a - 3							1'51.297	0'36.713		1'47.907	0'36.225		1'53.672	0'38.311	
25 ^a - 1							0'31.647	0'31.647	258.993	0'30.694	0'30.694	260.241	0'31.321	0'31.321	260.870
25 ^a - 2							1'14.237	0'42.590		1'11.741	0'41.047		1'13.911	0'42.590	
25 ^a - 3							1'51.072	0'36.835		1'47.024	0'35.283		1'58.020	0'44.109	PIT
26 ^a - 1							0'31.431	0'31.431	258.993	0'30.433	0'30.433	260.241			
26 ^a - 2							1'13.779	0'42.348		1'11.521	0'41.088				
26 ^a - 3							1'50.903	0'37.124		1'46.925	0'35.404				
27 ^a - 1							0'31.516	0'31.516	257.757	0'30.806	0'30.806	260.241			
27 ^a - 2							1'14.170	0'42.654		1'12.302	0'41.496				
27 ^a - 3							1'57.052	0'42.882	PIT	1'47.625	0'35.323				
28 ^a - 1										0'30.482	0'30.482	258.993			
28 ^a - 2										1'11.583	0'41.101				
28 ^a - 3										1'51.770	0'40.187	PIT			
29 ^a - 1															
29 ^a - 2															
29 ^a - 3															
30 ^a - 1															
30 ^a - 2															
30 ^a - 3															

Ideal Lap	
0'31.016	0'31.016
1'12.835	0'41.819
1'48.918	0'36.083

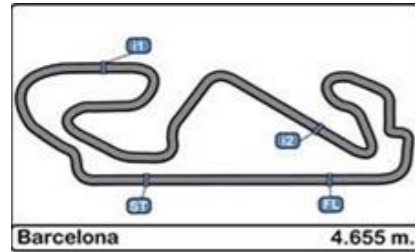
Ideal Lap	
0'30.497	0'30.497
1'11.803	0'41.306
1'47.548	0'35.745

Ideal Lap	
0'31.159	0'31.159
1'13.413	0'42.254
1'50.099	0'36.686

Ideal Lap	
0'30.433	0'30.433
1'11.480	0'41.047
1'46.763	0'35.283

Ideal Lap	
0'30.825	0'30.825
1'12.373	0'41.548
1'48.033	0'35.660

Ideal Best Lap	
0'30.091	0'30.091
1'10.725	0'40.634
1'45.540	0'34.815

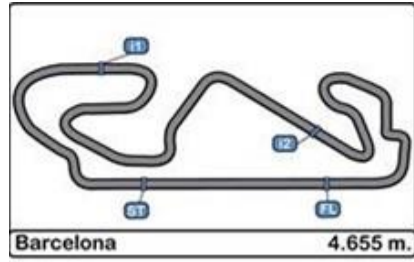


Circuit de Catalunya International GT Open Free Practice 2

Best Sectors Results

27/10/2017

Sector - 1				Sector - 2				Sector - 3				Ideal Lap vs Best Lap			
Ord.	Nº	Driver	Time	Nº	Driver	Time	Nº	Driver	Time	Ord.	Nº	Driver	Ideal Lap	Best Lap	Ord.
1	5	Songyang - Caldarelli	30.091	5	Songyang - Caldarelli	40.634	5	Songyang - Caldarelli	34.815	1	5	Songyang - Caldarelli	1'45.540	1'45.808	1
2	55	Farnbacher - Farnbacher	30.312	55	Farnbacher - Farnbacher	40.747	488	Ramos - Mac	35.283	2	55	Farnbacher - Farnbacher	1'46.610	1'47.095	4
3	488	Ramos - Mac	30.433	488	Ramos - Mac	41.047	12	Basso - Figueiredo	35.414	3	488	Ramos - Mac	1'46.763	1'46.925	2
4	12	Basso - Figueiredo	30.439	16	Hahn - Khodair	41.137	24	Benham - Tappy	35.435	4	16	Hahn - Khodair	1'47.072	1'47.206	5
5	16	Hahn - Khodair	30.490	23	Postiglione - Engelhart	41.214	16	Hahn - Khodair	35.445	5	12	Basso - Figueiredo	1'47.091	1'47.091	3
6	99	Coimbra - Silva	30.497	12	Basso - Figueiredo	41.238	1	Biagi - Gianmaria	35.512	6	1	Biagi - Gianmaria	1'47.299	1'47.453	6
7	1	Biagi - Gianmaria	30.532	1	Biagi - Gianmaria	41.255	55	Farnbacher - Farnbacher	35.551	7	23	Postiglione - Engelhart	1'47.407	1'47.523	7
8	39	Dolby - Morris	30.577	54	Costa - Frommenwiler	41.297	88	West - Ledogar	35.565	8	39	Dolby - Morris	1'47.488	1'47.668	10
9	23	Postiglione - Engelhart	30.579	24	Benham - Tappy	41.301	39	Dolby - Morris	35.567	9	24	Benham - Tappy	1'47.503	1'47.712	11
10	88	West - Ledogar	30.675	99	Coimbra - Silva	41.306	23	Postiglione - Engelhart	35.614	10	99	Coimbra - Silva	1'47.548	1'47.658	9
11	21	Still - Scheuschner	30.689	63	Venturini - Mapelli	41.335	555	Hamaguchi - Liuzzi	35.660	11	88	West - Ledogar	1'47.592	1'47.640	8
12	54	Costa - Frommenwiler	30.714	39	Dolby - Morris	41.344	8	Perazzini - Cioci	35.683	12	8	Perazzini - Cioci	1'47.815	1'47.815	12
13	17	Knoll - Gonda	30.749	88	West - Ledogar	41.352	65	Bouveng - Rueda	35.735	13	63	Venturini - Mapelli	1'47.891	1'48.148	15
14	8	Perazzini - Cioci	30.761	8	Perazzini - Cioci	41.371	99	Coimbra - Silva	35.745	14	21	Still - Scheuschner	1'47.909	1'47.909	13
15	24	Benham - Tappy	30.767	21	Still - Scheuschner	41.457	63	Venturini - Mapelli	35.759	15	54	Costa - Frommenwiler	1'48.015	1'48.126	14
16	63	Venturini - Mapelli	30.797	20	Pierburg - Onslow-Cole	41.480	21	Still - Scheuschner	35.763	16	555	Hamaguchi - Liuzzi	1'48.033	1'48.362	17
17	555	Hamaguchi - Liuzzi	30.825	555	Hamaguchi - Liuzzi	41.548	20	Pierburg - Onslow-Cole	35.928	17	20	Pierburg - Onslow-Cole	1'48.304	1'48.322	16
18	10	Witt - Meadows	30.860	65	Bouveng - Rueda	41.627	22	Balfe - Bell	35.956	18	65	Bouveng - Rueda	1'48.311	1'48.726	18
19	20	Pierburg - Onslow-Cole	30.896	17	Knoll - Gonda	41.647	54	Costa - Frommenwiler	36.004	19	22	Balfe - Bell	1'48.860	1'48.911	19
20	22	Balfe - Bell	30.940	96	Ellis - Wilkinson	41.819	96	Ellis - Wilkinson	36.083	20	17	Knoll - Gonda	1'48.870	1'49.007	20
21	65	Bouveng - Rueda	30.949	10	Witt - Meadows	41.837	51	Beirão da Veiga - Félix da Costa	36.247	21	96	Ellis - Wilkinson	1'48.918	1'49.066	21
22	51	Beirão da Veiga - Félix da Costa	30.958	51	Beirão da Veiga - Félix da Costa	41.862	10	Witt - Meadows	36.319	22	10	Witt - Meadows	1'49.016	1'49.370	23
23	96	Ellis - Wilkinson	31.016	22	Balfe - Bell	41.964	17	Knoll - Gonda	36.474	23	51	Beirão da Veiga - Félix da Costa	1'49.067	1'49.067	22
24	333	Salikhov - Borisov	31.159	333	Salikhov - Borisov	42.254	333	Salikhov - Borisov	36.686	24	333	Salikhov - Borisov	1'50.099	1'50.368	24
25	25	Dunbar - Mowlem	31.971	25	Dunbar - Mowlem	43.441	25	Dunbar - Mowlem	37.736	25	25	Dunbar - Mowlem	1'53.148	1'53.282	25



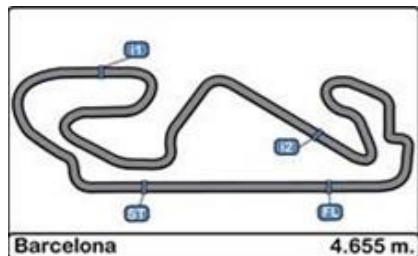
Circuito de Catalunya
International GT Open
Free Practice 2

Best Top Speeds

27/10/2017

Ord.	Nº	Entrant / Team	Nat.	Driver	Nat.	St.	Driver 2	Nat.	St.	Vehicle	Cat.	Cla.	Top 1		Top 2		Top 3		Top 4		Top 5		Avg.
													Km/h	Lap	Km/h	Lap	Km/h	Lap	Km/h	Lap	Km/h	Lap	
1	10	Jordan Racing	GBR	Jordan Witt	GBR	Bronze	Michael Meadows	GBR	Gold	Bentley GT3	PROAM	1º	269.327	22	267.990	13	267.327	14	267.327	10	267.327	16	267.859
2	21	Konrad Motorsport	DEU	Hendrik Still	DEU	Silver	Paul Scheuschner	DEU	Bronze	Lamborghini Huracan GT3	PROAM	2º	266.010	5	266.010	6	264.706	4	264.059	3	264.059	21	264.969
3	23	Imperiale Racing	ITA	Vito Postiglione	ITA	Gold	Christian Engelhart	DEU	Gold	Lamborghini Huracan GT3	PRO	1º	265.356	7	262.774	3	262.774	5	262.774	6	262.774	13	263.290
4	39	Nigel Mustill / Wessex Vehicles	GBR	Craig Dolby	GBR	Gold	Sebastian Morris	GBR	Silver	Lamborghini Gallardo Rex GT3	PRO	2º	265.356	10	265.356	17	265.356	19	264.706	5	264.706	8	265.096
5	63	Imperiale Racing	ITA	Giovanni Venturini	ITA	Gold	Marco Mapelli	ITA	Gold	Lamborghini Huracan GT3	PRO	3º	265.356	4	264.706	11	264.706	18	264.059	3	264.059	17	264.577
6	54	Emil Frey Lexus Racing	CHE	Albert Costa	ESP	Gold	Philipp Frommenwiler	CHE	Silver	Lexus RC F GT3	PRO	4º	264.059	5	263.415	4	263.415	11	262.774	14	262.136	3	263.160
7	16	Drivex School	ESP	Marcelo Hahn	BRA	Bronze	Allam Khodair	BRA	Gold	Mercedes AMG GT3	PROAM	3º	263.415	5	263.415	3	262.774	10	261.501	15	260.870	6	262.395
8	24	Garage 59	GBR	Michael Benham	GBR	Bronze	Duncan Tappy	GBR	Gold	McLaren 650 S GT3 2015	PROAM	4º	263.415	13	262.136	10	262.136	22	261.501	3	261.501	17	262.138
9	96	Optimum Motorsport	GBR	Bradley Ellis	GBR	Silver	Oliver Wilkinson	GBR		Audi R8 LMS			263.415	10	262.774	18	262.774	7	262.774	12	262.136	17	262.774
10	1	Imperiale Racing	ITA	Thomas Biagi	ITA	Gold	Raffaele Gianmaria	ITA	Gold	Lamborghini Huracan GT3	PRO	5º	262.774	13	262.774	20	262.136	14	262.136	19	261.501	6	262.264
11	55	Farnbacher Racing	DEU	Dominik Farnbacher	DEU	Gold	Mario Farnbacher	DEU	Silver	Lexus RC F GT3	PRO	6º	262.774	17	262.136	15	261.501	13	261.501	19	261.501	24	261.883
12	555	FFF Racing Team by ACM	CHN	Hiroshi Hamaguchi	JPN	Bronze	Vitantonio Liuzzi	ITA	Platinum	Lamborghini Huracan GT3	PROAM	5º	262.774	7	262.136	4	262.136	19	262.136	23	262.136	6	262.263
13	5	SF Racing	CHN	Fu Songyang	CHN	Bronze	Andrea Caldarelli	ITA	Gold	Ferrari 488 GT3	PROAM	6º	262.136	19	260.870	18	260.241	16	259.615	13	259.615	14	260.495
14	17	Senkyr Motorsport	CZE	Jakub Knoll	CZE	Silver	Richard Gonda	SVK	Silver	BMW M6 GT3	PRO	7º	262.136	9	260.870	8	259.615	4	259.615	10	258.993	6	260.246
15	20	SPS Automotive Performance	DEU	Valentin Pierburg	DEU	Bronze	Tom Onslow-Cole	GBR	Gold	Mercedes AMG GT3	PROAM	7º	262.136	6	260.870	4	260.870	3	260.870	9	260.241	5	260.997
16	22	Shaun Balfe / Balfe Motorsport	GBR	Shaun Balfe	GBR	Bronze	Rob Bell	GBR	Platinum	McLaren 650 S GT3 2015	PROAM	8º	262.136	7	262.136	6	261.501	8	261.501	5	261.501	9	261.755
17	88	Garage 59	GBR	Alexander West	SWE	Bronze	Côme Ledogar	FRA	Platinum	McLaren 650 S GT3 2015	PROAM	9º	262.136	16	261.501	15	261.501	20	261.501	4	261.501	14	261.628
18	333	Rinaldi Racing	DEU	Rinat Salikhov	RUS	Bronze	Sergei Borisov	RUS	Bronze	Ferrari 488 GT3	AM	1º	262.136	11	261.501	17	260.870	16	260.870	6	260.870	19	261.249
19	12	Sports and You	PRT	Marcio Basso	BRA	Bronze	Nonô Figueiredo	BRA	Bronze	Mercedes AMG GT3	AM	2º	261.501	24	260.870	9	260.870	17	260.241	8	260.241	19	260.744
20	51	RACE / BMW Team Teo Martín	ESP	Lourenço Beirão da Veiga	PRT	Silver	António Félix da Costa	PRT	Gold	BMW M6 GT3	PRO	8º	261.501	8	258.993	11	258.993	15	258.373	14	258.373	21	259.247
21	99	Sports and You	PRT	António Coimbra	PRT	Bronze	Luis Silva	PRT	Bronze	Mercedes AMG GT3	AM	3º	261.501	22	261.501	23	260.870	20	260.870	16	260.870	17	261.122
22	488	Spirit of Race	CHE	Miguel Ramos	PRT	Silver	Mikkel Mac	DNK	Gold	Ferrari 488 GT3	PRO	9º	261.501	22	261.501	23	260.870	24	260.241	21	260.241	26	260.871
23	8	AF Corse	ITA	Piergiuseppe Perazzini	ITA	Bronze	Marco Cioci	ITA	Gold	Ferrari 488 GT3	PROAM	10º	260.870	21	260.241	22	258.993	17	258.993	20	258.993	23	259.618
24	65	RACE / BMW Team Teo Martín	ESP	Victor Bouveng	SWE	Silver	Fran Rueda	ESP	Silver	BMW M6 GT3	PRO	10º	260.870	27	260.241	25	260.241	26	259.615	4	259.615	6	260.116
25	25	FF Corse	GBR	Ivor Dunbar	GBR	Bronze	Johnny Mowlem	GBR	Gold	Ferrari 488 GT3	PROAM	11º	258.993	17	258.373	22	258.373	15	257.757	7	257.757	16	258.250





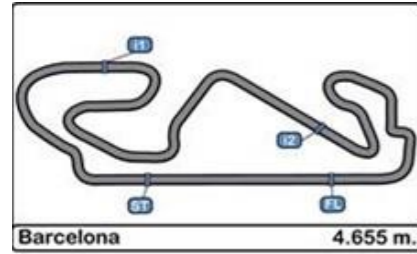
**Circuit de Catalunya
International GT Open
Free Practice 2**

Fastest Lap Sequence

27/10/2017

Time of Day	Session Time	Nº	Entrant / Team	Nat.	Driver	Nat.	St.	Driver_2	Nat.	St.	Vehicle	Cat.	Time	Km/h	Lap
16:03'44.635	3'41.226	51	RACE / BMW Team Teo Martín	ESP	Lourenço Beirão da Veiga	PRT	Silver	António Félix da Costa	PRT	Gold	BMW M6 GT3	PRO	1'50.252	151.997	2
16:03'47.039	3'43.654	65	RACE / BMW Team Teo Martín	ESP	Victor Bouveng	SWE	Silver	Fran Rueda	ESP	Silver	BMW M6 GT3	PRO	1'49.374	153.217	2
16:04'08.818	4'05.542	20	SPS Automotive Performance	DEU	Valentin Pierburg	DEU	Bronze	Tom Onslow-Cole	GBR	Gold	Mercedes AMG GT3	PROAM	1'49.133	153.556	2
16:04'18.020	4'14.743	63	Imperiale Racing	ITA	Giovanni Venturini	ITA	Gold	Marco Mapelli	ITA	Gold	Lamborghini Huracan GT3	PRO	1'48.477	154.484	2
16:04'48.467	4'45.170	23	Imperiale Racing	ITA	Vito Postiglione	ITA	Gold	Christian Engelhart	DEU	Gold	Lamborghini Huracan GT3	PRO	1'47.847	155.387	2
16:10'59.692	10'56.418	16	Drivex School	ESP	Marcelo Hahn	BRA	Bronze	Allam Khodair	BRA	Gold	Mercedes AMG GT3	PROAM	1'47.206	156.316	4
16:29'51.381	29'48.113	55	Farnbacher Racing	DEU	Dominik Farnbacher	DEU	Gold	Mario Farnbacher	DEU	Silver	Lexus RC F GT3	PRO	1'47.198	156.328	11
16:39'27.251	39'23.952	5	SF Racing	CHN	Fu Songyang	CHN	Bronze	Andrea Caldarelli	ITA	Gold	Ferrari 488 GT3	PROAM	1'45.808	158.381	18



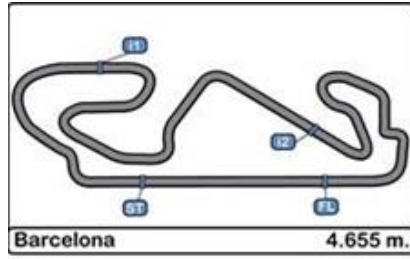


Circuito de Catalunya International GT Open

Event Maximum Speed

27/10/2017

Ord.	Nº	Entrant / Team	Nat.	Driver	Nat.	St.	Driver 2	Nat.	St.	Vehicle	Cat.	Cla.	Km/h	Lap	Session
1	10	Jordan Racing	GBR	Jordan Witt	GBR	Bronze	Michael Meadows	GBR	Gold	Bentley GT3	PROAM	1º	269.327	22	Free Practice 2
2	21	Konrad Motorsport	DEU	Hendrik Still	DEU	Silver	Paul Scheuschner	DEU	Bronze	Lamborghini Huracan GT3	PROAM	2º	266.010	5	Free Practice 2
3	23	Imperiale Racing	ITA	Vito Postiglione	ITA	Gold	Christian Engelhart	DEU	Gold	Lamborghini Huracan GT3	PRO	1º	265.357	7	Free Practice 2
4	39	Nigel Mustill / Wessex Vehicles	GBR	Craig Dolby	GBR	Gold	Sebastian Morris	GBR	Silver	Lamborghini Gallardo Rex GT3	PRO	2º	265.357	10	Free Practice 2
5	63	Imperiale Racing	ITA	Giovanni Venturini	ITA	Gold	Marco Mapelli	ITA	Gold	Lamborghini Huracan GT3	PRO	3º	265.357	4	Free Practice 2
6	54	Emil Frey Lexus Racing	CHE	Albert Costa	ESP	Gold	Philipp Frommenwiler	CHE	Silver	Lexus RC F GT3	PRO	4º	264.059	7	Free Practice 1
7	96	Optimum Motorsport	GBR	Bradley Ellis	GBR	Silver	Oliver Wilkinson	GBR		Audi R8 LMS			264.059	11	Free Practice 1
8	16	Drivex School	ESP	Marcelo Hahn	BRA	Bronze	Allam Khodair	BRA	Gold	Mercedes AMG GT3	PROAM	3º	263.415	5	Free Practice 2
9	22	Shaun Balfe / Balfe Motorsport	GBR	Shaun Balfe	GBR	Bronze	Rob Bell	GBR	Platinum	McLaren 650 S GT3 2015	PROAM	4º	263.415	10	Free Practice 1
10	24	Garage 59	GBR	Michael Benham	GBR	Bronze	Duncan Tappy	GBR	Gold	McLaren 650 S GT3 2015	PROAM	5º	263.415	13	Free Practice 2
11	1	Imperiale Racing	ITA	Thomas Biagi	ITA	Gold	Raffaele Gianmaria	ITA	Gold	Lamborghini Huracan GT3	PRO	5º	262.774	13	Free Practice 2
12	55	Farnbacher Racing	DEU	Dominik Farnbacher	DEU	Gold	Mario Farnbacher	DEU	Silver	Lexus RC F GT3	PRO	6º	262.774	4	Free Practice 1
13	555	FFF Racing Team by ACM	CHN	Hiroshi Hamaguchi	JPN	Bronze	Vitantonio Liuzzi	ITA	Platinum	Lamborghini Huracan GT3	PROAM	6º	262.774	7	Free Practice 2
14	5	SF Racing	CHN	Fu Songyang	CHN	Bronze	Andrea Caldarelli	ITA	Gold	Ferrari 488 GT3	PROAM	7º	262.136	19	Free Practice 2
15	17	Senkyr Motorsport	CZE	Jakub Knoll	CZE	Silver	Richard Gonda	SVK	Silver	BMW M6 GT3	PRO	7º	262.136	9	Free Practice 2
16	20	SPS Automotive Performance	DEU	Valentin Pierburg	DEU	Bronze	Tom Onslow-Cole	GBR	Gold	Mercedes AMG GT3	PROAM	8º	262.136	14	Free Practice 1
17	88	Garage 59	GBR	Alexander West	SWE	Bronze	Côme Ledogar	FRA	Platinum	McLaren 650 S GT3 2015	PROAM	9º	262.136	16	Free Practice 2
18	333	Rinaldi Racing	DEU	Rinat Salikhov	RUS	Bronze	Sergei Borisov	RUS	Bronze	Ferrari 488 GT3	AM	1º	262.136	11	Free Practice 2
19	12	Sports and You	PRT	Marcio Basso	BRA	Bronze	Nonô Figueiredo	BRA	Bronze	Mercedes AMG GT3	AM	2º	261.502	23	Free Practice 1
20	51	RACE / BMW Team Teo Martín	ESP	Lourenço Beirão da Veiga	PRT	Silver	António Félix da Costa	PRT	Gold	BMW M6 GT3	PRO	8º	261.502	8	Free Practice 2
21	99	Sports and You	PRT	António Coimbra	PRT	Bronze	Luis Silva	PRT	Bronze	Mercedes AMG GT3	AM	3º	261.502	22	Free Practice 2
22	488	Spirit of Race	CHE	Miguel Ramos	PRT	Silver	Mikkel Mac	DNK	Gold	Ferrari 488 GT3	PRO	9º	261.502	22	Free Practice 2
23	8	AF Corse	ITA	Piergiuseppe Perazzini	ITA	Bronze	Marco Cioci	ITA	Gold	Ferrari 488 GT3	PROAM	10º	260.870	21	Free Practice 2
24	65	RACE / BMW Team Teo Martín	ESP	Victor Bouveng	SWE	Silver	Fran Rueda	ESP	Silver	BMW M6 GT3	PRO	10º	260.870	27	Free Practice 2
25	25	FF Corse	GBR	Ivor Dunbar	GBR	Bronze	Johnny Mowlem	GBR	Gold	Ferrari 488 GT3	PROAM	11º	259.616	14	Free Practice 1



**Circuit de Catalunya
International GT Open
Free Practice 2**

Weather Report

27/10/2017

Track Status **DRY**

