

ADAC GT Masters

Result List Free Practice 1

Provisional



Nürburgring, Length: 3629m

Air temperature: 21.85°C

Track temperature: 38.09°C

Weather condition: Dry

DMSB Reg. Nr.: 907/17

Friday, August 04, 2017 12:25:00

started : 28 classified : 28 not classified : 0

	Drivers	Team	Car	Lap	Best Time	Gap	Diff	Kph	Day Time
1	3 M.Pommer(DEU)/K.van der Linde(ZAF)	Aust Motorsport(DEU)	Audi R8 LMS	10	1:28.464			147.6	12:42:52
2	26 S.Asch(DEU)/L.Auer(AUT)	BWT Mücke Motorsport(DEU)	Mercedes-AMG GT3	21	1:28.673	0.209	0.209	147.3	13:09:43
3	19 E.Perez Companc(ARG)(J)/M.Bortolotti(ITA)	GRT Grasser-Racing-Team(AUT)	Lamborghini Huracan GT3	9	1:28.740	0.276	0.067	147.2	12:42:29
4	63 R.Ineichen(CHE)(T)/C.Engelhart(DEU)	GRT Grasser-Racing-Team(AUT)	Lamborghini Huracan GT3	11	1:28.804	0.340	0.064	147.1	12:45:31
5	6 C.Zanella(CHE)/F.Spengler(DEU)	HB Racing WDS Bau(AUT)	Lamborghini Huracan GT3	10	1:28.859	0.395	0.055	147.0	12:42:21
6	84 P.Assenheimer(DEU)(J)/M.Götz(DEU)	Mercedes-AMG Team HTP Motorspor	Mercedes-AMG GT3	29	1:28.891	0.427	0.032	146.9	13:18:39
7	24 F.Salaquarda(CZE)/M.Winkelhock(DEU)	BWT Mücke Motorsport(DEU)	Audi R8 LMS	15	1:28.907	0.443	0.016	146.9	12:54:54
8	50 P.Geipel(DEU)/R.Frey(CHE)	YACO Racing(DEU)	Audi R8 LMS	27	1:29.042	0.578	0.135	146.7	13:23:31
9	77 J.Gounon(FRA)(J)/A.Costa(ESP)	Callaway Competition(DEU)	Corvette C7 GT3	5	1:29.044	0.580	0.002	146.7	12:34:24
10	1 C.De Phillippi(USA)/C.Mies(DEU)	MontaplastbyLand-Motorsport(DEU)	Audi R8 LMS	5	1:29.099	0.635	0.055	146.6	12:32:47
11	99 R.Renauer(DEU)/S.Müller(DEU)	Precote Herberth Motorsport(DEU)	Porsche 911 GT3 R	7	1:29.120	0.656	0.021	146.5	12:39:34
12	4 D.Marschall(DEU)(J)/P.Niederhauser(CHE)	Aust Motorsport(DEU)	Audi R8 LMS	16	1:29.133	0.669	0.013	146.5	12:52:11
13	36 K.Bachler(AUT)/A.Macdonald(GBR)	Schütz Motorsport(DEU)	Porsche 911 GT3 R	7	1:29.274	0.810	0.141	146.3	12:37:18
14	25 M.Ortmann(DEU)(J)/F.Stippler(DEU)	BWT Mücke Motorsport(DEU)	Audi R8 LMS	28	1:29.384	0.920	0.110	146.1	13:19:04
15	21 L.Stolz(DEU)(J)/L.Ludwig(DEU)	Mercedes-AMG Team ZAKSPEED(DE)	Mercedes-AMG GT3	11	1:29.424	0.960	0.040	146.0	12:46:32
16	48 I.Dontje(NLD)(J)/M.Kirchhöfer(DEU)	Mercedes-AMG Team HTP Motorspor	Mercedes-AMG GT3	28	1:29.438	0.974	0.014	146.0	13:16:11
17	20 N.Sylvest(DNK)(J)/N.Rogivue(CHE)(J)	Mercedes-AMG Team ZAKSPEED(DE)	Mercedes-AMG GT3	25	1:29.477	1.013	0.039	146.0	13:14:06
18	17 M.Jaminet(FRA)/M.Ammermüller(DEU)	KÜS TEAM75 Bernhard(DEU)	Porsche 911 GT3 R	15	1:29.511	1.047	0.034	145.9	13:10:09
19	7 N.Siedler(AUT)/M.Mapelli(ITA)	HB Racing WDS Bau(AUT)	Lamborghini Huracan GT3	5	1:29.570	1.106	0.059	145.8	12:32:59
20	2 J.Schmidt(CHE)(J)/C.Haase(DEU)	MontaplastbyLand-Motorsport(DEU)	Audi R8 LMS	25	1:29.660	1.196	0.090	145.7	13:11:45
21	42 N.Catsburg(NLD)/P.Eng(AUT)	BMW Team Schnitzer(DEU)	BMW M6 GT3	6	1:29.701	1.237	0.041	145.6	12:34:29
22	44 M.Busch(DEU)/D.Busch(DEU)	Twin Busch Motorsport(DEU)	Audi R8 LMS	18	1:30.063	1.599	0.362	145.0	13:00:06
23	8 M.Ahlin-Kottulinsky(SWE)(J)/R.Feller(CHE)(J)	Audi Sport racing academy(DEU)	Audi R8 LMS	17	1:30.222	1.758	0.159	144.8	12:56:22
24	18 A.de Leener(BEL)/C.Friedrich(DEU)(J)	KÜS TEAM75 Bernhard(DEU)	Porsche 911 GT3 R	20	1:30.320	1.856	0.098	144.6	13:09:27
25	9 E.Erhart(DEU)/C.Höher(AUT)(J)	Audi Sport racing academy(DEU)	Audi R8 LMS	28	1:30.343	1.879	0.023	144.6	13:19:09
26	13 S.Barth(DEU)(T)/M.Hackländer(DEU)	RWT Racing(AUT)	Corvette C7 GT3	4	1:30.390	1.926	0.047	144.5	12:34:07
27	66 J.Judek(DEU)(J)/E.Lindholm(FIN)(J)	ADACNSA/Attempto Racing Team(L)	Lamborghini Huracan GT3	29	1:30.597	2.133	0.207	144.2	13:16:35
28	22 R.Lips(CHE)(T)/M.Gassner(DEU)	MRS GT-Racing(DEU)	Nissan GT-RNISMO GT3	18	1:30.633	2.169	0.036	144.1	12:56:42

Subject to final scrutineering!

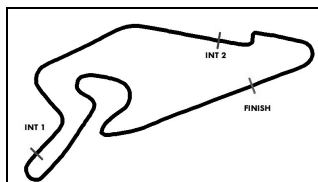
Publication time:	Clerk of the Course: Michael Bork	Timekeeper: Steffen Ruhl
-------------------	-----------------------------------	--------------------------

ver: 1.0

www.adac.de/motorsport

Page 1/ 1 printed: 4.8.2017 13:26

CERTINA
S W I S S W A T C H E S



ADAC GT Masters

Sector List Free Practice 1

Provisional



Nürburgring, Length: 3629m

Air temperature: 21.85°C

Track temperature: 38.09°C

Weather condition: Dry

DMSB Reg. Nr.: 907/17

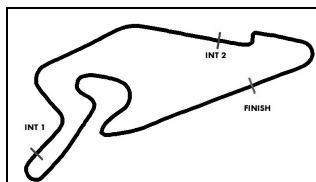
Friday, August 04, 2017 12:25:00

Lap	Time	SE1	SP1	SE2	SP2	SE3	SP3	TSP	Lap	Time	SE1	SP1	SE2	SP2	SE3	SP3	TSP
1 De Phillippi, USA / Mies, DEU									theoretical besttime: 1:29.018								
1	1:46.953	59.687	119	24.779	233	22.487	183	233	15	1:33.517	47.759	129	22.610	240	23.148	185	240
2	1:31.086	46.338	129	22.818	238	21.930	184	238	16	1:34.170	45.540	131	22.489	240	26.141	57	240
3	1:29.760	45.705	133	22.406	240	21.649	186	240	17	3:44.844	3:00.715	130	22.374	239	21.755	185	239
4	1:29.785	45.679	133	22.404	239	21.702	186	239	18	1:29.964	45.666	132	22.398	241	21.900	185	241
5	1:29.099	45.260	132	22.265	240	21.574	185	240	19	1:33.914	45.594	133	22.446	239	25.874	57	239
6	1:29.467	45.375	133	22.270	238	21.822	185	238	20	7:06.206	6:16.879	129	22.640	237	26.687	57	237
7	1:29.468	45.257	132	22.366	238	21.845	185	238	21	2:31.448	1:45.899	129	22.635	238	22.914	184	238
8	1:33.546	45.493	133	22.323	238	25.730	57	238	22	1:37.002	47.341	111	23.185	238	26.476	57	238
9	3:24.830	2:40.983	133	22.324	239	21.523	185	239	23	7:26.619	6:40.913	129	22.644	237	23.062	184	237
10	1:29.415	45.422	133	22.405	240	21.588	185	240	24	1:30.945	45.903	129	22.653	240	22.389	184	240
11	1:29.461	45.457	133	22.330	238	21.674	184	238	25	1:30.725	46.044	131	22.427	239	22.254	183	239
12	1:33.529	45.650	131	22.238	240	25.641	57	240	26	1:30.185	45.982	130	22.391	239	21.812	184	239
13	3:48.670	3:01.642	130	22.501	240	24.527	186	240	27	1:29.754	45.597	127	22.382	238	21.775	185	238
14	1:29.608	45.518	133	22.271	241	21.819	186	241									

2 Schmidt, CHE / Haase, DEU									theoretical besttime: 1:29.599								
1	1:50.676	1:01.980	120	25.362	220	23.334	182	220	17	1:36.227	45.917	130	23.149	236	27.161	185	236
2	1:33.520	48.168	132	23.167	235	22.185	184	235	18	1:30.655	45.898	132	22.358	239	22.399	184	239
3	1:31.318	46.445	132	22.516	238	22.357	184	238	19	1:29.781	45.601	133	22.439	240	21.741	184	240
4	1:31.434	45.980	132	22.596	239	22.858	183	239	20	1:30.174	45.683	133	22.512	238	21.979	184	238
5	1:30.354	46.031	131	22.466	238	21.857	185	238	21	1:36.160	46.134	130	22.591	240	27.435	56	240
6	1:30.821	45.733	132	22.364	240	22.724	184	240	22	5:43.005	4:57.917	132	22.624	237	22.464	184	237
7	1:30.269	45.877	129	22.341	239	22.051	184	239	23	1:30.019	45.839	130	22.523	238	21.657	185	238
8	1:35.681	46.158	130	22.603	238	26.920	57	238	24	1:29.729	45.678	132	22.390	240	21.661	184	240
9	4:10.619	3:25.983	130	22.420	238	22.216	184	238	25	1:29.660	45.601	132	22.392	240	21.667	184	240
10	1:30.575	46.255	132	22.558	238	21.762	184	238	26	1:35.575	45.830	132	22.722	238	27.023	57	238
11	1:30.397	46.091	131	22.448	238	21.858	185	238	27	6:05.657	5:17.918	129	23.098	191	24.641	184	191
12	1:30.414	46.117	133	22.476	237	21.821	183	237	28	1:30.129	45.635	131	22.687	237	21.807	184	237
13	1:30.144	45.832	131	22.463	240	21.849	185	240	29	1:29.904	45.672	127	22.426	238	21.806	184	238
14	1:35.750	46.443	129	23.056	237	26.251	57	237	30	1:29.954	45.677	130	22.486	238	21.791	184	238
15	2:57.222	2:11.872	130	22.769	238	22.581	184	238	31	1:29.874	45.687	128	22.452	238	21.735	185	238
16	1:30.546	46.144	131	22.537	240	21.865	186	240									

3 Pommer, DEU / van der Linde, ZAF									theoretical besttime: 1:28.338								
1	1:48.940	1:02.179	127	23.942	237	22.819	184	237	17	1:30.675	46.652	133	22.269	241	21.754	186	241
2	1:31.129	46.736	133	22.570	240	21.823	186	240	18	1:29.505	45.603	134	22.077	242	21.825	187	242
3	1:29.496	45.592	134	22.255	242	21.649	187	242	19	1:35.227	45.465	132	22.371	241	27.391	57	241
4	1:29.046	45.298	134	22.246	241	21.502	187	241	20	4:27.693	3:42.051	131	23.875	226	21.767	185	226
5	1:28.500	44.977	134	22.147	242	21.376	186	242	21	1:29.635	45.633	133	22.251	241	21.751	186	241
6	1:36.381	46.680	133	22.540	228	27.161	57	228	22	1:29.338	45.545	133	22.234	241	21.559	186	241
7	4:01.500	3:17.362	132	22.462	237	21.676	186	237	23	1:29.267	45.369	132	22.327	241	21.571	186	241
8	1:28.778	45.144	133	22.169	241	21.465	188	241	24	1:29.263	45.353	133	22.197	241	21.713	186	241
9	1:29.276	45.143	130	22.149	241	21.984	187	241	25	1:29.499	45.604	133	22.204	242	21.691	187	242
10	1:28.464	44.920	133	22.203	241	21.341	186	241	26	1:34.303	45.608	133	22.270	241	26.425	54	241
11	1:28.833	45.050	133	22.229	241	21.554	187	241	27	6:05.068	5:17.239	129	22.450	240	25.379	188	240
12	1:35.039	45.122	134	22.187	241	27.730	57	241	28	1:30.674	45.666	133	22.255	241	22.753	186	241
13	5:03.689	4:12.710	132	22.701	180	28.278	185	180	29	1:29.532	45.583	133	22.244	240	21.705	185	240
14	1:31.939	47.620	132	22.359	241	21.960	185	241	30	1:33.207	45.641	134	22.169	235	25.397	187	235
15	1:29.406	45.492	133	22.196	241	21.718	186	241	31	1:32.190	45.467	131	22.216	242	24.507	186	242
16	1:31.987	45.443	133	24.824	234	21.720	186	234									

4 Marschall, DEU / Niederhauser, CHE									theoretical besttime: 1:28.996								
1	1:56.822	1:07.546	120	25.829	196	23.447	180	196	17	1:35.498	45.621	131	22.855	241	27.022	57	241
2	1:32.536	47.394	130	22.824	241	22.318	186	241	18	6:32.122	5:46.949	131	22.619	238	22.554	186	238
3	1:30.793	46.436	132	22.530	241	21.827	186	241	19	1:30.303	45.741	136	22.440	240	22.122	186	240
4	1:32.777	45.874	132	22.363	241	24.540	184	241	20	1:29.556	45.393	134	22.357	240	21.806	186	240
5	1:29.857	45.855	132	22.357	242	21.645	186	242	21	1:29.972	45.337	132	22.218	242	22.417	187	242
6	1:29.829	45.561	131	22.484	242	21.784	185	242	22	1:29.207	45.237	132	22.318	242	21.652	186	242
7	1:31.615	45.694	131	23.913	240	22.008	185	240	23	1:29.315	45.480	132	22.294	241	21.541	186	241
8	1:34.705	46.081	130	22.427	241	26.197	57	241	24	1:34.430	45.329	132	22.314	242	26.787	57	242
9	4:04.262	3:19.272	130	22.985	238	22.005	186	238	25	3:12.884	2:28.301	132	22.641	240	21.942	186	240
10	1:29.831	45.630	133	22.354	240	21.847	186	240	26	1:30.443	46.066	130	22.551	241	21.826	186	241



ADAC GT Masters

Sector List Free Practice 1

Provisional



Nürburgring, Length: 3629m

Air temperature: 21.85°C

Track temperature: 38.09°C

Weather condition: Dry

DMSB Reg. Nr.: 907/17

Friday, August 04, 2017 12:25:00

Lap	Time	SE1	SP1	SE2	SP2	SE3	SP3	TSP	Lap	Time	SE1	SP1	SE2	SP2	SE3	SP3	TSP
11	1:30.131	45.889	133	22.576	240	21.666	186	240	27	1:32.126	46.100	131	22.593	241	23.433	185	241
12	1:29.783	45.718	130	22.408	240	21.657	186	240	28	1:30.064	45.930	131	22.415	241	21.719	186	241
13	1:29.673	45.511	134	22.557	239	21.605	186	239	29	1:30.255	45.848	131	22.612	241	21.795	186	241
14	1:29.383	45.396	133	22.309	240	21.678	186	240	30	1:30.263	46.061	130	22.511	241	21.691	187	241
15	1:29.488	45.295	131	22.338	241	21.855	186	241	31	1:40.134	50.496	131	22.871	240	26.767	57	240
16	1:29.133	45.326	132	22.252	241	21.555	186	241									

6 Zanella, CHE / Spengler, DEU

theoretical besttime: 1:28.859

1	2:10.745	1:12.445	115	27.178	190	31.122	58	190	18	1:29.647	45.775	132	22.215	240	21.657	186	240
2	2:58.561	2:13.251	126	22.927	237	22.383	182	237	19	1:39.275	45.908	135	22.663	238	30.704	45	238
3	1:34.642	49.655	127	23.051	229	21.936	185	229	20	4:27.010	3:41.859	129	22.527	238	22.624	187	238
4	1:30.849	45.937	131	22.339	240	22.573	185	240	21	1:46.405	51.788	109	26.452	231	28.165	58	231
5	1:29.952	45.615	129	22.331	240	22.006	185	240	22	3:17.602	2:29.634	130	23.651	174	24.317	188	174
6	1:38.907	49.445	132	25.112	190	24.350	184	190	23	1:31.490	46.090	133	22.618	238	22.782	187	238
7	1:29.808	45.512	133	22.455	238	21.841	185	238	24	1:30.004	45.767	134	22.466	239	21.771	184	239
8	1:29.336	45.410	131	22.306	240	21.620	184	240	25	1:30.495	45.745	132	22.337	240	22.413	186	240
9	1:29.273	45.405	131	22.268	240	21.600	185	240	26	1:29.805	45.792	132	22.322	240	21.691	186	240
10	1:28.859	45.188	132	22.152	240	21.519	185	240	27	1:30.025	45.730	133	22.523	239	21.772	186	239
11	1:33.971	45.250	130	22.320	238	26.401	58	238	28	1:34.543	45.965	132	22.482	239	26.096	58	239
12	3:16.305	2:31.324	127	22.687	238	22.294	184	238	29	2:56.912	2:06.609	79	24.348	193	25.955	187	193
13	1:31.835	46.806	129	22.601	238	22.428	186	238	30	1:30.251	45.872	132	22.463	240	21.916	186	240
14	1:30.493	46.176	133	22.605	240	21.712	185	240	31	1:30.290	46.042	130	22.423	241	21.825	186	241
15	1:30.534	46.067	133	22.431	240	22.036	184	240	32	1:30.307	45.973	132	22.443	240	21.891	187	240
16	1:31.275	45.919	134	22.353	240	23.003	185	240	33	1:29.961	45.751	126	22.474	240	21.736	187	240
17	1:29.430	45.658	133	22.237	240	21.535	186	240									

7 Siedler, AUT / Mapelli, ITA

theoretical besttime: 1:29.488

1	1:54.726	1:06.753	123	24.478	198	23.495	183	198	7	1:30.153	45.783	129	22.577	238	21.793	185	238
2	1:33.207	47.377	131	23.853	228	21.977	185	228	8	1:34.794	45.795	130	22.519	238	26.480	58	238
3	1:31.140	46.890	128	22.612	238	21.638	184	238	9	5:21.651	4:37.279	129	22.711	235	21.661	184	235
4	1:30.851	46.140	131	22.798	238	21.913	185	238	10	1:29.932	45.709	129	22.548	237	21.675	184	237
5	1:29.570	45.646	131	22.364	239	21.560	185	239	11	1:38.038	45.804	135	22.418	237	29.816	57	237
6	1:30.494	45.564	130	22.397	240	22.533	186	240									

8 Ahlin-Kottulinsky, SWE / Feller, CHE

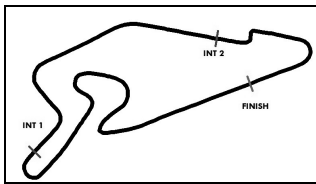
theoretical besttime: 1:30.003

1	2:05.891	1:15.123	106	25.573	202	25.195	181	202	18	1:30.662	46.040	133	22.565	239	22.057	184	239
2	1:36.050	48.751	130	24.770	196	22.529	184	196	19	1:30.651	46.181	134	22.581	238	21.889	186	238
3	1:31.491	46.775	134	22.703	240	22.013	184	240	20	1:35.279	46.196	134	22.459	240	26.624	58	240
4	1:31.211	46.370	132	22.700	241	22.141	185	241	21	3:46.979	3:01.445	129	23.010	239	22.524	183	239
5	1:30.748	46.146	132	22.587	240	22.015	186	240	22	1:32.087	46.689	131	23.050	198	22.348	185	198
6	1:30.619	46.156	132	22.468	242	21.995	183	242	23	1:31.293	46.106	131	23.047	239	22.140	182	239
7	1:31.300	46.190	132	22.557	240	22.553	184	240	24	1:32.124	47.198	129	22.827	240	22.099	186	240
8	1:30.897	46.504	132	22.429	241	21.964	186	241	25	1:30.483	46.105	127	22.504	241	21.874	186	241
9	1:36.537	47.478	99	26.810	213	22.249	184	213	26	1:31.362	46.416	130	22.732	241	22.214	187	241
10	1:35.696	46.279	135	22.557	240	26.860	58	240	27	1:31.527	46.297	125	22.724	240	22.506	184	240
11	6:17.701	5:32.852	133	22.676	239	22.173	184	239	28	1:31.434	46.864	133	22.503	240	22.067	185	240
12	1:30.506	46.048	133	22.569	239	21.889	185	239	29	1:43.621	46.284	128	22.750	240	34.587	58	240
13	1:30.408	46.063	134	22.524	239	21.821	185	239	30	4:35.481	3:50.852	125	22.740	239	21.889	185	239
14	1:30.232	45.864	135	22.535	241	21.833	185	241	31	1:30.752	46.286	129	22.437	240	22.029	186	240
15	1:32.540	45.821	135	22.459	240	24.260	185	240	32	1:31.492	46.631	127	22.652	239	22.209	187	239
16	1:30.325	46.127	130	22.445	240	21.753	186	240	33	1:41.036	47.966	103	24.988	239	28.082	58	239
17	1:30.222	45.909	134	22.531	239	21.782	185	239									

9 Erhart, DEU / Höher, AUT

theoretical besttime: 1:30.100

1	2:04.514	1:15.047	118	24.891	225	24.576	177	225	17	1:30.784	46.557	133	22.408	240	21.819	185	240
2	1:35.480	49.183	130	23.176	238	23.121	185	238	18	1:30.803	46.048	133	22.467	240	22.288	186	240
3	1:31.727	46.843	132	22.652	239	22.232	185	239	19	1:30.743	46.152	133	22.398	240	22.193	185	240
4	1:30.927	46.315	132	22.595	237	22.017	185	237	20	1:35.598	46.472	133	22.561	238	26.565	58	238
5	1:30.797	46.478	131	22.514	240	21.805	185	240	21	6:27.128	5:41.716	131	23.049	238	22.363	185	238
6	1:30.749	46.360	133	22.496	240	21.893	185	240	22	1:32.020	46.720	131	23.001	238	22.299	184	238
7	1:32.753	46.834	133	22.710	238	23.209	184	238	23	1:31.712	46.878	126	22.775	238	22.059	186	238
8	1:30.915	46.312	129	22.530	239	22.073	185	239	24	1:30.666	46.078	133	22.663	238	21.925	185	238
9	1:41.714	47.167	100	23.958	239	30.589	54	239	25	1:30.967	46.260	133	22.636	239	22.071	185	239



ADAC GT Masters

Sector List Free Practice 1

Provisional



Nürburgring, Length: 3629m

Air temperature: 21.85°C

Track temperature: 38.09°C

Weather condition: Dry

DMSB Reg. Nr.: 907/17

Friday, August 04, 2017 12:25:00

Lap	Time	SE1	SP1	SE2	SP2	SE3	SP3	TSP	Lap	Time	SE1	SP1	SE2	SP2	SE3	SP3	TSP
10	7:23.258	6:38.222	129	22.882	238	22.154	184	238	26	1:30.513	46.217	135	22.495	239	21.801	186	239
11	1:31.151	46.357	133	22.644	237	22.150	183	237	27	1:30.592	46.158	133	22.615	241	21.819	185	241
12	1:30.876	46.366	133	22.655	238	21.855	184	238	28	1:30.343	46.115	130	22.574	240	21.654	186	240
13	1:31.141	46.480	134	22.684	238	21.977	184	238	29	1:32.696	46.209	131	24.205	223	22.282	185	223
14	1:30.633	46.203	133	22.566	239	21.864	185	239	30	1:32.658	46.368	133	22.983	173	23.307	184	173
15	1:30.360	46.133	133	22.423	240	21.804	185	240	31	1:31.038	46.671	125	22.603	240	21.764	186	240
16	1:30.550	46.148	131	22.584	238	21.818	184	238	32	1:37.352	46.343	126	23.827	237	27.182	58	237

13 Barth, DEU / Hackländer, DEU

theoretical besttime: 1:30.212

1	2:38.561	1:41.833	123	27.059	206	29.669	59	206	17	1:31.549	46.637	132	22.735	243	22.177	190	243
2	3:26.732	2:41.655	133	22.990	237	22.087	187	237	18	1:36.210	46.828	132	22.684	230	26.698	59	230
3	1:30.918	46.629	134	22.444	238	21.845	187	238	19	2:58.216	2:13.385	130	22.721	240	22.110	188	240
4	1:30.390	46.047	134	22.527	238	21.816	188	238	20	1:31.158	46.548	132	22.627	242	21.983	190	242
5	1:30.896	45.952	134	22.981	238	21.963	187	238	21	1:31.073	46.336	132	22.503	243	22.234	191	243
6	1:31.385	45.979	133	23.430	237	21.976	187	237	22	1:30.953	46.186	130	22.751	240	22.016	189	240
7	1:35.159	46.382	132	22.580	237	26.197	59	237	23	1:36.072	46.328	131	22.620	243	27.124	59	243
8	3:47.184	2:57.433	133	22.778	238	26.973	59	238	24	3:37.671	2:52.631	130	22.675	240	22.365	190	240
9	2:33.554	1:47.482	131	22.597	242	23.475	189	242	25	1:31.140	46.385	132	22.728	241	22.027	187	241
10	1:33.663	47.825	131	23.512	237	22.326	188	237	26	1:31.172	46.393	132	22.615	242	22.164	189	242
11	1:32.017	46.957	133	22.738	242	22.322	189	242	27	1:32.174	46.399	130	23.129	192	22.646	189	192
12	1:31.631	46.776	131	22.672	241	22.183	188	241	28	1:35.087	46.524	132	22.592	242	25.971	59	242
13	1:31.566	46.704	131	22.664	241	22.198	190	241	29	2:17.670	1:33.061	132	22.587	241	22.022	190	241
14	1:35.347	46.901	132	22.674	242	25.772	59	242	30	1:31.822	46.337	132	22.760	240	22.725	191	240
15	3:48.952	3:03.894	131	22.754	241	22.304	189	241	31	1:31.327	46.605	129	22.647	241	22.075	190	241
16	1:32.095	46.630	134	22.818	242	22.647	190	242									

17 Jaminet, FRA / Ammermüller, DEU

theoretical besttime: 1:29.415

1	2:14.802	1:23.860	124	26.388	137	24.554	182	137	12	7:19.372	6:29.252	129	26.683	168	23.437	188	168
2	1:33.115	48.182	132	22.633	241	22.300	185	241	13	1:30.618	45.772	133	22.301	242	22.545	189	242
3	1:30.616	46.296	132	22.414	241	21.906	187	241	14	1:29.664	45.613	133	22.297	243	21.754	188	243
4	1:29.807	45.719	133	22.224	241	21.864	187	241	15	1:29.511	45.575	128	22.259	243	21.677	189	243
5	1:29.719	45.642	133	22.163	243	21.914	188	243	16	1:35.026	46.130	128	22.372	242	26.524	57	242
6	1:34.256	45.713	132	22.265	243	26.278	57	243	17	4:57.994	4:10.366	120	24.157	185	23.471	187	185
7	17:24.616	16:37.503	130	23.900	216	23.213	187	216	18	1:31.738	45.807	133	22.533	201	23.398	189	201
8	1:29.721	45.675	134	22.308	241	21.738	187	241	19	1:29.938	45.852	132	22.369	242	21.717	189	242
9	1:29.729	45.784	132	22.240	243	21.705	188	243	20	1:34.961	45.817	131	22.327	242	26.817	57	242
10	1:29.756	45.629	133	22.338	242	21.789	188	242	21	4:01.864	3:17.837	131	22.320	242	21.707	188	242
11	1:34.149	45.827	132	22.286	243	26.036	57	243									

18 de Leener, BEL / Friedrich, DEU

theoretical besttime: 1:30.165

1	2:21.949	1:31.697	98	26.223	225	24.029	184	225	15	1:36.279	46.218	132	22.723	242	27.338	57	242
2	1:34.417	48.083	130	22.959	213	23.375	189	213	16	3:47.904	3:02.156	132	23.089	241	22.659	187	241
3	1:31.389	46.508	131	22.778	243	22.103	189	243	17	1:31.598	46.838	133	22.556	242	22.204	186	242
4	1:31.711	46.102	131	22.468	243	23.141	190	243	18	1:31.091	46.447	133	22.604	242	22.040	187	242
5	1:30.832	46.317	133	22.384	243	22.131	188	243	19	1:30.509	46.180	133	22.421	242	21.908	187	242
6	1:36.322	46.308	133	22.508	243	27.506	57	243	20	1:30.320	45.966	130	22.365	242	21.989	187	242
7	4:41.236	3:55.593	133	22.560	241	23.083	188	241	21	1:30.919	46.310	135	22.377	243	22.232	187	243
8	1:30.904	46.247	134	22.421	242	22.236	189	242	22	1:35.748	46.013	132	22.343	243	27.392	57	243
9	1:30.589	46.031	133	22.470	243	22.088	188	243	23	4:46.875	3:58.567	116	24.626	199	23.682	185	199
10	1:30.472	46.045	132	22.464	243	21.963	188	243	24	1:31.538	46.945	133	22.629	239	21.964	188	239
11	1:37.899	47.131	129	22.578	243	28.190	57	243	25	1:51.408	46.057	133	41.897	209	23.454	184	209
12	8:59.873	8:15.198	132	22.649	241	22.026	188	241	26	1:31.420	46.886	132	22.678	241	21.856	188	241
13	1:30.926	46.212	132	22.548	243	22.166	188	243	27	1:31.246	46.670	125	22.667	243	21.909	188	243
14	1:30.996	46.349	131	22.635	243	22.012	188	243	28	1:30.927	46.051	134	22.887	241	21.989	188	241

19 Perez Companc, ARG / Bortolotti, ITA

theoretical besttime: 1:28.609

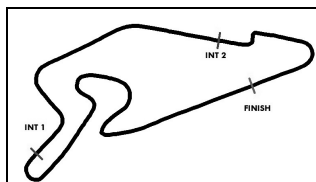
1	3:19.841	2:32.723	125	24.043	223	23.075	183	223	17	1:32.730	45.707	132	22.313	238	24.710	186	238
2	1:31.934	47.572	130	22.501	239	21.861	186	239	18	1:33.240	47.169	111	24.243	237	21.828	186	237
3	1:29.095	45.335	134	22.245	238	21.515	187	238	19	1:29.438	45.580	132	22.202	240	21.656	187	240
4	1:33.756	45.168	132	22.180	240	26.408	58	240	20	1:29.182	45.374	132	22.166	241	21.642	187	241
5	3:38.887	2:55.129	132	22.220	238	21.538	186	238	21	1:29.263	45.437	132	22.231	241	21.595	187	241
6	1:28.949	45.174	133	22.248	240	21.527	185	240	22	1:33.643	45.502	131	22.188	241	25.953	58	241
7	1:28.902	45.181	134	22.168	240	21.553	186	240	23	3:20.469	2:35.927	133	22.564	238	21.978	186	238

ver: 1.0

www.adac.de/motorsport

Page 3/ 8 printed: 4.8.2017 13:26

CERTINA
S W I S S W A T C H E S



ADAC GT Masters

Sector List Free Practice 1



Provisional

Nürburgring, Length: 3629m

Air temperature: 21.85°C

Track temperature: 38.09°C

Weather condition: Dry

DMSB Reg. Nr.: 907/17

Friday, August 04, 2017 12:25:00

Lap	Time	SE1	SP1	SE2	SP2	SE3	SP3	TSP	Lap	Time	SE1	SP1	SE2	SP2	SE3	SP3	TSP
8	1:28.906	45.245	134	22.187	240	21.474	188	240	24	1:30.742	46.400	132	22.506	237	21.836	187	237
9	1:28.740	45.020	133	22.257	242	21.463	187	242	25	1:30.283	45.904	129	22.495	239	21.884	186	239
10	1:34.487	45.472	133	22.634	239	26.381	58	239	26	1:30.206	45.796	132	22.367	240	22.043	186	240
11	5:45.930	4:54.894	131	22.501	237	28.535	185	237	27	1:30.660	46.179	133	22.610	240	21.871	187	240
12	1:29.274	45.367	132	22.264	238	21.643	186	238	28	1:30.047	45.806	131	22.402	240	21.839	186	240
13	1:29.062	45.231	132	22.177	241	21.654	188	241	29	1:31.653	45.903	132	22.287	239	23.463	186	239
14	1:28.976	45.322	135	22.126	241	21.528	187	241	30	1:30.123	45.760	133	22.548	241	21.815	187	241
15	1:34.421	45.416	129	22.267	241	26.738	58	241	31	1:30.158	45.562	132	22.897	242	21.699	188	242
16	5:01.292	4:14.901	129	22.460	239	23.931	186	239									

20 Sylvest, DNK / Rogivue, CHE

theoretical besttime: 1:29.403

1	1:53.828	1:04.089	119	26.207	179	23.532	184	179	17	1:30.948	45.934	132	22.509	238	22.505	185	238
2	1:33.702	47.656	130	23.732	235	22.314	185	235	18	1:34.794	46.082	132	22.554	238	26.158	53	238
3	1:30.998	46.635	130	22.635	238	21.728	185	238	19	6:55.460	6:08.945	129	23.848	231	22.667	185	231
4	1:31.592	46.101	131	22.590	238	22.901	187	238	20	1:30.558	46.276	131	22.398	238	21.884	187	238
5	1:31.202	46.574	129	22.633	238	21.995	186	238	21	1:30.418	46.162	133	22.468	238	21.788	186	238
6	1:30.398	46.128	129	22.575	240	21.695	186	240	22	1:30.120	46.019	132	22.449	239	21.652	188	239
7	1:30.456	46.032	128	22.548	240	21.876	186	240	23	1:29.692	45.761	130	22.242	240	21.689	187	240
8	1:30.168	46.000	132	22.474	238	21.694	185	238	24	1:29.611	45.697	134	22.327	240	21.587	188	240
9	1:29.871	45.658	132	22.441	238	21.772	185	238	25	1:29.477	45.616	133	22.316	241	21.545	188	241
10	1:30.112	45.972	130	22.469	239	21.671	187	239	26	1:34.489	45.679	132	22.381	241	26.429	57	241
11	1:31.557	45.973	129	22.371	241	23.213	186	241	27	2:34.591	1:45.702	133	22.393	239	26.496	54	239
12	1:35.971	46.131	130	22.409	239	27.431	53	239	28	2:33.368	1:45.106	131	22.478	240	25.784	187	240
13	6:54.194	6:09.348	131	22.653	237	22.193	186	237	29	1:30.506	46.160	129	22.498	239	21.848	186	239
14	1:30.251	46.081	133	22.453	237	21.717	185	237	30	1:29.975	45.729	130	22.534	240	21.712	188	240
15	1:30.371	46.140	132	22.384	238	21.847	186	238	31	1:29.701	45.645	133	22.401	241	21.655	188	241
16	1:30.262	46.034	129	22.417	238	21.811	186	238									

21 Stolz, DEU / Ludwig, DEU

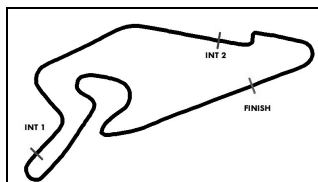
theoretical besttime: 1:29.159

1	1:49.283	1:00.930	127	24.926	225	23.427	185	225	16	1:30.036	45.837	133	22.451	240	21.748	187	240
2	1:32.609	47.186	135	22.731	236	22.692	186	236	17	1:43.080	53.773	132	22.654	240	26.653	54	240
3	1:30.375	46.232	135	22.486	239	21.657	186	239	18	4:42.305	3:57.859	134	22.648	237	21.798	186	237
4	1:30.015	45.942	134	22.460	238	21.613	186	238	19	1:30.552	46.005	133	22.536	238	22.011	186	238
5	1:29.666	45.510	133	22.399	239	21.757	186	239	20	1:30.425	45.974	133	22.505	240	21.946	187	240
6	1:36.110	45.716	135	22.317	238	28.077	53	238	21	1:30.540	46.145	133	22.494	240	21.901	186	240
7	6:03.674	5:19.596	133	22.508	236	21.570	186	236	22	1:30.558	46.188	134	22.472	239	21.898	187	239
8	1:29.522	45.515	132	22.324	239	21.683	186	239	23	1:34.990	46.002	134	22.496	238	26.492	53	238
9	1:31.350	45.570	134	22.335	225	23.445	187	225	24	6:30.133	5:45.838	135	22.542	237	21.753	187	237
10	1:30.152	45.739	132	22.157	240	22.256	187	240	25	1:30.696	46.293	129	22.561	238	21.842	186	238
11	1:29.424	45.432	134	22.183	240	21.809	187	240	26	1:30.217	45.878	132	22.504	238	21.835	187	238
12	1:35.382	46.095	133	22.256	241	27.031	54	241	27	1:34.473	45.843	133	22.411	240	26.219	53	240
13	2:30.830	1:46.247	133	22.556	240	22.027	187	240	28	2:29.654	1:45.453	132	22.407	238	21.794	187	238
14	1:34.550	46.167	133	22.646	239	25.737	187	239	29	1:29.984	45.824	130	22.425	238	21.735	187	238
15	1:30.731	46.081	131	22.537	239	22.113	187	239	30	1:30.066	45.746	131	22.395	240	21.925	189	240

22 Lips, CHE / Gassner, DEU

theoretical besttime: 1:30.633

1	3:01.233	2:04.541	118	25.856	228	30.836	59	228	18	1:30.633	46.108	128	22.413	246	22.112	190	246
2	2:36.106	1:49.907	129	23.576	244	22.623	186	244	19	1:31.073	46.244	131	22.445	246	22.384	189	246
3	1:34.226	47.266	127	24.366	243	22.594	186	243	20	1:37.685	46.596	127	22.606	244	28.483	57	244
4	1:33.809	48.058	126	22.932	243	22.819	189	243	21	7:10.646	6:25.189	124	22.856	244	22.601	189	244
5	1:32.595	46.847	129	23.098	243	22.650	185	243	22	1:37.210	46.812	127	22.749	246	27.649	57	246
6	1:31.577	46.807	128	22.516	243	22.254	186	243	23	2:36.377	1:51.083	125	22.965	243	22.329	189	243
7	1:31.493	46.577	131	22.673	243	22.243	188	243	24	1:31.061	46.272	131	22.667	244	22.122	191	244
8	1:31.318	46.460	132	22.528	244	22.330	189	244	25	1:31.247	46.248	130	22.463	246	22.536	189	246
9	1:39.374	47.016	128	23.448	242	28.910	57	242	26	1:31.040	46.272	132	22.430	247	22.338	190	247
10	2:55.765	2:08.732	126	23.322	243	23.711	189	243	27	1:31.532	46.379	126	22.606	246	22.547	190	246
11	1:32.163	47.080	131	22.725	244	22.358	188	244	28	1:31.166	46.236	129	22.541	246	22.389	191	246
12	1:31.310	46.624	130	22.498	245	22.188	189	245	29	1:33.083	46.486	127	22.624	245	23.973	191	245
13	1:31.109	46.328	128	22.501	245	22.280	189	245	30	1:30.960	46.366	127	22.479	246	22.115	189	246
14	1:32.416	46.563	125	22.558	244	23.295	189	244	31	1:30.927	46.310	126	22.496	244	22.121	192	244
15	1:34.676	49.135	126	22.669	244	22.872	189	244	32	1:31.008	46.236	124	22.617	245	22.155	192	245
16	1:31.309	46.631	129	22.544	245	22.134	190	245	33	1:37.984	46.545	126	22.698	236	28.741	50	236
17	1:31.043	46.213	129	22.530	246	22.300	190	246									



ADAC GT Masters

Sector List Free Practice 1

Provisional



Nürburgring, Length: 3629m

Air temperature: 21.85°C

Track temperature: 38.09°C

Weather condition: Dry

DMSB Reg. Nr.: 907/17

Friday, August 04, 2017 12:25:00

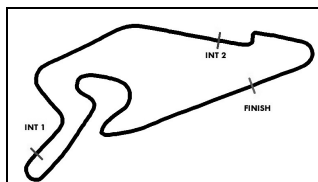
Lap	Time	SE1	SP1	SE2	SP2	SE3	SP3	TSP	Lap	Time	SE1	SP1	SE2	SP2	SE3	SP3	TSP
24 Salaquarda, CZE / Winkelhock, DEU									theoretical besttime: 1:28.838								
1	2:00.603	1:13.551	124	23.970	216	23.082	183	216	17	1:29.221	45.373	130	22.331	241	21.517	187	241
2	1:31.341	46.480	132	23.054	238	21.807	185	238	18	1:35.531	45.329	133	22.341	240	27.861	38	240
3	1:29.823	45.597	133	22.623	240	21.603	183	240	19	3:45.010	2:58.493	131	23.083	234	23.434	184	234
4	1:29.418	45.406	133	22.352	240	21.660	186	240	20	1:33.134	46.568	129	23.088	213	23.478	186	213
5	1:35.877	51.298	129	22.928	240	21.651	186	240	21	1:30.726	46.217	131	22.641	240	21.868	185	240
6	1:29.020	45.261	132	22.170	241	21.589	186	241	22	1:30.183	46.039	133	22.364	241	21.780	187	241
7	1:29.124	45.296	131	22.296	240	21.532	185	240	23	1:30.662	46.304	130	22.553	239	21.805	186	239
8	1:34.381	49.640	129	22.824	239	21.917	186	239	24	1:30.109	45.981	131	22.390	240	21.738	185	240
9	1:35.703	46.017	133	22.677	240	27.009	59	240	25	1:29.792	45.733	131	22.357	240	21.702	185	240
10	8:12.997	7:28.713	132	22.415	238	21.869	185	238	26	1:29.488	45.657	132	22.226	241	21.605	186	241
11	1:29.676	45.685	134	22.415	238	21.576	185	238	27	1:29.842	45.810	131	22.370	241	21.662	186	241
12	1:29.072	45.322	133	22.182	240	21.568	184	240	28	1:29.668	45.641	132	22.297	240	21.730	186	240
13	1:29.126	45.277	132	22.107	241	21.742	186	241	29	1:29.765	45.859	129	22.328	240	21.578	187	240
14	1:28.951	45.282	132	22.143	241	21.526	186	241	30	1:29.708	45.684	128	22.352	240	21.672	187	240
15	1:28.907	45.217	132	22.176	241	21.514	186	241	31	1:34.603	45.841	130	22.459	240	26.303	59	240
16	1:31.995	45.262	130	22.380	240	24.353	185	240	32	2:39.108	1:47.545	128	23.880	200	27.683	59	200

Lap	Time	SE1	SP1	SE2	SP2	SE3	SP3	TSP	Lap	Time	SE1	SP1	SE2	SP2	SE3	SP3	TSP
25 Ortmann, DEU / Stippler, DEU									theoretical besttime: 1:29.124								
1	2:04.936	1:15.963	122	24.954	219	24.019	181	219	17	1:35.061	45.595	132	22.354	240	27.112	58	240
2	1:32.993	47.500	131	23.032	236	22.461	182	236	18	2:31.794	1:46.817	133	22.775	238	22.202	185	238
3	1:31.806	46.642	132	22.799	240	22.365	184	240	19	1:32.261	45.908	133	22.480	238	23.873	185	238
4	1:30.788	46.446	131	22.528	238	21.814	184	238	20	1:30.021	45.729	132	22.333	240	21.959	185	240
5	1:30.024	45.855	132	22.408	239	21.761	185	239	21	1:34.647	48.099	124	24.637	219	21.911	185	219
6	1:30.663	45.927	129	22.942	241	21.794	185	241	22	1:30.426	45.509	133	22.271	240	22.646	186	240
7	1:30.169	45.978	131	22.496	239	21.695	185	239	23	1:29.577	45.590	129	22.281	240	21.706	186	240
8	1:29.631	45.646	132	22.291	240	21.694	185	240	24	1:29.593	45.596	133	22.304	240	21.693	186	240
9	1:35.395	45.692	130	22.449	240	27.254	58	240	25	1:38.654	47.750	128	23.078	231	27.826	58	231
10	5:49.948	5:05.578	131	22.615	237	21.755	183	237	26	7:06.719	6:20.912	125	23.825	236	21.982	185	236
11	1:31.204	46.687	131	22.811	238	21.706	185	238	27	1:29.999	45.584	133	22.422	237	21.993	185	237
12	1:29.837	45.792	129	22.448	240	21.597	184	240	28	1:29.384	45.384	133	22.330	239	21.670	186	239
13	1:29.435	45.528	132	22.361	239	21.546	184	239	29	1:34.250	45.491	134	25.566	164	23.193	185	164
14	1:29.447	45.613	133	22.273	240	21.561	184	240	30	1:29.673	45.618	133	22.359	238	21.696	186	238
15	1:29.400	45.507	133	22.377	239	21.516	185	239	31	1:29.655	45.657	132	22.406	238	21.592	186	238
16	1:29.864	45.529	133	22.224	240	22.111	185	240	32	1:29.615	45.573	133	22.374	238	21.668	186	238

Lap	Time	SE1	SP1	SE2	SP2	SE3	SP3	TSP	Lap	Time	SE1	SP1	SE2	SP2	SE3	SP3	TSP
26 Asch, DEU / Auer, AUT									theoretical besttime: 1:28.550								
1	2:48.833	1:57.787	122	26.061	198	24.985	181	198	16	1:29.817	45.787	133	22.361	236	21.669	185	236
2	1:33.298	48.115	133	22.841	236	22.342	184	236	17	1:29.519	45.590	131	22.333	237	21.596	186	237
3	1:30.210	46.228	133	22.398	237	21.584	186	237	18	1:29.329	45.424	130	22.230	238	21.675	186	238
4	1:29.407	45.592	133	22.308	237	21.507	186	237	19	1:28.903	45.382	135	22.084	240	21.437	186	240
5	1:29.183	45.450	135	22.246	238	21.487	186	238	20	1:28.850	45.438	135	22.039	239	21.373	186	239
6	1:29.410	45.458	133	22.267	238	21.685	185	238	21	1:28.673	45.255	134	22.102	239	21.316	187	239
7	1:35.264	46.285	134	22.407	238	26.572	57	238	22	1:34.066	45.564	133	22.228	238	26.274	57	238
8	2:39.531	1:50.345	135	22.504	236	26.682	57	236	23	3:10.736	2:26.902	131	22.364	237	21.470	186	237
9	5:15.902	4:31.250	135	22.555	238	22.097	186	238	24	1:29.220	45.437	134	22.265	238	21.518	186	238
10	1:30.407	46.204	131	22.633	237	21.570	186	237	25	1:29.180	45.390	134	22.265	238	21.525	185	238
11	1:29.876	45.763	133	22.448	238	21.665	186	238	26	1:30.913	45.754	133	22.341	238	22.818	186	238
12	1:29.657	45.829	135	22.353	238	21.475	186	238	27	1:29.006	45.195	133	22.275	237	21.536	187	237
13	1:30.013	45.686	136	22.346	238	21.981	186	238	28	1:34.208	45.740	133	22.321	240	26.147	57	240
14	1:34.941	45.747	133	22.278	239	26.916	53	239	29	2:31.779	1:46.247	133	22.507	192	23.025	189	192
15	8:22.022	7:37.465	129	22.852	235	21.705	185	235	30	1:28.863	45.342	135	22.109	240	21.412	187	240

Lap	Time	SE1	SP1	SE2	SP2	SE3	SP3	TSP	Lap	Time	SE1	SP1	SE2	SP2	SE3	SP3	TSP
36 Bachler, AUT / Macdowall, GBR									theoretical besttime: 1:28.784								
1	1:44.966	58.645	126	23.937	236	22.384	187	236	14	1:31.004	46.630	127	22.544	242	21.830	189	242
2	1:31.975	47.161	127	22.848	241	21.966	189	241	15	1:30.762	46.148	130	22.584	243	22.030	188	243
3	1:30.192	45.638	134	22.220	243	22.334	189	243	16	1:30.621	46.276	129	22.557	242	21.788	190	242
4	1:29.461	45.354	136	22.546	242	21.561	189	242	17	1:36.217	46.434	129	22.559	242	27.224	57	242
5	1:33.352	45.095	133	22.251	243	26.006	57	243	18	5:25.426	4:40.809	130	22.578	241	22.039	189	241
6	2:59.129	2:14.946	134	22.237	243	21.946	188	243	19	1:30.943	46.640	132	22.387	244	21.916	189	244
7	1:29.274	45.544	135	22.128	242	21.602	188	242	20	1:30.877	46.429	125	22.497	242	21.951	188	242
8	1:29.884	45.756	135	22.236	241	21.892	189	241	21	1:36.251	47.129	130	22.712	243	26.410	57	243
9	1:29.391	45.475	135	22.199	242	21.717	189	242	22	3:21.373	2:37.285	134	22.398	242	21.690	188	242





ADAC GT Masters

Sector List Free Practice 1



Provisional

Nürburgring, Length: 3629m

Air temperature: 21.85°C

Track temperature: 38.09°C

Weather condition: Dry

DMSB Reg. Nr.: 907/17

Friday, August 04, 2017 12:25:00

Lap	Time	SE1	SP1	SE2	SP2	SE3	SP3	TSP	Lap	Time	SE1	SP1	SE2	SP2	SE3	SP3	TSP
10	1:34.361	45.454	132	22.233	245	26.674	57	245	23	1:29.903	45.746	132	22.297	243	21.860	188	243
11	3:22.411	2:36.043	108	23.763	243	22.605	187	243	24	1:29.936	45.723	128	22.359	243	21.854	189	243
12	1:31.459	47.011	131	22.562	243	21.886	188	243	25	1:36.380	46.078	132	23.639	232	26.663	57	232
13	1:33.344	46.630	127	24.333	243	22.381	188	243									

42 Catsburg, NLD / Eng, AUT

theoretical besttime: 1:29.501

1	1:52.843	1:04.416	121	24.745	193	23.682	187	193	17	1:37.406	46.392	130	22.922	198	28.092	58	198
2	1:33.204	48.164	126	22.777	240	22.263	188	240	18	2:36.877	1:47.798	129	23.127	141	25.952	189	141
3	1:31.133	46.551	132	22.459	242	22.123	188	242	19	1:30.491	46.217	130	22.321	242	21.953	189	242
4	1:30.326	45.839	130	22.571	240	21.916	189	240	20	1:30.242	45.896	129	22.418	241	21.928	189	241
5	1:31.308	45.969	132	23.528	235	21.811	189	235	21	1:29.761	45.611	131	22.277	242	21.873	189	242
6	1:29.701	45.643	132	22.185	243	21.873	189	243	22	1:29.918	45.716	130	22.339	242	21.863	189	242
7	1:37.340	46.140	131	23.047	239	28.153	58	239	23	1:34.601	45.702	130	22.306	242	26.593	58	242
8	5:54.256	5:09.613	126	22.756	238	21.887	187	238	24	5:08.927	4:22.553	130	23.979	179	22.395	189	179
9	1:30.096	46.047	131	22.300	240	21.749	187	240	25	1:30.187	46.034	129	22.361	241	21.792	188	241
10	1:30.461	46.087	131	22.542	241	21.832	188	241	26	1:30.121	45.954	131	22.314	241	21.853	189	241
11	1:29.767	45.738	132	22.324	242	21.705	189	242	27	1:29.974	45.800	126	22.312	240	21.862	190	240
12	1:35.788	45.820	128	22.321	233	27.647	58	233	28	1:34.416	45.624	126	22.448	240	26.344	58	240
13	4:37.859	3:51.991	129	23.390	219	22.478	190	219	29	3:00.312	2:14.825	127	22.609	213	22.878	188	213
14	1:31.204	45.876	131	22.295	241	23.033	190	241	30	1:30.282	45.895	128	22.478	241	21.909	189	241
15	1:30.177	45.889	132	22.343	240	21.945	188	240	31	1:31.315	46.080	128	22.454	240	22.781	188	240
16	1:30.055	45.812	132	22.353	241	21.890	187	241									

44 Busch, DEU / Busch, DEU

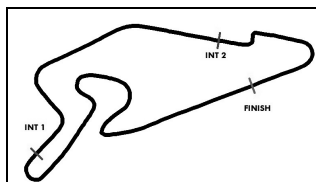
theoretical besttime: 1:29.779

1	1:50.357	59.453	121	26.059	218	24.845	180	218	17	1:31.461	45.816	132	22.428	238	23.217	185	238
2	1:38.726	50.514	119	24.962	222	23.250	182	222	18	1:30.063	45.766	133	22.440	238	21.857	185	238
3	1:34.499	47.945	126	23.882	211	22.672	182	211	19	1:30.070	45.631	133	22.500	237	21.939	184	237
4	1:33.365	47.110	123	23.795	217	22.460	183	217	20	1:30.474	45.901	134	22.510	238	22.063	183	238
5	1:31.893	47.161	126	22.642	238	22.090	183	238	21	1:30.065	45.661	132	22.391	241	22.013	184	241
6	1:34.055	47.349	122	22.973	237	23.733	183	237	22	1:41.144	45.844	131	22.450	240	32.850	58	240
7	1:32.493	47.451	126	22.859	235	22.183	184	235	23	4:29.908	3:45.510	133	22.641	237	21.757	184	237
8	1:31.779	46.796	125	22.845	234	22.138	182	234	24	1:31.086	45.939	132	22.519	238	22.628	184	238
9	1:41.399	46.891	124	22.911	237	31.597	50	237	25	1:30.389	45.640	133	22.467	238	22.282	184	238
10	4:44.815	3:59.642	129	22.937	236	22.236	183	236	26	1:37.372	45.957	132	22.481	238	28.934	58	238
11	1:31.223	46.203	131	22.730	238	22.290	183	238	27	3:23.574	2:38.617	129	22.851	238	22.106	183	238
12	1:31.471	46.420	129	22.746	238	22.305	184	238	28	1:32.363	46.480	128	22.610	238	23.273	183	238
13	2:01.773	46.163	131	43.989	200	31.621	39	200	29	1:30.949	46.426	131	22.555	238	21.968	184	238
14	4:43.574	3:54.813	125	24.800	220	23.961	183	220	30	1:30.957	46.411	130	22.507	237	22.039	184	237
15	1:31.994	46.012	132	23.866	224	22.116	183	224	31	1:30.778	46.223	128	22.600	237	21.955	184	237
16	1:30.812	46.115	131	22.488	238	22.209	185	238	32	1:31.547	46.764	128	22.613	239	22.170	182	239

48 Dontje, NLD / Kirchhöfer, DEU

theoretical besttime: 1:29.300

1	2:20.928	1:30.696	107	26.124	221	24.108	179	221	18	1:31.031	46.023	132	22.360	240	22.648	187	240
2	1:33.786	48.334	127	23.320	234	22.132	184	234	19	1:29.982	45.978	133	22.257	240	21.747	187	240
3	1:31.114	46.481	132	22.778	236	21.855	185	236	20	1:35.643	46.140	133	22.342	240	27.161	59	240
4	1:30.316	46.104	134	22.501	236	21.711	185	236	21	5:25.942	4:40.926	131	22.521	238	22.495	188	238
5	1:30.561	45.777	133	22.361	238	22.423	187	238	22	1:29.701	45.762	132	22.256	239	21.683	187	239
6	1:30.166	46.021	131	22.401	238	21.744	186	238	23	1:29.683	45.667	133	22.292	238	21.724	187	238
7	1:30.109	45.885	132	22.559	237	21.665	186	237	24	1:29.523	45.575	133	22.279	240	21.669	187	240
8	1:34.644	45.886	133	22.444	237	26.314	59	237	25	1:29.633	45.732	132	22.315	240	21.586	187	240
9	2:38.361	1:54.270	132	22.403	238	21.688	187	238	26	1:29.824	45.754	133	22.198	240	21.872	188	240
10	1:29.987	45.808	133	22.466	238	21.713	187	238	27	1:29.495	45.642	133	22.226	240	21.627	188	240
11	1:29.608	45.733	133	22.219	238	21.656	186	238	28	1:29.438	45.713	133	22.190	240	21.535	187	240
12	1:29.948	45.917	133	22.398	238	21.633	186	238	29	1:34.871	45.819	134	22.220	240	26.832	59	240
13	1:35.902	45.926	133	22.734	241	27.242	59	241	30	2:33.409	1:48.981	130	22.596	238	21.832	186	238
14	4:24.988	3:40.271	132	22.655	238	22.062	186	238	31	1:30.137	45.969	132	22.382	239	21.786	187	239
15	1:31.035	46.382	133	22.602	238	22.051	187	238	32	1:30.219	45.895	130	22.302	239	22.022	187	239
16	1:30.213	46.144	132	22.341	238	21.728	187	238	33	1:30.368	46.042	129	22.437	239	21.889	188	239
17	1:29.718	45.756	133	22.336	238	21.626	188	238	34	1:36.011	46.028	131	22.689	240	27.294	59	240



ADAC GT Masters

Sector List Free Practice 1

Provisional



Nürburgring, Length: 3629m

Air temperature: 21.85°C

Track temperature: 38.09°C

Weather condition: Dry

DMSB Reg. Nr.: 907/17

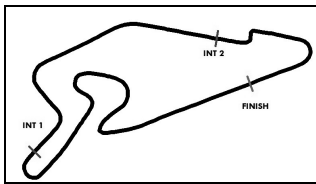
Friday, August 04, 2017 12:25:00

Lap	Time	SE1	SP1	SE2	SP2	SE3	SP3	TSP	Lap	Time	SE1	SP1	SE2	SP2	SE3	SP3	TSP
50 Geipel, DEU / Frey, CHE									theoretical besttime: 1:29.042								
1	2:31.736	1:38.287	107	27.952	151	25.497	177	151	15	1:34.885	46.221	134	22.632	240	26.032	184	240
2	1:35.821	49.884	130	23.407	233	22.530	180	233	16	1:30.531	46.126	134	22.554	240	21.851	186	240
3	1:31.766	46.846	130	22.675	237	22.245	184	237	17	1:30.501	46.081	135	22.392	240	22.028	185	240
4	1:30.548	45.988	132	22.809	237	21.751	185	237	18	1:41.189	51.010	118	26.893	188	23.286	185	188
5	1:29.948	45.811	134	22.462	239	21.675	185	239	19	1:30.641	45.911	133	22.599	239	22.131	186	239
6	1:30.369	45.737	132	22.846	236	21.786	186	236	20	1:29.781	45.625	134	22.373	241	21.783	186	241
7	1:30.173	45.765	131	22.480	238	21.928	185	238	21	1:29.840	45.753	133	22.461	241	21.626	187	241
8	1:29.701	45.742	133	22.365	238	21.594	185	238	22	1:39.795	48.609	129	23.276	233	27.910	58	233
9	1:36.626	46.004	131	22.556	237	28.066	58	237	23	7:47.407	6:58.133	124	25.248	216	24.026	183	216
10	6:40.143	5:55.801	131	22.534	236	21.808	184	236	24	1:35.965	49.994	131	23.238	238	22.733	187	238
11	1:29.697	45.702	133	22.388	238	21.607	186	238	25	1:30.925	45.637	132	22.871	233	22.417	187	233
12	1:36.329	45.814	130	23.095	237	27.420	58	237	26	1:30.271	45.635	134	22.472	238	22.164	187	238
13	6:06.258	5:11.079	128	29.458	153	25.721	184	153	27	1:29.042	45.303	134	22.178	238	21.561	187	238
14	1:31.103	46.281	133	22.793	238	22.029	186	238	28	1:36.643	45.610	134	22.866	231	28.167	54	231

63 Ineichen, CHE / Engelhart, DEU									theoretical besttime: 1:28.730								
1	3:11.704	2:25.535	124	23.696	235	22.473	184	235	15	1:29.254	45.465	132	22.226	243	21.563	187	243
2	1:30.875	46.665	132	22.401	241	21.809	187	241	16	1:29.528	45.453	133	22.244	242	21.831	187	242
3	1:29.520	45.659	132	22.252	241	21.609	189	241	17	1:29.074	45.292	133	22.148	246	21.634	188	246
4	1:29.276	45.315	132	22.187	240	21.774	188	240	18	1:33.872	45.415	129	22.173	242	26.284	58	242
5	1:31.082	45.547	133	22.292	240	23.243	188	240	19	8:41.631	7:57.060	129	22.709	237	21.862	189	237
6	1:29.159	45.390	133	22.262	242	21.507	188	242	20	1:29.477	45.414	132	22.293	242	21.770	187	242
7	1:29.044	45.163	133	22.315	240	21.566	187	240	21	1:29.332	45.453	130	22.297	242	21.582	187	242
8	1:35.056	45.540	132	22.502	241	27.014	58	241	22	1:29.693	45.660	127	22.289	241	21.744	188	241
9	3:47.542	3:01.607	129	23.494	203	22.441	188	203	23	1:34.031	45.616	132	22.502	240	25.913	56	240
10	1:28.975	45.250	132	22.201	241	21.524	188	241	24	4:40.996	3:55.703	131	22.567	237	22.726	186	237
11	1:28.804	45.193	133	22.167	241	21.444	187	241	25	1:32.562	47.487	132	22.498	240	22.577	184	240
12	1:33.345	45.242	133	22.251	241	25.852	58	241	26	1:31.088	46.342	133	22.453	239	22.293	186	239
13	5:51.453	5:07.014	129	22.731	239	21.708	188	239	27	1:30.898	46.392	132	22.666	238	21.840	187	238
14	1:29.259	45.527	132	22.313	241	21.419	188	241	28	1:30.887	46.293	129	22.649	239	21.945	186	239

66 Judek, DEU / Lindholm, FIN									theoretical besttime: 1:30.485								
1	2:26.658	1:34.295	124	27.407	198	24.956	177	198	18	1:34.553	48.355	131	23.424	236	22.774	185	236
2	1:34.798	48.827	132	23.418	231	22.553	180	231	19	1:32.695	47.096	133	23.062	237	22.537	185	237
3	1:32.282	47.304	132	22.624	237	22.354	181	237	20	1:32.700	47.254	129	22.925	238	22.521	185	238
4	1:31.563	46.722	133	22.663	237	22.178	185	237	21	1:32.400	46.938	131	22.919	238	22.543	186	238
5	1:33.494	46.420	133	24.689	222	22.385	185	222	22	1:34.202	47.080	124	24.197	238	22.925	185	238
6	1:32.851	46.058	132	24.292	221	22.501	186	221	23	1:32.151	46.754	132	22.961	238	22.436	186	238
7	1:30.991	46.232	131	22.621	238	22.138	185	238	24	1:32.201	46.788	134	22.901	239	22.512	186	239
8	1:31.053	46.199	133	22.637	237	22.217	184	237	25	1:37.728	46.877	131	22.995	237	27.856	57	237
9	1:36.352	46.230	133	22.548	238	27.574	57	238	26	3:18.667	2:33.609	130	22.612	238	22.446	185	238
10	5:14.220	4:24.249	126	25.493	219	24.478	183	219	27	1:32.417	46.652	132	23.765	238	22.000	187	238
11	1:37.680	50.256	128	23.555	239	23.869	183	239	28	1:31.210	46.235	131	22.583	238	22.392	186	238
12	1:35.676	48.676	126	23.469	236	23.531	184	236	29	1:30.597	46.078	128	22.467	238	22.052	186	238
13	1:35.270	48.814	129	23.304	236	23.152	184	236	30	1:31.190	46.091	133	22.649	237	22.450	186	237
14	1:36.852	49.715	130	23.440	234	23.697	184	234	31	1:30.622	46.133	130	22.519	238	21.970	187	238
15	1:34.636	47.815	124	23.636	236	23.185	185	236	32	1:31.021	46.550	134	22.457	238	22.014	187	238
16	1:34.749	48.114	128	23.612	237	23.023	184	237	33	1:31.927	46.688	133	22.916	237	22.323	185	237
17	1:34.271	47.900	128	23.264	237	23.107	183	237	34	1:37.785	46.089	131	22.517	238	29.179	57	238

77 Gounon, FRA / Costa, ESP									theoretical besttime: 1:29.013								
1	2:20.011	1:26.000	120	25.155	225	28.856	59	225	14	1:34.654	48.475	114	23.986	240	22.193	188	240
2	2:34.793	1:49.069	132	22.806	196	22.918	189	196	15	1:29.928	45.870	133	22.264	243	21.794	189	243
3	1:30.264	45.919	132	22.341	243	22.004	189	243	16	1:29.564	45.618	133	22.337	242	21.609	190	242
4	1:29.493	45.521	133	22.217	242	21.755	188	242	17	1:30.099	45.626	132	22.352	243	22.121	189	243
5	1:29.044	45.363	131	22.126	243	21.555	188	243	18	1:35.788	45.881	129	22.364	243	27.543	54	243
6	1:29.469	45.521	134	22.254	241	21.694	190	241	19	13:14.985	12:30.724	131	22.264	240	21.997	188	240
7	1:33.432	45.562	132	22.095	244	25.775	59	244	20	1:29.896	45.563	131	22.509	241	21.824	188	241
8	9:28.527	8:42.457	129	22.466	240	23.604	188	240	21	1:29.984	45.781	130	22.319	242	21.884	189	242
9	1:30.298	45.986	130	22.355	241	21.957	188	241	22	1:29.455	45.365	131	22.262	242	21.828	190	242
10	1:30.198	46.115	129	22.202	243	21.881	188	243	23	1:30.292	46.025	129	22.312	245	21.955	189	245
11	1:32.705	46.502	129	23.226	209	22.977	189	209	24	1:29.790	45.708	132	22.271	243	21.811	190	243



ADAC GT Masters

Sector List Free Practice 1

Provisional



Nürburgring, Length: 3629m

Air temperature: 21.85°C

Track temperature: 38.09°C

Weather condition: Dry

DMSB Reg. Nr.: 907/17

Friday, August 04, 2017 12:25:00

Lap	Time	SE1	SP1	SE2	SP2	SE3	SP3	TSP	Lap	Time	SE1	SP1	SE2	SP2	SE3	SP3	TSP
12	1:30.221	46.015	133	22.305	243	21.901	188	243	25	1:29.652	45.443	132	22.307	243	21.902	189	243
13	1:29.761	45.754	135	22.236	243	21.771	189	243	26	1:29.735	45.516	129	22.282	245	21.937	191	245

84 Assenheimer, DEU / Götz, DEU

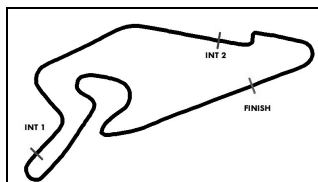
theoretical besttime: 1:28.694

1	2:06.409	1:17.758	127	24.290	204	24.361	183	204	18	1:30.924	46.719	133	22.344	240	21.861	187	240
2	1:33.093	47.634	134	23.041	237	22.418	186	237	19	1:30.757	46.190	134	22.522	240	22.045	186	240
3	1:31.613	46.312	135	22.401	221	22.900	187	221	20	1:30.093	45.945	134	22.292	239	21.856	186	239
4	1:30.940	45.584	135	22.454	239	22.902	187	239	21	1:34.907	46.198	132	22.321	240	26.388	59	240
5	1:30.403	45.737	134	22.228	239	22.438	187	239	22	3:45.482	3:01.490	135	22.267	239	21.725	187	239
6	1:31.299	45.494	137	22.161	241	23.644	187	241	23	1:29.919	45.868	135	22.268	240	21.783	187	240
7	1:29.351	45.458	136	22.228	240	21.665	187	240	24	1:29.843	45.912	136	22.181	240	21.750	189	240
8	1:33.613	45.614	136	22.334	239	25.665	59	239	25	1:34.026	45.745	132	22.203	240	26.078	59	240
9	2:35.814	1:50.971	132	22.699	237	22.144	186	237	26	4:22.840	3:34.692	100	24.327	165	23.821	184	165
10	1:31.415	46.945	134	22.459	238	22.011	187	238	27	1:32.620	47.732	106	23.100	237	21.788	188	237
11	1:30.294	46.036	134	22.292	238	21.966	187	238	28	1:29.170	45.547	136	22.212	239	21.411	188	239
12	1:30.468	46.197	134	22.362	239	21.909	185	239	29	1:28.891	45.242	136	22.189	240	21.460	188	240
13	1:30.219	46.096	133	22.254	240	21.869	186	240	30	1:32.604	48.448	126	22.645	237	21.511	188	237
14	1:30.226	45.989	133	22.340	240	21.897	187	240	31	1:29.009	45.489	135	22.043	240	21.477	189	240
15	1:35.340	46.188	133	22.265	240	26.887	58	240	32	1:28.986	45.388	137	22.041	240	21.557	188	240
16	4:17.825	3:33.714	133	22.475	237	21.636	186	237	33	1:32.463	46.605	119	23.866	213	21.992	189	213
17	1:30.885	46.132	131	22.366	239	22.387	187	239	34	1:29.023	45.392	135	22.050	240	21.581	188	240

99 Renauer, DEU / Müller, DEU

theoretical besttime: 1:28.898

1	3:30.837	2:37.987	117	24.438	227	28.412	56	227	11	1:29.553	45.522	133	22.153	242	21.878	188	242
2	3:35.820	2:51.238	130	22.381	240	22.201	186	240	12	1:29.652	45.938	134	22.140	242	21.574	187	242
3	1:29.909	46.010	131	22.176	241	21.723	187	241	13	1:34.757	45.483	133	22.395	243	26.879	57	243
4	1:29.130	45.346	132	22.129	242	21.655	188	242	14	5:31.410	4:46.461	131	22.429	241	22.520	188	241
5	1:29.582	45.413	131	22.116	242	22.053	186	242	15	1:29.933	46.146	133	22.301	241	21.486	186	241
6	1:29.249	45.585	132	22.149	241	21.515	187	241	16	1:34.689	45.990	131	22.619	241	26.080	57	241
7	1:29.120	45.299	132	22.156	242	21.665	186	242	17	5:28.365	4:43.185	131	22.622	242	22.558	188	242
8	1:34.915	45.832	132	22.406	241	26.677	55	241	18	1:30.574	46.183	133	22.222	243	22.169	188	243
9	6:28.279	5:43.532	132	22.113	242	22.634	186	242	19	1:30.188	46.069	134	22.293	242	21.826	189	242
10	1:29.447	45.514	131	22.285	240	21.648	188	240	20	1:35.094	46.025	133	22.453	242	26.616	57	242



ADAC GT Masters

Top speed list Free Practice 1



Provisional

DMSB Reg. Nr.: 907/17

Nürburgring, Length: 3629m

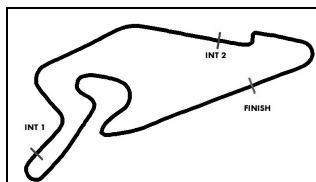
Air temperature: 21.85°C

Track temperature: 38.09°C

Weather condition: Dry

Friday, August 04, 2017 12:25:00

#	Name (NAT)	Team	Car name	Speed	Lap	Race time
22	Marc Gassner (DEU)	MRS GT-Racing (DEU)	Nissan GT-R NISMO GT3	247.13	26	50:26.156
63	Christian Engelhart (DEU)	GRT Grasser-Racing-Team (AUT)	Lamborghini Huracan GT3	246.01	17	33:31.316
36	Klaus Bachler (AUT)	Schütz Motorsport (DEU)	Porsche 911 GT3 R	245.45	10	16:25.311
77	Albert Costa (ESP)	Callaway Competition (DEU)	Corvette C7 GT3	245.45	23	56:00.906
18	Adrien de Leener (BEL)	KÜS TEAM75 Bernhard (DEU)	Porsche 911 GT3 R	243.79	5	8:08.167
42	Nick Catsburg (NLD)	BMW Team Schnitzer (DEU)	BMW M6 GT3	243.79	6	9:06.642
99	Robert Renauer (DEU)	Precote Herberth Motorsport (DEU)	Porsche 911 GT3 R	243.79	18	43:53.052
17	Mathieu Jaminet (FRA)	KÜS TEAM75 Bernhard (DEU)	Porsche 911 GT3 R	243.24	5	7:56.145
13	Maximilian Hackländer (DEU)	RWT Racing (AUT)	Corvette C7 GT3	243.24	17	34:19.422
3	Kelvin van der Linde (ZAF)	Aust Motorsport (DEU)	Audi R8 LMS	242.69	5	7:25.735
4	Dennis Marschall (DEU)	Aust Motorsport (DEU)	Audi R8 LMS	242.69	6	9:10.830
19	Ezequiel Perez Companc (ARG)	GRT Grasser-Racing-Team (AUT)	Lamborghini Huracan GT3	242.69	31	1:00:02.590
8	Ricardo Feller (CHE)	Audi Sport racing academy (DEU)	Audi R8 LMS	242.15	6	9:24.015
24	Markus Winkelhock (DEU)	BWT Mücke Motorsport (DEU)	Audi R8 LMS	241.61	6	9:14.493
84	Maximilian Götz (DEU)	Mercedes-AMG Team HTP Motorsport (DEU)	Mercedes-AMG GT3	241.61	6	9:20.113
48	Indy Dontje (NLD)	Mercedes-AMG Team HTP Motorsport (DEU)	Mercedes-AMG GT3	241.61	13	21:18.188
21	Luca Stolz (DEU)	Mercedes-AMG Team ZAKSPEED (DEU)	Mercedes-AMG GT3	241.61	12	22:40.531
1	Christopher Mies (DEU)	Montaplast by Land-Motorsport (DEU)	Audi R8 LMS	241.61	18	33:35.272
44	Dennis Busch (DEU)	Twin Busch Motorsport (DEU)	Audi R8 LMS	241.61	21	39:14.348
50	Rahel Frey (CHE)	YACO Racing (DEU)	Audi R8 LMS	241.61	20	41:05.963
20	Nikolaj Rogivue (CHE)	Mercedes-AMG Team ZAKSPEED (DEU)	Mercedes-AMG GT3	241.61	26	50:14.071
25	Mike David Ortmann (DEU)	BWT Mücke Motorsport (DEU)	Audi R8 LMS	241.07	6	9:19.416
9	Christopher Höher (AUT)	Audi Sport racing academy (DEU)	Audi R8 LMS	241.07	27	52:17.252
6	Florian Spengler (DEU)	HB Racing WDS Bau (AUT)	Lamborghini Huracan GT3	241.07	31	57:06.704
2	Christopher Haase (DEU)	Montaplast by Land-Motorsport (DEU)	Audi R8 LMS	240.53	16	28:27.875
7	Marco Mapelli (ITA)	HB Racing WDS Bau (AUT)	Lamborghini Huracan GT3	240.00	6	9:07.455
26	Lucas Auer (AUT)	BWT Mücke Motorsport (DEU)	Mercedes-AMG GT3	240.00	19	41:24.085
66	Jonathan Judek (DEU)	ADAC NSA / Attempto Racing Team (DEU)	Lamborghini Huracan GT3	239.46	11	21:18.073



ADAC GT Masters

Pit Stops Free Practice 1

Provisional



Nürburgring, Length: 3629m

Air temperature: 21.85°C

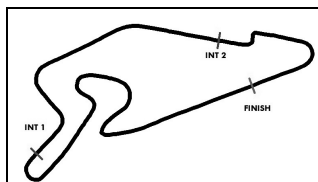
Track temperature: 38.09°C

Weather condition: Dry

DMSB Reg. Nr.: 907/17

Friday, August 04, 2017 12:25:00

Nr	Driver in	Day time in	Time in	Driver out	Day time out	Time out	Nett Time
6	Christopher Zanella	12:27:06.932	2:06.932	Christopher Zanella	12:28:27.541	3:27.541	1:20.609
77	Jules Gounon	12:27:16.219	2:16.219	Jules Gounon	12:28:21.207	3:21.207	1:04.988
13	Sven Barth	12:27:34.723	2:34.723	Sven Barth	12:29:33.884	4:33.884	1:59.161
22	Remo Lips	12:27:56.866	2:56.866	Remo Lips	12:29:02.099	4:02.099	1:05.233
99	Sven Müller	12:28:26.931	3:26.931	Sven Müller	12:30:37.274	5:37.274	2:10.343
36	Klaus Bachler	12:32:45.928	7:45.928	Klaus Bachler	12:34:21.514	9:21.514	1:35.586
19	Mirko Bortolotti	12:32:50.800	7:50.800	Mirko Bortolotti	12:35:06.085	10:06.085	2:15.285
3	Kelvin van der Linde	12:34:19.616	9:19.616	Kelvin van der Linde	12:36:56.353	11:56.353	2:36.737
21	Luca Stolz	12:34:23.825	9:23.825	Luca Stolz	12:39:03.980	14:03.980	4:40.155
17	Mathieu Jaminet	12:34:48.416	9:48.416	Mathieu Jaminet	12:50:41.642	25:41.642	15:53.226
18	Adrien de Leener	12:35:02.697	10:02.697	Adrien de Leener	12:38:13.749	13:13.749	3:11.052
42	Nick Catsburg	12:36:02.049	11:02.049	Nick Catsburg	12:40:28.951	15:28.951	4:26.902
26	Sebastian Asch	12:36:51.604	11:51.604	Sebastian Asch	12:38:01.371	13:01.371	1:09.767
1	Christopher Mies	12:37:15.237	12:15.237	Christopher Mies	12:39:16.156	14:16.156	2:00.919
77	Jules Gounon	12:37:22.720	12:22.720	Albert Costa	12:45:19.775	20:19.775	7:57.055
2	Jeffrey Schmidt	12:37:30.203	12:30.203	Jeffrey Schmidt	12:40:14.709	15:14.709	2:44.506
7	Marco Mapelli	12:37:31.134	12:31.134	Marco Mapelli	12:41:28.907	16:28.907	3:57.773
4	Dennis Marschall	12:37:35.047	12:35.047	Patric Niederhauser	12:40:09.711	15:09.711	2:34.664
84	Maximilian Götz	12:37:42.960	12:42.960	Maximilian Götz	12:38:52.069	13:52.069	1:09.109
48	Indy Dontje	12:37:57.861	12:57.861	Indy Dontje	12:39:12.023	14:12.023	1:14.162
13	Sven Barth	12:38:40.250	13:40.250	Sven Barth	12:40:55.991	15:55.991	2:15.741
63	Christian Engelhart	12:38:41.917	13:41.917	Christian Engelhart	12:41:03.669	16:03.669	2:21.752
24	Markus Winkelhock	12:39:11.546	14:11.546	Markus Winkelhock	12:45:59.819	20:59.819	6:48.273
25	Mike David Ortmann	12:39:12.620	14:12.620	Mike David Ortmann	12:43:37.339	18:37.339	4:24.719
44	Marc Busch	12:39:24.203	14:24.203	Marc Busch	12:42:42.963	17:42.963	3:18.760
9	Elia Erhart	12:39:25.100	14:25.100	Elia Erhart	12:45:21.491	20:21.491	5:56.391
26	Sebastian Asch	12:39:31.226	14:31.226	Sebastian Asch	12:43:20.193	18:20.193	3:48.967
50	Philip Geipel	12:39:42.819	14:42.819	Philip Geipel	12:44:55.812	19:55.812	5:12.993
66	Emil Lindholm	12:39:46.182	14:46.182	Jonathan Judek	12:43:23.570	18:23.570	3:37.388
8	Ricardo Feller	12:40:56.664	15:56.664	Ricardo Feller	12:45:46.902	20:46.902	4:50.238
99	Sven Müller	12:41:04.635	16:04.635	Sven Müller	12:46:08.258	21:08.258	5:03.623
22	Remo Lips	12:41:27.396	16:27.396	Marc Gassner	12:42:53.094	17:53.094	1:25.698
36	Klaus Bachler	12:41:48.060	16:48.060	Klaus Bachler	12:43:42.737	18:42.737	1:54.677
13	Maximilian Hackländer	12:42:27.517	17:27.517	Maximilian Hackländer	12:43:32.573	18:32.573	1:05.056
20	Nicolai Sylvest	12:43:35.511	18:35.511	Nicolai Sylvest	12:49:03.632	24:03.632	5:28.121
6	Christopher Zanella	12:43:51.095	18:51.095	Christopher Zanella	12:45:41.859	20:41.859	1:50.764
19	Mirko Bortolotti	12:43:59.692	18:59.692	Mirko Bortolotti	12:48:14.192	23:14.192	4:14.500
1	Christopher Mies	12:45:12.488	20:12.488	Christopher Mies	12:47:34.243	22:34.243	2:21.755
3	Kelvin van der Linde	12:45:51.521	20:51.521	Kelvin van der Linde	12:49:21.564	24:21.564	3:30.043
18	Adrien de Leener	12:45:53.750	20:53.750	Adrien de Leener	12:53:25.901	28:25.901	7:32.151
7	Marco Mapelli	12:46:00.534	21:00.534				
48	Indy Dontje	12:46:41.674	21:41.674	Indy Dontje	12:49:38.424	24:38.424	2:56.750
63	Christian Engelhart	12:47:00.589	22:00.589	Christian Engelhart	12:51:25.439	26:25.439	4:24.850
42	Nick Catsburg	12:48:02.423	23:02.423	Nick Catsburg	12:51:12.013	26:12.013	3:09.590



ADAC GT Masters

Pit Stops Free Practice 1



Provisional

DMSB Reg. Nr.: 907/17

Friday, August 04, 2017 12:25:00

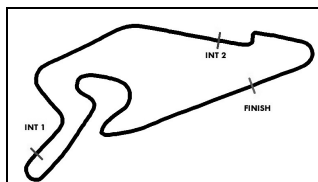
Nürburgring, Length: 3629m

Air temperature: 21.85°C

Track temperature: 38.09°C

Weather condition: Dry

Nr	Driver in	Day time in	Time in	Driver out	Day time out	Time out	Nett Time
21	Luca Stolz	12:48:03.428	23:03.428	Luca Stolz	12:49:09.068	24:09.068	1:05.640
44	Dennis Busch	12:49:13.142	24:13.142	Dennis Busch	12:52:22.422	27:22.422	3:09.280
2	Jeffrey Schmidt	12:49:18.113	24:18.113	Christopher Haase	12:50:49.428	25:49.428	1:31.315
84	Patrick Assenheimer	12:49:26.737	24:26.737	Patrick Assenheimer	12:52:17.843	27:17.843	2:51.106
50	Philip Geipel	12:49:29.034	24:29.034	Rahel Frey	12:53:53.670	28:53.670	4:24.636
26	Sebastian Asch	12:52:21.926	27:21.926	Lucas Auer	12:59:15.935	34:15.935	6:54.009
13	Maximilian Hackländer	12:52:45.250	27:45.250	Maximilian Hackländer	12:55:06.065	30:06.065	2:20.815
99	Sven Müller	12:53:36.367	28:36.367	Sven Müller	12:57:42.694	32:42.694	4:06.327
1	Christopher Mies	12:53:38.507	28:38.507	Christopher Mies	12:55:59.235	30:59.235	2:20.728
4	Patric Niederhauser	12:53:42.208	28:42.208	Patric Niederhauser	12:58:46.029	33:46.029	5:03.821
36	Klaus Bachler	12:54:23.809	29:23.809	Klaus Bachler	12:58:23.557	33:23.557	3:59.748
25	Mike David Ortmann	12:55:36.819	30:36.819	Frank Stippler	12:56:42.389	31:42.389	1:05.570
19	Mirko Bortolotti	12:55:47.353	30:47.353	Mirko Bortolotti	12:59:21.962	34:21.962	3:34.609
21	Luca Ludwig	12:56:52.612	31:52.612	Luca Ludwig	13:00:10.319	35:10.319	3:17.707
6	Florian Spengler	12:57:49.447	32:49.447	Florian Spengler	13:00:51.375	35:51.375	3:01.928
20	Nicolai Sylvest	12:58:06.447	33:06.447	Nikolaj Rogivue	13:03:29.316	38:29.316	5:22.869
17	Mathieu Jaminet	12:58:16.399	33:16.399	Mathieu Jaminet	13:04:00.569	39:00.569	5:44.170
42	Nick Catsburg	12:58:49.116	33:49.116	Philipp Eng	12:59:55.115	34:55.115	1:05.999
24	Markus Winkelhock	12:59:25.832	34:25.832	Filip Salaquarda	13:01:42.855	36:42.855	2:17.023
18	Adrien de Leener	12:59:31.908	34:31.908	Adrien de Leener	13:01:48.900	36:48.900	2:16.992
22	Marc Gassner	12:59:46.797	34:46.797	Marc Gassner	13:05:27.642	40:27.642	5:40.845
3	Markus Pommer	13:00:03.928	35:03.928	Markus Pommer	13:03:05.766	38:05.766	3:01.838
48	Marvin Kirchhöfer	13:00:14.015	35:14.015	Marvin Kirchhöfer	13:04:14.860	39:14.860	4:00.845
63	Christian Engelhart	13:00:23.037	35:23.037	Christian Engelhart	13:07:36.149	42:36.149	7:13.112
1	Christopher Mies	13:00:27.204	35:27.204	Christopher Mies	13:06:02.525	41:02.525	5:35.321
8	Ricardo Feller	13:00:55.167	35:55.167	Mikaela Ahlin-Kottulinsky	13:03:13.652	38:13.652	2:18.485
13	Maximilian Hackländer	13:01:14.024	36:14.024	Maximilian Hackländer	13:02:45.872	37:45.872	1:31.848
84	Patrick Assenheimer	13:01:22.123	36:22.123	Patrick Assenheimer	13:03:43.348	38:43.348	2:21.225
2	Christopher Haase	13:01:28.674	36:28.674	Christopher Haase	13:05:46.621	40:46.621	4:17.947
9	Elia Erhart	13:02:01.671	37:01.671	Christopher Höher	13:07:00.282	42:00.282	4:58.611
77	Albert Costa	13:02:03.672	37:03.672	Albert Costa	13:13:49.741	48:49.741	11:46.069
99	Sven Müller	13:02:12.397	37:12.397	Robert Renauer	13:06:15.021	41:15.021	4:02.624
6	Florian Spengler	13:04:03.310	39:03.310	Florian Spengler	13:05:53.018	40:53.018	1:49.708
36	Klaus Bachler	13:04:27.418	39:27.418	Klaus Bachler	13:06:24.592	41:24.592	1:57.174
44	Dennis Busch	13:06:13.548	41:13.548	Dennis Busch	13:09:19.006	44:19.006	3:05.458
1	Christopher Mies	13:07:33.434	42:33.434	Christopher Mies	13:08:39.488	43:39.488	1:06.054
22	Marc Gassner	13:08:34.724	43:34.724	Marc Gassner	13:09:42.239	44:42.239	1:07.515
66	Jonathan Judek	13:08:38.125	43:38.125	Jonathan Judek	13:10:31.148	45:31.148	1:53.023
25	Frank Stippler	13:08:53.768	43:53.768	Frank Stippler	13:14:27.774	49:27.774	5:34.006
42	Philipp Eng	13:09:01.025	44:01.025	Philipp Eng	13:12:43.195	47:43.195	3:42.170
21	Luca Ludwig	13:09:11.800	44:11.800	Luca Ludwig	13:14:17.899	49:17.899	5:06.099
4	Patric Niederhauser	13:09:17.122	44:17.122	Patric Niederhauser	13:11:03.090	46:03.090	1:45.968
50	Rahel Frey	13:09:33.373	44:33.373	Rahel Frey	13:15:38.759	50:38.759	6:05.386
84	Maximilian Götz	13:09:41.405	44:41.405	Maximilian Götz	13:12:30.535	47:30.535	2:49.130



ADAC GT Masters

Pit Stops Free Practice 1

Provisional



Nürburgring, Length: 3629m

Air temperature: 21.85°C

Track temperature: 38.09°C

Weather condition: Dry

DMSB Reg. Nr.: 907/17

Friday, August 04, 2017 12:25:00

Nr	Driver in	Day time in	Time in	Driver out	Day time out	Time out	Nett Time
19	Mirko Bortolotti	13:09:56.140	44:56.140	Ezequiel Perez Companc	13:11:50.481	46:50.481	1:54.341
13	Maximilian Hackländer	13:10:21.493	45:21.493	Maximilian Hackländer	13:12:33.297	47:33.297	2:11.804
26	Lucas Auer	13:11:13.225	46:13.225	Lucas Auer	13:12:59.133	47:59.133	1:45.908
17	Mathieu Jaminet	13:11:40.594	46:40.594	Mathieu Jaminet	13:15:07.471	50:07.471	3:26.877
1	Christopher Mies	13:11:41.884	46:41.884	Christopher Mies	13:17:42.448	52:42.448	6:00.564
99	Robert Renauer	13:12:16.569	47:16.569				
36	Klaus Bachler	13:12:24.946	47:24.946				
18	Christopher Friedrich	13:12:30.002	47:30.002	Christopher Friedrich	13:15:39.667	50:39.667	3:09.665
2	Christopher Haase	13:13:16.855	48:16.855	Christopher Haase	13:17:54.552	52:54.552	4:37.697
3	Markus Pommer	13:13:32.855	48:32.855	Markus Pommer	13:18:10.040	53:10.040	4:37.185
63	Christian Engelhart	13:15:07.154	50:07.154	Christian Engelhart	13:18:21.579	53:21.579	3:14.425
44	Dennis Busch	13:15:22.391	50:22.391	Dennis Busch	13:17:18.707	52:18.707	1:56.316
20	Nikolaj Rogivue	13:15:36.662	50:36.662	Nikolaj Rogivue	13:16:42.392	51:42.392	1:05.730
6	Florian Spengler	13:16:27.255	51:27.255	Florian Spengler	13:17:52.622	52:52.622	1:25.367
8	Mikaela Ahlin-Kottulinsky	13:17:05.908	52:05.908	Mikaela Ahlin-Kottulinsky	13:20:15.574	55:15.574	3:09.666
48	Marvin Kirchhöfer	13:17:42.202	52:42.202	Indy Dontje	13:18:47.794	53:47.794	1:05.592
20	Nikolaj Rogivue	13:18:10.953	53:10.953	Nikolaj Rogivue	13:19:16.353	54:16.353	1:05.400
13	Maximilian Hackländer	13:20:08.756	55:08.756	Maximilian Hackländer	13:21:00.050	56:00.050	51.294
42	Philipp Eng	13:20:14.643	55:14.643	Philipp Eng	13:21:46.126	56:46.126	1:31.483
21	Luca Ludwig	13:20:17.474	55:17.474	Luca Ludwig	13:21:23.438	56:23.438	1:05.964
17	Mathieu Jaminet	13:21:15.222	56:15.222	Mathieu Jaminet	13:23:49.039	58:49.039	2:33.817
24	Filip Salaquarda	13:21:19.669	56:19.669	Filip Salaquarda	13:22:24.581	57:24.581	1:04.912
4	Dennis Marschall	13:21:43.294	56:43.294				
26	Sebastian Asch	13:21:56.443	56:56.443	Sebastian Asch	13:23:02.614	58:02.614	1:06.171
24	Filip Salaquarda	13:23:58.801	58:58.801				
66	Emil Lindholm	13:24:13.594	59:13.594				
50	Rahel Frey	13:25:03.431	1:00:03.431				
9	Christopher Höher	13:25:19.379	1:00:19.379				
48	Indy Dontje	13:26:22.536	1:01:22.536				
8	Mikaela Ahlin-Kottulinsky	13:26:24.855	1:01:24.855				
22	Marc Gassner	13:26:30.699	1:01:30.699				