

Hungaroring
International GT Open
Qualifying - 1

Results

01/07/2017

Ord.	Nº	Entrant / Team	Nat.	Driver	Nat.	St.	Driver 2	Nat.	St.	Vehicle	Cat.	Cl.	Laps	Best Time	Gap	Interval	Km/h
1	##	Spirit of Race	CHE	Miguel Ramos	PRT	Silver	Mikkel Mac	DNK	Gold	Ferrari 488 GT3	PRO	1º	9	8	1'42.907		153.261
2	20	SPS Automotive Performance	DEU	Valentin Pierburg	DEU	Bronze	Lance D. Arnold	DEU	Silver	Mercedes AMG GT3	PROAM	1º	13	10	1'43.096	0"189	152.980
3	1	Imperiale Racing	ITA	Thomas Biagi	ITA	Gold	Giovanni Venturini	ITA	Gold	Lamborghini Huracan G1	PRO	2º	10	8	1'43.117	0"210	152.949
4	51	RACE /BMW Team Teo Martin	ESP	Lourenço Beirão da Veig	PRT	Silver	Tiago Monteiro	PRT	Platinum	BMW M6 GT3	PRO	3º	13	11	1'43.319	0"412	152.650
5	54	Emil Frey Lexus Racing	CHE	Albert Costa	ESP	Gold	Philipp Frommenwile	CHE	Silver	Lexus RC F GT3	PRO	4º	13	10	1'43.396	0"489	152.536
6	##	FFF Racing Team by ACM	CHN	Hiroshi Hamaguchi	JPN	Bronze	Vitantonio Luzzi	ITA	Platinum	Lamborghini Huracan G1 PROAM	2º	10	7	1'43.816	0"909	151.919	
7	65	RACE /BMW Team Teo Martin	ESP	Victor Bouveng	SWE	Silver	Fran Rueda	ESP	Silver	BMW M6 GT3	PRO	5º	10	6	1'44.070	1"163	151.548
8	74	MSRacing	AUT	Alexander Hrachowina	AUT	Bronze	Martin Konrad	AUT	Bronze	Mercedes AMG GT3	AM	1º	11	10	1'44.223	1"316	151.326
9	24	Garage 59	GBR	Michael Benham	GBR	Bronze	Duncan Tappin	GBR	Gold	McLaren 650 S GT3 201	PROAM	3º	10	8	1'44.286	1"379	151.234
10	23	Imperiale Racing	ITA	Vito Postiglione	ITA	Gold	Andrea Fontana	ITA	Silver	Lamborghini Huracan G1	PRO	6º	11	8	1'44.330	1"423	151.170
11	22	Shaun Balle / Balle Motorsport	GBR	Shaun Balle	GBR	Bronze	Rob Bell	GBR	Platinum	McLaren 650 S GT3 201	PROAM	4º	11	10	1'44.391	1"484	151.082
12	21	Konrad Motorsport	DEU	Hendrik Still	DEU	Silver	Paul Scheuschner	DEU	Bronze	Lamborghini Huracan G1 PROAM	5º	12	10	1'44.680	1"773	150.665	
13	##	Racing Trevor	SVK	Jiri Malcharek	SVK	Bronze	Christian Malcharek	SVK	Silver	BMW M6 GT3	PROAM	6º	8	6	1'44.694	1"787	150.645
14	55	Farnbacher Racing	DEU	Dominik Farnbacher	DEU	Gold	Norbert Siedler	AUT	Gold	Lexus RC F GT3	PRO	7º	13	11	1'44.949	2"042	150.279
15	11	Ratón Racing	ITA	Edoardo Liberati	ITA	Silver	Kang Ling	CHN	Silver	Lamborghini Huracan G1	PRO	8º	10	9	1'44.963	2"056	150.259
16	99	Sports and You	PRT	António Coimbra	PRT	Bronze	Luis Silva	PRT	Bronze	Mercedes AMG GT3	AM	2º	14	12	1'45.062	2"155	150.117
17	88	Garage 59	GBR	Alexander West	SWE	Bronze	Côme Ledogar	FRA	Platinum	McLaren 650 S GT3 201	PROAM	7º	6	5	1'45.528	2"621	149.454
18	19	Lechner Racing	AUT	Mario Plachutta	AUT	Bronze	Thomas Jäger	AUT	Gold	Mercedes AMG GT3	PROAM	8º	15	14	1'45.554	2"647	149.417
19	16	Drivex School	ESP	Marcelo Hahn	BRA	Bronze	Alan Hellmeister	BRA	Silver	Mercedes AMG GT3	PROAM	9º	13	12	1'46.100	3"193	148.648
20	48	Spirit of Race /Kaspersky Motorsport	CHE	Alex Moiseev	RUS	Bronze	Davide Rizzo	ITA	Bronze	Ferrari 488 GT3	AM	3º	15	13	1'46.651	3"744	147.880
21	12	Sports and You	PRT	Marcio Basso	BRA	Bronze	José Balbiani	ARG	Bronze	Mercedes AMG GT3	AM	4º	15	14	1'46.842	3"935	147.616
22	5	SF Racing	CHN	Fu Songvano	CHN	Bronze	Rino Mastronardi	ITA	Bronze	Ferrari 488 GT3	AM	5º	8	5	1'50.226	7"319	143.084
23	25	FF Corse	GBR	Ivor Dunbar	GBR	Bronze	Johnny Mowlem	GBR	Gold	Ferrari 488 GT3	PROAM	10º	12	8	1'53.591	10"684	138.846

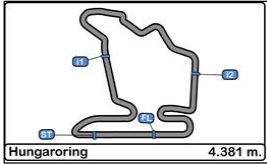
- CAR 99 lap time deleted 1:46:852 - track limits
- CAR 21 lap time deleted 1:46:048
- CAR 55 lap time deleted 1:45:597
- CAR 19 lap time deleted 1:47:910
- CAR 21 lap time deleted 1:45:302
- CAR 55 lap time deleted 1:45:509
- CAR 488 lap time deleted 1:43:646
- CAR 11 lap time deleted 1:45:077
- CAR 22 lap time deleted 1:43:882
- CAR 24 lap time deleted 1:44:016
- CAR 16 lap time deleted 1:45:937
- CAR 11 lap time deleted 1:44:522
- CAR 11 lap time deleted 1:44:530

Published at:.....

Track Status **DRY**

Stewards:	Race Director:	Timekeeper: 
-----------	----------------	--





Hungaroring International GT Open Qualifying - 1

LAP ANALYSIS

01/07/2017

Number	1			5			8			11			12		
	Lap	Lap Time	Partial	Speed	Lap Time	Partial	Speed	Lap Time	Partial	Speed	Lap Time	Partial	Speed	Lap Time	Partial
1 ^a - 1	5'49.463	5'49.463		0'38.598	0'38.598	226.416				0'37.487	0'37.487	228.330	0'44.427	0'44.427	213.862
1 ^a - 2	6'43.709	0'54.246	Venturini	1'20.692	0'42.094	Songyang				1'34.010	0'56.523	Ling	1'32.031	0'47.604	Basso
1 ^a - 3	7'29.518	0'45.809	PIT	1'51.810	0'31.118					2'21.273	0'47.263	PIT	2'07.211	0'35.180	
2 ^a - 1	6'31.341	6'31.341		0'38.631	0'38.631	225.942				14'48.509	14'48.509		0'43.298	0'43.298	208.898
2 ^a - 2	7'15.143	0'43.802	Venturini	1'19.964	0'41.333	Songyang				15'28.788	0'40.279	Ling	1'29.847	0'46.549	Basso
2 ^a - 3	7'50.116	0'34.973		1'51.036	0'31.072					15'57.756	0'28.968		2'10.399	0'40.552	PIT
3 ^a - 1	0'36.960	0'36.960	227.369	0'38.558	0'38.558	224.533				0'37.134	0'37.134	228.330			
3 ^a - 2	1'15.293	0'38.333	Venturini	1'20.140	0'41.582	Songyang				1'16.410	0'39.276	Ling			
3 ^a - 3	1'43.989	0'28.696		1'50.751	0'30.611					1'45.077	0'28.667		9'05.002	9'05.002	PIT
4 ^a - 1	0'36.782	0'36.782	228.814	0'38.362	0'38.362	225.000				0'37.209	0'37.209	227.849	1'08.405	1'08.405	
4 ^a - 2	1'14.973	0'38.191	Venturini	1'19.506	0'41.144	Songyang				1'16.418	0'39.209	Ling	1'52.073	0'43.668	Basso
4 ^a - 3	1'43.631	0'28.658		1'50.226	0'30.720					1'45.819	0'29.401		2'23.087	0'31.014	
5 ^a - 1	0'36.952	0'36.952	227.369	0'39.629	0'39.629	224.067				0'37.121	0'37.121	228.330	0'39.805	0'39.805	224.533
5 ^a - 2	1'15.340	0'38.388	Venturini	1'23.345	0'43.716	Songyang				1'15.649	0'38.528	Ling	1'21.817	0'42.012	Basso
5 ^a - 3	1'49.634	0'34.294		1'55.061	0'31.716					1'44.522	0'28.873		1'52.886	0'31.069	
6 ^a - 1	7'43.492	7'43.492		0'38.470	0'38.470	226.416				0'37.343	0'37.343	230.278	0'38.840	0'38.840	224.067
6 ^a - 2	8'26.781	0'43.289	Venturini	1'19.723	0'41.253	Songyang				1'15.924	0'38.581	Ling	1'19.530	0'40.690	Basso
6 ^a - 3	8'59.560	0'32.779		1'51.098	0'31.375					1'45.460	0'29.536		1'49.560	0'30.030	
7 ^a - 1	0'36.536	0'36.536	227.369	0'42.710	0'42.710	224.533				0'37.114	0'37.114	230.770	0'38.144	0'38.144	225.470
7 ^a - 2	1'14.514	0'37.978	Venturini	1'30.620	0'47.910	Songyang				1'15.645	0'38.531	Ling	1'18.072	0'39.928	Basso
7 ^a - 3	1'43.117	0'28.603		2'11.425	0'40.805	PIT				1'44.530	0'28.885		1'47.830	0'29.758	
8 ^a - 1	0'36.604	0'36.604	227.849							0'36.955	0'36.955	230.770	0'38.547	0'38.547	225.942
8 ^a - 2	1'14.722	0'38.118	Venturini							1'15.760	0'38.805	Ling	1'18.644	0'40.097	Basso
8 ^a - 3	1'43.720	0'28.998								1'44.963	0'29.203		1'48.708	0'30.064	
9 ^a - 1	0'40.690	0'40.690	228.330							1'02.672	1'02.672	191.830	0'38.338	0'38.338	225.470
9 ^a - 2	1'23.390	0'42.700	Venturini							2'10.689	1'08.017	Ling	1'19.296	0'40.958	Basso
9 ^a - 3	1'59.118	0'35.728	PIT							3'07.925	0'57.236	PIT	1'55.655	0'36.359	PIT
10 ^a - 1													2'35.486	2'35.486	
10 ^a - 2													3'16.584	0'41.098	Basso
10 ^a - 3													3'48.302	0'31.718	
11 ^a - 1													0'38.043	0'38.043	225.942
11 ^a - 2													1'18.124	0'40.081	Basso
11 ^a - 3													1'47.813	0'29.689	
12 ^a - 1													0'37.712	0'37.712	225.470
12 ^a - 2													1'16.964	0'39.252	Basso
12 ^a - 3													1'47.316	0'30.352	
13 ^a - 1													0'37.880	0'37.880	224.533
13 ^a - 2													1'17.311	0'39.431	Basso
13 ^a - 3													1'46.842	0'29.531	
14 ^a - 1													0'45.386	0'45.386	199.631
14 ^a - 2													1'32.185	0'46.799	Basso
14 ^a - 3													2'20.781	0'48.596	PIT

Ideal Lap	
0'36.536	0'36.536
1'14.514	0'37.978
1'43.117	0'28.603

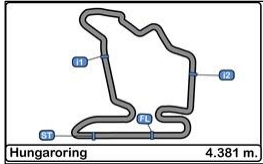
Ideal Lap	
0'38.362	0'38.362
1'19.506	0'41.144
1'50.117	0'30.611

Ideal Lap	
	0'46.452
	0'48.222

Ideal Lap	
0'36.955	0'36.955
1'15.483	0'38.528
1'44.150	0'28.667

Ideal Lap	
0'37.712	0'37.712
1'16.964	0'39.252
1'46.495	0'29.531

Ideal Best Lap	
0'36.536	0'36.536
1'14.133	0'37.597
1'42.671	0'28.538



Hungaroring International GT Open Qualifying - 1

LAP ANALYSIS

01/07/2017

Number	16			19			20			21			22			
	Lap	Lap Time	Partial	Speed	Lap Time	Partial	Speed	Lap Time	Partial	Speed	Lap Time	Partial	Speed	Lap Time	Partial	Speed
1 ^a - 1	0'38.142	0'38.142		226.416	0'41.287	0'41.287	221.766	0'37.488	0'37.488	226.891	5'55.384	5'55.384		0'52.760	0'52.760	171.429
1 ^a - 2	1'17.682	0'39.540	Hahn		1'23.901	0'42.614	Plachutta	1'15.931	0'38.443	D. Arnold	6'37.566	0'42.182	Still	1'44.620	0'51.860	Bell
1 ^a - 3	1'47.639	0'29.957			1'56.016	0'32.115		1'45.071	0'29.140		7'08.534	0'30.968		2'36.501	0'51.881	PIT
2 ^a - 1	0'38.407	0'38.407		225.470	0'39.142	0'39.142	223.603	0'37.273	0'37.273	227.369	0'37.851	0'37.851	229.300	4'29.368	4'29.368	
2 ^a - 2	1'19.095	0'40.688	Hahn		1'20.379	0'41.237	Plachutta	1'15.619	0'38.346	D. Arnold	1'16.897	0'39.046	Still	5'08.856	0'39.488	Bell
2 ^a - 3	1'48.606	0'29.511			1'50.823	0'30.444		1'44.339	0'28.720		1'46.048	0'29.151		5'38.409	0'29.553	
3 ^a - 1	0'52.146	0'52.146		226.891	0'39.027	0'39.027	225.000	0'37.090	0'37.090	227.848	0'37.051	0'37.051	230.278	0'37.190	0'37.190	226.891
3 ^a - 2	1'49.949	0'57.803	Hahn		1'23.497	0'44.470	Plachutta	1'29.106	0'52.016	D. Arnold	1'16.553	0'39.502	Still	1'16.013	0'38.823	Bell
3 ^a - 3	2'42.452	0'52.503	PIT		2'07.491	0'43.994	PIT	2'13.413	0'44.307	PIT	1'46.085	0'29.532		1'45.448	0'29.435	
4 ^a - 1	9'50.826	9'50.826			6'26.362	6'26.362		6'27.927	6'27.927		0'37.067	0'37.067	229.788	0'37.153	0'37.153	228.330
4 ^a - 2	10'30.051	0'39.225	Hahn		7'09.104	0'42.742	Plachutta	7'10.731	0'42.804	D. Arnold	1'15.891	0'38.824	Still	1'15.871	0'38.718	Bell
4 ^a - 3	11'03.479	0'33.428			7'45.566	0'36.462		7'41.282	0'30.551		1'45.302	0'29.411		1'45.157	0'29.286	
5 ^a - 1	0'37.466	0'37.466		226.416	0'38.733	0'38.733	225.000	0'37.220	0'37.220	225.942	0'37.430	0'37.430	230.278	0'37.285	0'37.285	227.849
5 ^a - 2	1'16.822	0'39.356	Hahn		1'18.982	0'40.249	Plachutta	1'15.222	0'38.002	D. Arnold	1'17.374	0'39.944	Still	1'16.043	0'38.758	Bell
5 ^a - 3	1'46.216	0'29.394			1'48.547	0'29.565		1'44.112	0'28.890		1'51.310	0'33.936	PIT	1'45.246	0'29.203	
6 ^a - 1	0'37.655	0'37.655		227.849	0'38.092	0'38.092	225.942	0'37.047	0'37.047	227.849	2'51.854	2'51.854		0'37.005	0'37.005	227.369
6 ^a - 2	1'17.048	0'39.393	Hahn		1'18.464	0'40.372	Plachutta	1'15.339	0'38.292	D. Arnold	3'39.513	0'47.659	Still	1'15.659	0'38.654	Bell
6 ^a - 3	1'46.506	0'29.458			1'47.910	0'29.446		1'45.456	0'30.117		4'12.813	0'33.300		1'55.008	0'39.349	PIT
7 ^a - 1	0'37.570	0'37.570		228.814	0'37.681	0'37.681	225.942	0'37.023	0'37.023	226.891	0'40.860	0'40.860	224.533	1'41.644	1'41.644	
7 ^a - 2	1'16.773	0'39.203	Hahn		1'16.828	0'39.147	Plachutta	1'15.536	0'38.513	D. Arnold	1'21.326	0'40.466	Still	2'25.574	0'43.930	Bell
7 ^a - 3	1'46.644	0'29.871			1'47.431	0'30.603		1'54.321	0'38.785		1'50.589	0'29.263		2'59.076	0'33.502	
8 ^a - 1	0'38.029	0'38.029		227.369	0'37.751	0'37.751	225.942	5'44.447	5'44.447		0'36.913	0'36.913	229.788	0'36.718	0'36.718	227.369
8 ^a - 2	1'21.434	0'43.405	Hahn		1'17.321	0'39.570	Plachutta	6'23.657	0'39.210	D. Arnold	1'15.634	0'38.721	Still	1'14.824	0'38.106	Bell
8 ^a - 3	1'55.957	0'34.523			1'46.651	0'29.330		6'52.963	0'29.306		1'44.704	0'29.070		1'43.882	0'29.058	
9 ^a - 1	0'37.464	0'37.464		227.848	0'37.271	0'37.271	226.891	0'36.861	0'36.861	227.369	0'36.985	0'36.985	230.770	0'36.910	0'36.910	227.849
9 ^a - 2	1'16.352	0'38.888	Hahn		1'16.527	0'39.256	Plachutta	1'14.533	0'37.672	D. Arnold	1'15.550	0'38.565	Still	1'15.119	0'38.209	Bell
9 ^a - 3	1'45.937	0'29.585			1'45.990	0'29.463		1'43.096	0'28.563		1'44.680	0'29.130		1'44.391	0'29.272	
10 ^a - 1	0'38.728	0'38.728		227.369	0'38.772	0'38.772	227.369	0'36.789	0'36.789	228.814	0'36.780	0'36.780	230.770	1'00.818	1'00.818	147.946
10 ^a - 2	1'23.648	0'44.920	Hahn		1'29.826	0'51.054	Plachutta	1'20.617	0'43.828	D. Arnold	1'16.304	0'39.524	Still	1'56.824	0'56.006	Bell
10 ^a - 3	1'57.345	0'33.697			2'11.908	0'42.082	PIT	1'50.148	0'29.531		1'51.282	0'34.978		2'45.621	0'48.797	PIT
11 ^a - 1	0'37.614	0'37.614		227.849	2'37.447	2'37.447		0'41.627	0'41.627	168.487	0'36.990	0'36.990	230.278			
11 ^a - 2	1'16.462	0'38.848	Hahn		3'23.537	0'46.090	Plachutta	1'20.652	0'39.025	D. Arnold	1'19.095	0'42.105	Still			
11 ^a - 3	1'46.100	0'29.638			4'04.295	0'40.758		1'51.295	0'30.643		1'54.446	0'35.351	PIT			
12 ^a - 1	0'37.629	0'37.629		228.330	0'37.760	0'37.760	226.416	0'36.683	0'36.683	228.814						
12 ^a - 2	1'17.652	0'40.023	Hahn		1'17.228	0'39.468	Plachutta	1'14.728	0'38.045	D. Arnold						
12 ^a - 3	2'00.887	0'43.235	PIT		1'46.627	0'29.399		1'54.710	0'39.982	PIT						
13 ^a - 1					0'37.197	0'37.197	227.849									
13 ^a - 2					1'16.447	0'39.250	Plachutta									
13 ^a - 3					1'45.554	0'29.107										
14 ^a - 1					0'47.215	0'47.215	225.470									
14 ^a - 2					1'40.859	0'53.644	Plachutta									
14 ^a - 3					2'23.146	0'42.287	PIT									

0'37.464	0'37.464
1'16.312	0'38.848
1'45.706	0'29.394

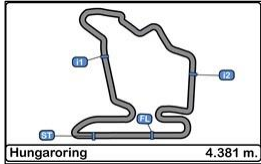
0'37.197	0'37.197
1'16.344	0'39.147
1'45.451	0'29.107

0'36.683	0'36.683
1'14.355	0'37.672
1'42.918	0'28.563

0'36.780	0'36.780
1'15.345	0'38.565
1'44.415	0'29.070

0'36.718	0'36.718
1'14.824	0'38.106
1'43.882	0'29.058

0'36.536	0'36.536
1'14.133	0'37.597
1'42.671	0'28.538



Hungaroring International GT Open Qualifying - 1

LAP ANALYSIS

01/07/2017

Number	54			55			65			74			88		
	Lap Time	Partial	Speed	Lap Time	Partial	Speed	Lap Time	Partial	Speed	Lap Time	Partial	Speed	Lap Time	Partial	Speed
1 ^a - 1	0'37.387	0'37.387	223.141	0'40.124	0'40.124	218.182	0'40.384	0'40.384	224.067	0'37.715	0'37.715	224.533	0'37.618	0'37.618	230.278
1 ^a - 2	1'15.914	0'38.527	Costa	1'22.218	0'42.094	Siedler	1'22.590	0'42.206	Bouvang	1'16.448	0'38.733	Konrad	1'16.790	0'39.172	West
1 ^a - 3	1'44.773	0'28.859		1'53.702	0'31.484		1'54.478	0'31.888		1'45.685	0'29.237		1'46.207	0'29.417	
2 ^a - 1	0'42.099	0'42.099	225.000	0'40.762	0'40.762	219.960	0'39.977	0'39.977	226.416	0'37.174	0'37.174	225.942	0'37.723	0'37.723	230.770
2 ^a - 2	1'32.420	0'50.321	Costa	1'24.370	0'43.608	Siedler	1'24.241	0'44.264	Bouvang	1'16.008	0'38.834	Konrad	1'16.657	0'38.934	West
2 ^a - 3	2'11.277	0'38.857	PIT	2'04.300	0'39.930	PIT	2'04.508	0'40.267	PIT	1'45.228	0'29.220		1'46.146	0'29.489	
3 ^a - 1	5'19.043	5'19.043		9'22.905	9'22.905		19'13.540	19'13.540		0'37.368	0'37.368	225.470	0'37.490	0'37.490	228.814
3 ^a - 2	6'01.914	0'42.871	Costa	10'06.814	0'43.909	Siedler	19'55.822	0'42.282	Bouvang	1'16.212	0'38.844	Konrad	1'16.648	0'39.158	West
3 ^a - 3	6'34.011	0'32.097		10'39.588	0'32.774		20'26.771	0'30.949		1'45.250	0'29.038		1'46.136	0'29.488	
4 ^a - 1	0'37.217	0'37.217	225.000	0'37.865	0'37.865	222.223	0'36.868	0'36.868	229.788	0'51.964	0'51.964	183.362	0'37.392	0'37.392	229.788
4 ^a - 2	1'15.271	0'38.054	Costa	1'16.421	0'38.556	Siedler	1'15.523	0'38.655	Bouvang	1'43.559	0'51.595	Konrad	1'16.377	0'38.985	West
4 ^a - 3	1'44.347	0'29.076		1'45.597	0'29.176		1'44.630	0'29.107		2'37.549	0'53.990	PIT	1'45.528	0'29.151	
5 ^a - 1	0'37.291	0'37.291	225.470	0'37.694	0'37.694	225.000	0'36.706	0'36.706	229.300	13'45.350	13'45.350		0'37.384	0'37.384	229.788
5 ^a - 2	1'15.546	0'38.255	Costa	1'16.126	0'38.432	Siedler	1'14.855	0'38.149	Bouvang	14'24.619	0'39.269	Konrad	1'16.546	0'39.162	West
5 ^a - 3	1'44.516	0'28.970		1'46.441	0'30.315		1'44.070	0'29.215		14'59.529	0'34.910		1'55.743	0'39.197	PIT
6 ^a - 1	0'36.960	0'36.960	225.470	0'37.504	0'37.504	223.603	0'37.033	0'37.033	228.814	0'37.296	0'37.296	227.369			
6 ^a - 2	1'15.119	0'38.159	Costa	1'16.069	0'38.565	Siedler	1'15.087	0'38.054	Bouvang	1'15.307	0'38.011	Konrad			
6 ^a - 3	1'44.369	0'29.250		1'45.509	0'29.440		1'44.265	0'29.178		1'44.304	0'28.997				
7 ^a - 1	0'41.079	0'41.079	226.416	0'37.514	0'37.514	224.067	0'36.969	0'36.969	230.770	0'36.903	0'36.903	225.942			
7 ^a - 2	1'22.418	0'41.339	Costa	1'16.405	0'38.891	Siedler	1'15.439	0'38.470	Bouvang	1'16.542	0'39.639	Konrad			
7 ^a - 3	1'58.439	0'36.021	PIT	1'52.599	0'36.194	PIT	1'45.704	0'30.265		1'50.930	0'34.388				
8 ^a - 1	3'58.386	3'58.386		4'16.891	4'16.891		0'37.057	0'37.057	230.278	0'37.205	0'37.205	225.470			
8 ^a - 2	4'39.049	0'40.663	Costa	4'55.957	0'39.066	Siedler	1'19.025	0'41.968	Bouvang	1'15.524	0'38.319	Konrad			
8 ^a - 3	5'11.210	0'32.161		5'25.995	0'30.038		1'49.386	0'30.361		1'48.702	0'33.178				
9 ^a - 1	0'36.840	0'36.840	225.470	0'37.290	0'37.290	223.141	0'37.029	0'37.029	230.770	0'36.968	0'36.968	227.849			
9 ^a - 2	1'14.606	0'37.766	Costa	1'15.704	0'38.414	Siedler	1'19.989	0'42.960	Bouvang	1'15.166	0'38.198	Konrad			
9 ^a - 3	1'43.396	0'28.790		1'44.990	0'29.286		2'00.572	0'40.583	PIT	1'44.223	0'29.057				
10 ^a - 1	0'46.118	0'46.118	218.624	0'37.286	0'37.286	226.891				0'41.851	0'41.851	229.300			
10 ^a - 2	1'31.982	0'45.864	Costa	1'15.652	0'38.366	Siedler				1'23.466	0'41.615	Konrad			
10 ^a - 3	2'09.792	0'37.810		1'44.949	0'29.297					2'02.779	0'39.313	PIT			
11 ^a - 1	0'37.024	0'37.024	227.849	0'42.184	0'42.184	226.891									
11 ^a - 2	1'16.172	0'39.148	Costa	1'36.130	0'53.946	Siedler									
11 ^a - 3	1'47.265	0'31.093		2'12.054	0'35.924										
12 ^a - 1	0'36.958	0'36.958	227.369	0'37.453	0'37.453	224.533									
12 ^a - 2	1'16.371	0'39.413	Costa	1'16.950	0'39.497	Siedler									
12 ^a - 3	1'57.506	0'41.135	PIT	1'51.894	0'34.944	PIT									
13 ^a - 1															
13 ^a - 2															
13 ^a - 3															
14 ^a - 1															
14 ^a - 2															
14 ^a - 3															

Ideal Lap	
0'36.840	0'36.840
1'14.606	0'37.766
1'43.396	0'28.790

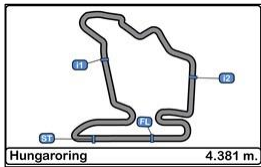
Ideal Lap	
0'37.286	0'37.286
1'15.652	0'38.366
1'44.828	0'29.176

Ideal Lap	
0'36.706	0'36.706
1'14.760	0'38.054
1'43.867	0'29.107

Ideal Lap	
0'36.903	0'36.903
1'14.914	0'38.011
1'43.911	0'28.997

Ideal Lap	
0'37.384	0'37.384
1'16.318	0'38.934
1'45.469	0'29.151

Ideal Best Lap	
0'36.536	0'36.536
1'14.133	0'37.597
1'42.671	0'28.538



Hungaroring International GT Open Qualifying - 1

LAP ANALYSIS

01/07/2017

Number	99			124			488			555			
	Lap	Lap Time	Partial	Speed	Lap Time	Partial	Speed	Lap Time	Partial	Speed	Lap Time	Partial	Speed
1 ^a - 1	0'37.978	0'37.978		225.470	0'38.737	0'38.737	226.416	0'37.121	0'37.121	227.849	0'37.248	0'37.248	226.891
1 ^a - 2	1'17.345	0'39.367	Coimbra		1'19.205	0'40.468	Malchárek	1'15.389	0'38.268	Mac	1'16.007	0'38.759	Liuzzi
1 ^a - 3	1'46.852	0'29.507			1'49.767	0'30.562		1'44.153	0'28.764		1'44.845	0'28.838	
2 ^a - 1	0'37.759	0'37.759	225.470	0'38.438	0'38.438	227.849	0'36.936	0'36.936	228.814	0'36.891	0'36.891	228.814	
2 ^a - 2	1'16.860	0'39.101	Coimbra	1'18.364	0'39.926	Malchárek	1'15.041	0'38.105	Mac	1'15.332	0'38.441	Liuzzi	
2 ^a - 3	1'46.099	0'29.239		1'48.760	0'30.396		1'43.710	0'28.669		1'44.147	0'28.815		
3 ^a - 1	0'47.770	0'47.770	227.369	0'38.188	0'38.188	227.369	0'36.805	0'36.805	229.300	0'36.986	0'36.986	228.330	
3 ^a - 2	1'39.631	0'51.861	Coimbra	1'18.293	0'40.105	Malchárek	1'14.869	0'38.064	Mac	1'15.484	0'38.498	Liuzzi	
3 ^a - 3	2'35.525	0'55.894	PIT	1'53.045	0'34.752	PIT	1'43.646	0'28.777		1'44.479	0'28.995		
4 ^a - 1	5'43.662	5'43.662		12'12.420	12'12.420		0'36.743	0'36.743	229.300	0'39.041	0'39.041	227.369	
4 ^a - 2	6'24.891	0'41.229	Coimbra	12'51.533	0'39.113	Malchárek	1'15.285	0'38.542	Mac	1'26.521	0'47.480	Liuzzi	
4 ^a - 3	6'54.759	0'29.868		13'20.704	0'29.171		1'49.305	0'34.020	PIT	2'00.979	0'34.458	PIT	
5 ^a - 1	0'37.860	0'37.860	225.942	0'37.214	0'37.214	231.264	3'39.282	3'39.282		3'46.412	3'46.412		
5 ^a - 2	1'16.918	0'39.058	Coimbra	1'15.458	0'38.244	Malchárek	4'18.584	0'39.302	Mac	4'26.804	0'40.392	Liuzzi	
5 ^a - 3	1'46.238	0'29.320		1'44.694	0'29.236		4'47.553	0'28.969		4'57.027	0'30.223		
6 ^a - 1	0'37.452	0'37.452	226.416	0'37.285	0'37.285	229.300	0'37.314	0'37.314	227.369	0'36.972	0'36.972	228.814	
6 ^a - 2	1'16.594	0'39.142	Coimbra	1'15.796	0'38.511	Malchárek	1'16.663	0'39.349	Mac	1'15.036	0'38.064	Liuzzi	
6 ^a - 3	1'46.084	0'29.490		1'45.239	0'29.443		1'59.187	0'42.524		1'43.816	0'28.780		
7 ^a - 1	0'37.511	0'37.511	225.942	0'39.828	0'39.828	231.760	0'36.772	0'36.772	229.788	0'39.337	0'39.337	228.330	
7 ^a - 2	1'16.853	0'39.342	Coimbra	1'21.823	0'41.995	Malchárek	1'14.369	0'37.597	Mac	1'20.199	0'40.862	Liuzzi	
7 ^a - 3	1'46.785	0'29.932		1'58.935	0'37.112	PIT	1'42.907	0'28.538		1'51.723	0'31.524		
8 ^a - 1	0'37.446	0'37.446	224.533				0'36.634	0'36.634	230.278	0'36.967	0'36.967	229.300	
8 ^a - 2	1'16.560	0'39.114	Coimbra				1'16.249	0'39.615	Mac	1'15.194	0'38.227	Liuzzi	
8 ^a - 3	1'46.339	0'29.779					1'56.707	0'40.458	PIT	1'44.200	0'29.006		
9 ^a - 1	0'37.535	0'37.535	226.891							0'36.832	0'36.832	230.278	
9 ^a - 2	1'16.772	0'39.237	Coimbra							1'18.464	0'41.632	Liuzzi	
9 ^a - 3	1'52.840	0'36.068	PIT							1'56.517	0'38.053	PIT	
10 ^a - 1	3'09.537	3'09.537											
10 ^a - 2	3'51.056	0'41.519	Coimbra										
10 ^a - 3	4'22.744	0'31.688											
11 ^a - 1	0'37.236	0'37.236	227.849										
11 ^a - 2	1'15.910	0'38.674	Coimbra										
11 ^a - 3	1'45.062	0'29.152											
12 ^a - 1	0'37.172	0'37.172	228.814										
12 ^a - 2	1'16.043	0'38.871	Coimbra										
12 ^a - 3	1'45.306	0'29.263											
13 ^a - 1	0'37.128	0'37.128	229.300										
13 ^a - 2	1'19.537	0'42.409	Coimbra										
13 ^a - 3	2'00.965	0'41.428	PIT										
14 ^a - 1													
14 ^a - 2													
14 ^a - 3													

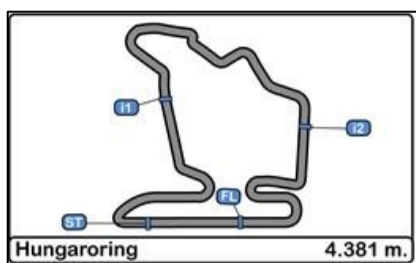
Ideal Lap	
0'37.128	0'37.128
1'15.802	0'38.674
1'44.954	0'29.152

Ideal Lap	
0'37.214	0'37.214
1'15.458	0'38.244
1'44.629	0'29.171

Ideal Lap	
0'36.634	0'36.634
1'14.231	0'37.597
1'42.769	0'28.538

Ideal Lap	
0'36.832	0'36.832
1'14.896	0'38.064
1'43.676	0'28.780

Ideal Best Lap	
0'36.536	0'36.536
1'14.133	0'37.597
1'42.671	0'28.538



Hungaroring

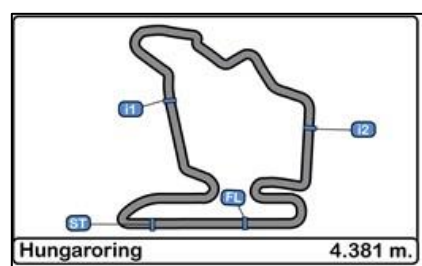
International GT Open

Qualifying - 1

Best Sectors Results

01/07/2017

Sector - 1				Sector - 2				Sector - 3				Ideal Lap vs Best Lap				
Ord.	Nº	Driver	Time	Nº	Driver	Time	Nº	Driver	Time	Ord.	Nº	Driver	Ideal Lap	Best Lap	Ord.	
1	1	Giovanni Venturini	36.536	488	Mikkel Mac	37.597	488	Mikkel Mac	28.538	1	488	Mikkel Mac	1'42.769	1'42.907	1	
2	488	Mikkel Mac	36.634	20	Lance D. Arnold	37.672	20	Lance D. Arnold	28.563	2	20	Lance D. Arnold	1'42.918	1'43.096	2	
3	51	Tiago Monteiro	36.635	51	Tiago Monteiro	37.711	1	Giovanni Venturini	28.603	3	1	Giovanni Venturini	1'43.117	1'43.117	3	
4	20	Lance D. Arnold	36.683	54	Albert Costa	37.766	11	Kang Ling	28.667	4	51	Tiago Monteiro	1'43.131	1'43.319	4	
5	65	Victor Bouveng	36.706	24	Duncan Tappy	37.902	23	Andrea Fontana	28.774	5	54	Albert Costa	1'43.396	1'43.396	5	
6	22	Rob Bell	36.718	1	Giovanni Venturini	37.978	555	Vitantonio Liuzzi	28.780	6	555	Vitantonio Liuzzi	1'43.676	1'43.816	6	
7	21	Hendrik Still	36.780	74	Martin Konrad	38.011	51	Tiago Monteiro	28.785	7	65	Victor Bouveng	1'43.867	1'44.070	9	
8	555	Vitantonio Liuzzi	36.832	65	Victor Bouveng	38.054	54	Albert Costa	28.790	8	22	Rob Bell	1'43.882	1'43.882	7	
9	54	Albert Costa	36.840	555	Vitantonio Liuzzi	38.064	24	Duncan Tappy	28.964	9	24	Duncan Tappy	1'43.890	1'44.016	8	
10	23	Andrea Fontana	36.877	22	Rob Bell	38.106	74	Martin Konrad	28.997	10	23	Andrea Fontana	1'43.903	1'44.330	11	
11	74	Martin Konrad	36.903	124	Christian Malchárek	38.244	22	Rob Bell	29.058	11	74	Martin Konrad	1'43.911	1'44.223	10	
12	11	Kang Ling	36.955	23	Andrea Fontana	38.252	21	Hendrik Still	29.070	12	11	Kang Ling	1'44.150	1'44.522	12	
13	24	Duncan Tappy	37.024	55	Norbert Siedler	38.366	19	Mario Plachutta	29.107	13	21	Hendrik Still	1'44.415	1'44.680	13	
14	99	António Coimbra	37.128	11	Kang Ling	38.528	65	Victor Bouveng	29.107	14	124	Christian Malchárek	1'44.629	1'44.694	14	
15	19	Mario Plachutta	37.197	21	Hendrik Still	38.565	88	Alexander West	29.151	15	55	Norbert Siedler	1'44.828	1'44.949	15	
16	124	Christian Malchárek	37.214	99	António Coimbra	38.674	99	António Coimbra	29.152	16	99	António Coimbra	1'44.954	1'45.062	16	
17	55	Norbert Siedler	37.286	16	Marcelo Hahn	38.848	124	Christian Malchárek	29.171	17	19	Mario Plachutta	1'45.451	1'45.554	18	
18	88	Alexander West	37.384	88	Alexander West	38.934	55	Norbert Siedler	29.176	18	88	Alexander West	1'45.469	1'45.528	17	
19	16	Marcelo Hahn	37.464	19	Mario Plachutta	39.147	16	Marcelo Hahn	29.394	19	16	Marcelo Hahn	1'45.706	1'45.937	19	
20	48	Alex Moiseev	37.581	12	Marcio Basso	39.252	12	Marcio Basso	29.531	20	12	Marcio Basso	1'46.495	1'46.842	21	
21	12	Marcio Basso	37.712	48	Alex Moiseev	39.393	48	Alex Moiseev	29.614	21	48	Alex Moiseev	1'46.588	1'46.651	20	
22	5	Fu Songyang	38.362	5	Fu Songyang	41.144	5	Fu Songyang	30.611	22	5	Fu Songyang	1'50.117	1'50.226	22	
23	25	Ivor Dunbar	39.252	25	Ivor Dunbar	42.759	25	Ivor Dunbar	31.108	23	25	Ivor Dunbar	1'53.119	1'53.591	23	
24	8	Marco Cioci	Transponder	8	Marco Cioci	46.452	8	Marco Cioci	48.222	24	8	Marco Cioci	Transponder			



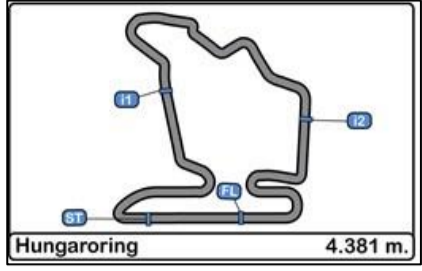
**Hungaroring
International GT Open
Qualifying - 1**

Best Top Speeds

01/07/2017

Ord.	Nº	Entrant / Team	Nat.	Driver	Nat.	St.	Driver 2	Nat.	St.	Vehicle	Cat.	Cla.	Top 1		Top 2		Top 3		Top 4		Top 5		Avg.
													Km/h	Lap	Km/h	Lap	Km/h	Lap	Km/h	Lap	Km/h	Lap	
1	51	RACE / BMW Team Teo Martin	ESP	Lourenço Beirão da Veiga	PRT	Silver	Tiago Monteiro	PRT	Platinum	BMW M6 GT3	PRO	1º	234.273	12	234.273	13	232.759	8	232.258	7	232.258	9	233.164
2	124	Racing Trevor	SVK	Jirí Malchárek	SVK	Bronze	Christian Malchárek	SVK	Silver	BMW M6 GT3	PROAM	1º	231.760	8	231.263	6	229.299	7	227.848	3	227.368	4	229.508
3	11	Ratón Racing	ITA	Edoardo Liberati	ITA	Silver	Kang Ling	CHN	Silver	Lamborghini Huracan GT3	PRO	2º	230.769	9	230.769	8	230.277	7	228.330	2	228.330	4	229.695
4	21	Konrad Motorsport	DEU	Hendrik Still	DEU	Silver	Paul Scheuschner	DEU	Bronze	Lamborghini Huracan GT3	PROAM	2º	230.769	10	230.769	11	230.277	4	230.277	6	230.277	12	230.474
5	65	RACE / BMW Team Teo Martin	ESP	Victor Bouveng	SWE	Silver	Fran Rueda	ESP	Silver	BMW M6 GT3	PRO	3º	230.769	10	230.769	8	230.277	9	229.787	5	229.299	6	230.180
6	88	Garage 59	GBR	Alexander West	SWE	Bronze	Côme Ledogar	FRA	Platinum	McLaren 650 S GT3 2015	PROAM	3º	230.769	3	230.277	2	229.787	6	229.787	5	228.814	4	229.887
7	488	Spirit of Race	CHE	Miguel Ramos	PRT	Silver	Mikkel Mac	DNK	Gold	Ferrari 488 GT3	PRO	4º	230.277	9	229.787	8	229.299	4	229.299	5	228.814	3	229.495
8	555	FFF Racing Team by ACM	CHN	Hiroshi Hamaguchi	JPN	Bronze	Vitantonio Liuzzi	ITA	Platinum	Lamborghini Huracan GT3	PROAM	4º	230.277	10	229.299	9	228.814	3	228.814	7	228.330	4	229.107
9	23	Imperiale Racing	ITA	Vito Postiglione	ITA	Gold	Andrea Fontana	ITA	Silver	Lamborghini Huracan GT3	PRO	5º	229.787	8	229.787	9	229.299	10	228.330	7	226.891	5	228.819
10	24	Garage 59	GBR	Michael Benham	GBR	Bronze	Duncan Tappy	GBR	Gold	McLaren 650 S GT3 2015	PROAM	5º	229.299	2	228.814	9	227.848	3	227.848	4	227.848	8	228.331
11	74	MS Racing	AUT	Alexander Hrachowina	AUT	Bronze	Martin Konrad	AUT	Bronze	Mercedes AMG GT3	AM	1º	229.299	11	227.848	10	227.368	7	225.941	8	225.941	3	227.280
12	99	Sports and You	PRT	António Coimbra	PRT	Bronze	Luis Silva	PRT	Bronze	Mercedes AMG GT3	AM	2º	229.299	14	228.814	13	227.848	12	227.368	4	226.891	10	228.044
13	1	Imperiale Racing	ITA	Thomas Biagi	ITA	Gold	Giovanni Venturini	ITA	Gold	Lamborghini Huracan GT3	PRO	6º	228.814	5	228.330	10	227.848	9	227.368	4	227.368	8	227.946
14	16	Drivex School	ESP	Marcelo Hahn	BRA	Bronze	Alan Hellmeister	BRA	Silver	Mercedes AMG GT3	PROAM	6º	228.814	8	228.330	13	227.848	7	227.848	12	227.848	10	228.138
15	20	SPS Automotive Performance	DEU	Valentin Pierburg	DEU	Bronze	Lance D. Arnold	DEU	Silver	Mercedes AMG GT3	PROAM	7º	228.814	11	228.814	13	227.848	7	227.848	4	227.368	3	228.138
16	22	Shaun Balfe / Balfe Motorsport	GBR	Shaun Balfe	GBR	Bronze	Rob Bell	GBR	Platinum	McLaren 650 S GT3 2015	PROAM	8º	228.330	5	227.848	6	227.848	10	227.368	9	227.368	7	227.753
17	48	Spirit of Race / Kaspersky Motorsport	CHE	Alex Moiseev	RUS	Bronze	Davide Rizzo	ITA	Bronze	Ferrari 488 GT3	AM	3º	228.330	14	227.368	13	226.415	9	226.415	10	226.415	12	226.989
18	19	Lechner Racing	AUT	Mario Plachutta	AUT	Bronze	Thomas Jäger	AUT	Gold	Mercedes AMG GT3	PROAM	9º	227.848	14	227.368	11	226.891	10	226.415	13	225.941	7	226.893
19	54	Emil Frey Lexus Racing	CHE	Albert Costa	ESP	Gold	Philipp Frommenwiler	CHE	Silver	Lexus RC F GT3	PRO	7º	227.848	12	227.368	13	226.415	8	225.470	6	225.470	7	226.514
20	55	Farnbacher Racing	DEU	Dominik Farnbacher	DEU	Gold	Norbert Siedler	AUT	Gold	Lexus RC F GT3	PRO	8º	226.891	11	226.891	12	225.000	6	224.532	13	224.066	8	225.476
21	5	SF Racing	CHN	Fu Songyang	CHN	Bronze	Rino Mastronardi	ITA	Bronze	Ferrari 488 GT3	AM	4º	226.415	2	226.415	7	225.941	3	225.000	5	224.532	4	225.661
22	25	FF Corse	GBR	Ivor Dunbar	GBR	Bronze	Johnny Mowlem	GBR	Gold	Ferrari 488 GT3	PROAM	10º	226.415	5	225.941	6	225.000	11	224.532	7	224.532	8	225.284
23	12	Sports and You	PRT	Marcio Basso	BRA	Bronze	José Balbiani	ARG	Bronze	Mercedes AMG GT3	AM	5º	225.941	9	225.941	12	225.470	10	225.470	13	225.470	8	225.658





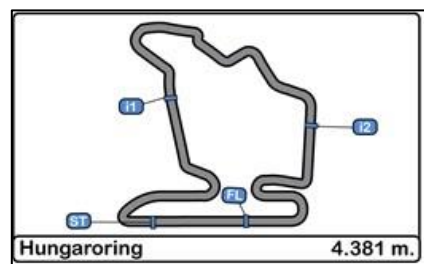
Hungaroring
International GT Open
Qualifying - 1

Fastest Lap Sequence

01/07/2017

Time of Day	Session Time	Nº	Entrant / Team	Nat.	Driver	Nat.	St.	Driver 2	Nat.	St.	Vehicle	Cat.	Time	Km/h	Lap
11:02'06.978	3'59.358	51	RACE / BMW Team Teo Martin	ESP	Lourenço Beirão da Veiga	PRT	Silver	Tiago Monteiro	PRT	Platinum	BMW M6 GT3	PRO	1'55.881	136.102	2
11:02'11.022	4'03.329	65	RACE / BMW Team Teo Martin	ESP	Victor Bouveng	SWE	Silver	Fran Rueda	ESP	Silver	BMW M6 GT3	PRO	1'54.478	137.770	2
11:02'32.112	4'24.517	124	Racing Trevor	SVK	Jirí Malchárek	SVK	Bronze	Christian Malchárek	SVK	Silver	BMW M6 GT3	PROAM	1'49.767	143.683	2
11:03'15.441	5'07.870	74	MS Racing	AUT	Alexander Hrachowina	AUT	Bronze	Martin Konrad	AUT	Bronze	Mercedes AMG GT3	AM	1'45.685	149.232	2
11:03'22.322	5'14.739	24	Garage 59	GBR	Michael Benham	GBR	Bronze	Duncan Tappy	GBR	Gold	McLaren 650 S GT3 2015	PROAM	1'44.855	150.413	2
11:05'56.437	7'48.864	20	SPS Automotive Performance	DEU	Valentin Pierburg	DEU	Bronze	Lance D. Arnold	DEU	Silver	Mercedes AMG GT3	PROAM	1'44.339	151.157	3
11:17'35.250	19'27.671	20	SPS Automotive Performance	DEU	Valentin Pierburg	DEU	Bronze	Lance D. Arnold	DEU	Silver	Mercedes AMG GT3	PROAM	1'44.112	151.487	6
11:17'47.021	19'39.398	1	Imperiale Racing	ITA	Thomas Biagi	ITA	Gold	Giovanni Venturini	ITA	Gold	Lamborghini Huracan GT3	PRO	1'43.989	151.666	4
11:19'30.607	21'23.029	1	Imperiale Racing	ITA	Thomas Biagi	ITA	Gold	Giovanni Venturini	ITA	Gold	Lamborghini Huracan GT3	PRO	1'43.631	152.190	5
11:29'21.029	31'13.442	54	Emil Frey Lexus Racing	CHE	Albert Costa	ESP	Gold	Philipp Frommenwiler	CHE	Silver	Lexus RC F GT3	PRO	1'43.396	152.536	10
11:29'51.147	31'43.507	20	SPS Automotive Performance	DEU	Valentin Pierburg	DEU	Bronze	Lance D. Arnold	DEU	Silver	Mercedes AMG GT3	PROAM	1'43.096	152.980	10
11:32'32.125	34'24.559	488	Spirit of Race	CHE	Miguel Ramos	PRT	Silver	Mikkel Mac	DNK	Gold	Ferrari 488 GT3	PRO	1'42.907	153.261	8





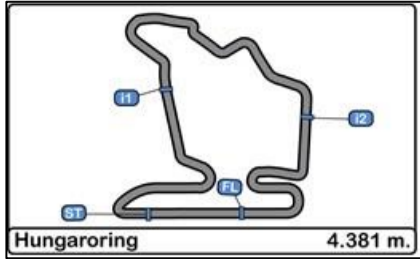
Hungaroring International GT Open

Event Maximum Speed

01/07/2017

Ord.	Nº	Entrant / Team	Nat.	Driver	Nat.	St.	Driver 2	Nat.	St.	Vehicle	Cat.	Cl.	Km/h	Lap	Session
1	51	RACE / BMW Team Teo Martin	ESP	Lourenço Beirão da Veiga	PRT	Silver	Tiago Monteiro	PRT	Platinum	BMW M6 GT3	PRO	1º	234.783	7	Free Practice 2
2	124	Racing Trevor	SVK	Jirí Malchárek	SVK	Bronze	Christian Malchárek	SVK	Silver	BMW M6 GT3	PROAM	1º	234.274	6	Free Practice 3 Bronze Drivers
3	5	SF Racing	CHN	Fu Songyang	CHN	Bronze	Rino Mastronardi	ITA	Bronze	Ferrari 488 GT3	AM	1º	233.767	13	Free Practice 3 Bronze Drivers
4	555	FFF Racing Team by ACM	CHN	Hiroshi Hamaguchi	JPN	Bronze	Vitantonio Liuzzi	ITA	Platinum	Lamborghini Huracan GT3	PROAM	2º	233.767	9	Free Practice 3 Bronze Drivers
5	65	RACE / BMW Team Teo Martin	ESP	Victor Bouveng	SWE	Silver	Fran Rueda	ESP	Silver	BMW M6 GT3	PRO	2º	233.262	26	Free Practice 1
6	1	Imperiale Racing	ITA	Thomas Biagi	ITA	Gold	Giovanni Venturini	ITA	Gold	Lamborghini Huracan GT3	PRO	3º	232.259	25	Free Practice 1
7	19	Lechner Racing	AUT	Mario Plachutta	AUT	Bronze	Thomas Jäger	AUT	Gold	Mercedes AMG GT3	PROAM	3º	232.259	24	Free Practice 1
8	21	Konrad Motorsport	DEU	Hendrik Still	DEU	Silver	Paul Scheuschner	DEU	Bronze	Lamborghini Huracan GT3	PROAM	4º	232.259	28	Free Practice 1
9	8	AF Corse	ITA	Piergiuseppe Perazzini	ITA	Bronze	Marco Cioci	ITA	Gold	Ferrari 488 GT3	PROAM	5º	231.760	9	Free Practice 2
10	11	Ratón Racing	ITA	Edoardo Liberati	ITA	Silver	Kang Ling	CHN	Silver	Lamborghini Huracan GT3	PRO	4º	231.760	6	Free Practice 1
11	22	Shaun Balfe / Balfe Motorsport	GBR	Shaun Balfe	GBR	Bronze	Rob Bell	GBR	Platinum	McLaren 650 S GT3 2015	PROAM	6º	231.760	9	Free Practice 3 Bronze Drivers
12	23	Imperiale Racing	ITA	Vito Postiglione	ITA	Gold	Andrea Fontana	ITA	Silver	Lamborghini Huracan GT3	PRO	5º	231.760	20	Free Practice 2
13	88	Garage 59	GBR	Alexander West	SWE	Bronze	Côme Ledogar	FRA	Platinum	McLaren 650 S GT3 2015	PROAM	7º	231.760	18	Free Practice 3 Bronze Drivers
14	12	Sports and You	PRT	Marcio Basso	BRA	Bronze	José Balbiani	ARG	Bronze	Mercedes AMG GT3	AM	2º	231.264	7	Free Practice 2
15	16	Drivex School	ESP	Marcelo Hahn	BRA	Bronze	Alan Hellmeister	BRA	Silver	Mercedes AMG GT3	PROAM	8º	231.264	12	Free Practice 3 Bronze Drivers
16	20	SPS Automotive Performance	DEU	Valentin Pierburg	DEU	Bronze	Lance D. Arnold	DEU	Silver	Mercedes AMG GT3	PROAM	9º	231.264	10	Free Practice 3 Bronze Drivers
17	24	Garage 59	GBR	Michael Benham	GBR	Bronze	Duncan Tappy	GBR	Gold	McLaren 650 S GT3 2015	PROAM	10º	231.264	2	Free Practice 3 Bronze Drivers
18	25	FF Corse	GBR	Ivor Dunbar	GBR	Bronze	Johnny Mowlem	GBR	Gold	Ferrari 488 GT3	PROAM	11º	231.264	6	Free Practice 2
19	74	MS Racing	AUT	Alexander Hrachowina	AUT	Bronze	Martin Konrad	AUT	Bronze	Mercedes AMG GT3	AM	3º	231.264	10	Free Practice 3 Bronze Drivers
20	99	Sports and You	PRT	António Coimbra	PRT	Bronze	Luis Silva	PRT	Bronze	Mercedes AMG GT3	AM	4º	231.264	9	Free Practice 3 Bronze Drivers
21	488	Spirit of Race	CHE	Miguel Ramos	PRT	Silver	Mikkel Mac	DNK	Gold	Ferrari 488 GT3	PRO	6º	231.264	20	Free Practice 2
22	48	Spirit of Race / Kaspersky Motorsport	CHE	Alex Moiseev	RUS	Bronze	Davide Rizzo	ITA	Bronze	Ferrari 488 GT3	AM	5º	230.278	18	Free Practice 1
23	54	Emil Frey Lexus Racing	CHE	Albert Costa	ESP	Gold	Philipp Frommenwiler	CHE	Silver	Lexus RC F GT3	PRO	7º	228.330	9	Free Practice 2
24	55	Farnbacher Racing	DEU	Dominik Farnbacher	DEU	Gold	Norbert Siedler	AUT	Gold	Lexus RC F GT3	PRO	8º	227.369	21	Free Practice 1





**Hungaroring
International GT Open
Qualifying - 1**

Weather Report

01/07/2017

Track Status DRY

