

Circuit Paul Ricard
International GT Open
RACE - 1

Results

10/06/2017

Clas.	Nº	Entrant / Team	Nat.	Driver	Nat.	St.	Driver 2	Nat.	St.	Vehicle	Cat.	Clas.	Laps	Total Time	Km/h.	Gap	Best Time	Km/h.	
1	488	Spirit of Race	CHE	Miguel Ramos	PRT	Silver	<u>Mikkel Mac</u>	DNK	Gold	Ferrari 488 GT3	PRO	1º	33	1.12'00.067	160.653		5	2'06.515	166.235
2	1	Imperiale Racing	ITA	Thomas Biagi	ITA	Gold	<u>Giovanni Venturini</u>	ITA	Gold	Lamborghini Huracan GT3	PRO	2º	33	1.12'09.845	160.290	9"778	5	2'07.634	164.778
3	20	SPS Automotive Performance	DEU	Valentin Pierburg	DEU	Bronze	<u>Tom Onslow-Cole</u>	GBR	Gold	Mercedes AMG GT3	PROAM	1º	33	1.12'21.959	159.843	21"892	11	2'07.244	165.283
4	54	Emil Frey Lexus Racing	CHE	<u>Albert Costa</u>	ESP	Gold	Philipp Frommenwiler	CHE	Silver	Lexus RC-F GT3	PRO	3º	33	1.12'29.251	159.575	29"184	4	2'07.818	164.541
5	65	RACE / BMW Team Teo Martin	ESP	<u>Victor Bouveng</u>	SWE	Silver	Fran Rueda	ESP	Silver	BMW M6 GT3	PRO	4º	33	1.12'33.117	159.433	33"050	7	2'08.406	163.787
6	8	AF Corse	ITA	<u>Piergiuseppe Perazzini</u>	ITA	Bronze	Marco Cioci	ITA	Gold	Ferrari 488 GT3	PROAM	2º	33	1.12'34.037	159.400	33"970	28	2'06.656	166.050
7	11	Ratón Racing	ITA	<u>Edoardo Liberati</u>	ITA	Silver	Kang Ling	CHN	Silver	Lamborghini Huracan GT3	PRO	5º	33	1.12'34.733	159.374	34"666	10	2'08.771	163.323
8	16	Drivex School	ESP	<u>Marcelo Hahn</u>	BRA	Bronze	Alan Hellmeister	BRA	Bronze	Mercedes AMG GT3	PROAM	3º	33	1.12'38.688	159.230	38"621	18	2'07.273	165.245
9	22	Shaun Balfe / Balfe Motorsport	GBR	Shaun Balfe	GBR	Bronze	<u>Rob Bell</u>	GBR	Platinum	McLaren 650 S GT3 2015	PROAM	4º	33	1.12'44.820	159.006	44"753	6	2'07.386	165.099
10	19	Lechner Racing	AUT	<u>Mario Plachutta</u>	AUT	Bronze	Thomas Jäger	AUT	Gold	Mercedes AMG GT3	PROAM	5º	33	1.12'52.319	158.733	52"252	24	2'06.822	165.833
11	24	Garage 59	GBR	Michael Benham	GBR	Bronze	<u>Duncan Tappy</u>	GBR	Gold	McLaren 650 S GT3 2015	PROAM	6º	33	1.13'02.719	158.356	1'02"652	10	2'08.682	163.436
12	32	Antonelli Motorsport	ITA	<u>Mikaël Grenier</u>	CAN	Silver	Kikko Galbiati	ITA	Silver	Lamborghini Huracan GT3	PRO	6º	33	1.13'07.918	158.169	1'07"851	5	2'08.390	163.808
13	88	Garage 59	GBR	<u>Alexander West</u>	SWE	Bronze	Côme Ledogar	FRA	Platinum	McLaren 650 S GT3 2015	PROAM	7º	33	1.13'08.026	158.165	1'07"959	32	2'07.996	164.312
14	48	Spirit of Race / Kaspersky Motorsport	CHE	<u>Alex Moiseev</u>	RUS	Bronze	Davide Rizzo	ITA	Bronze	Ferrari 488 GT3	AM	1º	33	1.13'19.050	157.769	1'18"983	18	2'08.348	163.861
15	74	MS Racing	AUT	<u>Alexander Hrachowina</u>	AUT	Bronze	Martin Konrad	AUT	Bronze	Mercedes AMG GT3	AM	2º	33	1.13'23.273	157.617	1'23"206	27	2'07.892	164.446
16	12	Sports and You	PRT	<u>Marcio Basso</u>	BRA	Bronze	José Balbiani	ARG	Bronze	Mercedes AMG GT3	AM	3º	33	1.13'24.813	157.562	1'24"746	29	2'08.508	163.657
17	99	Sports and You	PRT	<u>António Coimbra</u>	PRT	Bronze	Luis Silva	PRT	Bronze	Mercedes AMG GT3	AM	4º	33	1.13'48.163	156.731	1'48"096	3	2'09.505	162.397
18	33	Antonelli Motorsport	ITA	Davide Roda	ITA	Bronze	<u>Gianluca Giraudi</u>	ITA	Bronze	Lamborghini Huracan GT3	AM	5º	32	1.12'16.758	155.185	1 Lap.	17	2'10.535	161.116
19	5	SF Racing	CHN	<u>Fu Songyang</u>	CHN	Bronze	Andrea Caldarelli	ITA	Gold	Ferrari 488 GT3	PROAM	8º	32	1.12'22.290	154.987	1 Lap.	17	2'05.918	167.023
20	21	Konrad Motorsport	DEU	<u>Hendrick Still</u>	DEU	Silver	Paul Scheuschner	DEU	Bronze	Lamborghini Huracan GT3	PROAM	9º	32	1.12'55.322	153.817	1 Lap.	8	2'09.049	162.971
21	46	Bruno Abric / AB Sport Auto	FRA	Harry Teneketzian	FRA	Bronze	<u>Joffrey De Narda</u>	FRA	Silver	Lamborghini Huracan GT3	PROAM	10º	32	1.13'02.635	153.561	1 Lap.	6	2'07.051	165.534
22	25	FF Corse	GBR	<u>Ivor Dunbar</u>	GBR	Bronze	Johnny Mowlem	GBR	Gold	Ferrari 488 GT3	PROAM	11º	32	1.13'22.325	152.874	1 Lap.	25	2'09.698	162.156
23	10	Jordan Racing	GBR	Jordan Witt	GBR	Bronze	<u>Michael Meadows</u>	GBR	Gold	Bentley GT3	PROAM	12º	29	1.04'30.259	157.588	4 Lap.	22	2'08.048	164.245
24	23	Imperiale Racing	ITA	Vito Postiglione	ITA	Gold	<u>Andrea Fontana</u>	ITA	Silver	Lamborghini Huracan GT3	PRO	7º	26	57'33.042	158.357	7 Lap.	4	2'08.740	163.362

NOT CLASSIFIED

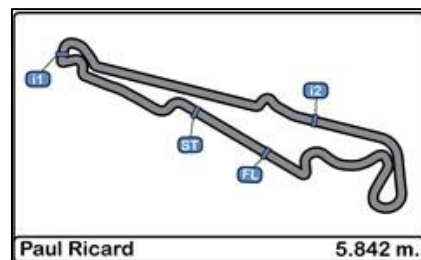
25	51	RACE / BMW Team Teo Martin	ESP	Lourenço Beirão da Veiga	PRT	Silver	<u>Augusto Farfus</u>	BRA	Platinum	BMW M6 GT3	PRO	8º	17	36'39.170	162.576	16 Lap.	4	2'06.933	165.688
26	7	Solaris Motorsport	ITA	<u>Francesco Sini</u>	ITA	Gold	Mauro Calamia	CHE	Silver	Aston Martin Vantage GT3	PRO	9º	16	1.13'37.678	76.172	17 Lap.	14	2'08.971	163.070
27	55	Farnbacher Racing	DEU	<u>Dominik Farnbacher</u>	DEU	Gold	Mario Farnbacher	DEU	Silver	Lexus RC-F GT3	PRO	10º	7	15'35.244	157.412	26 Lap.	6	2'08.788	163.301

Fastest lap Songyang - Caldarelli 2'05.918 167.023 Km/h.

Published at:.....

Track Status **DRY**

Stewards:	Race Director:	Timekeeper:
------------------	-----------------------	------------------------

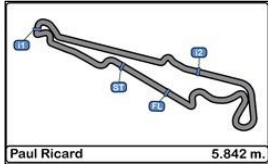


Circuit Paul Ricard International GT Open RACE - 1

Pit Stops

10/06/2017

Nº	Time of day	Entrant / Team	Nat.	Driver	Nat.	St.	Driver 2	Nat.	St.	Vehicle	Cat.	Race Time	Stop Nº	Stop Time	Handicap	Penalty
7	16.31'41.118	Solaris Motorsport	ITA	Francesco Sini	ITA	Gold	Mauro Calamia	CHE	Silver	Aston Martin Vantage GT3	PRO	03'21.529	1	00'43.137	01'15	00'31.863
7	16.35'14.892	Solaris Motorsport	ITA	Francesco Sini	ITA	Gold	Mauro Calamia	CHE	Silver	Aston Martin Vantage GT3	PRO	06'55.187	2	36'04.875	01'15	
Window Start												28'00.000				
25	16.56'35.778	FF Corse	GBR	Ivor Dunbar	GBR	Bronze	Johnny Mowlem	GBR	Gold	Ferrari 488 GT3	PROAM	28'15.890	1	01'18.518	01'15	
16	16.56'41.214	Drivex School	ESP	Marcelo Hahn	BRA	Bronze	Alan Hellmeister	BRA	Bronze	Mercedes AMG GT3	PROAM	28'21.387	1	01'27.318	01'15	
8	16.56'48.096	AF Corse	ITA	Piergiuseppe Perazzini	ITA	Bronze	Marco Cioci	ITA	Gold	Ferrari 488 GT3	PROAM	28'28.437	1	01'25.890	01'25	
19	16.57'02.545	Lechner Racing	AUT	Mario Plachutta	AUT	Bronze	Thomas Jäger	AUT	Gold	Mercedes AMG GT3	PROAM	28'42.882	1	01'31.651	01'15	
74	16.57'04.185	MS Racing	AUT	Alexander Hrachowina	AUT	Bronze	Martin Konrad	AUT	Bronze	Mercedes AMG GT3	AM	28'44.532	1	01'38.827	01'15	
88	16.57'09.411	Garage 59	GBR	Alexander West	SWE	Bronze	Côme Ledogar	FRA	Platinum	McLaren 650 S GT3 2015	PROAM	28'49.450	1	01'21.129	01'20	
12	16.57'10.831	Sports and You	PRT	Marcio Basso	BRA	Bronze	José Balbiani	ARG	Bronze	Mercedes AMG GT3	AM	28'51.199	1	01'26.783	01'15	
65	16.58'37.707	RACE / BMW Team Teo Martin	ESP	Victor Bouveng	SWE	Silver	Fran Rueda	ESP	Silver	BMW M6 GT3	PRO	30'17.711	1	01'16.591	01'15	
11	16.58'38.222	Ratón Racing	ITA	Edoardo Liberati	ITA	Silver	Kang Ling	CHN	Silver	Lamborghini Huracan GT3	PRO	30'18.576	1	01'16.166	01'15	
23	16.58'39.364	Imperiale Racing	ITA	Vito Postiglione	ITA	Gold	Andrea Fontana	ITA	Silver	Lamborghini Huracan GT3	PRO	30'19.394	1	01'17.154	01'15	
5	16.58'52.393	SF Racing	CHN	Fu Songyang	CHN	Bronze	Andrea Caldarelli	ITA	Gold	Ferrari 488 GT3	PROAM	30'32.820	1	01'30.406	01'15	
48	16.59'05.757	Spirit of Race / Kaspersky Motorsport	CHE	Alex Moiseev	RUS	Bronze	Davide Rizzo	ITA	Bronze	Ferrari 488 GT3	AM	30'45.885	1	01'31.583	01'30	
10	17.00'53.524	Jordan Racing	GBR	Jordan Witt	GBR	Bronze	Michael Meadows	GBR	Gold	Bentley GT3	PROAM	32'33.955	1	01'23.223	01'15	
488	17.02'44.350	Spirit of Race	CHE	Miguel Ramos	PRT	Silver	Mikkel Mac	DNK	Gold	Ferrari 488 GT3	PRO	34'24.626	1	01'15.373	01'15	
46	17.02'50.757	Bruno Abric / AB Sport Auto	FRA	Harry Teneketzian	FRA	Bronze	Joffrey De Narda	FRA	Silver	Lamborghini Huracan GT3	PROAM	34'30.704	1	01'38.335	01'15	
32	17.03'01.079	Antonelli Motorsport	ITA	Mikaël Grenier	CAN	Silver	Kikko Galbiati	ITA	Silver	Lamborghini Huracan GT3	PRO	34'41.365	1	01'23.346	01'15	
20	17.07'03.316	SPS Automotive Performance	DEU	Valentin Pierburg	DEU	Bronze	Tom Onslow-Cole	GBR	Gold	Mercedes AMG GT3	PROAM	38'43.578	1	01'15.648	01'15	
54	17.07'09.619	Emil Frey Lexus Racing	CHE	Albert Costa	ESP	Gold	Philipp Frommenwiler	CHE	Silver	Lexus RC-F GT3	PRO	38'49.940	1	01'21.057	01'15	
21	17.07'37.455	Konrad Motorsport	DEU	Hendrick Still	DEU	Silver	Paul Scheuschner	DEU	Bronze	Lamborghini Huracan GT3	PROAM	39'17.709	1	01'51.224	01'15	
99	17.07'45.271	Sports and You	PRT	António Coimbra	PRT	Bronze	Luis Silva	PRT	Bronze	Mercedes AMG GT3	AM	39'25.487	1	01'18.618	01'15	
33	17.08'00.567	Antonelli Motorsport	ITA	Davide Roda	ITA	Bronze	Gianluca Giraudi	ITA	Bronze	Lamborghini Huracan GT3	AM	39'40.909	1	01'31.670	01'15	
1	17.09'13.763	Imperiale Racing	ITA	Thomas Biagi	ITA	Gold	Giovanni Venturini	ITA	Gold	Lamborghini Huracan GT3	PRO	40'54.108	1	01'17.419	01'15	
22	17.09'16.387	Shaun Balfe / Balfe Motorsport	GBR	Shaun Balfe	GBR	Bronze	Rob Bell	GBR	Platinum	McLaren 650 S GT3 2015	PROAM	40'56.496	1	01'26.183	01'25	
24	17.09'34.264	Garage 59	GBR	Michael Benham	GBR	Bronze	Duncan Tappy	GBR	Gold	McLaren 650 S GT3 2015	PROAM	41'14.381	1	01'17.079	01'15	



Circuit Paul Ricard
International GT Open
RACE - 1

LAP ANALYSIS

10/06/2017

Number	1			5			7			8			10		
	Lap Time	Partial	Speed	Lap Time	Partial	Speed	Lap Time	Partial	Speed	Lap Time	Partial	Speed	Lap Time	Partial	Speed
22 ^a - 1	0'35.831	0'35.831	247.707	0'35.522	0'35.522	99.964				0'36.060	0'36.060	251.749	0'34.272	0'34.272	247.707
22 ^a - 2	1'14.424	0'38.593	Biagi	1'13.586	0'38.064	Caldarelli				1'14.601	0'38.541	Cioci	1'12.826	0'38.554	Witt
22 ^a - 3	2'08.786	0'54.362		2'07.231	0'53.645					2'08.610	0'54.009		2'08.048	0'55.222	
23 ^a - 1	0'36.307	0'36.307	247.140	0'35.134	0'35.134	243.244				0'35.296	0'35.296	248.848	0'36.597	0'36.597	222.681
23 ^a - 2	1'15.217	0'38.910	Biagi	1'13.126	0'37.992	Caldarelli				1'13.318	0'38.022	Cioci	1'15.064	0'38.467	Witt
23 ^a - 3	2'09.366	0'54.149		2'06.632	0'53.506					2'08.044	0'54.726		2'10.500	0'55.436	
24 ^a - 1	0'35.863	0'35.863	246.014	0'35.094	0'35.094	99.967				0'35.289	0'35.289	244.898	0'36.500	0'36.500	247.707
24 ^a - 2	1'14.023	0'38.160	Biagi	1'12.845	0'37.751	Caldarelli				1'13.359	0'38.070	Cioci	1'15.255	0'38.755	Witt
24 ^a - 3	2'07.817	0'53.794		2'07.099	0'54.254					2'07.175	0'53.816		2'10.381	0'55.126	
25 ^a - 1	0'35.604	0'35.604	247.707	0'36.653	0'36.653	242.697				0'35.147	0'35.147	247.707	0'36.922	0'36.922	249.423
25 ^a - 2	1'13.908	0'38.304	Biagi	1'15.069	0'38.416	Caldarelli				1'13.260	0'38.113	Cioci	1'15.604	0'38.682	Witt
25 ^a - 3	2'07.913	0'54.005		2'10.066	0'54.997					2'07.129	0'53.869		2'10.519	0'54.915	
26 ^a - 1	0'35.801	0'35.801	245.455	0'35.240	0'35.240	99.970				0'35.208	0'35.208	248.276	0'36.276	0'36.276	248.848
26 ^a - 2	1'14.198	0'38.397	Biagi	1'13.021	0'37.781	Caldarelli				1'13.253	0'38.045	Cioci	1'14.848	0'38.572	Witt
26 ^a - 3	2'08.432	0'54.234		2'06.548	0'53.527					2'07.915	0'54.662		2'09.677	0'54.829	
27 ^a - 1	0'35.597	0'35.597	245.455	0'35.316	0'35.316	242.697				0'35.717	0'35.717	250.001	0'36.153	0'36.153	249.423
27 ^a - 2	1'13.914	0'38.317	Biagi	1'13.118	0'37.802	Caldarelli				1'14.187	0'38.470	Cioci	1'14.632	0'38.479	Witt
27 ^a - 3	2'07.749	0'53.835		2'06.928	0'53.810					2'07.818	0'53.631		2'09.623	0'54.991	
28 ^a - 1	0'35.939	0'35.939	247.140	0'35.287	0'35.287	244.344				0'35.180	0'35.180	248.276	0'36.198	0'36.198	249.423
28 ^a - 2	1'14.344	0'38.405	Biagi	1'13.221	0'37.934	Caldarelli				1'13.122	0'37.942	Cioci	1'14.654	0'38.456	Witt
28 ^a - 3	2'09.109	0'54.765		2'07.412	0'54.191					2'06.656	0'53.534		2'09.943	0'55.289	
29 ^a - 1	0'36.563	0'36.563	246.014	0'35.239	0'35.239	242.697				0'35.340	0'35.340	248.848	0'36.451	0'36.451	247.707
29 ^a - 2	1'15.130	0'38.567	Biagi	1'13.179	0'37.940	Caldarelli				1'13.422	0'38.082	Cioci	1'15.498	0'39.047	Witt
29 ^a - 3	2'09.335	0'54.205		2'07.464	0'54.285					2'07.142	0'53.720		2'28.688	1'13.190	PIT
30 ^a - 1	0'35.661	0'35.661	246.014	0'35.756	0'35.756	244.344				0'35.663	0'35.663	250.001			
30 ^a - 2	1'13.945	0'38.284	Biagi	1'14.389	0'38.633	Caldarelli				1'14.006	0'38.343	Cioci			
30 ^a - 3	2'07.934	0'53.989		2'07.946	0'53.557					2'08.571	0'54.565				
31 ^a - 1	0'36.021	0'36.021	99.974	0'35.232	0'35.232	99.975				0'37.058	0'37.058	250.581			
31 ^a - 2	1'14.399	0'38.378	Biagi	1'13.136	0'37.904	Caldarelli				1'15.171	0'38.113	Cioci			
31 ^a - 3	2'08.697	0'54.298		2'06.997	0'53.861					2'09.003	0'53.832				
32 ^a - 1	0'35.856	0'35.856	99.975	0'35.407	0'35.407	243.244				0'36.408	0'36.408	248.848			
32 ^a - 2	1'14.059	0'38.203	Biagi	1'13.374	0'37.967	Caldarelli				1'15.313	0'38.905	Cioci			
32 ^a - 3	2'08.745	0'54.686		2'07.008	0'53.634					2'10.265	0'54.952				
33 ^a - 1	0'35.744	0'35.744	99.975							0'37.093	0'37.093	246.576			
33 ^a - 2	1'14.243	0'38.499	Biagi							1'16.503	0'39.410	Cioci			
33 ^a - 3	2'08.637	0'54.394								2'10.871	0'54.368				

Ideal Lap	
0'35.336	0'35.336
1'13.496	0'38.160
2'07.290	0'53.794

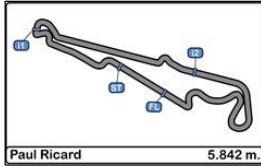
Ideal Lap	
0'34.842	0'34.842
1'12.560	0'37.718
2'05.888	0'53.328

Ideal Lap	
0'35.813	0'35.813
1'14.196	0'38.383
2'08.693	0'54.497

Ideal Lap	
0'34.986	0'34.986
1'12.928	0'37.942
2'06.453	0'53.525

Ideal Lap	
0'34.272	0'34.272
1'12.538	0'38.266
2'06.579	0'54.041

Ideal Best Lap	
0'34.272	0'34.272
1'11.990	0'37.718
2'05.254	0'53.264

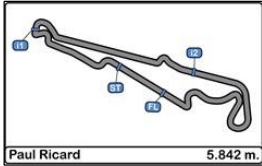


Circuit Paul Ricard
International GT Open
RACE - 1

LAP ANALYSIS

10/06/2017

Number	11			12			16			19			20			
	Lap	Lap Time	Partial	Speed	Lap Time	Partial	Speed	Lap Time	Partial	Speed	Lap Time	Partial	Speed	Lap Time	Partial	Speed
1 ^a - 1	0'42.359	0'42.359		225.001	0'49.023	0'49.023	241.072	0'45.442	0'45.442	229.788				0'41.320	0'41.320	219.960
1 ^a - 2	1'21.833	0'39.474	Liberati		1'32.089	0'43.066	Basso	1'26.789	0'41.347	Hahn	1'30.975	1'30.975	240.535	1'20.930	0'39.610	Onslow-Cole
1 ^a - 3	2'16.902	0'55.069			2'28.626	0'56.537		2'21.940	0'55.151		2'27.802	0'56.827	Plachutta	2'16.252	0'55.322	
2 ^a - 1	0'36.054	0'36.054		243.793	0'37.161	0'37.161	241.611	0'36.856	0'36.856	243.244	0'36.961	0'36.961	246.576	0'36.029	0'36.029	246.576
2 ^a - 2	1'14.606	0'38.552	Liberati		1'16.663	0'39.502	Basso	1'15.752	0'38.896	Hahn	1'16.324	0'39.363	Plachutta	1'14.401	0'38.372	Onslow-Cole
2 ^a - 3	2'08.970	0'54.364			2'13.358	0'56.695		2'10.295	0'54.543		2'11.601	0'55.277		2'08.628	0'54.227	
3 ^a - 1	0'35.796	0'35.796		242.697	0'36.889	0'36.889	243.244	0'37.590	0'37.590	243.244	0'36.724	0'36.724	245.455	0'35.959	0'35.959	248.276
3 ^a - 2	1'14.305	0'38.509	Liberati		1'16.137	0'39.248	Basso	1'16.408	0'38.818	Hahn	1'15.962	0'39.238	Plachutta	1'14.565	0'38.606	Onslow-Cole
3 ^a - 3	2'09.382	0'55.077			2'11.680	0'55.543		2'11.477	0'55.069		2'12.011	0'56.049		2'08.785	0'54.220	
4 ^a - 1	0'35.995	0'35.995		245.455	0'36.927	0'36.927	243.793	0'36.496	0'36.496	241.611	0'36.476	0'36.476	245.455	0'35.894	0'35.894	245.455
4 ^a - 2	1'14.537	0'38.542	Liberati		1'15.978	0'39.051	Basso	1'15.313	0'38.817	Hahn	1'15.481	0'39.005	Plachutta	1'14.121	0'38.227	Onslow-Cole
4 ^a - 3	2'09.413	0'54.876			2'10.988	0'55.010		2'09.653	0'54.340		2'11.026	0'55.545		2'07.927	0'53.806	
5 ^a - 1	0'35.939	0'35.939		244.344	0'36.971	0'36.971	241.072	0'36.822	0'36.822	242.153	0'36.979	0'36.979	245.455	0'35.578	0'35.578	244.898
5 ^a - 2	1'14.287	0'38.348	Liberati		1'16.034	0'39.063	Basso	1'15.584	0'38.762	Hahn	1'16.046	0'39.067	Plachutta	1'13.675	0'38.097	Onslow-Cole
5 ^a - 3	2'09.809	0'55.522			2'11.519	0'55.485		2'10.234	0'54.650		2'11.330	0'55.284		2'07.288	0'53.613	
6 ^a - 1	0'35.922	0'35.922		243.244	0'37.432	0'37.432	242.153	0'36.296	0'36.296	242.697	0'37.978	0'37.978	246.576	0'35.520	0'35.520	248.848
6 ^a - 2	1'14.575	0'38.653	Liberati		1'16.457	0'39.025	Basso	1'15.084	0'38.788	Hahn	1'16.935	0'38.957	Plachutta	1'13.767	0'38.247	Onslow-Cole
6 ^a - 3	2'09.154	0'54.579			2'12.425	0'55.968		2'09.749	0'54.665		2'12.513	0'55.578		2'07.564	0'53.797	
7 ^a - 1	0'36.433	0'36.433		242.697	0'36.749	0'36.749	244.344	0'36.418	0'36.418	242.153	0'36.726	0'36.726	246.014	0'35.656	0'35.656	250.000
7 ^a - 2	1'14.805	0'38.372	Liberati		1'15.679	0'38.930	Basso	1'15.397	0'38.979	Hahn	1'15.553	0'38.827	Plachutta	1'14.159	0'38.503	Onslow-Cole
7 ^a - 3	2'08.832	0'54.027			2'10.770	0'55.091		2'09.888	0'54.491		2'10.573	0'55.020		2'08.008	0'53.849	
8 ^a - 1	0'35.749	0'35.749		243.244	0'36.615	0'36.615	243.793	0'36.236	0'36.236	242.697	0'36.606	0'36.606	246.576	0'36.042	0'36.042	250.000
8 ^a - 2	1'14.151	0'38.402	Liberati		1'15.312	0'38.697	Basso	1'14.949	0'38.713	Hahn	1'15.583	0'38.977	Plachutta	1'14.434	0'38.392	Onslow-Cole
8 ^a - 3	2'09.074	0'54.923			2'10.291	0'54.979		2'09.506	0'54.557		2'11.127	0'55.544		2'08.349	0'53.915	
9 ^a - 1	0'36.378	0'36.378		244.898	0'36.884	0'36.884	243.244	0'36.380	0'36.380	243.244	0'36.546	0'36.546	247.140	0'35.849	0'35.849	250.000
9 ^a - 2	1'14.831	0'38.453	Liberati		1'16.106	0'39.222	Basso	1'15.092	0'38.712	Hahn	1'15.740	0'39.194	Plachutta	1'14.286	0'38.437	Onslow-Cole
9 ^a - 3	2'09.398	0'54.567			2'11.689	0'55.583		2'09.593	0'54.501		2'11.421	0'55.681		2'08.445	0'54.159	
10 ^a - 1	0'36.271	0'36.271		245.455	0'37.003	0'37.003	242.697	0'36.452	0'36.452	244.344	0'36.574	0'36.574	247.707	0'35.483	0'35.483	248.848
10 ^a - 2	1'14.541	0'38.270	Liberati		1'16.271	0'39.268	Basso	1'15.310	0'38.858	Hahn	1'15.836	0'39.262	Plachutta	1'13.668	0'38.185	Onslow-Cole
10 ^a - 3	2'08.771	0'54.230			2'11.977	0'55.706		2'10.128	0'54.818		2'11.292	0'55.456		2'07.369	0'53.701	
11 ^a - 1	0'35.721	0'35.721		243.793	0'36.950	0'36.950	241.611	0'36.449	0'36.449	243.244	0'36.670	0'36.670	246.014	0'35.417	0'35.417	246.014
11 ^a - 2	1'14.216	0'38.495	Liberati		1'15.910	0'38.960	Basso	1'15.174	0'38.725	Hahn	1'15.809	0'39.139	Plachutta	1'13.413	0'37.996	Onslow-Cole
11 ^a - 3	2'08.772	0'54.556			2'12.581	0'56.671		2'09.827	0'54.653		2'10.999	0'55.190		2'07.244	0'53.831	
12 ^a - 1	0'35.752	0'35.752		242.697	0'37.590	0'37.590	241.611	0'36.158	0'36.158	242.697	0'36.444	0'36.444	246.576	0'35.643	0'35.643	249.423
12 ^a - 2	1'14.301	0'38.549	Liberati		1'16.970	0'39.380	Basso	1'15.003	0'38.845	Hahn	1'15.560	0'39.116	Plachutta	1'13.800	0'38.157	Onslow-Cole
12 ^a - 3	2'09.359	0'55.058			2'13.013	0'56.043		2'09.724	0'54.721		2'11.015	0'55.455		2'07.832	0'54.032	
13 ^a - 1	0'35.926	0'35.926		244.344	0'37.193	0'37.193	243.244	0'36.435	0'36.435	243.244	0'36.565	0'36.565	247.140	0'36.230	0'36.230	252.337
13 ^a - 2	1'15.374	0'39.448	Liberati		1'16.594	0'39.401	Basso	1'15.235	0'38.800	Hahn	1'15.661	0'39.096	Plachutta	1'14.395	0'38.165	Onslow-Cole
13 ^a - 3	2'10.245	0'54.871			2'24.297	1'07.703	PIT	3'18.465	2'03.230	PIT	3'25.233	2'09.572	PIT	2'08.596	0'54.201	
14 ^a - 1	0'36.610	0'36.610		243.244	1'50.015	1'50.015	150.209	0'53.702	0'53.702	145.357	0'52.323	0'52.323	149.585	0'36.196	0'36.196	246.576
14 ^a - 2	1'15.646	0'39.036	Liberati		2'29.567	0'39.552	Balbiani	1'32.469	0'38.767	Hellmeister	1'31.138	0'38.815	Jäger	1'15.282	0'39.086	Onslow-Cole
14 ^a - 3	3'09.530	1'53.884	PIT		2'24.588	0'55.021		2'26.627	0'54.158		2'25.764	0'54.626		2'11.254	0'55.972	
15 ^a - 1	0'52.680	0'52.680		146.342	0'35.679	0'35.679	243.793	0'35.743	0'35.743	243.244	0'35.529	0'35.529	247.707	0'37.230	0'37.230	244.344
15 ^a - 2	1'31.713	0'39.033	Ling		1'14.596	0'38.917	Balbiani	1'14.238	0'38.495	Hellmeister	1'13.815	0'38.286	Jäger	1'16.662	0'39.432	Onslow-Cole
15 ^a - 3	2'26.517	0'54.804			2'09.052	0'54.456		2'07.948	0'53.710		2'08.175	0'54.360		2'12.236	0'55.574	
16 ^a - 1	0'35.887	0'35.887		241.611	0'35.711	0'35.711	243.244	0'36.200	0'36.200	244.898	0'35.629	0'35.629	243.793	0'36.345	0'36.345	247.707
16 ^a - 2	1'14.646	0'38.759	Ling		1'14.764	0'39.053	Balbiani	1'14.704	0'38.504	Hellmeister	1'14.385	0'38.756	Jäger	1'15.164	0'38.819	Onslow-Cole
16 ^a - 3	2'09.382	0'54.736			2'09.576	0'54.812		2'08.350	0'53.646		2'08.651	0'54.266		2'10.444	0'55.280	
17 ^a - 1	0'36.030	0'36.030		243.244	0'35.654	0'35.654	242.697	0'35.555	0'35.555	244.344	0'35.313	0'35.313	246.576	0'35.949	0'35.949	246.576
17 ^a - 2	1'14.814	0'38.784	Ling		1'14.933	0'39.279	Balbiani	1'13.980	0'38.425	Hellmeister	1'13.510	0'38.197	Jäger	1'14.537	0'38.588	Onslow-Cole
17 ^a - 3	2'09.634	0'54.820			2'09.465	0'54.532		2'07.628	0'53.648		2'07.706	0'54.196		2'08.919	0'54.382	
18 ^a - 1	0'36.055	0'36.055		243.244	0'35.520	0'35.520	242.153	0'35.409	0'35.409	243.244	0'35.724	0'35.724	247.707	0'36.204	0'36.204	245.455
18 ^a - 2	1'14.870	0'38.815	Ling		1'14.208	0'38.688	Balbiani	1'13.807	0'38.398	Hellmeister	1'14.218	0'38.494	Jäger	1'14.706	0'38.502	Onslow-Cole
18 ^a - 3	2'09.384	0'54.514			2'08.961	0'54.753		2'07.273	0'53.466		2'07.872	0'53.654		3'07.083	1'52.377	PIT
19 ^a - 1	0'36.176	0'36.176		244.344	0'35.779	0'35.779	243.244	0'35.373	0'35.373	244.898	0'35.333	0'35.333	247.707	0'52.609	0'52.609	151.049
19 ^a - 2	1'14.930	0'38.754	Ling		1'14.566	0'38.787	Balbiani	1'13.780	0'38.407	Hellmeister	1'13.217					



Circuit Paul Ricard
International GT Open
RACE - 1

LAP ANALYSIS

10/06/2017

Number	11			12			16			19			20		
Lap	Lap Time	Partial	Speed	Lap Time	Partial	Speed	Lap Time	Partial	Speed	Lap Time	Partial	Speed	Lap Time	Partial	Speed
22 ^a - 1	0'35.944	0'35.944	243.793	0'35.662	0'35.662	244.344	0'36.410	0'36.410	246.014	0'35.432	0'35.432	247.140	0'36.023	0'36.023	246.576
22 ^a - 2	1'14.410	0'38.466	Ling	1'14.636	0'38.974	Balbiani	1'15.681	0'39.271	Hellmeister	1'13.512	0'38.080	Jäger	1'14.516	0'38.493	Pierburg
22 ^a - 3	2'08.802	0'54.392		2'09.240	0'54.604		2'10.422	0'54.741		2'07.447	0'53.935		2'09.080	0'54.564	
23 ^a - 1	0'35.926	0'35.926	244.344	0'35.990	0'35.990	244.898	0'36.356	0'36.356	246.576	0'36.248	0'36.248	248.276	0'36.296	0'36.296	244.344
23 ^a - 2	1'14.344	0'38.418	Ling	1'14.574	0'38.584	Balbiani	1'15.254	0'38.898	Hellmeister	1'14.541	0'38.293	Jäger	1'15.681	0'39.385	Pierburg
23 ^a - 3	2'08.951	0'54.607		2'09.242	0'54.668		2'08.989	0'53.735		2'08.265	0'53.724		2'10.726	0'55.045	
24 ^a - 1	0'36.005	0'36.005	244.898	0'36.676	0'36.676	245.455	0'35.553	0'35.553	245.455	0'35.224	0'35.224	247.140	0'36.042	0'36.042	244.344
24 ^a - 2	1'14.509	0'38.504	Ling	1'15.517	0'38.841	Balbiani	1'13.657	0'38.104	Hellmeister	1'13.198	0'37.974	Jäger	1'14.490	0'38.448	Pierburg
24 ^a - 3	2'09.018	0'54.509		2'10.851	0'55.334		2'08.232	0'54.575		2'06.822	0'53.624		2'08.803	0'54.313	
25 ^a - 1	0'35.999	0'35.999	244.344	0'36.029	0'36.029	240.001	0'36.312	0'36.312	247.707	0'35.315	0'35.315	247.140	0'36.530	0'36.530	246.576
25 ^a - 2	1'14.810	0'38.811	Ling	1'14.748	0'38.719	Balbiani	1'14.605	0'38.293	Hellmeister	1'13.355	0'38.040	Jäger	1'15.063	0'38.533	Pierburg
25 ^a - 3	2'09.407	0'54.597		2'09.121	0'54.373		2'08.405	0'53.800		2'07.111	0'53.756		2'09.766	0'54.703	
26 ^a - 1	0'36.138	0'36.138	244.344	0'35.872	0'35.872	242.697	0'35.616	0'35.616	243.244	0'35.312	0'35.312	247.140	0'35.933	0'35.933	246.014
26 ^a - 2	1'14.762	0'38.624	Ling	1'14.744	0'38.872	Balbiani	1'14.041	0'38.425	Hellmeister	1'13.474	0'38.162	Jäger	1'14.389	0'38.456	Pierburg
26 ^a - 3	2'09.202	0'54.440		2'09.106	0'54.362		2'07.777	0'53.736		2'07.294	0'53.820		2'08.944	0'54.555	
27 ^a - 1	0'36.066	0'36.066	244.898	0'35.774	0'35.774	243.244	0'35.937	0'35.937	244.898	0'36.066	0'36.066	248.276	0'36.129	0'36.129	245.455
27 ^a - 2	1'14.538	0'38.472	Ling	1'14.313	0'38.539	Balbiani	1'14.287	0'38.350	Hellmeister	1'14.984	0'38.918	Jäger	1'14.524	0'38.395	Pierburg
27 ^a - 3	2'09.127	0'54.589		2'08.570	0'54.257		2'07.921	0'53.634		2'10.051	0'55.067		2'09.432	0'54.908	
28 ^a - 1	0'35.997	0'35.997	244.344	0'35.598	0'35.598	242.153	0'35.683	0'35.683	244.898	0'35.380	0'35.380	246.576	0'36.228	0'36.228	245.455
28 ^a - 2	1'14.538	0'38.541	Ling	1'13.984	0'38.386	Balbiani	1'13.842	0'38.159	Hellmeister	1'13.721	0'38.341	Jäger	1'14.758	0'38.530	Pierburg
28 ^a - 3	2'09.483	0'54.945		2'09.922	0'55.938		2'08.045	0'54.203		2'07.778	0'54.057		2'09.769	0'55.011	
29 ^a - 1	0'36.775	0'36.775	244.344	0'35.741	0'35.741	242.153	0'36.177	0'36.177	246.576	0'35.344	0'35.344	247.707	0'36.369	0'36.369	244.898
29 ^a - 2	1'15.384	0'38.609	Ling	1'14.307	0'38.566	Balbiani	1'14.405	0'38.228	Hellmeister	1'13.393	0'38.049	Jäger	1'14.821	0'38.452	Pierburg
29 ^a - 3	2'09.987	0'54.603		2'08.508	0'54.201		2'08.345	0'53.940		2'07.150	0'53.757		2'09.952	0'55.131	
30 ^a - 1	0'35.857	0'35.857	244.898	0'35.605	0'35.605	243.244	0'35.826	0'35.826	242.697	0'35.415	0'35.415	247.140	0'36.400	0'36.400	244.344
30 ^a - 2	1'14.444	0'38.587	Ling	1'14.323	0'38.718	Balbiani	1'14.170	0'38.344	Hellmeister	1'13.525	0'38.110	Jäger	1'14.910	0'38.510	Pierburg
30 ^a - 3	2'09.684	0'55.240		2'08.589	0'54.266		2'08.140	0'53.970		2'08.381	0'54.856		2'09.655	0'54.745	
31 ^a - 1	0'36.803	0'36.803	246.014	0'35.781	0'35.781	243.793	0'35.716	0'35.716	243.793	0'35.522	0'35.522	248.276	0'36.335	0'36.335	247.707
31 ^a - 2	1'15.559	0'38.756	Ling	1'14.480	0'38.699	Balbiani	1'14.206	0'38.490	Hellmeister	1'13.582	0'38.060	Jäger	1'14.758	0'38.423	Pierburg
31 ^a - 3	2'10.205	0'54.646		2'08.871	0'54.391		2'09.241	0'55.035		2'07.524	0'53.942		2'09.825	0'55.067	
32 ^a - 1	0'36.093	0'36.093	244.898	0'35.852	0'35.852	244.898	0'35.688	0'35.688	243.793	0'35.622	0'35.622	247.140	0'36.356	0'36.356	247.707
32 ^a - 2	1'14.730	0'38.637	Ling	1'14.576	0'38.724	Balbiani	1'14.606	0'38.918	Hellmeister	1'13.831	0'38.209	Jäger	1'14.950	0'38.594	Pierburg
32 ^a - 3	2'09.284	0'54.554		2'10.042	0'55.466		2'08.846	0'54.240		2'07.533	0'53.702		2'09.566	0'54.616	
33 ^a - 1	0'36.467	0'36.467	246.576	0'36.441	0'36.441	247.707	0'35.885	0'35.885	242.697	0'35.795	0'35.795	248.848	0'36.424	0'36.424	247.707
33 ^a - 2	1'15.573	0'39.106	Ling	1'15.160	0'38.719	Balbiani	1'14.878	0'38.993	Hellmeister	1'13.905	0'38.110	Jäger	1'14.817	0'38.393	Pierburg
33 ^a - 3	2'10.767	0'55.194		2'10.205	0'55.045		2'09.888	0'55.010		2'08.233	0'54.328		2'09.744	0'54.927	

Ideal Lap	
0'35.721	0'35.721
1'13.991	0'38.270
2'08.018	0'54.027

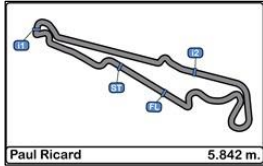
Ideal Lap	
0'35.520	0'35.520
1'13.906	0'38.386
2'08.107	0'54.201

Ideal Lap	
0'35.373	0'35.373
1'13.477	0'38.104
2'06.943	0'53.466

Ideal Lap	
0'35.224	0'35.224
1'13.108	0'37.884
2'06.732	0'53.624

Ideal Lap	
0'35.417	0'35.417
1'13.413	0'37.996
2'07.026	0'53.613

Ideal Best Lap	
0'34.272	0'34.272
1'11.990	0'37.718
2'05.254	0'53.264



Circuit Paul Ricard
International GT Open
RACE - 1

LAP ANALYSIS

10/06/2017

Number	21			22			23			24			25			
	Lap	Lap Time	Partial	Speed	Lap Time	Partial	Speed	Lap Time	Partial	Speed	Lap Time	Partial	Speed	Lap Time	Partial	Speed
22 ^a - 1	0'37.599	0'37.599		245.455	0'36.375	0'36.375	244.898	0'35.626	0'35.626	242.697	0'36.737	0'36.737	242.697	0'36.576	0'36.576	246.576
22 ^a - 2	1'17.516	0'39.917	Scheuschner		1'14.891	0'38.516	Bell	1'14.149	0'38.523	Postiglione	1'15.543	0'38.806	Tappy	1'15.960	0'39.384	Mowlem
22 ^a - 3	2'15.136	0'57.620			2'09.442	0'54.551		2'08.813	0'54.664		2'10.986	0'55.443		2'11.101	0'55.141	
23 ^a - 1	0'37.733	0'37.733		245.455	0'36.132	0'36.132	244.898	0'35.691	0'35.691	244.344	0'36.789	0'36.789	243.793	0'36.523	0'36.523	247.707
23 ^a - 2	1'17.536	0'39.803	Scheuschner		1'14.705	0'38.573	Balfe	1'14.100	0'38.409	Postiglione	1'16.367	0'39.578	Benham	1'15.075	0'38.552	Mowlem
23 ^a - 3	2'14.965	0'57.429			2'09.491	0'54.786		2'08.927	0'54.827		2'11.489	0'55.122		2'09.914	0'54.839	
24 ^a - 1	0'37.685	0'37.685		246.014	0'36.676	0'36.676	246.014	0'35.984	0'35.984	244.898	0'36.237	0'36.237	243.244	0'36.507	0'36.507	247.140
24 ^a - 2	1'17.420	0'39.735	Scheuschner		1'16.349	0'39.673	Balfe	1'15.401	0'39.417	Postiglione	1'15.027	0'38.790	Benham	1'15.024	0'38.517	Mowlem
24 ^a - 3	2'15.322	0'57.902			2'11.576	0'55.227		2'10.470	0'55.069		2'10.060	0'55.033		2'09.741	0'54.717	
25 ^a - 1	0'37.667	0'37.667		244.898	0'36.303	0'36.303	245.455	0'35.857	0'35.857	243.793	0'36.213	0'36.213	244.344	0'36.253	0'36.253	247.140
25 ^a - 2	1'17.415	0'39.748	Scheuschner		1'14.951	0'38.648	Balfe	1'14.357	0'38.500	Postiglione	1'15.067	0'38.854	Benham	1'14.839	0'38.586	Mowlem
25 ^a - 3	2'14.602	0'57.187			2'10.383	0'55.432		2'09.398	0'55.041		2'10.376	0'55.309		2'09.698	0'54.859	
26 ^a - 1	0'37.958	0'37.958		245.455	0'36.446	0'36.446	246.014	0'36.897	0'36.897	243.244	0'36.244	0'36.244	242.697	0'36.399	0'36.399	246.576
26 ^a - 2	1'17.936	0'39.978	Scheuschner		1'14.825	0'38.379	Balfe	1'15.520	0'38.623	Postiglione	1'15.267	0'39.023	Benham	1'14.958	0'38.559	Mowlem
26 ^a - 3	2'15.687	0'57.751			2'10.764	0'55.939		2'11.557	0'56.037		2'10.446	0'55.179		2'09.888	0'54.930	
27 ^a - 1	0'37.760	0'37.760		246.576	0'36.598	0'36.598	241.072	0'35.888	0'35.888	243.793	0'36.177	0'36.177	243.244	0'36.648	0'36.648	246.576
27 ^a - 2	1'17.605	0'39.845	Scheuschner		1'15.261	0'38.663	Balfe				1'15.060	0'38.883	Benham	1'16.052	0'39.404	Mowlem
27 ^a - 3	2'15.644	0'58.039			2'10.212	0'54.951					2'10.247	0'55.187		2'11.442	0'55.390	
28 ^a - 1	0'37.794	0'37.794		246.014	0'36.303	0'36.303	245.455				0'36.209	0'36.209	243.244	0'36.747	0'36.747	247.707
28 ^a - 2	1'17.873	0'40.079	Scheuschner		1'14.977	0'38.674	Balfe				1'14.917	0'38.708	Benham	1'15.427	0'38.680	Mowlem
28 ^a - 3	2'16.112	0'58.239			2'10.108	0'55.131					2'10.047	0'55.130		2'10.594	0'55.167	
29 ^a - 1	0'38.124	0'38.124		245.455	0'37.126	0'37.126	244.344				0'36.148	0'36.148	242.697	0'36.954	0'36.954	247.140
29 ^a - 2	1'18.192	0'40.068	Scheuschner		1'15.925	0'38.799	Balfe				1'15.054	0'38.906	Benham	1'15.720	0'38.766	Mowlem
29 ^a - 3	2'17.201	0'59.009			2'10.887	0'54.962					2'10.909	0'55.855		2'10.717	0'54.997	
30 ^a - 1	0'39.929	0'39.929		247.707	0'36.240	0'36.240	244.898				0'36.307	0'36.307	243.244	0'36.712	0'36.712	247.140
30 ^a - 2	1'20.048	0'40.119	Scheuschner		1'14.923	0'38.683	Balfe				1'15.299	0'38.992	Benham	1'17.024	0'40.312	Mowlem
30 ^a - 3	2'19.111	0'59.063			2'09.696	0'54.773					2'10.797	0'55.498		2'12.735	0'55.711	
31 ^a - 1	0'38.515	0'38.515		247.140	0'36.492	0'36.492	245.455				0'36.946	0'36.946	245.455	0'36.414	0'36.414	247.140
31 ^a - 2	1'18.925	0'40.410	Scheuschner		1'14.877	0'38.385	Balfe				1'16.221	0'39.275	Benham	1'15.000	0'38.586	Mowlem
31 ^a - 3	2'16.440	0'57.515			2'09.694	0'54.817					2'11.637	0'55.416		2'10.063	0'55.063	
32 ^a - 1	0'38.190	0'38.190		246.014	0'36.758	0'36.758	247.140				0'36.246	0'36.246	243.244	0'36.457	0'36.457	247.707
32 ^a - 2	1'18.302	0'40.112	Scheuschner		1'15.756	0'38.998	Balfe				1'15.237	0'38.991	Benham	1'15.120	0'38.663	Mowlem
32 ^a - 3	2'17.043	0'58.741			2'10.587	0'54.831					2'10.784	0'55.547		2'10.676	0'55.556	
33 ^a - 1					0'36.314	0'36.314	245.455				0'36.471	0'36.471	243.793			
33 ^a - 2					1'14.996	0'38.682	Balfe				1'15.308	0'38.837	Benham			
33 ^a - 3					2'10.081	0'55.085					2'11.451	0'56.143				

Ideal Lap	
0'35.934	0'35.934
1'14.534	0'38.600
2'08.827	0'54.293

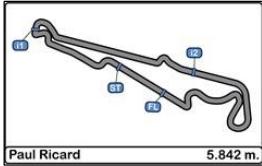
Ideal Lap	
0'35.327	0'35.327
1'13.568	0'38.241
2'07.340	0'53.772

Ideal Lap	
0'35.626	0'35.626
1'13.942	0'38.316
2'08.209	0'54.267

Ideal Lap	
0'35.653	0'35.653
1'14.019	0'38.366
2'08.411	0'54.392

Ideal Lap	
0'36.253	0'36.253
1'14.770	0'38.517
2'09.487	0'54.717

Ideal Best Lap	
0'34.272	0'34.272
1'11.990	0'37.718
2'05.254	0'53.264



Circuit Paul Ricard
International GT Open
RACE - 1

LAP ANALYSIS

10/06/2017

Number	32			33			46			48			51		
	Lap	Lap Time	Partial	Speed	Lap Time	Partial	Speed	Lap Time	Partial	Speed	Lap Time	Partial	Speed	Lap Time	Partial
22 ^a - 1	0'36.483	0'36.483	99.963	0'37.110	0'37.110	99.963	0'38.148	0'38.148	244.344	0'35.887	0'35.887	250.001			
22 ^a - 2	1'15.822	0'39.339	Galbiati	1'16.594	0'39.484	Roda	1'19.095	0'40.947	Teneketzian	1'14.255	0'38.368	Rizzo			
22 ^a - 3	2'10.945	0'55.123		2'12.910	0'56.316		2'17.434	0'58.339		2'08.906	0'54.651				
23 ^a - 1	0'36.215	0'36.215	247.707	0'36.865	0'36.865	99.965	0'38.138	0'38.138	243.793	0'36.501	0'36.501	248.276			
23 ^a - 2	1'15.334	0'39.119	Galbiati	1'15.959	0'39.094	Roda	1'18.454	0'40.316	Teneketzian	1'14.970	0'38.469	Rizzo			
23 ^a - 3	2'10.208	0'54.874		2'13.550	0'57.591		2'16.802	0'58.348		2'09.194	0'54.224				
24 ^a - 1	0'36.344	0'36.344	99.966	0'37.866	0'37.866	229.788	0'39.249	0'39.249	243.793	0'35.893	0'35.893	252.928			
24 ^a - 2	1'15.372	0'39.028	Galbiati	1'17.100	0'39.234	Roda	1'19.799	0'40.550	Teneketzian	1'14.248	0'38.355	Rizzo			
24 ^a - 3	2'10.122	0'54.750		2'13.637	0'56.537		2'17.559	0'57.760		2'08.681	0'54.433				
25 ^a - 1	0'36.509	0'36.509	250.000	0'37.504	0'37.504	99.968	0'38.367	0'38.367	243.793	0'36.532	0'36.532	251.749			
25 ^a - 2	1'15.480	0'38.971	Galbiati	1'16.744	0'39.240	Roda	1'18.700	0'40.333	Teneketzian	1'15.000	0'38.468	Rizzo			
25 ^a - 3	2'10.385	0'54.905		2'13.207	0'56.463		2'16.759	0'58.059		2'09.878	0'54.878				
26 ^a - 1	0'36.370	0'36.370	250.581	0'36.957	0'36.957	99.969	0'38.469	0'38.469	244.344	0'36.268	0'36.268	249.423			
26 ^a - 2	1'15.395	0'39.025	Galbiati	1'16.123	0'39.166	Roda	1'18.836	0'40.367	Teneketzian	1'14.877	0'38.609	Rizzo			
26 ^a - 3	2'10.045	0'54.650		2'13.109	0'56.986		2'16.844	0'58.008		2'09.773	0'54.896				
27 ^a - 1	0'36.327	0'36.327	251.749	0'37.624	0'37.624	99.971	0'38.383	0'38.383	243.244	0'36.330	0'36.330	252.337			
27 ^a - 2	1'15.328	0'39.001	Galbiati	1'16.966	0'39.342	Roda	1'19.654	0'41.271	Teneketzian	1'15.854	0'39.524	Rizzo			
27 ^a - 3	2'11.368	0'56.040		2'13.450	0'56.484		2'17.780	0'58.126		2'10.751	0'54.897				
28 ^a - 1	0'36.300	0'36.300	99.971	0'36.733	0'36.733	99.972	0'38.941	0'38.941	243.793	0'35.946	0'35.946	249.423			
28 ^a - 2	1'15.032	0'38.732	Galbiati	1'16.184	0'39.451	Roda	1'19.583	0'40.642	Teneketzian	1'14.871	0'38.925	Rizzo			
28 ^a - 3	2'10.491	0'55.459		2'12.561	0'56.377		2'18.436	0'58.853		2'10.311	0'55.440				
29 ^a - 1	0'36.453	0'36.453	99.972	0'36.967	0'36.967	99.973	0'38.940	0'38.940	244.344	0'36.632	0'36.632	250.581			
29 ^a - 2	1'15.319	0'38.866	Galbiati	1'16.429	0'39.462	Roda	1'19.737	0'40.797	Teneketzian	1'15.353	0'38.721	Rizzo			
29 ^a - 3	2'10.037	0'54.718		2'14.583	0'58.154		2'18.817	0'59.080		2'10.581	0'55.228				
30 ^a - 1	0'36.577	0'36.577	99.973	0'37.269	0'37.269	99.974	0'38.758	0'38.758	244.898	0'37.234	0'37.234	252.928			
30 ^a - 2	1'15.448	0'38.871	Galbiati	1'16.687	0'39.418	Roda	1'20.462	0'41.704	Teneketzian	1'16.384	0'39.150	Rizzo			
30 ^a - 3	2'10.396	0'54.948		2'13.055	0'56.368		2'21.047	1'00.585		2'10.857	0'54.473				
31 ^a - 1	0'36.501	0'36.501	99.974	0'36.946	0'36.946	99.975	0'39.456	0'39.456	244.344	0'36.379	0'36.379	250.000			
31 ^a - 2	1'15.282	0'38.781	Galbiati	1'16.283	0'39.337	Roda	1'20.507	0'41.051	Teneketzian	1'16.093	0'39.714	Rizzo			
31 ^a - 3	2'10.004	0'54.722		2'13.182	0'56.899		2'19.367	0'58.860		2'10.851	0'54.758				
32 ^a - 1	0'36.343	0'36.343	99.975	0'37.172	0'37.172	99.975	0'39.319	0'39.319	243.793	0'35.869	0'35.869	247.707			
32 ^a - 2	1'15.269	0'38.926	Galbiati	1'17.042	0'39.870	Roda	1'20.869	0'41.550	Teneketzian	1'14.261	0'38.392	Rizzo			
32 ^a - 3	2'09.806	0'54.537		2'13.697	0'56.655		2'20.041	0'59.172		2'08.937	0'54.676				
33 ^a - 1	0'36.495	0'36.495	99.976							0'36.281	0'36.281	248.848			
33 ^a - 2	1'15.371	0'38.876	Galbiati							1'14.823	0'38.542	Rizzo			
33 ^a - 3	2'10.689	0'55.318								2'09.919	0'55.096				

Ideal Lap	
0'35.748	0'35.748
1'14.104	0'38.356
2'08.057	0'53.953

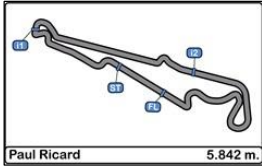
Ideal Lap	
0'36.163	0'36.163
1'14.803	0'38.640
2'10.228	0'55.425

Ideal Lap	
0'35.198	0'35.198
1'13.285	0'38.087
2'07.038	0'53.753

Ideal Lap	
0'35.443	0'35.443
1'13.530	0'38.087
2'07.692	0'54.162

Ideal Lap	
0'35.547	0'35.547
1'13.537	0'37.990
2'06.933	0'53.396

Ideal Best Lap	
0'34.272	0'34.272
1'11.990	0'37.718
2'05.254	0'53.264



Circuit Paul Ricard
International GT Open
RACE - 1

LAP ANALYSIS

10/06/2017

Number	54			55			65			74			88			
	Lap	Lap Time	Partial	Speed	Lap Time	Partial	Speed	Lap Time	Partial	Speed	Lap Time	Partial	Speed	Lap Time	Partial	Speed
22 ^a - 1	0'35.911	0'35.911		243.793				0'36.049	0'36.049	246.576	0'35.736	0'35.736	242.697	0'35.735	0'35.735	243.793
22 ^a - 2	1'14.421	0'38.510	Frommenwiler					1'14.493	0'38.444	Rueda	1'14.393	0'38.657	Konrad	1'14.087	0'38.352	Ledogar
22 ^a - 3	2'08.793	0'54.372						2'09.350	0'54.857		2'08.518	0'54.125		2'08.506	0'54.419	
23 ^a - 1	0'35.948	0'35.948		243.244				0'35.915	0'35.915	246.576	0'35.945	0'35.945	243.244	0'35.536	0'35.536	243.244
23 ^a - 2	1'14.526	0'38.578	Frommenwiler					1'14.297	0'38.382	Rueda	1'14.732	0'38.787	Konrad	1'13.891	0'38.355	Ledogar
23 ^a - 3	2'08.845	0'54.319						2'08.970	0'54.673		2'08.971	0'54.239		2'08.275	0'54.384	
24 ^a - 1	0'35.831	0'35.831		243.244				0'35.923	0'35.923	247.140	0'36.078	0'36.078	243.793	0'35.652	0'35.652	243.793
24 ^a - 2	1'14.372	0'38.541	Frommenwiler					1'14.421	0'38.498	Rueda	1'14.828	0'38.750	Konrad	1'13.891	0'38.239	Ledogar
24 ^a - 3	2'09.056	0'54.684						2'09.160	0'54.739		2'08.794	0'53.966		2'08.181	0'54.290	
25 ^a - 1	0'36.291	0'36.291		242.153				0'36.257	0'36.257	246.576	0'36.361	0'36.361	244.898	0'35.625	0'35.625	244.344
25 ^a - 2	1'14.831	0'38.540	Frommenwiler					1'14.736	0'38.479	Rueda	1'15.716	0'39.355	Konrad	1'13.997	0'38.372	Ledogar
25 ^a - 3	2'09.229	0'54.398						2'09.518	0'54.782		2'11.604	0'55.888		2'08.587	0'54.590	
26 ^a - 1	0'36.046	0'36.046		243.244				0'36.198	0'36.198	246.014	0'36.598	0'36.598	246.014	0'35.492	0'35.492	243.244
26 ^a - 2	1'14.739	0'38.693	Frommenwiler					1'14.574	0'38.376	Rueda	1'15.167	0'38.569	Konrad	1'13.853	0'38.361	Ledogar
26 ^a - 3	2'09.160	0'54.421						2'09.079	0'54.505		2'09.125	0'53.958		2'08.273	0'54.420	
27 ^a - 1	0'36.017	0'36.017		243.244				0'35.954	0'35.954	246.576	0'35.746	0'35.746	243.244	0'36.140	0'36.140	245.455
27 ^a - 2	1'14.653	0'38.636	Frommenwiler					1'14.210	0'38.256	Rueda	1'14.189	0'38.443	Konrad	1'14.618	0'38.478	Ledogar
27 ^a - 3	2'09.156	0'54.503						2'09.096	0'54.886		2'07.892	0'53.703		2'09.193	0'54.575	
28 ^a - 1	0'36.264	0'36.264		243.244				0'35.971	0'35.971	246.014	0'36.800	0'36.800	243.244	0'36.438	0'36.438	245.455
28 ^a - 2	1'14.800	0'38.536	Frommenwiler					1'14.200	0'38.229	Rueda	1'15.191	0'38.391	Konrad	1'14.841	0'38.403	Ledogar
28 ^a - 3	2'09.276	0'54.476						2'08.777	0'54.577		2'08.957	0'53.766		2'09.507	0'54.666	
29 ^a - 1	0'36.252	0'36.252		243.793				0'35.950	0'35.950	246.576	0'35.763	0'35.763	243.793	0'35.500	0'35.500	243.793
29 ^a - 2	1'14.967	0'38.715	Frommenwiler					1'14.362	0'38.412	Rueda	1'14.095	0'38.332	Konrad	1'14.033	0'38.533	Ledogar
29 ^a - 3	2'09.898	0'54.931						2'09.847	0'55.485		2'08.046	0'53.951		2'08.436	0'54.403	
30 ^a - 1	0'36.204	0'36.204		243.793				0'36.227	0'36.227	247.140	0'35.934	0'35.934	243.793	0'35.612	0'35.612	243.244
30 ^a - 2	1'14.840	0'38.636	Frommenwiler					1'14.677	0'38.450	Rueda	1'14.394	0'38.460	Konrad	1'14.030	0'38.418	Ledogar
30 ^a - 3	2'10.150	0'55.310						2'09.575	0'54.898		2'08.234	0'53.840		2'08.470	0'54.440	
31 ^a - 1	0'36.189	0'36.189		243.793				0'36.484	0'36.484	248.848	0'35.627	0'35.627	244.344	0'35.537	0'35.537	244.898
31 ^a - 2	1'15.595	0'39.406	Frommenwiler					1'14.949	0'38.465	Rueda	1'13.969	0'38.342	Konrad	1'13.851	0'38.314	Ledogar
31 ^a - 3	2'10.168	0'54.573						2'09.532	0'54.583		2'07.920	0'53.951		2'08.206	0'54.355	
32 ^a - 1	0'36.166	0'36.166		244.344				0'36.521	0'36.521	246.576	0'35.864	0'35.864	245.455	0'35.538	0'35.538	244.344
32 ^a - 2	1'15.028	0'38.862	Frommenwiler					1'15.336	0'38.815	Rueda	1'14.384	0'38.520	Konrad	1'13.834	0'38.296	Ledogar
32 ^a - 3	2'09.456	0'54.428						2'10.541	0'55.205		2'08.812	0'54.428		2'07.996	0'54.162	
33 ^a - 1	0'36.325	0'36.325		244.344				0'36.910	0'36.910	246.014	0'36.129	0'36.129	244.344	0'35.523	0'35.523	244.344
33 ^a - 2	1'14.968	0'38.643	Frommenwiler					1'15.167	0'38.257	Rueda	1'14.838	0'38.709	Konrad	1'13.987	0'38.464	Ledogar
33 ^a - 3	2'10.006	0'55.038						2'09.959	0'54.792		2'09.027	0'54.189		2'08.866	0'54.879	

Ideal Lap	
0'35.697	0'35.697
1'14.055	0'38.358
2'07.548	0'53.493

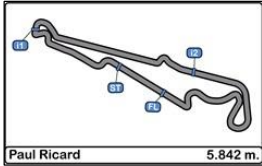
Ideal Lap	
0'35.846	0'35.846
1'14.460	0'38.614
2'08.608	0'54.148

Ideal Lap	
0'35.688	0'35.688
1'13.889	0'38.201
2'08.224	0'54.335

Ideal Lap	
0'35.627	0'35.627
1'13.959	0'38.332
2'07.662	0'53.703

Ideal Lap	
0'35.492	0'35.492
1'13.731	0'38.239
2'07.893	0'54.162

Ideal Best Lap	
0'34.272	0'34.272
1'11.990	0'37.718
2'05.254	0'53.264

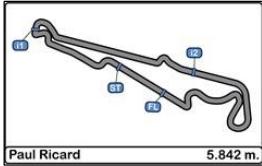


Circuit Paul Ricard
International GT Open
RACE - 1

LAP ANALYSIS

10/06/2017

Number	99			488		
	Lap Time	Partial	Speed	Lap Time	Partial	Speed
1 ^a - 1			226.891	0'40.737	0'40.737	222.223
1 ^a - 2	1'25.827	1'25.827	Coimbra	1'19.437	0'38.700	Mac
1 ^a - 3	2'21.075	0'55.248		2'14.121	0'54.684	
2 ^a - 1	0'36.632	0'36.632	241.611	0'35.528	0'35.528	247.140
2 ^a - 2	1'15.612	0'38.980	Coimbra	1'13.836	0'38.308	Mac
2 ^a - 3	2'10.011	0'54.399		2'07.924	0'54.088	
3 ^a - 1	0'36.044	0'36.044	240.535	0'35.534	0'35.534	248.276
3 ^a - 2	1'14.891	0'38.847	Coimbra	1'14.046	0'38.512	Mac
3 ^a - 3	2'09.505	0'54.614		2'08.050	0'54.004	
4 ^a - 1	0'37.104	0'37.104	241.072	0'35.306	0'35.306	247.140
4 ^a - 2	1'16.708	0'39.604	Coimbra	1'13.531	0'38.225	Mac
4 ^a - 3	2'12.106	0'55.398		2'06.795	0'53.264	
5 ^a - 1	0'36.785	0'36.785	243.244	0'35.283	0'35.283	244.898
5 ^a - 2	1'15.490	0'38.705	Coimbra	1'13.166	0'37.883	Mac
5 ^a - 3	2'09.867	0'54.377		2'06.515	0'53.349	
6 ^a - 1	0'36.385	0'36.385	243.244	0'35.324	0'35.324	245.455
6 ^a - 2	1'15.307	0'38.922	Coimbra	1'13.170	0'37.846	Mac
6 ^a - 3	2'09.823	0'54.516		2'06.685	0'53.515	
7 ^a - 1	0'36.341	0'36.341	242.697	0'35.214	0'35.214	246.014
7 ^a - 2	1'15.121	0'38.780	Coimbra	1'13.212	0'37.998	Mac
7 ^a - 3	2'09.636	0'54.515		2'07.184	0'53.972	
8 ^a - 1	0'36.181	0'36.181	243.244	0'36.268	0'36.268	247.140
8 ^a - 2	1'15.015	0'38.834	Coimbra	1'15.300	0'39.032	Mac
8 ^a - 3	2'09.905	0'54.890		2'09.068	0'53.768	
9 ^a - 1	0'36.026	0'36.026	241.611	0'36.214	0'36.214	247.140
9 ^a - 2	1'14.863	0'38.837	Coimbra	1'14.997	0'38.783	Mac
9 ^a - 3	2'09.756	0'54.893		2'08.907	0'53.910	
10 ^a - 1	0'36.176	0'36.176	242.697	0'36.174	0'36.174	246.576
10 ^a - 2	1'15.063	0'38.887	Coimbra	1'14.480	0'38.306	Mac
10 ^a - 3	2'09.863	0'54.800		2'08.753	0'54.273	
11 ^a - 1	0'36.296	0'36.296	241.611	0'36.404	0'36.404	245.455
11 ^a - 2	1'15.050	0'38.754	Coimbra	1'14.620	0'38.216	Mac
11 ^a - 3	2'09.619	0'54.569		2'08.154	0'53.534	
12 ^a - 1	0'36.375	0'36.375	242.153	0'35.830	0'35.830	247.707
12 ^a - 2	1'15.242	0'38.867	Coimbra	1'14.494	0'38.664	Mac
12 ^a - 3	2'09.821	0'54.579		2'09.034	0'54.540	
13 ^a - 1	0'36.114	0'36.114	242.697	0'36.785	0'36.785	244.898
13 ^a - 2	1'14.948	0'38.834	Coimbra	1'14.870	0'38.085	Mac
13 ^a - 3	2'09.844	0'54.896		2'09.318	0'54.448	
14 ^a - 1	0'36.272	0'36.272	241.611	0'36.851	0'36.851	247.140
14 ^a - 2	1'15.478	0'39.206	Coimbra	1'16.275	0'39.424	Mac
14 ^a - 3	2'11.465	0'55.987		2'13.040	0'56.765	
15 ^a - 1	0'37.309	0'37.309	241.611	0'36.863	0'36.863	243.793
15 ^a - 2	1'19.160	0'41.851	Coimbra	1'16.325	0'39.462	Mac
15 ^a - 3	2'16.737	0'57.577		2'11.789	0'55.464	
16 ^a - 1	0'37.470	0'37.470	243.244	0'36.435	0'36.435	246.014
16 ^a - 2	1'16.895	0'39.425	Coimbra	1'15.214	0'38.779	Mac
16 ^a - 3	2'12.773	0'55.878		3'07.845	1'52.631	PIT
17 ^a - 1	0'36.725	0'36.725	241.611	0'51.995	0'51.995	150.418
17 ^a - 2	1'15.959	0'39.234	Coimbra	1'30.770	0'38.775	Ramos
17 ^a - 3	2'11.212	0'55.253		2'24.631	0'53.861	
18 ^a - 1	0'36.755	0'36.755	242.697	0'35.584	0'35.584	244.898
18 ^a - 2	1'16.023	0'39.268	Coimbra	1'13.932	0'38.348	Ramos
18 ^a - 3	2'21.560	1'05.537	PIT	2'08.408	0'54.476	
19 ^a - 1	1'47.481	1'47.481	147.743	0'35.576	0'35.576	244.898
19 ^a - 2	2'27.699	0'40.218	Silva	1'13.749	0'38.173	Ramos
19 ^a - 3	3'24.244	0'56.545		2'07.709	0'53.960	
20 ^a - 1	0'37.200	0'37.200	241.072	0'35.669	0'35.669	244.898
20 ^a - 2	1'16.536	0'39.336	Silva	1'13.845	0'38.176	Ramos
20 ^a - 3	2'13.007	0'56.471		2'08.200	0'54.355	
21 ^a - 1	0'39.125	0'39.125	243.244	0'35.530	0'35.530	245.455
21 ^a - 2	1'18.053	0'38.928	Silva	1'13.631	0'38.101	Ramos
21 ^a - 3	2'14.313	0'56.260		2'07.718	0'54.087	



Circuit Paul Ricard
International GT Open
RACE - 1

LAP ANALYSIS

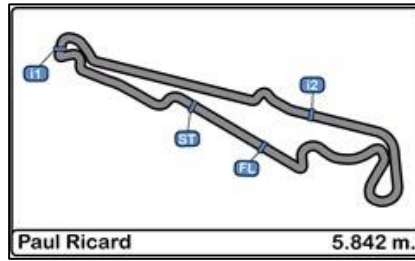
10/06/2017

Number	99			488		
	Lap Time	Partial	Speed	Lap Time	Partial	Speed
22 ^a - 1	0'37.217	0'37.217	241.611	0'35.754	0'35.754	246.014
22 ^a - 2	1'16.186	0'38.969	Silva	1'14.006	0'38.252	Ramos
22 ^a - 3	2'11.626	0'55.440		2'08.048	0'54.042	
23 ^a - 1	0'36.918	0'36.918	243.244	0'35.557	0'35.557	246.014
23 ^a - 2	1'16.172	0'39.254	Silva	1'13.828	0'38.271	Ramos
23 ^a - 3	2'11.988	0'55.816		2'08.156	0'54.328	
24 ^a - 1	0'36.994	0'36.994	241.611	0'35.416	0'35.416	245.455
24 ^a - 2	1'16.347	0'39.353	Silva	1'13.526	0'38.110	Ramos
24 ^a - 3	2'12.128	0'55.781		2'07.629	0'54.103	
25 ^a - 1	0'37.810	0'37.810	241.611	0'35.662	0'35.662	246.014
25 ^a - 2	1'17.362	0'39.552	Silva	1'14.277	0'38.615	Ramos
25 ^a - 3	2'13.131	0'55.769		2'08.552	0'54.275	
26 ^a - 1	0'38.013	0'38.013	243.244	0'35.564	0'35.564	246.014
26 ^a - 2	1'17.204	0'39.191	Silva	1'13.753	0'38.189	Ramos
26 ^a - 3	2'12.512	0'55.308		2'08.088	0'54.335	
27 ^a - 1	0'36.867	0'36.867	242.153	0'36.042	0'36.042	246.014
27 ^a - 2	1'16.089	0'39.222	Silva	1'15.547	0'39.505	Ramos
27 ^a - 3	2'11.708	0'55.619		2'09.540	0'53.993	
28 ^a - 1	0'37.002	0'37.002	242.697	0'35.939	0'35.939	246.576
28 ^a - 2	1'16.780	0'39.778	Silva	1'14.251	0'38.312	Ramos
28 ^a - 3	2'12.630	0'55.850		2'08.537	0'54.286	
29 ^a - 1	0'36.620	0'36.620	243.244	0'35.807	0'35.807	245.455
29 ^a - 2	1'15.686	0'39.066	Silva	1'13.832	0'38.025	Ramos
29 ^a - 3	2'10.803	0'55.117		2'08.170	0'54.338	
30 ^a - 1	0'36.784	0'36.784	243.244	0'35.574	0'35.574	245.455
30 ^a - 2	1'15.837	0'39.053	Silva	1'13.562	0'37.988	Ramos
30 ^a - 3	2'11.515	0'55.678		2'08.679	0'55.117	
31 ^a - 1	0'36.730	0'36.730	243.244	0'35.668	0'35.668	246.014
31 ^a - 2	1'15.714	0'38.984	Silva	1'13.715	0'38.047	Ramos
31 ^a - 3	2'11.613	0'55.899		2'08.168	0'54.453	
32 ^a - 1	0'36.985	0'36.985	243.793	0'35.769	0'35.769	246.576
32 ^a - 2	1'16.030	0'39.045	Silva	1'13.998	0'38.229	Ramos
32 ^a - 3	2'11.552	0'55.522		2'08.133	0'54.135	
33 ^a - 1	0'36.506	0'36.506	243.793	0'36.044	0'36.044	246.014
33 ^a - 2	1'15.439	0'38.933	Silva	1'14.220	0'38.176	Ramos
33 ^a - 3	2'10.815	0'55.376		2'08.519	0'54.299	

Ideal Lap	
0'36.026	0'36.026
1'14.731	0'38.705
2'09.108	0'54.377

Ideal Lap	
0'35.214	0'35.214
1'13.060	0'37.846
2'06.324	0'53.264

Ideal Best Lap	
0'34.272	0'34.272
1'11.990	0'37.718
2'05.254	0'53.264

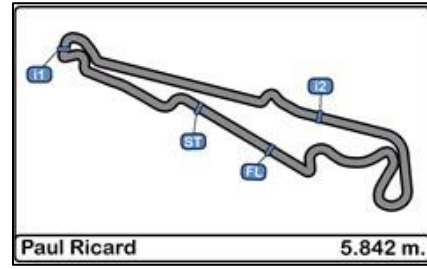


Circuit Paul Ricard
International GT Open
RACE - 1

Best Sectors Results

10/06/2017

Sector - 1				Sector - 2				Sector - 3				Ideal Lap vs Best Lap			
Ord.	Nº	Driver	Time	Nº	Driver	Time	Nº	Driver	Time	Ord.	Nº	Driver	Ideal Lap	Best Lap	Ord.
1	10	Witt - Meadows	34.272	5	Songyang - Caldarelli	37.718	488	Ramos - Mac	53.264	1	5	Songyang - Caldarelli	2'05.888	2'05.918	1
2	5	Songyang - Caldarelli	34.842	488	Ramos - Mac	37.846	5	Songyang - Caldarelli	53.328	2	488	Ramos - Mac	2'06.324	2'06.515	2
3	8	Perazzini - Cioci	34.986	19	Plachutta - Jäger	37.884	51	Beirão da Veiga - Farfus	53.396	3	8	Perazzini - Cioci	2'06.453	2'06.656	3
4	46	Teneketzian - De Narda	35.198	8	Perazzini - Cioci	37.942	16	Hahn - Hellmeister	53.466	4	10	Witt - Meadows	2'06.579	2'08.048	14
5	488	Ramos - Mac	35.214	51	Beirão da Veiga - Farfus	37.990	54	Costa - Frommenwiler	53.493	5	19	Plachutta - Jäger	2'06.732	2'06.822	4
6	19	Plachutta - Jäger	35.224	20	Pierburg - Onslow-Cole	37.996	8	Perazzini - Cioci	53.525	6	51	Beirão da Veiga - Farfus	2'06.933	2'06.933	5
7	22	Balfe - Bell	35.327	46	Teneketzian - De Narda	38.087	20	Pierburg - Onslow-Cole	53.613	7	16	Hahn - Hellmeister	2'06.943	2'07.273	8
8	1	Biagi - Venturini	35.336	48	Moiseev - Rizzo	38.087	19	Plachutta - Jäger	53.624	8	20	Pierburg - Onslow-Cole	2'07.026	2'07.244	7
9	16	Hahn - Hellmeister	35.373	16	Hahn - Hellmeister	38.104	74	Hrachowina - Konrad	53.703	9	46	Teneketzian - De Narda	2'07.038	2'07.051	6
10	20	Pierburg - Onslow-Cole	35.417	1	Biagi - Venturini	38.160	46	Teneketzian - De Narda	53.753	10	1	Biagi - Venturini	2'07.290	2'07.634	10
11	48	Moiseev - Rizzo	35.443	65	Bouvang - Rueda	38.201	22	Balfe - Bell	53.772	11	22	Balfe - Bell	2'07.340	2'07.386	9
12	88	West - Ledogar	35.492	88	West - Ledogar	38.239	1	Biagi - Venturini	53.794	12	54	Costa - Frommenwiler	2'07.548	2'07.818	11
13	12	Basso - Balbiani	35.520	22	Balfe - Bell	38.241	32	Grenier - Galbiati	53.953	13	74	Hrachowina - Konrad	2'07.662	2'07.892	12
14	51	Beirão da Veiga - Farfus	35.547	10	Witt - Meadows	38.266	11	Liberati - Ling	54.027	14	48	Moiseev - Rizzo	2'07.692	2'08.348	15
15	23	Postiglione - Fontana	35.626	11	Liberati - Ling	38.270	10	Witt - Meadows	54.041	15	88	West - Ledogar	2'07.893	2'07.996	13
16	74	Hrachowina - Konrad	35.627	23	Postiglione - Fontana	38.316	55	Farnbacher - Farnbacher	54.148	16	11	Liberati - Ling	2'08.018	2'08.771	21
17	24	Benham - Tappy	35.653	74	Hrachowina - Konrad	38.332	48	Moiseev - Rizzo	54.162	17	32	Grenier - Galbiati	2'08.057	2'08.390	16
18	65	Bouvang - Rueda	35.688	32	Grenier - Galbiati	38.356	88	West - Ledogar	54.162	18	12	Basso - Balbiani	2'08.107	2'08.508	18
19	54	Costa - Frommenwiler	35.697	54	Costa - Frommenwiler	38.358	12	Basso - Balbiani	54.201	19	23	Postiglione - Fontana	2'08.209	2'08.740	20
20	11	Liberati - Ling	35.721	24	Benham - Tappy	38.366	23	Postiglione - Fontana	54.267	20	65	Bouvang - Rueda	2'08.224	2'08.406	17
21	32	Grenier - Galbiati	35.748	7	Sini - Calamia	38.383	21	Still - Scheuschner	54.293	21	24	Benham - Tappy	2'08.411	2'08.682	19
22	7	Sini - Calamia	35.813	12	Basso - Balbiani	38.386	65	Bouvang - Rueda	54.335	22	55	Farnbacher - Farnbacher	2'08.608	2'08.788	22
23	55	Farnbacher - Farnbacher	35.846	25	Dunbar - Mowlem	38.517	99	Coimbra - Silva	54.377	23	7	Sini - Calamia	2'08.693	2'08.971	23
24	21	Still - Scheuschner	35.934	21	Still - Scheuschner	38.600	24	Benham - Tappy	54.392	24	21	Still - Scheuschner	2'08.827	2'09.049	24
25	99	Coimbra - Silva	36.026	55	Farnbacher - Farnbacher	38.614	7	Sini - Calamia	54.497	25	99	Coimbra - Silva	2'09.108	2'09.505	25
26	33	Roda - Giraudi	36.163	33	Roda - Giraudi	38.640	25	Dunbar - Mowlem	54.717	26	25	Dunbar - Mowlem	2'09.487	2'09.698	26
27	25	Dunbar - Mowlem	36.253	99	Coimbra - Silva	38.705	33	Roda - Giraudi	55.425	27	33	Roda - Giraudi	2'10.228	2'10.535	27



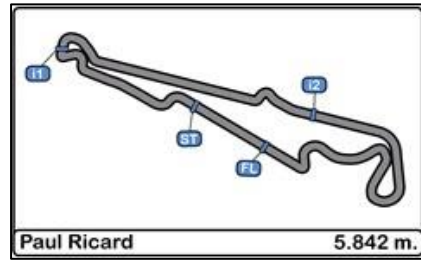
Circuit Paul Ricard
International GT Open
RACE - 1

Best Top Speeds

10/06/2017

Ord.	Nº	Entrant / Team	Nat.	Driver	Nat.	St.	Driver 2	Nat.	St.	Vehicle	Cat.	Cla.	Top 1		Top 2		Top 3		Top 4		Top 5		Avg.
													Km/h	Lap	Km/h	Lap	Km/h	Lap	Km/h	Lap	Km/h	Lap	
1	48	Spirit of Race / Kaspersky Motorsport	CHE	Alex Moiseev	RUS	Bronze	Davide Rizzo	ITA	Bronze	Ferrari 488 GT3	AM	1º	252.927	24	252.927	30	252.336	27	251.748	6	251.748	25	252.338
2	20	SPS Automotive Performance	DEU	Valentin Pierburg	DEU	Bronze	Tom Onslow-Cole	GBR	Gold	Mercedes AMG GT3	PROAM	1º	252.336	13	250.000	7	250.000	8	250.000	9	249.423	12	250.352
3	8	AF Corse	ITA	Piergiuseppe Perazzini	ITA	Bronze	Marco Cioci	ITA	Gold	Ferrari 488 GT3	PROAM	2º	251.748	22	250.580	31	250.000	27	250.000	30	248.848	17	250.235
4	32	Antonelli Motorsport	ITA	Mikaël Grenier	CAN	Silver	Kikko Galbiati	ITA	Silver	Lamborghini Huracan GT3	PRO	1º	251.748	27	251.163	16	250.580	26	250.000	25	249.423	4	250.583
5	10	Jordan Racing	GBR	Jordan Witt	GBR	Bronze	Michael Meadows	GBR	Gold	Bentley GT3	PROAM	3º	251.163	3	249.423	18	249.423	25	249.423	27	249.423	28	249.771
6	7	Solaris Motorsport	ITA	Francesco Sini	ITA	Gold	Mauro Calamia	CHE	Silver	Aston Martin Vantage GT3	PRO	2º	250.580	11	250.000	5	250.000	6	250.000	7	249.423	10	250.001
7	51	RACE / BMW Team Teo Martin	ESP	Lourenço Beirão da Veiga	PRT	Silver	Augusto Farfus	BRA	Platinum	BMW M6 GT3	PRO	3º	250.580	13	248.848	14	248.276	16	248.276	10	247.706	8	248.737
8	19	Lechner Racing	AUT	Mario Plachutta	AUT	Bronze	Thomas Jäger	AUT	Gold	Mercedes AMG GT3	PROAM	4º	248.848	33	248.276	21	248.276	23	248.276	27	248.276	31	248.390
9	65	RACE / BMW Team Teo Martin	ESP	Victor Bouveng	SWE	Silver	Fran Rueda	ESP	Silver	BMW M6 GT3	PRO	4º	248.848	31	247.706	2	247.706	21	247.140	19	247.140	30	247.708
10	25	FF Corse	GBR	Ivor Dunbar	GBR	Bronze	Johnny Mowlem	GBR	Gold	Ferrari 488 GT3	PROAM	5º	248.276	16	247.706	23	247.706	18	247.706	28	247.706	32	247.820
11	488	Spirit of Race	CHE	Miguel Ramos	PRT	Silver	Mikkel Mac	DNK	Gold	Ferrari 488 GT3	PRO	5º	248.276	3	247.706	12	247.140	9	247.140	14	247.140	2	247.480
12	1	Imperiale Racing	ITA	Thomas Biagi	ITA	Gold	Giovanni Venturini	ITA	Gold	Lamborghini Huracan GT3	PRO	6º	247.706	22	247.706	25	247.140	13	247.140	23	247.140	28	247.366
13	12	Sports and You	PRT	Marcio Basso	BRA	Bronze	José Balbiani	ARG	Bronze	Mercedes AMG GT3	AM	2º	247.706	33	245.455	24	244.898	21	244.898	23	244.898	32	245.571
14	16	Drivex School	ESP	Marcelo Hahn	BRA	Bronze	Alan Hellmeister	BRA	Bronze	Mercedes AMG GT3	PROAM	6º	247.706	25	246.575	29	246.575	21	246.575	23	246.014	20	246.689
15	21	Konrad Motorsport	DEU	Hendrick Still	DEU	Silver	Paul Scheuschner	DEU	Bronze	Lamborghini Huracan GT3	PROAM	7º	247.706	30	247.706	2	247.706	3	247.140	31	246.575	27	247.367
16	22	Shaun Balfe / Balfe Motorsport	GBR	Shaun Balfe	GBR	Bronze	Rob Bell	GBR	Platinum	McLaren 650 S GT3 2015	PROAM	8º	247.140	32	246.575	17	246.014	18	246.014	21	246.014	24	246.351
17	46	Bruno Abric / AB Sport Auto	FRA	Harry Teneketzian	FRA	Bronze	Joffrey De Narda	FRA	Silver	Lamborghini Huracan GT3	PROAM	9º	247.140	16	246.575	15	246.575	21	246.014	4	246.014	11	246.464
18	74	MS Racing	AUT	Alexander Hrachowina	AUT	Bronze	Martin Konrad	AUT	Bronze	Mercedes AMG GT3	AM	3º	247.140	15	246.014	26	245.455	32	244.898	25	244.898	9	245.681
19	11	Ratón Racing	ITA	Edoardo Liberati	ITA	Silver	Kang Ling	CHN	Silver	Lamborghini Huracan GT3	PRO	7º	246.575	33	246.014	31	245.455	4	245.455	10	244.898	20	245.679
20	23	Imperiale Racing	ITA	Vito Postiglione	ITA	Gold	Andrea Fontana	ITA	Silver	Lamborghini Huracan GT3	PRO	8º	246.575	6	246.014	2	245.455	11	244.898	10	244.898	5	245.568
21	88	Garage 59	GBR	Alexander West	SWE	Bronze	Côme Ledogar	FRA	Platinum	McLaren 650 S GT3 2015	PROAM	10º	246.014	18	245.455	27	245.455	28	244.898	31	244.344	15	245.233
22	24	Garage 59	GBR	Michael Benham	GBR	Bronze	Duncan Tappy	GBR	Gold	McLaren 650 S GT3 2015	PROAM	11º	245.455	17	245.455	16	245.455	31	244.898	2	244.344	12	245.121
23	5	SF Racing	CHN	Fu Songyang	CHN	Bronze	Andrea Caldarelli	ITA	Gold	Ferrari 488 GT3	PROAM	12º	244.344	28	244.344	30	243.243	16	243.243	21	243.243	23	243.684
24	54	Emil Frey Lexus Racing	CHE	Albert Costa	ESP	Gold	Philipp Frommenwiler	CHE	Silver	Lexus RC-F GT3	PRO	9º	244.344	16	244.344	21	244.344	32	244.344	33	243.792	30	244.234
25	99	Sports and You	PRT	António Coimbra	PRT	Bronze	Luis Silva	PRT	Bronze	Mercedes AMG GT3	AM	4º	243.792	32	243.792	33	243.243	5	243.243	6	243.243	8	243.463
26	55	Farnbacher Racing	DEU	Dominik Farnbacher	DEU	Gold	Mario Farnbacher	DEU	Silver	Lexus RC-F GT3	PRO	10º	243.243	4	242.697	3	242.152	5	242.152	6	241.611	7	242.371
27	33	Antonelli Motorsport	ITA	Davide Roda	ITA	Bronze	Gianluca Giraudi	ITA	Bronze	Lamborghini Huracan GT3	AM	5º	241.611	16	241.611	17	236.842	4	235.294	5	229.787	24	237.029





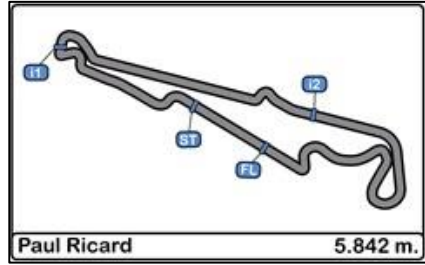
Circuit Paul Ricard
International GT Open
RACE - 1

Fastest Lap Sequence

10/06/2017

Time of Day	Session Time	Nº	Entrant / Team	Nat.	Driver	Nat.	St.	Driver_2	Nat.	St.	Vehicle	Cat.	Time	Km/h	Lap
16:30'31.769	2'12.195	51	RACE / BMW Team Teo Martin	ESP	Lourenço Beirão da Veiga	PRT	Silver	Augusto Farfus	BRA	Platinum	BMW M6 GT3	PRO	2'12.195	159.092	1
16:32'39.320	0'15.090	51	RACE / BMW Team Teo Martin	ESP	Lourenço Beirão da Veiga	PRT	Silver	Augusto Farfus	BRA	Platinum	BMW M6 GT3	PRO	2'07.561	164.872	2
16:36'54.052	4'29.700	51	RACE / BMW Team Teo Martin	ESP	Lourenço Beirão da Veiga	PRT	Silver	Augusto Farfus	BRA	Platinum	BMW M6 GT3	PRO	2'06.933	165.687	4
16:36'56.573	4'32.224	488	Spirit of Race	CHE	Miguel Ramos	PRT	Silver	Mikkel Mac	DNK	Gold	Ferrari 488 GT3	PRO	2'06.795	165.868	4
16:39'03.014	6'38.739	488	Spirit of Race	CHE	Miguel Ramos	PRT	Silver	Mikkel Mac	DNK	Gold	Ferrari 488 GT3	PRO	2'06.515	166.235	5
17:06'42.829	34'18.464	5	SF Racing	CHN	Fu Songyang	CHN	Bronze	Andrea Caldarelli	ITA	Gold	Ferrari 488 GT3	PROAM	2'06.190	166.663	16
17:08'48.730	36'24.382	5	SF Racing	CHN	Fu Songyang	CHN	Bronze	Andrea Caldarelli	ITA	Gold	Ferrari 488 GT3	PROAM	2'05.918	167.023	17



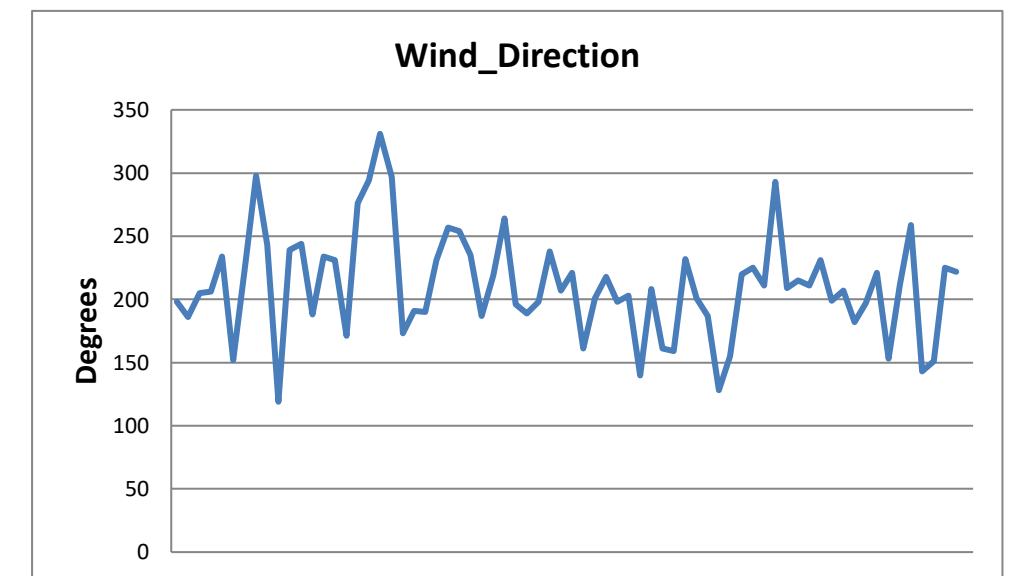
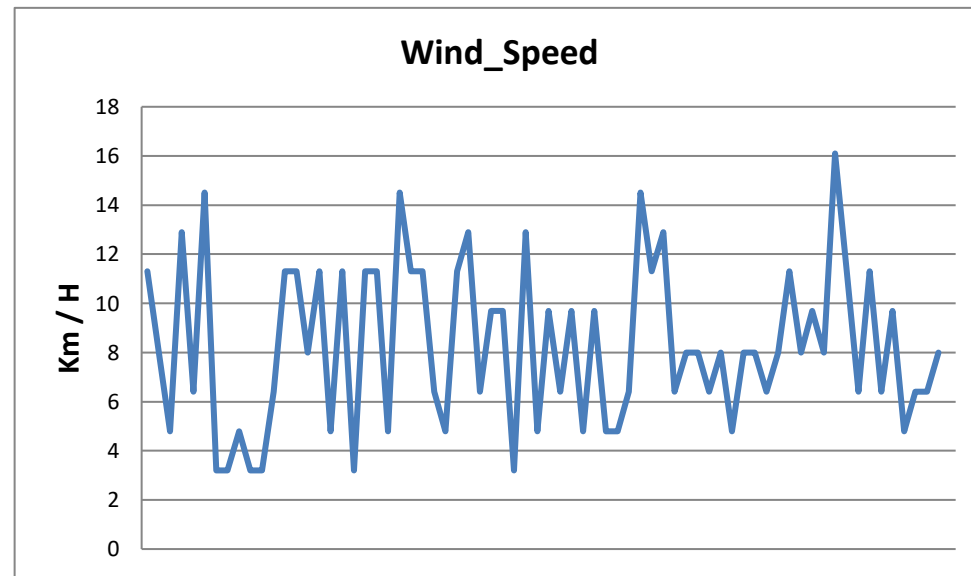
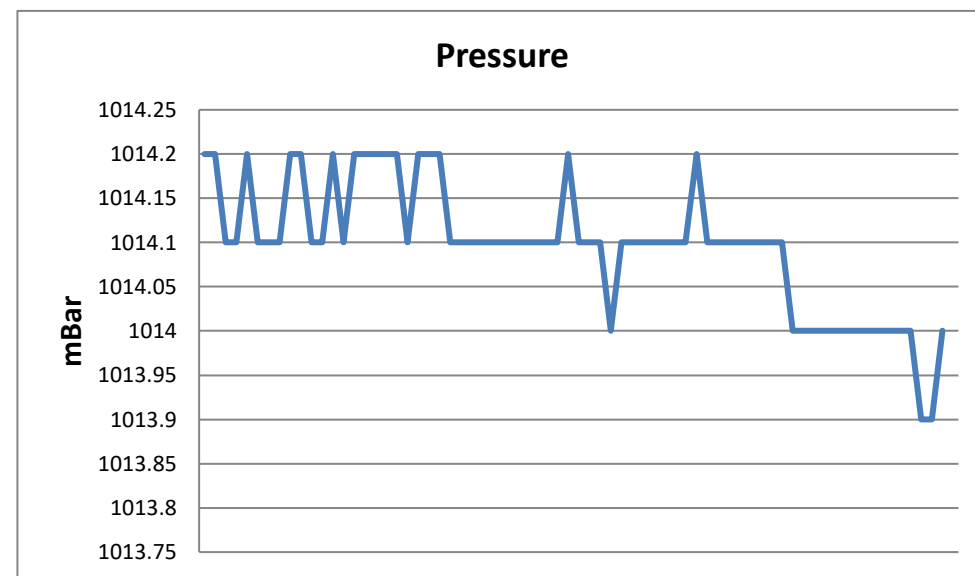
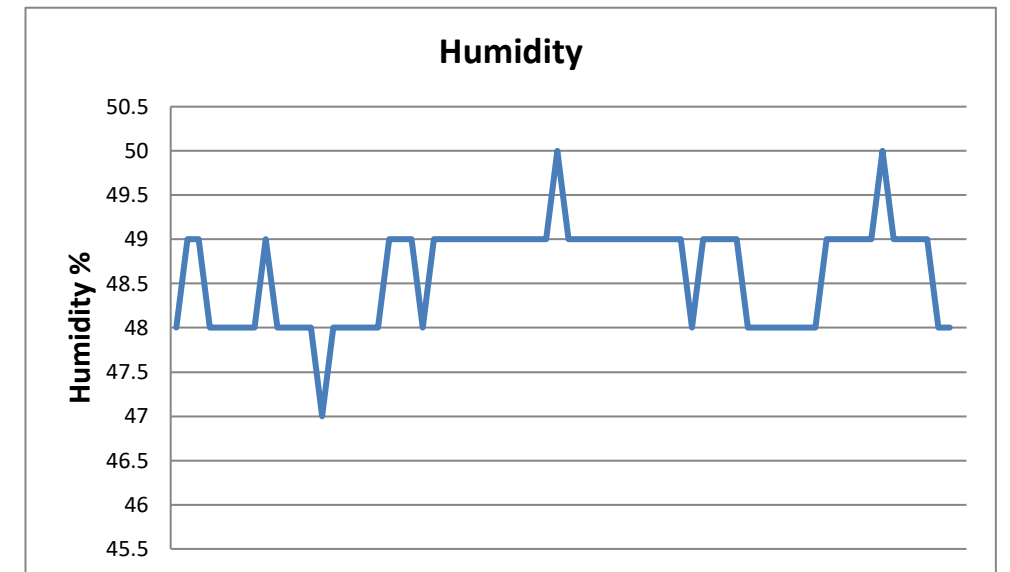
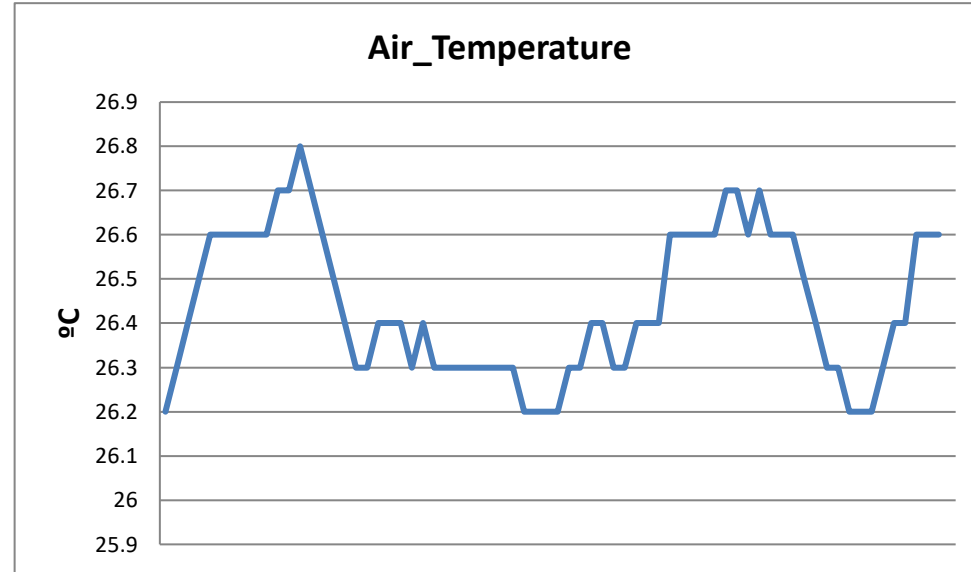
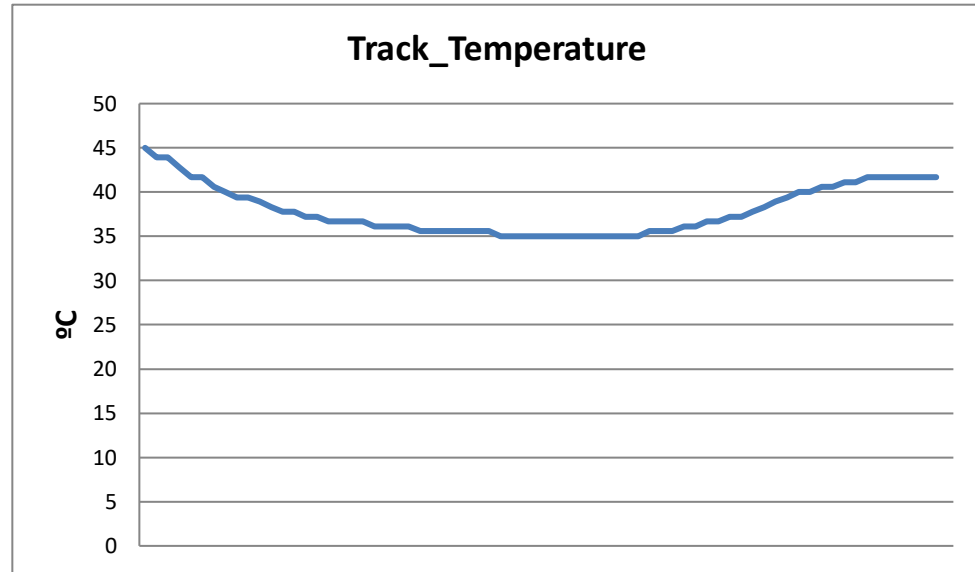


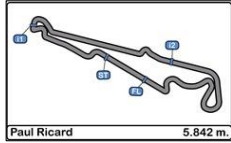
**Circuit Paul Ricard
International GT Open
RACE - 1**

Weather Report

10/06/2017

Track Status DRY



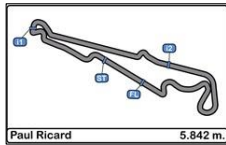


Circuit Paul Ricard
International GT Open
RACE - 1

LAP CHART

10/06/2017

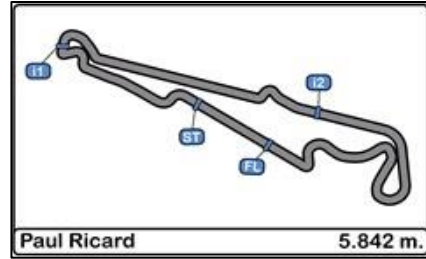
Order	Start	GAP / LT	1 ^a	GAP / LT	2 ^a	GAP / LT	3 ^a	GAP / LT	4 ^a	GAP / LT	5 ^a	GAP / LT	6 ^a	GAP / LT	7 ^a	GAP / LT	8 ^a	GAP / LT	9 ^a	GAP / LT	10 ^a	GAP / LT	11 ^a	GAP / LT	12 ^a	GAP / LT	13 ^a	GAP / LT	14 ^a	GAP / LT	15 ^a	GAP / LT	16 ^a	GAP / LT		
1 ^o	488	2'03.957	51	2'12.195	51	2'07.561	51	2'07.677	51	2'06.933	51	2'07.44	51	2'07.427	51	2'07.827	51	2'08.935	51	2'08.978	51	2'08.994	51	2'07.822	488	2'09.034	51	2'09.078	51	2'11.241	51	2'09.768	51	2'09.457		
2 ^o	20	0'086	22	1.349	22	1.969	22	2.276	488	2.524	488	1.999	488	0.857	488	0.214	488	0.347	488	0.276	488	0.035	488	0.367	51	0.095	488	0.145	20	1.937	3.965	20	5.392			
3 ^o	51	0'181	488	1.926	488	2.289	488	2.662	22	3.647	22	3.724	22	3.683	22	3.668	22	2.174	22	0.933	22	0.642	22	1.548	22	0.808	22	0.716	488	1.944	20	4.405	1	6.785		
4 ^o	22	0'195	1	2.573	1	3.207	1	3.921	1	4.764	1	4.958	1	5.479	1	5.494	1	4.894	1	3.984	1	3.052	1	3.253	1	2.057	1	1.425	1	3.103	1	6.521	22	7.437		
5 ^o	1	0'453	24	2.911	54	4.374	54	4.807	54	5.692	54	6.280	54	6.797	54	7.124	54	6.461	20	6.273	20	4.648	20	4.070	20	2.501	20	1.924	22	7.050	22	7.050	54	10.264		
6 ^o	24	0'815	54	3.714	24	4.727	20	6.232	20	7.226	20	7.074	20	7.911	20	7.392	20	6.806	54	7.035	54	6.551	54	6.881	54	6.157	54	8.110	54	7.766	54	9.857	46	19.007		
7 ^o	46	0'865	20	4.057	20	5.124	24	7.203	46	8.872	46	8.698	46	8.322	46	8.371	46	7.626	46	7.400	46	7.496	46	7.998	46	7.998	46	8.493	46	9.644	46	10.548	24	24.197		
8 ^o	54	0'903	46	4.305	46	5.500	46	7.629	24	9.871	24	11.416	24	13.055	24	14.039	65	15.001	65	14.813	65	14.508	65	15.208	65	14.278	65	14.868	24	17.848	32	20.508	32	29.703		
9 ^o	555	0'963	11	4.707	11	6.116	11	7.821	11	10.301	65	12.456	65	14.147	65	15.206	65	15.206	65	15.576	65	15.264	65	16.159	65	16.151	65	17.116	65	18.430	24	21.587	21	34.695		
10 ^o	32	0'986	23	5.202	23	7.006	65	9.462	65	10.950	11	12.670	11	14.397	11	15.402	11	15.541	11	15.961	11	15.738	11	16.688	11	16.646	11	17.718	10	22.337	21	31.947	99	40.977		
11 ^o	11	1'186	65	5.748	65	7.592	23	9.786	23	11.593	23	13.051	23	14.812	23	16.435	23	16.651	23	16.720	23	16.643	23	17.574	32	18.143	32	18.221	65	25.127	10	32.292	33	58.010		
12 ^o	10	1'257	99	8.880	99	11.330	99	13.588	32	15.546	32	16.496	32	17.590	32	18.377	32	17.866	32	17.440	32	17.403	32	18.113	23	18.788	23	19.169	23	26.979	99	37.661	488	102.353		
13 ^o	7	1'292	32	9.310	32	11.656	32	13.543	21	16.503	10	19.615	10	21.003	10	21.298	10	21.230	10	20.796	10	20.230	10	20.471	10	20.063	10	19.457	10	19.915	21	29.407	33	56.529		
14 ^o	65	1'448	16	9.745	16	12.479	21	14.138	10	17.474	21	20.099	21	22.111	21	23.581	21	23.695	21	24.613	21	25.318	21	26.628	21	26.915	21	27.607	99	30.692	65	132.326	11	132.681		
15 ^o	23	1'750	21	10.118	21	12.714	10	15.303	99	18.331	99	20.758	99	23.154	99	24.963	99	25.933	99	26.711	99	27.580	99	29.377	99	29.797	99	30.468	33	54.426	11	132.756	23	135.302		
16 ^o	21	1'767	10	10.722	10	13.317	16	16.279	16	18.999	16	21.793	16	24.115	16	26.176	16	26.747	16	27.362	16	28.496	16	29.501	16	30.501	16	31.212	48	39.121	11	116.007	23	134.655		
17 ^o	99	1'905	48	12.540	48	15.272	48	17.753	48	20.138	48	22.902	48	25.218	48	27.276	48	28.159	48	29.625	48	31.454	48	34.249	48	35.929	33	53.670	16	155.502	16	153.682	16	152.575		
18 ^o	8	2'036	88	13.612	88	17.767	88	21.086	88	24.872	55	28.519	55	32.880	8	37.953	8	38.083	8	38.336	8	37.850	8	38.668	8	38.301	74	103.336	48	158.678	8	159.490	8	157.169		
19 ^o	16	2'845	74	14.413	74	18.497	74	22.174	55	26.110	88	30.404	88	35.130	55	38.184	88	40.863	88	43.404	33	46.369	33	49.396	33	50.644	12	112.851	8	201.990	48	208.333	48	209.137		
20 ^o	48	2'885	33	14.941	33	18.999	33	22.467	74	26.325	33	30.998	33	35.608	88	38.667	33	41.269	33	43.746	19	46.729	19	49.906	19	51.520	16	140.116	88	224.297	88	226.303	88	209.569		
21 ^o	55	3'013	19	15.607	19	19.647	55	23.102	33	26.841	74	31.694	8	35.792	33	39.301	19	41.988	19	44.431	88	47.772	74	52.286	74	53.381	8	144.357	19	1.1.1.1.	19	1.1.1.1.	19	1.1.1.1.		
22 ^o	74	3'191	12	16.431	55	20.418	19	23.981	19	28.074	19	31.964	74	37.048	19	39.796	74	42.752	74	45.575	74	48.381	88	53.502	88	56.234	88	60.299	12	132.234	12	132.234	12	132.234		
23 ^o	33	3'656	55	18.529	8	21.319	8	24.396	8	28.440	8	32.539	19	37.050	74	40.622	12	43.662	12	46.373	12	49.556	12	54.115	12	57.727	19	207.580	74	325.233	74	325.233	74	325.233		
24 ^o	88	3'672	8	19.710	12	22.228	12	26.231	12	30.286	12	34.365	12	39.363	12	42.306	5	45.247	5	48.199	5	51.152	5	54.105	5	57.058	5	60.011	5	62.964	5	65.917	5	68.870		
25 ^o	19	4'210	5	21.146	5	23.995	5	27.425	5	31.116	5	34.945	5	39.084	5	42.362	5	45.741	25	49.120	25	52.500	25	55.879	25	59.258	25	62.637	25	66.016	25	69.395	25	72.774		
26 ^o	12	4'317	25	23.101	25	26.641	25	30.291	25	34.041	25	37.891	25	41.741	25	45.591	25	49.441	7	53.291	7	57.141	7	60.991	7	64.841	7	68.691	7	72.541	7	76.391	7	80.241		
27 ^o	5	9'603	7	34.742	7	>10 min	7	17.171	7	17.171	7	17.171	7	17.171	7	17.171	7	17.171	7	17.171	7	17.171	7	17.171	7	17.171	7	17.171	7	17.171	7	17.171	7	17.171	7	17.171
28 ^o	25	11'077	25	21.534																																



**Circuit Paul Ricard
International GT Open
RACE - 1**

LAP CHART

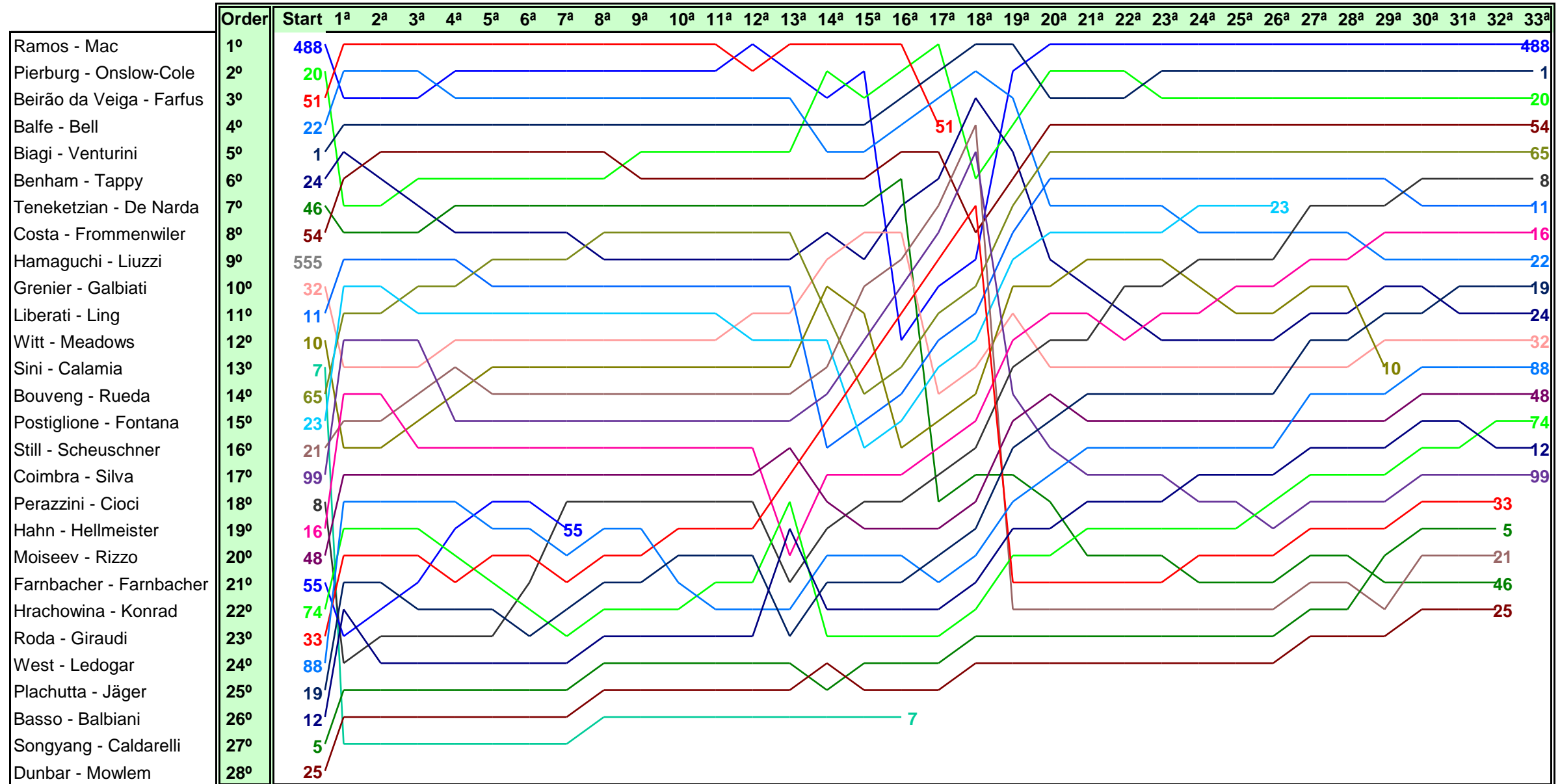
Order	17 ^a	GAP / LT	18 ^a	GAP / LT	19 ^a	GAP / LT	20 ^a	GAP / LT	21 ^a	GAP / LT	22 ^a	GAP / LT	23 ^a	GAP / LT	24 ^a	GAP / LT	25 ^a	GAP / LT	26 ^a	GAP / LT	27 ^a	GAP / LT	28 ^a	GAP / LT	29 ^a	GAP / LT	30 ^a	GAP / LT	31 ^a	GAP / LT	32 ^a	GAP / LT	33 ^a	GAP / LT
1^o	20	2'08.919	1	2'09.014	1	2'16.793	488	2'08.2	488	2'07.718	488	2'08.048	488	2'08.156	488	2'07.629	488	2'08.552	488	2'08.088	488	2'09.54	488	2'08.537	488	2'08.17	488	2'08.679	488	2'08.168	488	2'08.133	488	2'08.519
2^o	1	2.204 2'09.73	22	1.585 2'10.032	488	1'00.779 2'07.709	20	5.838 2'09.058	20	6.849 2'08.729	20	7.881 2'09.08	1	9.425 2'09.366	1	9.613 2'07.817	1	8.974 2'07.913	1	9.318 2'08.432	1	7.527 2'07.749	1	8.099 2'09.109	1	9.264 2'09.335	1	8.519 2'07.934	1	9.048 2'08.697	1	9.660 2'08.745	1	9.778 2'08.637
3^o	22	2.771 2'09.645	24	18.966 2'10.177	22	1'02.356 3'17.564	1	7.220 3'16.199	1	7.477 2'07.975	1	8.215 2'08.786	20	10.451 2'10.726	20	11.625 2'08.803	20	12.839 2'09.766	20	13.695 2'08.944	20	13.587 2'09.432	20	14.819 2'09.769	20	16.601 2'09.952	20	17.577 2'09.655	20	19.234 2'09.825	20	20.667 2'09.566	20	21.892 2'09.744
4^o	51	4.030 2'18.341	21	40.482 2'19.297	20	1'05.759 2'26.687	54	15.792 2'08.494	54	16.210 2'08.136	54	16.955 2'08.793	54	17.644 2'08.445	54	19.071 2'09.056	54	19.748 2'09.229	54	20.820 2'09.16	54	20.436 2'09.156	54	21.175 2'09.276	54	22.903 2'09.898	54	24.374 2'10.15	54	26.374 2'10.168	54	27.697 2'09.456	54	29.184 2'10.006
5^o	54	6.371 2'10.418	99	48.220 2'21.56	24	1'11.380 3'09.207	65	18.869 2'09.162	65	19.865 2'08.714	65	21.167 2'09.35	65	21.981 2'08.97	65	23.512 2'09.16	65	24.478 2'09.518	65	25.469 2'09.079	65	25.025 2'09.096	65	25.265 2'08.777	65	26.942 2'09.847	65	27.838 2'09.575	65	29.202 2'09.532	65	31.610 2'10.541	65	33.050 2'09.959
6^o	24	20.007 2'10.121	20	55.865 3'07.083	54	1'16.277 2'25.425	11	20.968 2'09.68	11	20.968 2'09.955	11	21.722 2'08.802	11	22.517 2'08.951	11	23.906 2'09.018	11	24.761 2'09.407	11	25.875 2'09.202	11	25.462 2'09.168	11	26.408 2'09.483	11	28.225 2'09.987	8	28.561 2'08.571	8	29.486 2'09.003	8	31.618 2'10.265	8	33.970 2'10.871
7^o	21	32.403 2'12.019	33	1'05.048 2'22.032	65	1'18.686 2'09.541	22	20.767 2'27.39	22	22.051 2'09.002	22	23.445 2'09.442	22	24.780 2'09.491	23	26.406 2'10.47	23	29.252 2'09.398	23	32.721 2'11.557	8	31.628 2'07.818	8	29.787 2'06.656	8	28.759 2'07.142	11	29.230 2'09.684	11	31.267 2'10.205	11	32.418 2'09.284	11	34.666 2'10.767
8^o	99	37.878 2'11.212	54	1'07.645 3'12.492	11	1'19.030 2'09.653	23	22.553 2'09.416	23	24.029 2'09.194	23	24.794 2'08.813	23	25.565 2'08.927	22	28.727 2'11.576	22	30.558 2'10.383	22	33.234 2'10.764	22	33.906 2'10.212	22	35.477 2'10.108	16	36.005 2'08.345	16	35.666 2'08.214	16	36.539 2'09.241	16	37.252 2'08.846	16	38.621 2'09.888
9^o	33	54.234 2'10.535	488	1'09.863 2'08.408	23	1'22.116 2'09.34	24	30.223 2'27.822	10	33.032 2'08.782	10	33.032 2'08.048	10	35.376 2'10.5	8	34.986 2'07.175	8	33.563 2'07.129	8	33.390 2'07.915	16	36.322 2'07.921	16	35.830 2'08.045	22	38.194 2'10.887	22	39.211 2'09.696	22	40.737 2'09.694	22	43.191 2'10.587	22	44.753 2'10.081
10^o	488	1'12.673 2'24.631	65	1'25.938 2'09.602	10	1'31.420 2'10.169	10	31.968 2'09.527	24	33.642 2'11.137	8	35.552 2'08.61	8	35.440 2'08.044	10	38.128 2'10.381	16	38.252 2'08.405	16	37.941 2'07.777	10	41.767 2'09.623	10	43.173 2'09.943	24	51.482 2'10.909	24	53.600 2'10.797	19	53.138 2'07.524	19	52.538 2'07.533	19	52.252 2'08.233
11^o	65	1'27.554 2'09.759	11	1'26.170 2'09.384	32	1'32.885 2'08.277	16	34.394 2'09.942	16	34.589 2'07.913	24	36.580 2'10.986	16	37.796 2'08.989	16	38.399 2'08.232	10	40.095 2'10.519	10	41.684 2'09.677	24	47.233 2'10.247	24	48.743 2'10.047	19	54.080 2'07.15	19	53.782 2'08.381	24	57.069 2'11.637	24	59.720 2'10.784	24	1'02.652 2'11.451
12^o	11	1'28.004 2'09.634	23	1'29.569 2'09.755	16	1'33.431 2'08.277	8	35.400 2'07.345	8	34.990 2'07.308	16	36.963 2'10.422	24	39.913 2'11.489	24	42.344 2'10.06	24	44.168 2'10.376	24	46.526 2'10.446	19	55.859 2'10.051	19	55.100 2'07.778	32	1'00.455 2'10.037	32	1'02.172 2'10.396	32	1'04.008 2'10.004	32	1'05.681 2'09.806	32	1'07.851 2'10.689
13^o	23	1'31.032 2'10.041	32	1'38.777 2'10.338	8	1'37.034 2'06.944	32	40.718 2'16.812	32	43.574 2'10.574	32	46.471 2'10.945	32	48.523 2'10.208	32	51.016 2'10.122	32	52.849 2'10.385	32	54.806 2'10.045	32	56.634 2'11.368	32	58.588 2'10.491	10	1'03.691 2'28.688	88	1'07.711 2'08.47	88	1'07.749 2'08.206	88	1'07.612 2'07.996	88	1'07.959 2'08.866
14^o	32	1'39.657 3'24.265	10	1'39.044 2'09.174	99	1'55.671 3'24.244	48	59.222 2'09.572	19	58.882 2'07.13	19	58.281 2'07.447	19	58.390 2'08.265	19	57.583 2'06.822	19	56.142 2'07.111	19	55.348 2'07.294	88	1'06.684 2'09.193	88	1'07.654 2'09.507	88	1'07.920 2'08.436	48	1'14.096 2'10.857	48	1'16.779 2'10.851	48	1'17.583 2'08.937	48	1'18.983 2'09.919
15^o	10	1'41.088 2'09.454	16	1'41.947 2'07.273	48	1'58.629 2'08.524	19	59.470 2'08.085	48	1'00.563 2'09.059	48	1'01.421 2'08.906	48	1'02.459 2'09.194	48	1'03.511 2'08.681	48	1'04.837 2'09.878	48	1'06.522 2'09.773	48	1'07.735 2'10.751	48	1'09.507 2'10.311	48	1'11.918 2'10.581	12	1'20.448 2'08.589	12	1'21.151 2'08.871	74	1'22.698 2'08.812	74	1'23.206 2'09.027
16^o	16	1'45.892 2'07.628	8	1'46.883 2'06.694	19	2'00.364 2'07.404	99	59.699 2'13.007	88	1'05.682 2'09.58	88	1'06.140 2'08.506	88	1'06.259 2'08.275	88	1'06.811 2'08.181	88	1'06.846 2'08.587	88	1'07.031 2'08.273	12	1'18.815 2'08.57	12	1'20.200 2'09.922	12	1'20.538 2'08.508	74	1'22.267 2'08.234	74	1'22.019 2'07.92	12	1'23.060 2'10.042	12	1'24.746 2'10.815
17^o	8	1'51.407 2'08.549	46	2'00.417 2'18.804	46	2'01.398 2'17.774	88	1'03.820 2'09.378	99	1'06.294 2'14.313	99	1'09.872 2'11.626	99	1'13.704 2'11.988	12	1'18.198 2'10.851	12	1'18.767 2'09.121	12	1'19.785 2'09.106	74	1'22.416 2'07.892	74	1'22.836 2'08.957	74	1'22.712 2'08.046	99	1'38.936 2'11.515	99	1'42.381 2'11.613	99	1'45.800 2'11.552		
18^o	46	1'52.831 3'48.135	48	2'06.898 2'08.348	88	2'03.421 2'08.519	46	1'10.932 2'18.513	12	1'12.698 2'09.309	12	1'13.890 2'09.24	12	1'14.976 2'09.242	99	1'18.203 2'12.128	99	1'22.782 2'13.131	74	1'24.064 2'09.125	99	1'29.374 2'11.708	99	1'33.467 2'12.63	99	1'36.100 2'10.803	33	1 vta. 2'13.055	33	1 vta. 2'13.182	33	1 vta. 2'13.697		
19^o	48	2'09.788 2'09.186	19	2'09.753 2'07.872	12	2'10.815 2'09.11	12	1'11.107 2'09.271	74	1'17.525 2'09.022	74	1'17.995 2'08.518	74	1'18.810 2'08.971	74	1'19.975 2'08.794	74	1'23.027 2'11.604	99	1'27.206 2'12.512	33	1'59.819 2'13.45	33	2'03.843 2'12.561	33	2'03.843 2'14.583	5	2'07.946 2'19.111	5	2'06.997 2'16.44	5	2'07.008 2'17.043		
20^o	19	1 vta. 2'07.706	88	2'11.695 2'09.482	74	2'16.705 2'10.769	74	1'16.221 2'08.495	46	1'21.901 2'18.687	46	1'31.287 2'17.434	46	1'39.933 2'16.802	33	1'46.233 2'13.637	33	1'5																




Circuit Paul Ricard
International GT Open
RACE - 1

Graphic Lap Chart

#####





Championship Classification

Cls.	Name	Nac.	Net Pts.	Pts.	Estoril		SPA-Francorchamps		Paul Ricard		Hungaroring		Silverstone		Monza		Barcelona	
					R1	R2	R1	R2	R1	R2	R1	R2	R1	R2	R1	R2		
1	Albert Costa	ESP	41	41	15	3	15		8									
	Philipp Frommenwiler	CHE	41	41	15	3	15		8									
2	Mario Farnbacher	DEU	38	38	8	15		15										
	Dominik Farnbacher	DEU	38	38	8	15		15										
3	Miguel Ramos	PRT	34	34	3	6	10		15									
	Mikkel Mac	DNK	34	34	3	6	10		15									
4	Thomas Biagi	ITA	34	34	6	12	2	2	12									
	Giovanni Venturini	ITA	34	34	6	12	2	2	12									
5	Rob Bell	GBR	31	31	12	8	4	5	2									
	Shaun Balfe	GBR	31	31	12	8	4	5	2									
6	Piergiuseppe Perazzini	ITA	24	24	2	5		12	5									
	Marco Cioci	ITA	24	24	2	5		12	5									
7	Victor Bouveng	SWE	23	23		1	12	4	6									
	Fran Rueda	ESP	23	23		1	12	4	6									
8	Côme Ledogar	FRA	22	22	10	2		10										
	Alexander West	SWE	22	22	10	2		10										
9	Duncan Tappy	GBR	19	19	1	10		8										
	Michael Benham	GBR	19	19	1	10		8										
10	Lourenço Beirão da Veiga	PRT	12	12	4		8											
11	Jordan Witt	GBR	11	11			5	6										
	Michael Meadows	GBR	11	11			5	6										
12	Valentin Pierburg	DEU	10	10					10									
	Tom Onslow-Cole	GBR	10	10					10									
13	Kang Ling	CHN	8	8			3	1	4									
	Edoardo Liberati	ITA	8	8			3	1	4									
14	Nelson Piquet jr	BRA	8	8			8											
15	Marcelo Hahn	BRA	7	7			1	3	3									
16	Vito Postiglione	ITA	6	6			6											
	Andrea Fontana	ITA	6	6			6											
17	Hiroshi Hamaguchi	JPN	5	5	5													
	Vitantonio Liuzzi	ITA	5	5	5													
18	Allam Khodair	BRA	4	4			1	3										
19	Francesco Sini	ITA	4	4		4												
	Mauro Calamia	CHE	4	4		4												
20	António Félix da Costa	PRT	4	4	4													
21	Alan Hellmeister	BRA	3	3					3									
22	Thomas Jäger	AUT	1	1					1									
	Mario Plachutta	AUT	1	1					1									
23	Andrea Caldarelli	ITA	0	0														



Santísima Trinidad 30, 28010 Madrid
 Tel y Fax 91.448.32.06
 www.cronococa.com
 info@cronococa.com



Juan Bravo 17, 28006 Madrid
 Tel 91.432.27.50
 www.gtssport.es
 info@gtssport.es



Championship Classification


Cls.	Name	Nac.	Net Pts.	Pts.	Estoril		SPA-Francorchamps		Paul Ricard		Hungaroring		Silverstone		Monza		Barcelona	
					R1	R2	R1	R2	R1	R2	R1	R2	R1	R2	R1	R2		
	Fu Songyang	CHN	0	0														
24	José Balbiani	ARG	0	0														
	Marcio Basso	BRA	0	0														
	Nonô Figueiredo	BRA	0	0														
25	Jules Szymkowiak	NLD	0	0														
26	Paul Scheuschner	DEU	0	0														
	Hendrick Still	DEU	0	0														
27	Johnny Mowlem	GBR	0	0														
	Ivor Dunbar	GBR	0	0														
28	Kikko Galbiati	ITA	0	0														
	Mikaël Grenier	CAN	0	0														
29	Gianluca Giraudi	ITA	0	0														
	Davide Roda	ITA	0	0														
30	Craig Dolby	GBR	0	0														
	Tomas Enge	CZE	0	0														
31	Joffrey De Narda	FRA	0	0														
	Harry Teneketzian	FRA	0	0														
32	Davide Rizzo	ITA	0	0														
	Alex Moiseev	RUS	0	0														
33	Augusto Farfus	BRA	0	0														
34	Filipe Barreiros	PRT	0	0														
	Jose Francisco Guedes	PRT	0	0														
35	Alexander Hrachowina	AUT	0	0														
	Martin Konrad	AUT	0	0														
36	Tim Verbergt	BEL	0	0														
	Sam Dejonghe	BEL	0	0														
37	António Coimbra	PRT	0	0														
	Luis Silva	PRT	0	0														



Santísima Trinidad 30, 28010 Madrid
 Tel y Fax 91.448.32.06
 www.cronococa.com
 info@cronococa.com



Juan Bravo 17, 28006 Madrid
 Tel 91.432.27.50
 www.gtssport.es
 info@gtssport.es



Championship PROAM Classification

Cls.	Name	Nac.	Net Pts.	Pts.	Estoril		SPA-Francorchamps		Paul Ricard		Hungaroring		Silverstone		Monza		Barcelona	
					R1	R2	R1	R2	R1	R2	R1	R2	R1	R2	R1	R2		
1	Rob Bell	GBR	33	33	10	8	8	3	4									
	Shaun Balfe	GBR	33	33	10	8	8	3	4									
2	Piergiuseppe Perazzini	ITA	30	30	4	6	2	10	8									
	Marco Cioci	ITA	30	30	4	6	2	10	8									
3	Michael Benham	GBR	24	24	3	10	3	6	2									
	Duncan Tappy	GBR	24	24	3	10	3	6	2									
4	Alexander West	SWE	20	20	8	4		8										
	Côme Ledogar	FRA	20	20	8	4		8										
5	Marcelo Hahn	BRA	17	17		3	6	2	6									
6	Tom Onslow-Cole	GBR	14	14	2	2			10									
	Valentin Pierburg	DEU	14	14	2	2			10									
7	Michael Meadows	GBR	14	14			10	4										
	Jordan Witt	GBR	14	14			10	4										
8	Allam Khodair	BRA	11	11		3	6	2										
9	Alan Hellmeister	BRA	6	6					6									
10	Hiroshi Hamaguchi	JPN	6	6	6													
	Vitantonio Liuzzi	ITA	6	6	6													
11	Ivor Dunbar	GBR	4	4			4											
	Johnny Mowlem	GBR	4	4			4											
12	Mario Plachutta	AUT	3	3					3									
	Thomas Jäger	AUT	3	3					3									
13	Fu Songyang	CHN	0	0														
	Andrea Caldarelli	ITA	0	0														
14	Jules Szymkowiak	NLD	0	0														
15	Hendrick Still	DEU	0	0														
	Paul Scheuschner	DEU	0	0														
16	Harry Teneketzian	FRA	0	0														
	Joffrey De Narda	FRA	0	0														



Santísima Trinidad 30, 28010 Madrid
 Tel y Fax 91.448.32.06
 www.cronococa.com
 info@cronococa.com




Juan Bravo 17, 28006 Madrid
 Tel 91.432.27.50
 www.gtssport.es
 info@gtssport.es



Championship AM Classification

Cls.	Name	Nac.	Net Pts.	Pts.	Estoril		SPA-Francorchamps		Paul Ricard		Hungaroring		Silverstone		Monza		Barcelona	
					R1	R2	R1	R2	R1	R2	R1	R2	R1	R2	R1	R2		
1	Antonio Coimbra	PRT	16	16	2	4	4	4	2									
	Luis Silva	PRT	16	16	2	4	4	4	2									
2	Davide Rizzo	ITA	15	15			5	5	5									
	Alex Moiseev	RUS	15	15			5	5	5									
3	Alexander Hrachowina	AUT	13	13	4	5			4									
	Martin Konrad	AUT	13	13	4	5			4									
4	Marcio Basso	BRA	11	11	5	3			3									
5	Nonô Figueiredo	BRA	8	8	5	3												
6	Filipe Barreiros	PRT	5	5	3	2												
	Jose Francisco Guedes	PRT	5	5	3	2												
7	José Balbiani	ARG	3	3					3									
8	Gianluca Giraudi	ITA	1	1					1									
	Davide Roda	ITA	1	1					1									



Championship Team's Classification

Cls.	Team	Nac.	Net Pts.	Pts.	Estoril		SPA-Francorchamps		Paul Ricard		Hungaroring		Silverstone		Monza		Barcelona	
					R1	R2	R1	R2	R1	R2	R1	R2	R1	R2	R1	R2		
1	Emil Frey Lexus R.	CHE	24	24	10		10		4									
2	Farnbacher Racing	DEU	24	24	4	10		10										
3	Imperiale Racing	ITA	22	22	3	8	3		8									
4	Garage 59	GBR	22	22	6	6		10										
5	Spirit of Race	CHE	19	19		3	6		10									
6	BMW T. Teo Martin	ESP	15	15			12		3									
7	Balfe Motorsport	GBR	14	14	8	4		2										
8	AF Corse	ITA	12	12		2		8	2									
9	SPS Automotive Perf.	DEU	6	6					6									
10	Jordan Racing	GBR	5	5			2	3										
11	FFF Racing T. by ACM	CHN	2	2	2													
12	Drivex School	ESP	0	0														
	Sports and You	PRT	0	0														
	Kaspersky	CHE	0	0														
	Konrad Motorsport	DEU	0	0														
	Lechner Racing	AUT	0	0														
	MS Racing	AUT	0	0														
	Ratón Racing	ITA	0	0														
	SF Racing	CHN	0	0														
	Solaris Motorsport	ITA	0	0														
	Antonelli Motorsport	ITA	0	0														
	AB Sport Auto	FRA	0	0														
	FF Corse	GBR	0	0														
13	Brussels Racing	BEL	0	0														
	Wessex Vehicles	GBR	0	0														



Santísima Trinidad 30, 28010 Madrid
 Tel y Fax 91.448.32.06
 www.cronococa.com
 info@cronococa.com



Juan Bravo 17, 28006 Madrid
 Tel 91.432.27.50
 www.gtssport.es
 info@gtssport.es



Drivers Statistics

Cls.	Nº	Team	Net Points	Points	First Positions	Seconds Positions	Thirds Positions	Race Fastest Laps	Pole Positions	Laps in first place	Km. covered in Race	Km. covered in Practice
1	54	Albert Costa	41	41	2				1	34	860.818	823.346
	54	Philipp Frommenwiler	41	41	2				1	34	860.818	823.346
2	55	Mario Farnbacher	38	38	2					17	575.850	904.802
	55	Dominik Farnbacher	38	38	2					17	575.850	904.802
3	488	Miguel Ramos	34	34	1		1		1	15	734.746	1041.754
	488	Mikkel Mac	34	34	1		1		1	15	734.746	1041.754
4	1	Thomas Biagi	34	34		2				2	860.818	916.090
	1	Giovanni Venturini	34	34		2				2	860.818	916.090
5	22	Rob Bell	31	31		1		2	1	24	860.818	1003.598
	22	Shaun Balfe	31	31		1		2	1	24	860.818	1003.598
6	8	Piergiuseppe Perazzini	24	24		1					860.818	1040.208
	8	Marco Cioci	24	24		1					860.818	1040.208
7	65	Victor Bouveng	23	23		1					860.818	810.186
	65	Fran Rueda	23	23		1					860.818	810.186
8	88	Côme Ledogar	22	22			2	1		11	769.766	1186.240
	88	Alexander West	22	22			2	1		11	769.766	1186.240
9	24	Duncan Tappy	19	19			1		1	21	860.818	1190.824
	24	Michael Benham	19	19			1		1	21	860.818	1190.824
10	51	Lourenço Beirão da Veiga	12	12						15	641.886	786.384
11	10	Jordan Witt	11	11							837.450	1104.100
	10	Michael Meadows	11	11							837.450	1104.100
12	20	Valentin Pierburg	10	10			1			1	762.762	1041.932
	20	Tom Onslow-Cole	10	10			1			1	510.618	579.668
13	11	Kang Ling	8	8							860.818	794.308
	11	Edoardo Liberati	8	8							860.818	794.308
14	51	Nelson Piquet jr	8	8							350.200	357.204
15	16	Marcelo Hahn	7	7							860.818	1140.218
16	23	Vito Postiglione	6	6					1	19	808.738	958.376
	23	Andrea Fontana	6	6					1	19	808.738	958.376
17	555	Hiroshi Hamaguchi	5	5							659.668	1162.310
	555	Vitantonio Liuzzi	5	5							659.668	1162.310
18	16	Allam Khodair	4	4							668.032	737.120
19	7	Francesco Sini	4	4							566.854	956.518
	7	Mauro Calamia	4	4							566.854	956.518
20	51	António Félix da Costa	4	4							192.372	96.186



Santísima Trinidad 30, 28010 Madrid
 Tel y Fax 91.448.32.06
 www.cronococa.com
 info@cronococa.com




Juan Bravo 17, 28006 Madrid
 Tel 91.432.27.50
 www.gtssport.es
 info@gtssport.es



Drivers Statistics


Cls.	Nº	Team	Net Points	Points	First Positions	Seconds Positions	Thirds Positions	Race Fastest Laps	Pole Positions	Laps in first place	Km. covered in Race	Km. covered in Practice
21	16	Alan Hellmeister	3	3							192.786	403.098
22	19	Thomas Jäger	1	1							192.786	332.994
	19	Mario Plachutta	1	1							192.786	332.994
23	5	Andrea Caldarelli	0	0				1			313.016	706.562
	5	Fu Songyang	0	0				1			313.016	706.562
24	12	José Balbiani	0	0							192.786	455.676
	12	Marcio Basso	0	0							506.436	1011.542
	12	Nonô Figueiredo	0	0							313.650	555.866
25	20	Jules Szymkowiak	0	0							252.144	462.264
26	21	Paul Scheuschner	0	0							186.944	350.520
	21	Hendrick Still	0	0							186.944	350.520
27	25	Johnny Mowlem	0	0				1			688.342	1294.882
	25	Ivor Dunbar	0	0				1			688.342	1294.882
28	32	Kikko Galbiati	0	0							192.786	344.678
	32	Mikaël Grenier	0	0							192.786	344.678
29	33	Gianluca Giraudi	0	0							186.944	397.256
	33	Davide Roda	0	0							186.944	397.256
30	39	Craig Dolby	0	0							161.092	308.176
	39	Tomas Enge	0	0							161.092	308.176
31	46	Joffrey De Narda	0	0							186.944	403.098
	46	Harry Teneketzian	0	0							186.944	403.098
32	48	Davide Rizzo	0	0							542.986	846.674
	48	Alex Moiseev	0	0							542.986	846.674
33	51	Augusto Farfus	0	0						15	99.314	332.994
34	62	Filipe Barreiros	0	0							309.468	376.380
	62	Jose Francisco Guedes	0	0							309.468	376.380
35	74	Alexander Hrachowina	0	0							524.626	870.912
	74	Martin Konrad	0	0							524.626	870.912
36	90	Tim Verbergt	0	0							245.140	315.180
	90	Sam Dejonghe	0	0							245.140	315.180
37	99	António Coimbra	0	0							838.446	1187.408
	99	Luis Silva	0	0							838.446	1187.408



Drivers Performance

Cls.	Team	Nac.	Net Pts.	Pts.	Estoril		SPA-Francorchamps		Paul Ricard		Hungaroring		Silverstone		Monza		Barcelona	
					R1	R2	R1	R2	R1	R2	R1	R2	R1	R2	R1	R2		
1	Albert Costa	ESP	41	41	2 - 1	8 - 8	1 - 1	6 - 14	8 - 4									
	Philipp Frommenwiler	CHE	41	41	2 - 1	8 - 8	1 - 1	6 - 14	8 - 4									
2	Mario Farnbacher	DEU	38	38	8 - 4	2 - 1	10 - NC	3 - 1	21 - NC									
	Dominik Farnbacher	DEU	38	38	8 - 4	2 - 1	10 - NC	3 - 1	21 - NC									
3	Miguel Ramos	PRT	34	34	12 - 8	14 - 5	2 - 3	10 - NC	1 - 1									
	Mikkel Mac	DNK	34	34	12 - 8	14 - 5	2 - 3	10 - NC	1 - 1									
4	Thomas Biagi	ITA	34	34	5 - 5	5 - 2	13 - 9	8 - 9	5 - 2									
	Giovanni Venturini	ITA	34	34	5 - 5	5 - 2	13 - 9	8 - 9	5 - 2									
5	Rob Bell	GBR	31	31	1 - 2	18 - 4	4 - 7	17 - 6	4 - 9									
	Shaun Balfe	GBR	31	31	1 - 2	18 - 4	4 - 7	17 - 6	4 - 9									
6	Piergiuseppe Perazzini	ITA	24	24	4 - 9	16 - 6	17 - 15	14 - 2	18 - 6									
	Marco Cioci	ITA	24	24	4 - 9	16 - 6	17 - 15	14 - 2	18 - 6									
7	Victor Bouveng	SWE	23	23	9 - 11	10 - 10	3 - 2	13 - 7	14 - 5									
	Fran Rueda	ESP	23	23	9 - 11	10 - 10	3 - 2	13 - 7	14 - 5									
8	Côme Ledogar	FRA	22	22	3 - 3	21 - 9	6 - NC	18 - 3	24 - 13									
	Alexander West	SWE	22	22	3 - 3	21 - 9	6 - NC	18 - 3	24 - 13									
9	Duncan Tappy	GBR	19	19	17 - 10	1 - 3	19 - 13	4 - 4	6 - 11									
	Michael Benham	GBR	19	19	17 - 10	1 - 3	19 - 13	4 - 4	6 - 11									
10	Lourenço Beirão da Veiga	PRT	12	12	14 - 7	6 - NC	21 - 4	9 - 12	3 - NC									
11	Jordan Witt	GBR	11	11	15 - 15	4 - 15	11 - 6	7 - 5	12 - 23									
	Michael Meadows	GBR	11	11	15 - 15	4 - 15	11 - 6	7 - 5	12 - 23									
12	Valentin Pierburg	DEU	10	10	7 - 13	20 - 14	7 - NC	19 - 18	2 - 3									
	Tom Onslow-Cole	GBR	10	10	7 - 13	20 - 14	NP - NP	NP - NP	2 - 3									
13	Kang Ling	CHN	8	8	13 - 16	17 - 12	18 - 8	12 - 10	11 - 7									
	Edoardo Liberati	ITA	8	8	13 - 16	17 - 12	18 - 8	12 - 10	11 - 7									
14	Nelson Piquet jr	BRA	8	8	NP -	NP -	21 - 4	9 - 12	NP - NP									
15	Marcelo Hahn	BRA	7	7	6 - 14	19 - 13	22 - 10	5 - 8	19 - 8									
16	Vito Postiglione	ITA	6	6	11 - 18	13 - 11	15 - 5	1 - 16	15 - 24									
	Andrea Fontana	ITA	6	6	11 - 18	13 - 11	15 - 5	1 - 16	15 - 24									
17	Hiroshi Hamaguchi	JPN	5	5	10 - 6	3 - 20	9 - 16	16 - 11	9 - NP									
	Vitantonio Liuzzi	ITA	5	5	10 - 6	3 - 20	9 - 16	16 - 11	9 - NP									
18	Allam Khodair	BRA	4	4	6 - 14	19 - 13	22 - 10	5 - 8	NP - NP									
19	Francesco Sini	ITA	4	4	18 - 22	9 - 7	12 - NC	11 - 13	13 - NC									
	Mauro Calamia	CHE	4	4	18 - 22	9 - 7	12 - NC	11 - 13	13 - NC									
20	António Félix da Costa	PRT	4	4	14 - 7	6 - NC	NP - NP	NP - NP	NP - NP									
21	Alan Hellmeister	BRA	3	3	NP -	NP -	NP -	NP -	19 - 8									
22	Thomas Jäger	AUT	1	1	NP -	NP -	NP -	NP -	25 - 10									
	Mario Plachutta	AUT	1	1	NP -	NP -	NP -	NP -	25 - 10									
23	Andrea Caldarelli	ITA	0	0	NP -	NP -	5 - NC	NP - NP	27 - 19									





Drivers Performance

Cls.	Team	Nac.	Net Pts.	Pts.	Estoril		SPA-Francorchamps		Paul Ricard		Hungaroring		Silverstone		Monza		Barcelona	
					R1	R2	R1	R2	R1	R2	R1	R2	R1	R2	R1	R2		
	Fu Songyang	CHN	0	0	NP -	NP -	5 - NC	NP - NP	27 - 19									
24	José Balbiani	ARG	0	0	NP -	NP -	NP -	NP -	26 - 16									
	Marcio Basso	BRA	0	0	20 - 12	7 - 18	NP - NP	NP - NP	26 - 16									
	Nonô Figueiredo	BRA	0	0	20 - 12	7 - 18	NP - NP	NP - NP	NP - NP									
25	Jules Szymkowiak	NLD	0	0	NP -	NP -	7 - NC	19 - 18	NP - NP									
26	Paul Scheuschner	DEU	0	0	NP -	NP -	NP -	NP -	16 - 20									
	Hendrick Still	DEU	0	0	NP -	NP -	NP -	NP -	16 - 20									
27	Johnny Mowlem	GBR	0	0	22 - 20	12 - 21	24 - 12	2 - NP	28 - 22									
	Ivor Dunbar	GBR	0	0	22 - 20	12 - 21	24 - 12	2 - NP	28 - 22									
28	Kikko Galbiati	ITA	0	0	NP -	NP -	NP -	NP -	10 - 12									
	Mikaël Grenier	CAN	0	0	NP -	NP -	NP -	NP -	10 - 12									
29	Gianluca Giraudi	ITA	0	0	NP -	NP -	NP -	NP -	23 - 18									
	Davide Roda	ITA	0	0	NP -	NP -	NP -	NP -	23 - 18									
30	Craig Dolby	GBR	0	0	NP -	NP -	8 - 18	NP - NP	NP - NP									
	Tomas Enge	CZE	0	0	NP -	NP -	8 - 18	NP - NP	NP - NP									
31	Joffrey De Narda	FRA	0	0	NP -	NP -	NP -	NP -	7 - 21									
	Harry Teneketzian	FRA	0	0	NP -	NP -	NP -	NP -	7 - 21									
32	Davide Rizzo	ITA	0	0	NP -	NP -	20 - 14	21 - 15	20 - 14									
	Alex Moiseev	RUS	0	0	NP -	NP -	20 - 14	21 - 15	20 - 14									
33	Augusto Farfus	BRA	0	0	NP -	NP -	NP -	NP -	3 - NC									
34	Filipe Barreiros	PRT	0	0	19 - 19	15 - 19	NP - NP	NP - NP	NP - NP									
	Jose Francisco Guedes	PRT	0	0	19 - 19	15 - 19	NP - NP	NP - NP	NP - NP									
35	Alexander Hrachowina	AUT	0	0	21 - 17	11 - 16	16 - NC	NP - NP	22 - 15									
	Martin Konrad	AUT	0	0	21 - 17	11 - 16	16 - NC	NP - NP	22 - 15									
36	Tim Verbergt	BEL	0	0	NP -	NP -	14 - 11	15 - NC	NP - NP									
	Sam Dejonghe	BEL	0	0	NP -	NP -	14 - 11	15 - NC	NP - NP									
37	António Coimbra	PRT	0	0	16 - 21	22 - 17	23 - 17	20 - 17	17 - 17									
	Luis Silva	PRT	0	0	16 - 21	22 - 17	23 - 17	20 - 17	17 - 17									

