

**Circuit de Spa**  
**International GT Open**  
**Free Practice 3 Bronze Drivers**

**Results**

26/05/2017

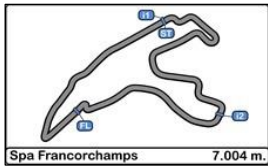
Ord.	Nº	Entrant / Team	Nat.	Driver	Nat.	St.	Driver_2	Nat.	St.	Vehicle	Cat.	Clas.	Laps	Best	Time	Gap	Interval	Km/h
1	555	FFF Racing Team by ACM	CHN	Hiroshi Hamaguchi	JPN	Bronze	Vitantonio Liuzzi	ITA	Platinum	Lamborghini Huracan GT3	PROAM	1º	16	11	2'19.954			180.162
2	22	Shaun Balfe / Balfe Motorsport	GBR	Shaun Balfe	GBR	Bronze	Rob Bell	GBR	Platinum	McLaren 650 S GT3 2015	PROAM	2º	15	13	2'19.971	0"017	0"017	180.140
3	10	Jordan Racing	GBR	Jordan Witt	GBR	Bronze	Michael Meadows	GBR	Gold	Bentley GT3	PROAM	3º	17	2	2'20.005	0"051	0"034	180.096
4	8	AF Corse	ITA	Piergiuseppe Perazzini	ITA	Bronze	Marco Cioci	ITA	Gold	Ferrari 488 GT3	PROAM	4º	12	11	2'20.023	0"069	0"018	180.073
5	48	Spirit of Race / Kaspersky	CHE	Alex Moissev	RUS	Bronze	Davide Rizzo	ITA	Bronze	Ferrari 488 GT3	AM	1º	16	15	2'20.232	0"278	0"209	179.805
6	74	MS Racing	AUT	Alexander Hrachowina	AUT	Bronze	Martin Konrad	AUT	Bronze	Mercedes AMG GT3	AM	2º	9	8	2'20.597	0"643	0"365	179.338
7	24	Garage 59	GBR	Michael Benham	GBR	Bronze	Duncan Tappy	GBR	Gold	McLaren 650 S GT3 2015	PROAM	5º	11	10	2'21.086	1"132	0"489	178.717
8	20	SPS Automotive Performance	DEU	Valentin Pierburg	DEU	Bronze	Jules Szymkowiak	NLD	Silver	Mercedes AMG GT3	PROAM	6º	15	14	2'22.090	2"136	1"004	177.454
9	16	Drivex School	ESP	Marcelo Hahn	BRA	Bronze	Allam Khodair	BRA	Gold	Mercedes AMG GT3	PROAM	7º	17	11	2'22.105	2"151	0"015	177.435
10	99	Sports and You	PRT	António Coimbra	PRT	Bronze	Luis Silva	PRT	Bronze	Mercedes AMG GT3	AM	3º	7	6	2'22.909	2"955	0"804	176.437
11	88	Garage 59	GBR	Alexander West	SWE	Bronze	Côme Ledogar	FRA	Platinum	McLaren 650 S GT3 2015	PROAM	8º	7	4	2'24.530	4"576	1"621	174.458
12	25	FF Corse	GBR	Ivor Dunbar	GBR	Bronze	Johnny Mowlem	GBR	Gold	Ferrari 488 GT3	PROAM	9º	18	17	2'26.720	6"766	2"190	171.854
13	5	SF Racing	CHN	Fu Songyang	CHN	Bronze	Andrea Caldarelli	ITA	Gold	Ferrari 488 GT3	PROAM	10º	3	2	2'30.473	10"519	3"753	167.568

Published at:.....

Track Status **DRY**

<b>Stewards:</b> 	<b>Race Director:</b> 	<b>Timekeeper:</b> 
----------------------	---------------------------	---





**Circuit de Spa  
International GT Open  
Free Practice 3 Bronze Drivers**

**LAP ANALYSIS**

26/05/2017

Number	5			8			10			16			20			
	Lap	Lap Time	Partial	Speed	Lap Time	Partial	Speed	Lap Time	Partial	Speed	Lap Time	Partial	Speed	Lap Time	Partial	Speed
1 <sup>a</sup> - 1	0'42.250	0'42.250		254.348	0'41.406	0'41.406	255.738	0'39.970	0'39.970	262.922	0'41.845	0'41.845	222.858	0'43.401	0'43.401	251.613
1 <sup>a</sup> - 2	1'52.051	1'09.801			1'48.577	1'07.171		1'43.925	1'03.955		1'49.143	1'07.298		1'51.658	1'08.257	
1 <sup>a</sup> - 3	2'30.473	0'38.422			2'26.181	0'37.604		2'20.005	0'36.080		2'26.930	0'37.787		2'29.152	0'37.494	
2 <sup>a</sup> - 1	0'42.048	0'42.048		251.613	0'40.957	0'40.957	257.143	0'40.035	0'40.035	264.407	0'41.121	0'41.121	254.348	0'41.432	0'41.432	252.974
2 <sup>a</sup> - 2	1'53.528	1'11.480			1'48.786	1'07.829		1'45.281	1'05.246		1'47.253	1'06.132		1'48.690	1'07.258	
2 <sup>a</sup> - 3	2'43.222	0'49.694	PIT		2'36.009	0'47.223	PIT	2'22.626	0'37.345		2'24.232	0'36.979		2'29.882	0'41.192	
3 <sup>a</sup> - 1					17'13.288	17'13.288	246.317	0'40.257	0'40.257	262.922	0'40.993	0'40.993	254.348	0'41.203	0'41.203	254.348
3 <sup>a</sup> - 2					18'25.564	1'12.276		1'44.476	1'04.219		1'47.265	1'06.272		1'48.549	1'07.346	
3 <sup>a</sup> - 3					19'03.310	0'37.746		2'20.425	0'35.949		2'25.777	0'38.512		2'26.335	0'37.786	
4 <sup>a</sup> - 1					0'41.357	0'41.357	255.738	0'39.647	0'39.647	264.407	0'41.268	0'41.268	254.349	0'41.046	0'41.046	255.738
4 <sup>a</sup> - 2					1'49.075	1'07.718		1'45.299	1'05.652		1'47.393	1'06.125		1'47.833	1'06.787	
4 <sup>a</sup> - 3					2'26.583	0'37.508		2'32.354	0'47.055	PIT	2'24.438	0'37.045		2'33.638	0'45.805	PIT
5 <sup>a</sup> - 1					0'40.847	0'40.847	258.564	3'18.351	3'18.351	258.564	0'41.075	0'41.075	257.143	8'47.472	8'47.472	250.268
5 <sup>a</sup> - 2					1'47.335	1'06.488		4'24.238	1'05.887		1'47.018	1'05.943		9'57.162	1'09.690	
5 <sup>a</sup> - 3					2'30.758	0'43.423	PIT	5'01.030	0'36.792		2'24.146	0'37.128		10'34.839	0'37.677	
6 <sup>a</sup> - 1					3'05.107	3'05.107	245.026	0'40.067	0'40.067	261.453	0'51.555	0'51.555	153.948	0'42.246	0'42.246	257.143
6 <sup>a</sup> - 2					4'12.102	1'06.995		2'11.093	1'31.026		2'16.318	1'24.763		1'51.402	1'09.156	
6 <sup>a</sup> - 3					4'48.954	0'36.852		3'11.105	1'00.012	PIT	3'19.134	1'02.816	PIT	2'28.812	0'37.410	
7 <sup>a</sup> - 1					0'40.459	0'40.459	255.738	10'15.625	10'15.625	240.001	6'40.735	6'40.735	247.620	0'41.061	0'41.061	255.738
7 <sup>a</sup> - 2					1'44.731	1'04.272		11'27.107	1'11.482		7'49.907	1'09.172		1'48.181	1'07.120	
7 <sup>a</sup> - 3					2'21.167	0'36.436		12'04.747	0'37.640		8'27.444	0'37.537		2'26.354	0'38.173	
8 <sup>a</sup> - 1					0'39.990	0'39.990	260.001	0'39.864	0'39.864	262.922	0'41.124	0'41.124	255.738	0'41.690	0'41.690	254.348
8 <sup>a</sup> - 2					1'44.112	1'04.122		1'44.853	1'04.989		1'48.287	1'07.163		1'48.586	1'06.896	
8 <sup>a</sup> - 3					2'20.450	0'36.338		2'21.039	0'36.186		2'25.404	0'37.117		2'25.745	0'37.159	
9 <sup>a</sup> - 1					0'40.066	0'40.066	258.564	0'39.944	0'39.944	265.910	0'40.892	0'40.892	257.143	0'41.041	0'41.041	258.564
9 <sup>a</sup> - 2					1'44.300	1'04.234		1'44.527	1'04.583		1'47.372	1'06.480		1'47.404	1'06.363	
9 <sup>a</sup> - 3					2'20.298	0'35.998		2'20.632	0'36.105		2'24.108	0'36.736		2'24.339	0'36.935	
10 <sup>a</sup> - 1					0'39.944	0'39.944	260.000	0'39.995	0'39.995	262.922	0'40.755	0'40.755	255.738	0'41.034	0'41.034	257.143
10 <sup>a</sup> - 2					1'43.991	1'04.047		1'44.912	1'04.917		1'45.595	1'04.840		1'47.223	1'06.189	
10 <sup>a</sup> - 3					2'20.023	0'36.032		2'21.317	0'36.405		2'22.105	0'36.510		2'24.190	0'36.967	
11 <sup>a</sup> - 1					0'41.005	0'41.005	257.143	0'39.720	0'39.720	262.922	0'40.643	0'40.643	257.143	0'40.844	0'40.844	258.564
11 <sup>a</sup> - 2					1'46.928	1'05.923		1'44.986	1'05.266		1'46.240	1'05.597		1'47.027	1'06.183	
11 <sup>a</sup> - 3					2'32.178	0'45.250	PIT	2'21.427	0'36.441		2'31.687	0'45.447	PIT	2'29.856	0'42.829	PIT
12 <sup>a</sup> - 1								0'39.983	0'39.983	262.922	2'09.882	2'09.882	247.620	1'36.242	1'36.242	254.348
12 <sup>a</sup> - 2								1'45.357	1'05.374		3'18.318	1'08.436		2'41.193	1'04.951	
12 <sup>a</sup> - 3								2'29.946	0'44.589	PIT	3'55.308	0'36.990		3'17.833	0'36.640	
13 <sup>a</sup> - 1								0'53.180	0'53.180	260.001	0'40.868	0'40.868	255.738	0'40.647	0'40.647	257.143
13 <sup>a</sup> - 2								1'58.772	1'05.592		1'46.600	1'05.732		1'45.736	1'05.089	
13 <sup>a</sup> - 3								2'35.005	0'36.233		2'22.986	0'36.386		2'22.090	0'36.354	
14 <sup>a</sup> - 1								0'39.722	0'39.722	262.922	0'40.816	0'40.816	255.738	0'40.793	0'40.793	257.143
14 <sup>a</sup> - 2								1'44.630	1'04.908		1'45.771	1'04.955		1'47.930	1'07.137	
14 <sup>a</sup> - 3								2'20.675	0'36.045		2'22.267	0'36.496		2'32.221	0'44.291	PIT
15 <sup>a</sup> - 1								0'41.040	0'41.040	261.453	0'40.561	0'40.561	257.143			
15 <sup>a</sup> - 2								1'46.619	1'05.579		1'46.097	1'05.536				
15 <sup>a</sup> - 3								2'22.602	0'35.983		2'22.472	0'36.375				
16 <sup>a</sup> - 1								0'45.427	0'45.427	238.776	0'45.473	0'45.473	250.268			
16 <sup>a</sup> - 2								1'58.965	1'13.538		1'50.848	1'05.375				
16 <sup>a</sup> - 3								2'50.660	0'51.695	PIT	2'41.044	0'50.196	PIT			
17 <sup>a</sup> - 1																
17 <sup>a</sup> - 2																
17 <sup>a</sup> - 3																

Ideal Lap	
0'42.048	0'42.048
1'51.849	1'09.801
2'30.271	0'38.422

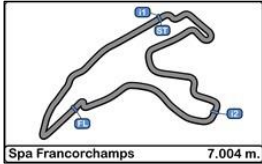
Ideal Lap	
0'39.944	0'39.944
1'43.991	1'04.047
2'19.989	0'35.998

Ideal Lap	
0'39.647	0'39.647
1'43.602	1'03.955
2'19.551	0'35.949

Ideal Lap	
0'40.561	0'40.561
1'45.401	1'04.840
2'21.776	0'36.375

Ideal Lap	
0'40.647	0'40.647
1'45.598	1'04.951
2'21.952	0'36.354

Ideal Best Lap	
0'39.647	0'39.647
1'43.602	1'03.955
2'19.389	0'35.787



**Circuit de Spa**  
**International GT Open**  
**Free Practice 3 Bronze Drivers**

**LAP ANALYSIS**

26/05/2017

Number	22			24			25			48			74			
	Lap	Lap Time	Partial	Speed	Lap Time	Partial	Speed	Lap Time	Partial	Speed	Lap Time	Partial	Speed	Lap Time	Partial	Speed
1 <sup>a</sup> - 1	0'40.649	0'40.649		257.143	0'47.559	0'47.559	173.334	0'41.689	0'41.689	251.613	0'40.983	0'40.983	258.564	0'42.046	0'42.046	250.268
1 <sup>a</sup> - 2	1'47.025	1'06.376			2'08.401	1'20.842		1'51.474	1'09.785		1'48.828	1'07.845		1'51.354	1'09.308	
1 <sup>a</sup> - 3	2'23.960	0'36.935			2'58.857	0'50.456	PIT	2'29.426	0'37.952		2'25.750	0'36.922		2'29.479	0'38.125	
2 <sup>a</sup> - 1	0'40.400	0'40.400		260.000	6'21.664	6'21.664	229.412	0'41.403	0'41.403	251.614	0'42.387	0'42.387	251.614	0'41.591	0'41.591	254.348
2 <sup>a</sup> - 2	1'46.316	1'05.916			7'35.531	1'13.867		1'51.007	1'09.604		1'48.893	1'06.506		1'48.610	1'07.019	
2 <sup>a</sup> - 3	2'22.914	0'36.598			8'13.097	0'37.566		2'29.416	0'38.409		2'26.274	0'37.381		2'26.249	0'37.639	
3 <sup>a</sup> - 1	0'40.337	0'40.337		258.564	0'40.047	0'40.047	261.453	0'42.369	0'42.369	255.738	0'40.592	0'40.592	257.143	0'43.927	0'43.927	220.755
3 <sup>a</sup> - 2	1'46.523	1'06.186			1'46.127	1'06.080		1'51.584	1'09.215		1'46.555	1'05.963		1'53.538	1'09.611	
3 <sup>a</sup> - 3	2'31.338	0'44.815		PIT	2'22.294	0'36.167		2'31.007	0'39.423		2'22.957	0'36.402		2'43.524	0'49.986	PIT
4 <sup>a</sup> - 1	4'10.004	4'10.004		254.349	0'39.816	0'39.816	264.408	0'41.432	0'41.432	257.143	0'40.446	0'40.446	257.143	3'06.442	3'06.442	207.080
4 <sup>a</sup> - 2	5'16.599	1'06.595			1'45.592	1'05.776		1'50.551	1'09.119		1'45.886	1'05.440		4'14.317	1'07.875	
4 <sup>a</sup> - 3	5'53.314	0'36.715			2'22.020	0'36.428		2'28.670	0'38.119		2'23.017	0'37.131		4'54.871	0'40.554	
5 <sup>a</sup> - 1	0'40.555	0'40.555		257.143	0'44.944	0'44.944	160.275	0'40.892	0'40.892	250.268	0'40.340	0'40.340	257.143	0'40.449	0'40.449	252.974
5 <sup>a</sup> - 2	2'12.539	1'31.984			1'54.128	1'09.184		1'50.402	1'09.510		1'45.879	1'05.539		1'47.853	1'07.404	
5 <sup>a</sup> - 3	3'13.861	1'01.322		PIT	2'30.476	0'36.348		2'27.844	0'37.442		2'29.817	0'43.938	PIT	2'41.388	0'53.535	PIT
6 <sup>a</sup> - 1	8'51.609	8'51.609		200.859	0'39.922	0'39.922	262.922	0'41.270	0'41.270	257.143	9'01.555	9'01.555	255.738	8'42.902	8'42.902	195.000
6 <sup>a</sup> - 2	10'05.093	1'13.484			1'47.475	1'07.553		1'49.791	1'08.521		10'09.839	1'08.284		9'51.366	1'08.464	
6 <sup>a</sup> - 3	10'44.006	0'38.913			2'31.623	0'44.148	PIT	2'28.574	0'38.783		10'46.540	0'36.701		10'28.755	0'37.389	
7 <sup>a</sup> - 1	0'40.682	0'40.682		257.143	1'57.450	1'57.450	255.738	0'41.168	0'41.168	257.143	0'40.603	0'40.603	255.738	0'40.249	0'40.249	257.143
7 <sup>a</sup> - 2	1'47.566	1'06.884			3'04.811	1'07.361		2'09.932	1'28.764		1'46.498	1'05.895		1'44.348	1'04.099	
7 <sup>a</sup> - 3	2'24.766	0'37.200			3'40.889	0'36.078		3'10.874	1'00.942	PIT	2'22.922	0'36.424		2'20.597	0'36.249	
8 <sup>a</sup> - 1	0'40.504	0'40.504		258.564	0'39.891	0'39.891	260.001	7'05.515	7'05.515	238.776	0'40.410	0'40.410	258.564	0'41.243	0'41.243	243.750
8 <sup>a</sup> - 2	1'48.666	1'08.162			1'45.083	1'05.192		8'18.393	1'12.878		1'46.021	1'05.611		1'46.712	1'05.469	
8 <sup>a</sup> - 3	2'33.973	0'45.307		PIT	2'21.103	0'36.020		8'57.445	0'39.052		2'23.135	0'37.114		2'41.546	0'54.834	PIT
9 <sup>a</sup> - 1	1'30.327	1'30.327		257.143	0'39.845	0'39.845	261.453	0'41.982	0'41.982	242.487	0'41.307	0'41.307	255.738			
9 <sup>a</sup> - 2	2'44.454	1'14.127			1'45.000	1'05.155		1'53.031	1'11.049		1'47.082	1'05.775				
9 <sup>a</sup> - 3	3'21.601	0'37.147			2'21.086	0'36.086		2'31.494	0'38.463		2'30.218	0'43.136	PIT			
10 <sup>a</sup> - 1	0'40.302	0'40.302		258.564	0'40.028	0'40.028	261.453	0'40.894	0'40.894	258.564	2'36.392	2'36.392	252.974			
10 <sup>a</sup> - 2	1'44.932	1'04.630			1'49.579	1'09.551		1'50.433	1'09.539		3'44.740	1'08.348				
10 <sup>a</sup> - 3	2'20.772	0'35.840			2'34.576	0'44.997	PIT	2'42.137	0'51.704	PIT	4'28.953	0'44.213	PIT			
11 <sup>a</sup> - 1	0'39.936	0'39.936		260.000				0'55.983	0'55.983	250.268	0'53.524	0'53.524	254.348			
11 <sup>a</sup> - 2	1'44.516	1'04.580						2'06.522	1'10.539		1'58.536	1'05.012				
11 <sup>a</sup> - 3	2'20.351	0'35.835						2'56.249	0'49.727	PIT	2'34.800	0'36.264				
12 <sup>a</sup> - 1	0'39.953	0'39.953		260.000				1'27.553	1'27.553	252.974	0'40.186	0'40.186	258.564			
12 <sup>a</sup> - 2	1'44.184	1'04.231						2'37.057	1'09.504		1'44.704	1'04.518				
12 <sup>a</sup> - 3	2'19.971	0'35.787						3'15.066	0'38.009		2'20.838	0'36.134				
13 <sup>a</sup> - 1	0'40.071	0'40.071		260.000				0'41.365	0'41.365	254.348	0'40.328	0'40.328	258.564			
13 <sup>a</sup> - 2	1'44.367	1'04.296						1'49.871	1'08.506		1'45.327	1'04.999				
13 <sup>a</sup> - 3	2'20.390	0'36.023						2'27.483	0'37.612		2'21.331	0'36.004				
14 <sup>a</sup> - 1	0'44.686	0'44.686		232.836				0'41.446	0'41.446	255.738	0'40.125	0'40.125	258.564			
14 <sup>a</sup> - 2	1'56.487	1'11.801						1'50.569	1'09.123		1'44.302	1'04.177				
14 <sup>a</sup> - 3	2'44.568	0'48.081		PIT				2'28.718	0'38.149		2'20.232	0'35.930				
15 <sup>a</sup> - 1								0'41.354	0'41.354	255.738	0'40.861	0'40.861	250.268			
15 <sup>a</sup> - 2								1'50.327	1'08.973		1'51.095	1'10.234				
15 <sup>a</sup> - 3								2'27.537	0'37.210		2'42.691	0'51.596	PIT			
16 <sup>a</sup> - 1								0'40.924	0'40.924	257.143						
16 <sup>a</sup> - 2								1'49.584	1'08.660							
16 <sup>a</sup> - 3								2'26.720	0'37.136							
17 <sup>a</sup> - 1								0'42.193	0'42.193	250.268						
17 <sup>a</sup> - 2								1'52.057	1'09.864							
17 <sup>a</sup> - 3								2'41.979	0'49.922	PIT						

Ideal Lap	
0'39.936	0'39.936
1'44.167	1'04.231
2'19.954	0'35.787

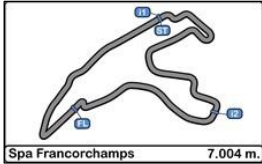
Ideal Lap	
0'39.816	0'39.816
1'44.971	1'05.155
2'20.991	0'36.020

Ideal Lap	
0'40.892	0'40.892
1'49.398	1'08.506
2'26.534	0'37.136

Ideal Lap	
0'40.125	0'40.125
1'44.302	1'04.177
2'20.232	0'35.930

Ideal Lap	
0'40.249	0'40.249
1'44.348	1'04.099
2'20.597	0'36.249

Ideal Best Lap	
0'39.647	0'39.647
1'43.602	1'03.955
2'19.389	0'35.787



**Circuit de Spa  
International GT Open  
Free Practice 3 Bronze Drivers**

**LAP ANALYSIS**

26/05/2017

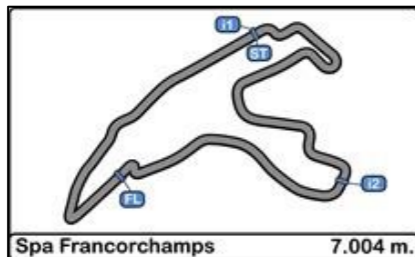
Number	88			99			555		
Lap	Lap Time	Partial	Speed	Lap Time	Partial	Speed	Lap Time	Partial	Speed
1 <sup>a</sup> - 1	0'41.200	0'41.200	255.738	0'41.798	0'41.798	252.974	0'43.674	0'43.674	222.858
1 <sup>a</sup> - 2	1'48.453	1'07.253		1'48.817	1'07.019		1'55.605	1'11.931	
1 <sup>a</sup> - 3	2'25.688	0'37.235		2'26.336	0'37.519		2'34.867	0'39.262	
2 <sup>a</sup> - 1	0'40.867	0'40.867	258.564	0'41.156	0'41.156	257.143	0'42.078	0'42.078	257.143
2 <sup>a</sup> - 2	1'47.926	1'07.059		1'47.200	1'06.044		1'52.044	1'09.966	
2 <sup>a</sup> - 3	2'24.930	0'37.004		2'27.684	0'40.484		2'42.105	0'50.061	PIT
3 <sup>a</sup> - 1	0'40.934	0'40.934	255.738	0'41.265	0'41.265	255.738	2'34.436	2'34.436	247.620
3 <sup>a</sup> - 2	1'47.490	1'06.556		1'48.305	1'07.040		3'42.761	1'08.325	
3 <sup>a</sup> - 3	2'24.530	0'37.040		2'34.092	0'45.787	PIT	4'20.394	0'37.633	
4 <sup>a</sup> - 1	0'40.968	0'40.968	257.143	2'31.463	2'31.463	246.316	0'40.792	0'40.792	260.001
4 <sup>a</sup> - 2	1'48.040	1'07.072		3'38.714	1'07.251		1'48.205	1'07.413	
4 <sup>a</sup> - 3	2'35.410	0'47.370	PIT	4'16.376	0'37.662		2'24.984	0'36.779	
5 <sup>a</sup> - 1	1'48.078	1'48.078	242.488	0'41.153	0'41.153	254.348	0'40.645	0'40.645	261.453
5 <sup>a</sup> - 2	2'56.442	1'08.364		1'46.131	1'04.978		1'48.160	1'07.515	
5 <sup>a</sup> - 3	3'33.395	0'36.953		2'22.909	0'36.778		2'39.270	0'51.110	PIT
6 <sup>a</sup> - 1	0'41.066	0'41.066	218.692	0'40.806	0'40.806	255.738	9'21.849	9'21.849	254.348
6 <sup>a</sup> - 2	2'35.361	1'54.295		6'59.942	6'19.136		10'29.958	1'08.109	
6 <sup>a</sup> - 3	3'36.152	1'00.791	PIT	8'02.556	1'02.614	PIT	11'06.772	0'36.814	
7 <sup>a</sup> - 1							0'40.402	0'40.402	260.000
7 <sup>a</sup> - 2							1'46.158	1'05.756	
7 <sup>a</sup> - 3							2'22.341	0'36.183	
8 <sup>a</sup> - 1							0'39.952	0'39.952	261.453
8 <sup>a</sup> - 2							1'44.773	1'04.821	
8 <sup>a</sup> - 3							2'20.944	0'36.171	
9 <sup>a</sup> - 1							0'39.947	0'39.947	261.453
9 <sup>a</sup> - 2							1'44.346	1'04.399	
9 <sup>a</sup> - 3							2'20.140	0'35.794	
10 <sup>a</sup> - 1							0'39.994	0'39.994	261.453
10 <sup>a</sup> - 2							1'44.077	1'04.083	
10 <sup>a</sup> - 3							2'19.954	0'35.877	
11 <sup>a</sup> - 1							0'40.264	0'40.264	260.000
11 <sup>a</sup> - 2							1'49.377	1'09.113	
11 <sup>a</sup> - 3							2'33.745	0'44.368	
12 <sup>a</sup> - 1							0'39.981	0'39.981	261.453
12 <sup>a</sup> - 2							1'44.839	1'04.858	
12 <sup>a</sup> - 3							2'21.223	0'36.384	
13 <sup>a</sup> - 1							0'40.149	0'40.149	260.001
13 <sup>a</sup> - 2							1'44.524	1'04.375	
13 <sup>a</sup> - 3							2'20.381	0'35.857	
14 <sup>a</sup> - 1							0'40.235	0'40.235	261.453
14 <sup>a</sup> - 2							1'44.759	1'04.524	
14 <sup>a</sup> - 3							2'20.819	0'36.060	
15 <sup>a</sup> - 1							0'40.020	0'40.020	260.000
15 <sup>a</sup> - 2							1'44.606	1'04.586	
15 <sup>a</sup> - 3							2'29.625	0'45.019	PIT
16 <sup>a</sup> - 1									
16 <sup>a</sup> - 2									
16 <sup>a</sup> - 3									
17 <sup>a</sup> - 1									
17 <sup>a</sup> - 2									
17 <sup>a</sup> - 3									

Ideal Lap	
0'40.867	0'40.867
1'47.423	1'06.556
2'24.376	0'36.953

Ideal Lap	
0'40.806	0'40.806
1'45.784	1'04.978
2'22.562	0'36.778

Ideal Lap	
0'39.947	0'39.947
1'44.030	1'04.083
2'19.824	0'35.794

Ideal Best Lap	
0'39.647	0'39.647
1'43.602	1'03.955
2'19.389	0'35.787

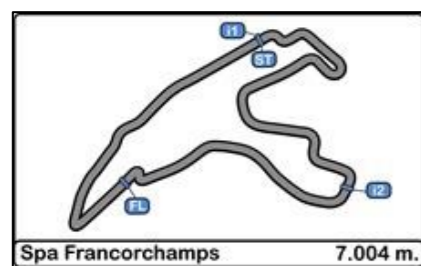


**Circuit de Spa**  
**International GT Open**  
**Free Practice 3 Bronze Drivers**

**Best Sectors Results**

26/05/2017

Sector - 1				Sector - 2				Sector - 3				Ideal Lap vs Best Lap				
Ord.	Nº	Driver	Time	Nº	Driver	Time	Nº	Driver	Time	Ord.	Nº	Driver	Ideal Lap	Best Lap	Ord.	
1	10	Jordan Witt	39.647	10	Jordan Witt	1'03.955	22	Shaun Balfe	35.787	1	10	Jordan Witt	2'19.551	2'20.005	3	
2	24	Michael Benham	39.816	8	Piergiuseppe Perazzini	1'04.047	555	Hiroshi Hamaguchi	35.794	2	555	Hiroshi Hamaguchi	2'19.824	2'19.954	1	
3	22	Shaun Balfe	39.936	555	Hiroshi Hamaguchi	1'04.083	48	Alex Moissev	35.930	3	22	Shaun Balfe	2'19.954	2'19.971	2	
4	8	Piergiuseppe Perazzini	39.944	74	Alexander Hrachowina	1'04.099	10	Jordan Witt	35.949	4	8	Piergiuseppe Perazzini	2'19.989	2'20.023	4	
5	555	Hiroshi Hamaguchi	39.947	48	Alex Moissev	1'04.177	8	Piergiuseppe Perazzini	35.998	5	48	Alex Moissev	2'20.232	2'20.232	5	
6	48	Alex Moissev	40.125	22	Shaun Balfe	1'04.231	24	Michael Benham	36.020	6	74	Alexander Hrachowina	2'20.597	2'20.597	6	
7	74	Alexander Hrachowina	40.249	16	Marcelo Hahn	1'04.840	74	Alexander Hrachowina	36.249	7	24	Michael Benham	2'20.991	2'21.086	7	
8	16	Marcelo Hahn	40.561	20	Valentin Pierburg	1'04.951	20	Valentin Pierburg	36.354	8	16	Marcelo Hahn	2'21.776	2'22.105	9	
9	20	Valentin Pierburg	40.647	99	António Coimbra	1'04.978	16	Marcelo Hahn	36.375	9	20	Valentin Pierburg	2'21.952	2'22.090	8	
10	99	António Coimbra	40.806	24	Michael Benham	1'05.155	99	António Coimbra	36.778	10	99	António Coimbra	2'22.562	2'22.909	10	
11	88	Alexander West	40.867	88	Alexander West	1'06.556	88	Alexander West	36.953	11	88	Alexander West	2'24.376	2'24.530	11	
12	25	Ivor Dunbar	40.892	25	Ivor Dunbar	1'08.506	25	Ivor Dunbar	37.136	12	25	Ivor Dunbar	2'26.534	2'26.720	12	
13	5	Fu Songyang	42.048	5	Fu Songyang	1'09.801	5	Fu Songyang	38.422	13	5	Fu Songyang	2'30.271	2'30.473	13	



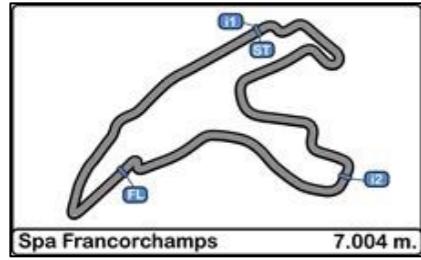
**Circuit de Spa**  
**International GT Open**  
**Free Practice 3 Bronze Drivers**

**Best Top Speeds**

26/05/2017

Ord.	Nº	Entrant / Team	Nat.	Driver	Nat.	St.	Driver 2	Nat.	St.	Vehicle	Cat.	Cla.	Top 1		Top 2		Top 3		Top 4		Top 5		Avg.	
													Km/h	Lap	Km/h	Lap	Km/h	Lap	Km/h	Lap	Km/h	Lap		Km/h
1	10	Jordan Racing	GBR	Jordan Witt	GBR	Bronze	Michael Meadows	GBR	Gold	Bentley GT3	PROAM	1º	265.909	10	264.407	3	264.407	5	262.921	2	262.921	4	264.113	
2	24	Garage 59	GBR	Michael Benham	GBR	Bronze	Duncan Tappy	GBR	Gold	McLaren 650 S GT3 2015	PROAM	2º	264.407	5	262.921	7	261.453	11	261.452	4	261.452	10	262.337	
3	555	FFF Racing Team by ACM	CHN	Hiroshi Hamaguchi	JPN	Bronze	Vitantonio Liuzzi	ITA	Platinum	Lamborghini Huracan GT3	PROAM	3º	261.453	9	261.453	13	261.453	15	261.452	6	261.452	10	261.453	
4	8	AF Corse	ITA	Piergiuseppe Perazzini	ITA	Bronze	Marco Cioci	ITA	Gold	Ferrari 488 GT3	PROAM	4º	260.000	9	260.000	11	258.564	6	258.564	10	257.143	12	258.854	
5	22	Shaun Balfe / Balfe Motorsport	GBR	Shaun Balfe	GBR	Bronze	Rob Bell	GBR	Platinum	McLaren 650 S GT3 2015	PROAM	5º	260.000	3	260.000	12	260.000	13	260.000	14	258.564	4	259.713	
6	20	SPS Automotive Performance	DEU	Valentin Pierburg	DEU	Bronze	Jules Szymkowiak	NLD	Silver	Mercedes AMG GT3	PROAM	6º	258.564	10	258.564	12	257.143	11	257.143	7	257.143	14	257.711	
7	25	FF Corse	GBR	Ivor Dunbar	GBR	Bronze	Johnny Mowlem	GBR	Gold	Ferrari 488 GT3	PROAM	7º	258.564	11	257.143	5	257.143	7	257.143	8	257.143	17	257.427	
8	48	Spirit of Race / Kaspersky	CHE	Alex Moissev	RUS	Bronze	Davide Rizzo	ITA	Bronze	Ferrari 488 GT3	AM	1º	258.564	2	258.564	9	258.564	13	258.564	14	258.564	15	258.564	
9	88	Garage 59	GBR	Alexander West	SWE	Bronze	Côme Ledogar	FRA	Platinum	McLaren 650 S GT3 2015	PROAM	8º	258.564	3	257.143	5	255.738	2	255.738	4	243.750	1	254.186	
10	16	Drivex School	ESP	Marcelo Hahn	BRA	Bronze	Allam Khodair	BRA	Gold	Mercedes AMG GT3	PROAM	9º	257.143	6	257.143	16	257.143	10	257.143	12	255.738	9	256.862	
11	74	MS Racing	AUT	Alexander Hrachowina	AUT	Bronze	Martin Konrad	AUT	Bronze	Mercedes AMG GT3	AM	2º	257.143	8	254.348	3	252.973	6	250.267	2	245.026	1	251.951	
12	99	Sports and You	PRT	António Coimbra	PRT	Bronze	Luis Silva	PRT	Bronze	Mercedes AMG GT3	AM	3º	257.143	3	255.738	4	255.738	7	254.348	6	252.973	2	255.188	
13	5	SF Racing	CHN	Fu Songyang	CHN	Bronze	Andrea Caldarelli	ITA	Gold	Ferrari 488 GT3	PROAM	10º	254.348	2	251.613	3	229.412	1						245.124



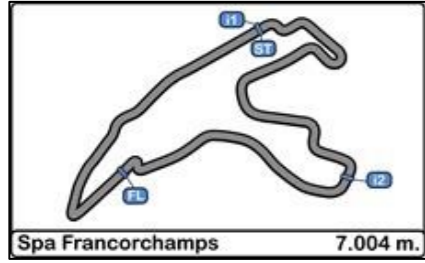


**Circuit de Spa**  
**International GT Open**  
**Free Practice 3 Bronze Drivers**

**Fastest Lap Sequence**

26/05/2017

<u>Time of Day</u>	<u>Session Time</u>	<u>Nº</u>	<u>Entrant / Team</u>	<u>Nat.</u>	<u>Driver</u>	<u>Nat.</u>	<u>St.</u>	<u>Driver_2</u>	<u>Nat.</u>	<u>St.</u>	<u>Vehicle</u>	<u>Cat.</u>	<u>Time</u>	<u>Km/h</u>	<u>Lap</u>
16:20'18.336	4'57.280	25	FF Corse	GBR	Ivor Dunbar	GBR	Bronze	Johnny Mowlem	GBR	Gold	Ferrari 488 GT3	PROAM	2'29.426	168.742	2
16:20'23.366	5'02.507	99	Sports and You	PRT	António Coimbra	PRT	Bronze	Luis Silva	PRT	Bronze	Mercedes AMG GT3	AM	2'26.336	172.305	2
16:20'25.563	5'04.700	10	Jordan Racing	GBR	Jordan Witt	GBR	Bronze	Michael Meadows	GBR	Gold	Bentley GT3	PROAM	2'20.005	180.096	2
16:54'54.860	39'33.977	555	FFF Racing Team by ACM	CHN	Hiroshi Hamaguchi	JPN	Bronze	Vitantonio Liuzzi	ITA	Platinum	Lamborghini Huracan GT3	PROAM	2'19.954	180.162	11

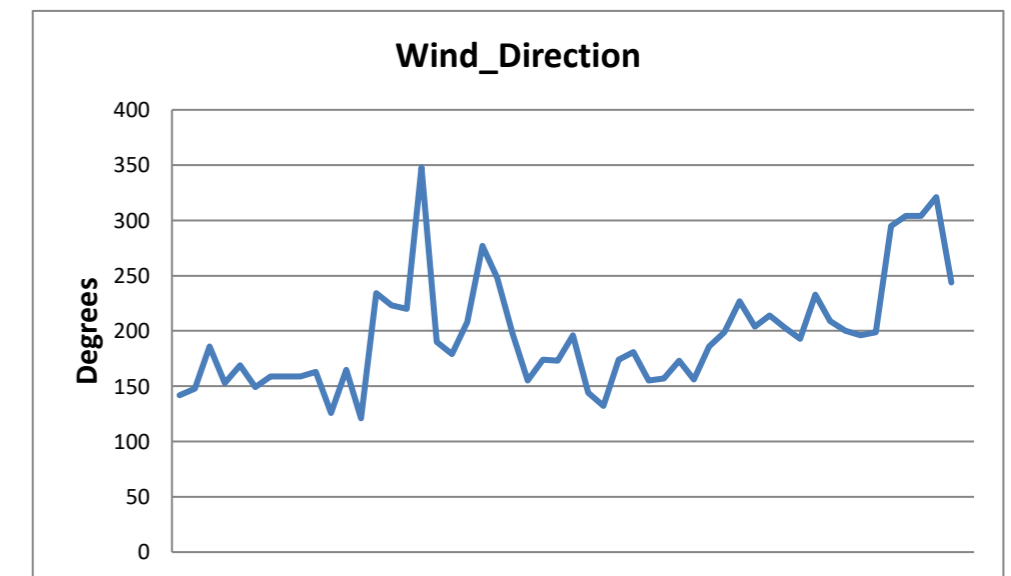
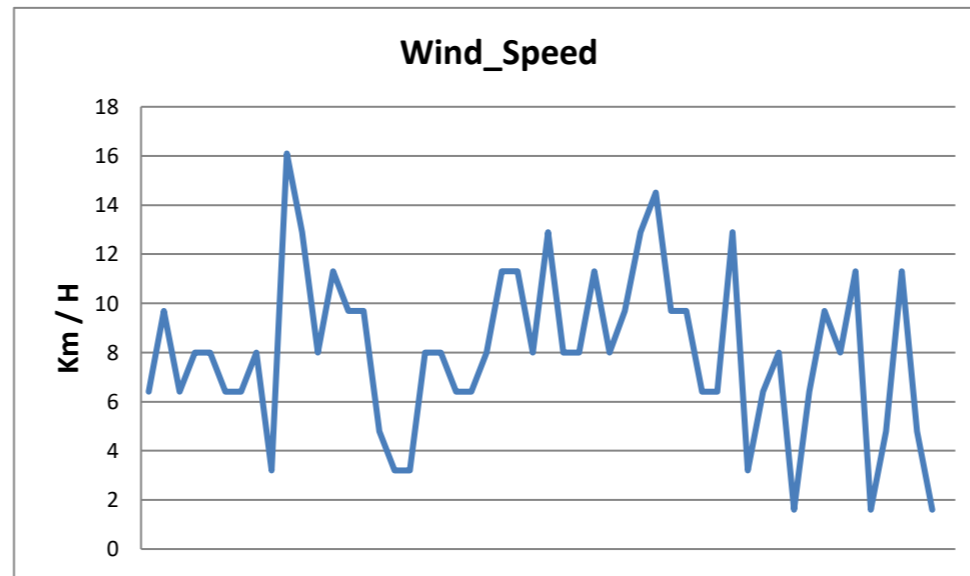
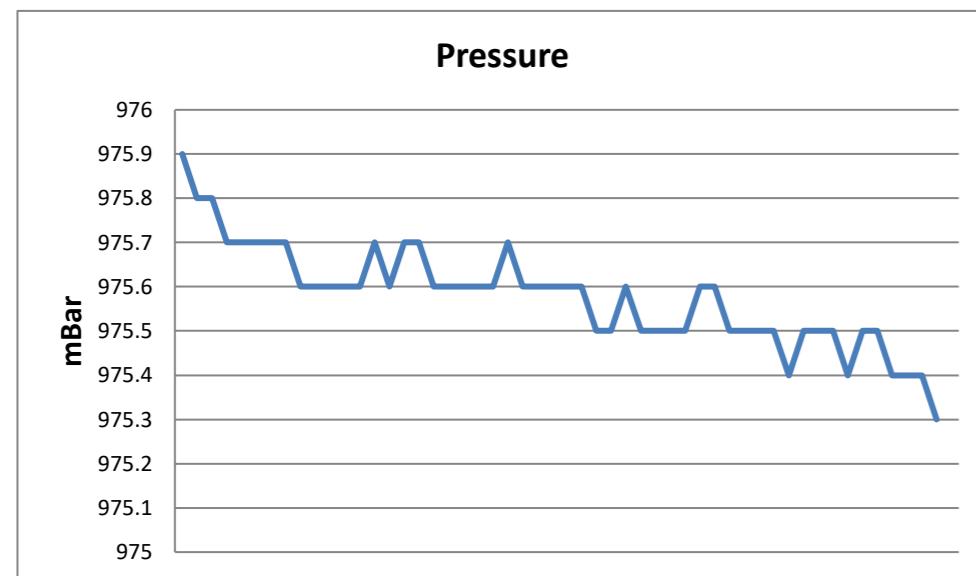
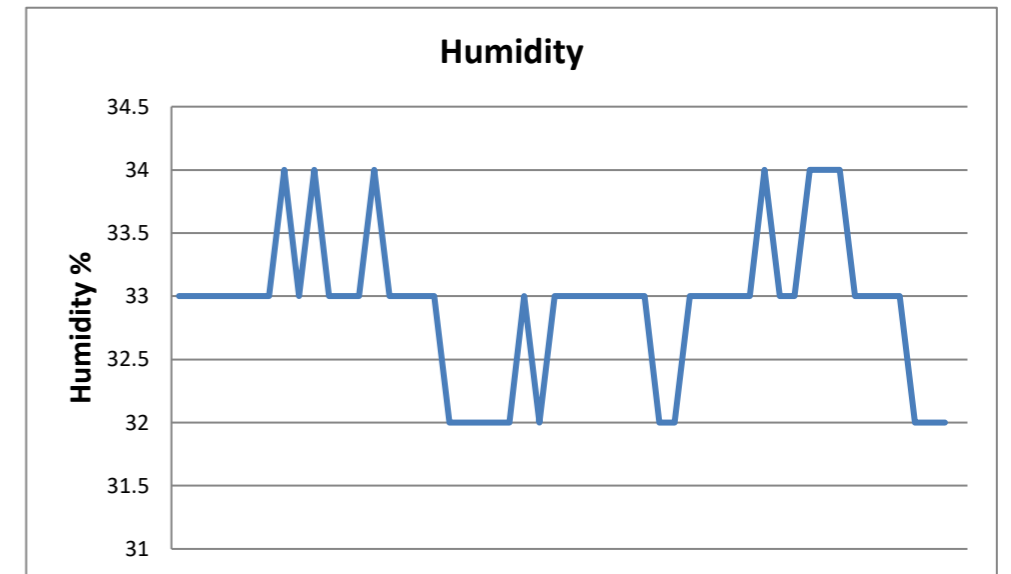
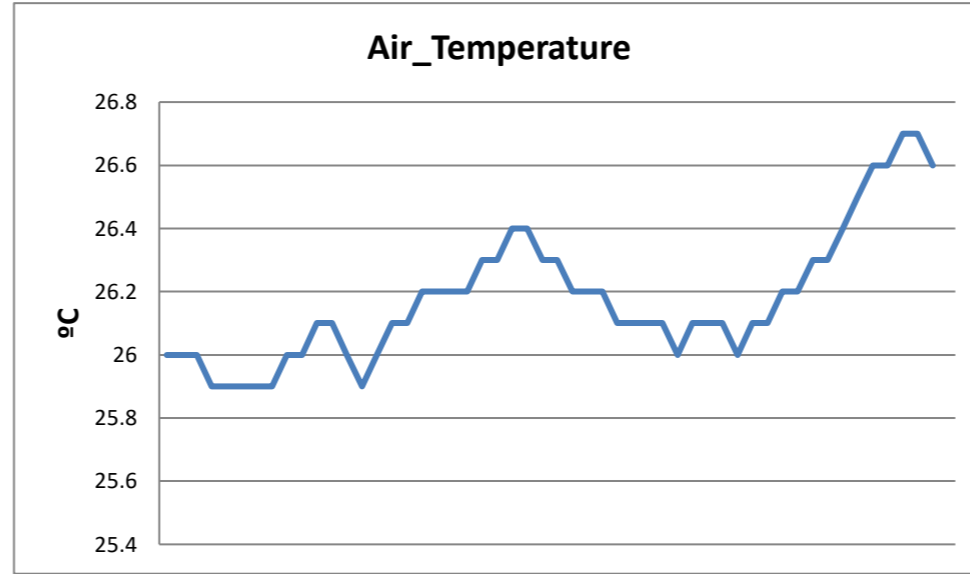
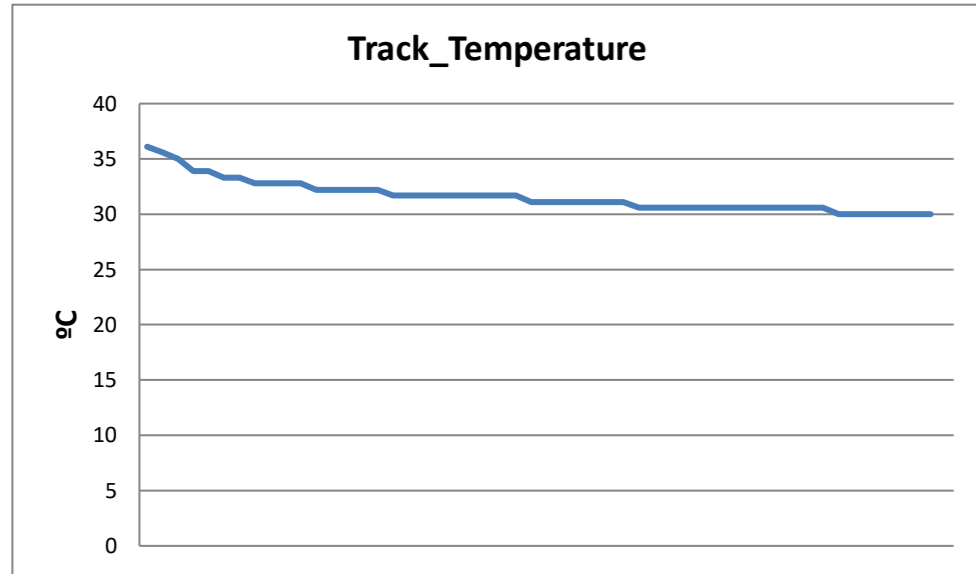


**Circuit de Spa  
International GT Open  
Free Practice 3 Bronze Drivers**

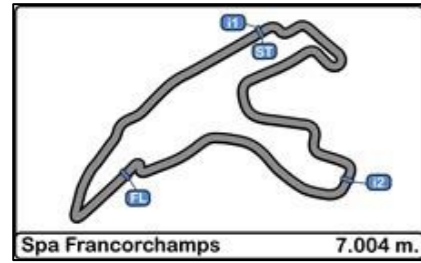
**Weather Report**

26/05/2017

Track Status DRY







**Circuit de Spa  
International GT Open**

**FREE PRACTICES RESULTS**

26/05/2017

Ord.	Nº	Entrant / Team	Nat.	Driver	Nat.	St.	Driver 2	Nat.	St.	Vehicle	Cat.	Cla.	Laps	Laps1	BL1	Time-1	Laps2	BL2	Time-2	Laps	BL3	Time-3	Best	Km/h
1	8	AF Corse	ITA	Piergiuseppe Perazzini	ITA	Bronze	Marco Cioci	ITA	Gold	Ferrari 488 GT3	PROAM	1º	50	21	7	2'19.988	17	15	2'18.208	12	11	2'20.023	<b>2'18.208</b>	182.438
2	5	SF Racing	CHN	Fu Songyang	CHN	Bronze	Andrea Caldarelli	ITA	Gold	Ferrari 488 GT3	PROAM	2º	40	21	7	2'19.196	16	13	2'19.128	3	2	2'30.473	<b>2'19.128</b>	181.232
3	20	SPS Automotive Performance	DEU	Valentin Pierburg	DEU	Bronze	Jules Szymkowiak	NLD	Silver	Mercedes AMG GT3	PROAM	3º	51	20	8	2'20.607	16	3	2'19.148	15	14	2'22.090	<b>2'19.148</b>	181.206
4	7	Solaris Motorsport	ITA	Francesco Sini	ITA	Gold	Mauro Calamia	CHE	Silver	Aston Martin Vantage GT3	PRO	1º	38	21	8	2'22.265	17	10	2'19.401				<b>2'19.401</b>	180.877
5	22	Shaun Balfe / Balfe Motorsport	GBR	Shaun Balfe	GBR	Bronze	Rob Bell	GBR	Platinum	McLaren 650 S GT3 2015	PROAM	4º	47	20	5	2'19.603	12	11	2'21.496	15	13	2'19.971	<b>2'19.603</b>	180.615
6	25	FF Corse	GBR	Ivor Dunbar	GBR	Bronze	Johnny Mowlem	GBR	Gold	Ferrari 488 GT3	PROAM	5º	44	10	7	2'20.855	16	10	2'19.755	18	17	2'26.720	<b>2'19.755</b>	180.419
7	1	Imperiale Racing	ITA	Thomas Biagi	ITA	Gold	Giovanni Venturini	ITA	Gold	Lamborghini Huracan GT3	PRO	2º	33	20	8	2'22.397	13	8	2'19.900				<b>2'19.900</b>	180.232
8	54	Emil Frey Lexus Racing	CHE	Albert Costa	ESP	Gold	Philipp Frommenwiler	CHE	Silver	Lexus RC-F GT3	PRO	3º	26	19	8	2'19.912	7	5	2'31.782				<b>2'19.912</b>	180.216
9	555	FFF Racing Team by ACM	CHN	Hiroshi Hamaguchi	JPN	Bronze	Vitantonio Liuzzi	ITA	Platinum	Lamborghini Huracan GT3	PROAM	6º	49	17	5	2'23.248	16	8	2'21.452	16	11	2'19.954	<b>2'19.954</b>	180.162
10	10	Jordan Racing	GBR	Jordan Witt	GBR	Bronze	Michael Meadows	GBR	Gold	Bentley GT3	PROAM	7º	52	20	5	2'22.773	15	9	2'21.826	17	2	2'20.005	<b>2'20.005</b>	180.096
11	39	Nigel Mustill / Wessex Vehicles	GBR	Tomas Enge	CZE	Platinum	Craig Dolby	GBR	Gold	Lamborghini Gallardo Rex GT3	PRO	4º	37	21	4	2'20.022	16	5	2'22.053				<b>2'20.022</b>	180.075
12	488	Spirit of Race	CHE	Miguel Ramos	PRT	Silver	Mikkel Mac	DNK	Gold	Ferrari 488 GT3	PRO	5º	38	21	6	2'20.125	17	5	2'20.363				<b>2'20.125</b>	179.942
13	48	Spirit of Race / Kaspersky	CHE	Alex Moissev	RUS	Bronze	Davide Rizzo	ITA	Bronze	Ferrari 488 GT3	AM	1º	54	21	3	2'21.721	17	16	2'21.438	16	15	2'20.232	<b>2'20.232</b>	179.805
14	51	RACE / BMW Team Teo Martin	ESP	Lourenço Beirão da Veiga	PRT	Silver	Nelson Piquet jr	BRA	Platinum	BMW M6 GT3	PRO	6º	31	22	20	2'20.300	9	4	2'21.929				<b>2'20.300</b>	179.718
15	23	Imperiale Racing	ITA	Vito Postiglione	ITA	Gold	Andrea Fontana	ITA	Silver	Lamborghini Huracan GT3	PRO	7º	35	20	7	2'21.501	15	14	2'20.415				<b>2'20.415</b>	179.571
16	88	Garage 59	GBR	Alexander West	SWE	Bronze	Côme Ledogar	FRA	Platinum	McLaren 650 S GT3 2015	PROAM	8º	42	19	10	2'20.558	16	15	2'22.226	7	4	2'24.530	<b>2'20.558</b>	179.388
17	74	MS Racing	AUT	Alexander Hrachowina	AUT	Bronze	Martin Konrad	AUT	Bronze	Mercedes AMG GT3	AM	2º	41	16	7	2'20.930	16	15	2'23.592	9	8	2'20.597	<b>2'20.597</b>	179.338
18	55	Farnbacher Racing	DEU	Dominik Farnbacher	DEU	Gold	Mario Farnbacher	DEU	Silver	Lexus RC-F GT3	PRO	8º	31	18	3	2'20.931	13	11	2'22.019				<b>2'20.931</b>	178.913
19	24	Garage 59	GBR	Michael Benham	GBR	Bronze	Duncan Tappy	GBR	Gold	McLaren 650 S GT3 2015	PROAM	9º	45	19	14	2'20.938	15	8	2'21.960	11	10	2'21.086	<b>2'20.938</b>	178.904
20	65	RACE / BMW Team Teo Martin	ESP	Victor Bouveng	SWE	Silver	Fran Rueda	ESP	Silver	BMW M6 GT3	PRO	9º	40	23	9	2'22.458	17	9	2'21.241				<b>2'21.241</b>	178.520
21	16	Drivex School	ESP	Marcelo Hahn	BRA	Bronze	Allam Khodair	BRA	Gold	Mercedes AMG GT3	PROAM	10º	53	20	15	2'21.308	16	11	2'27.832	17	11	2'22.105	<b>2'21.308</b>	178.436
22	11	Ratón Racing	ITA	Edoardo Liberati	ITA	Silver	Kang Ling	CHN	Silver	Lamborghini Huracan GT3	PRO	10º	26	12	7	2'23.080	14	13	2'21.427				<b>2'21.427</b>	178.286
23	90	Autoclub Excelsior / Brussels Racing	BEL	Tim Verbergt	BEL	Gold	Sam Dejonghe	BEL	Silver	Aston Martin Vantage GT3	PRO	11º	29	19	7	2'21.573	10	5	2'22.073				<b>2'21.573</b>	178.102
24	99	Sports and You	PRT	António Coimbra	PRT	Bronze	Luis Silva	PRT	Bronze	Mercedes AMG GT3	AM	3º	40	19	7	2'25.039	14	8	2'25.713	7	6	2'22.909	<b>2'22.909</b>	176.437
25	12	Sports and You	PRT	Marcio Basso	BRA	Bronze	Nonô Figueiredo	BRA	Bronze	Mercedes AMG GT3	AM	4º	31	18	16	2'25.020	13	12	2'29.580				<b>2'25.020</b>	173.868

Published at:.....

<b>Stewards:</b>	<b>Race Director:</b>	<b>Timekeeper:</b> 
------------------	-----------------------	------------------------

