

Silverstone, Length: 5901m
 Air temperature: 16.24°C
 Track temperature: 17.25°C
 Weather condition: Wet

Blancpain GT Sports Club

Result List Main Race



STEWARDS
 LOG NR 34

Provisional

POSTED
 at 18:06



Saturday, May 13, 2017 17:20:00

started : 20 classified : 20 not classified : 0

Nr.	Drivers	Team	Laps	Total Time	Gap	Kph	Lap	Time	Kph
Cl.	Car	Entrant							
1	33 J.Minshaw Lamborghini Huracan GT3	Barwell Motorsport	20	41:47.697		169.4	6	2:04.340	170.8
2	2 K.Ojeh BMW M6 GT3	Boutsen Ginion	20	41:47.903	0.206	169.7	8	2:03.688	171.7
3	72 A.Pons Mercedes SLS AMG GT3	AKKA ASP	20	41:58.177	10.480	169.0	17	2:05.118	169.7
4	63 N.Vandierendonck Lamborghini Huracan GT3	Shipex by Ombra Racing	20	42:11.737	24.040	168.0	4	2:05.399	169.4
5	963 C.Leimer Lamborghini Huracan GT3	Autovitesse Garage R.Affolter	20	42:16.931	29.234	169.5	2	2:04.331	170.8
6	65 A.De Bernardi Ferrari 458 Italia GT3	Kessel Racing	20	42:17.055	29.358	167.8	8	2:05.771	168.9
7	51 C.Ulrich Ferrari 458 Italia GT3	AF Corse	20	42:18.769	31.072	167.6	5	2:05.689	169.0
8	77 F.Scheltema Ferrari 458 Italia GT3	Kessel Racing	20	42:21.023	33.326	167.6	10	2:05.937	168.6
9	488 P.Van Glabeke Ferrari 488 GT3	AF Corse	20	42:29.076	41.379	167.4	18	2:05.431	169.3
10	911 J.Häring Porsche 991 GT3 R	Herberth Motorsport	20	42:31.377	43.680	167.1	17	2:05.794	168.8
11	111 S.Earle Iron Ferrari 458 Italia GT3	Kessel Racing	20	42:42.747	55.050	166.1	5	2:06.084	168.4
12	4 C.Gosselin Lamborghini Gallardo Extenso R-EX	Boutsen Ginion	20	43:04.908	1:17.211	165.0	7	2:07.703	166.3
13	17 C.McKansy Lamborghini Huracan GT3	HP Racing	20	43:11.445	1:23.748	164.6	18	2:06.597	167.8
14	87 M.Thomas Mercedes SLS AMG GT3	AKKA ASP	20	43:11.985	1:24.288	164.4	20	2:07.684	166.3
15	3 K.Frers Iron Ferrari 488 GT3	Artega Rennsport	20	43:33.321	1:45.624	162.9	5	2:08.997	164.6
16	21 P.Hirschi BMW Z4 GT3	CMR	20	43:34.116	1:46.419	163.2	6	2:09.416	164.1
17	6 P.Feligioni Lamborghini Gallardo Extenso R-EX	Boutsen Ginion	20	43:52.671	2:04.974	162.1	18	2:09.287	164.3
18	50 L.Soenen Iron Ferrari 488 GT3	AF Corse	20	43:53.614	2:05.917	162.1	18	2:09.679	163.8
19	66 R.Rayneri Mercedes SLS AMG GT3	GDL Racing	19	43:44.672	1LAPS	154.2	19	2:09.896	163.5
20	49 H.Blank Cup Ferrari 458 Challenge	AF Corse	19	43:50.014	1LAPS	153.9	4	2:15.815	156.4

Did not start

16 O.Morley Black Falcon
 Mercedes-AMG GT3 Black Falcon

Fastest lap of the race. Car 2 driver Karim Ojeh on lap 8. Time 2:03.688, average speed 171.7 km/h.

Following race director decision drive trough penalty in exchange a time penalty of 30 seconds for car no. 963

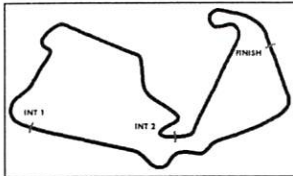
Subject to final scrutineering!

Publication time:	Race Director: Alain Adam	Timekeeper: Steffen Ruhl
-------------------	---------------------------	--------------------------

ver: 1.0

Page 1/ 1 printed: 13.5.2017 18:04





Blancpain GT Sports Club

Class Result List Main Race

Provisional



Silverstone, Length: 5901m
Air temperature: 16.24°C
Track temperature: 17.25°C
Weather condition: Wet



Saturday, May 13, 2017 17:20:00

started : 20 classified : 20 not classified : 0

Nr. Drivers	Team	Laps	Total Time	Gap	Kph	Lap	Time	Kph
Car	Entrant							

CLASS: Iron Cup

Started: 3 Classified: 3 Not Classified: 0

1	111 S.Earle	Kessel Racing	20	42:42.747		166.1	5	2:06.084	168.4
	Ferrari 458 Italia GT3	Kessel Racing							
2	3 K.Frers	Artega Rennsport	20	43:33.321	50.574	162.9	5	2:08.997	164.6
	Ferrari 488 GT3	Artega Rennsport							
3	50 L.Soenen	AF Corse	20	43:53.614	1:10.867	162.1	18	2:09.679	163.8
	Ferrari 488 GT3	AF Corse							

Fastest lap of the class. Car 111 driver Stephen Earle on lap 5. Time 2:06.084, average speed 168.4 km/h.

CLASS: Cup Class

Started: 1 Classified: 1 Not Classified: 0

1	49 H.Blank	AF Corse	19	43:50.014		153.9	4	2:15.815	156.4
	Ferrari 458 Challenge	AF Corse							

Fastest lap of the class. Car 49 driver Howard Blank on lap 4. Time 2:15.815, average speed 156.4 km/h.

Following race director decision drive trough penalty in exchange a time penalty of 30 seconds for car no. 963

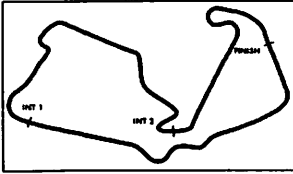
Subject to final scrutineering!

Publication time:	Race Director: Alain Adam	Timekeeper: Steffen Ruhl
-------------------	---------------------------	--------------------------

ver: 1.0

Page 1/ 1 printed: 13.5.2017 18:04





Blancpain GT Sports Club

Sector List Main Race

Provisional



Silverstone, Length: 5901m
 Air temperature: 16.24°C
 Track temperature: 17.25°C
 Weather condition: Wet



Saturday, May 13, 2017 17:20:00

Lap	Time	SE1	SP1	SE2	SP2	SE3	SP3	TSP	Lap	Time	SE1	SP1	SE2	SP2	SE3	SP3	TSP
2 Ojeh, CHE									theoretical besttime: 2:03.406								
1	2:10.122	41.231	238	55.835		33.056	223		11	2:06.057	37.711	247	55.884		32.462	227	
2	2:06.115	38.135	246	55.008		32.972	222		12	2:04.904	37.783	243	54.732		32.389	226	
3	2:04.324	37.824	243	54.183		32.317	224		13	2:04.549	37.398	242	54.720		32.431	226	
4	2:04.547	37.288	244	54.627		32.632	221		14	2:05.693	37.339	245	55.255		33.099	223	
5	2:04.225	37.719	244	54.021		32.485	223		15	2:05.312	37.597	245	54.799		32.916	224	
6	2:04.025	37.418	243	54.337		32.270	222		16	2:05.863	37.603	241	54.876		33.384	225	
7	2:03.969	37.394	242	54.251		32.324	224		17	2:06.160	37.203	243	55.619		33.338	224	
8	2:03.688	37.115	244	54.180		32.393	223		18	2:06.351	37.835	243	56.015		32.501	223	
9	2:03.967	37.184	245	54.362		32.421	224		19	2:06.610	37.967	247	55.659		32.984	222	
10	2:05.085	37.489	247	54.740		32.856	222		20	2:06.337	38.120	246	55.251		32.966	224	

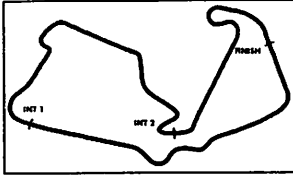
Lap	Time	SE1	SP1	SE2	SP2	SE3	SP3	TSP	Lap	Time	SE1	SP1	SE2	SP2	SE3	SP3	TSP
3 Frers, DEU									theoretical besttime: 2:08.368								
1	2:15.789	44.896	242	57.563		33.330	223		11	2:09.810	39.250	243	56.781		33.779	221	
2	2:09.162	38.941	242	57.019		33.202	224		12	2:11.126	39.932	243	57.723		33.471	223	
3	2:09.782	38.759	242	57.038		33.985	223		13	2:11.092	39.968	243	57.493		33.631	222	
4	2:09.798	39.105	244	57.023		33.670	223		14	2:10.374	39.359	242	57.205		33.810	220	
5	2:08.997	38.956	244	56.839		33.202	222		15	2:13.375	39.753	240	1:00.021		33.601	223	
6	2:09.285	39.146	240	56.852		33.287	220		16	2:13.045	39.517	242	58.387		35.141	220	
7	2:10.598	39.450	241	57.587		33.561	221		17	2:10.652	39.508	241	57.581		33.563	220	
8	2:09.017	38.969	245	56.568		33.480	220		18	2:10.419	39.209	242	57.372		33.838	221	
9	2:10.511	39.447	241	57.478		33.586	222		19	2:10.401	39.765	243	57.064		33.572	223	
10	2:09.836	39.769	241	57.026		33.041	223		20	2:10.252	39.314	241	57.354		33.584	221	

Lap	Time	SE1	SP1	SE2	SP2	SE3	SP3	TSP	Lap	Time	SE1	SP1	SE2	SP2	SE3	SP3	TSP
4 Gosselin, FRA									theoretical besttime: 2:07.350								
1	2:19.782	47.575	241	58.427		33.780	225		11	2:07.941	38.853	244	56.001		33.087	224	
2	2:07.891	38.514	249	56.333		33.044	225		12	2:08.393	38.925	244	56.521		32.947	225	
3	2:09.941	38.844	248	57.796		33.301	222		13	2:07.964	38.720	245	56.351		32.893	224	
4	2:08.658	39.472	245	56.046		33.140	224		14	2:08.381	38.852	245	56.567		32.962	225	
5	2:08.472	38.973	247	56.443		33.056	225		15	2:09.484	39.029	244	56.687		33.768	214	
6	2:08.818	38.929	245	56.770		33.119	224		16	2:09.654	39.752	244	56.959		32.943	226	
7	2:07.703	38.867	246	55.997		32.839	225		17	2:09.051	38.922	244	56.891		33.238	225	
8	2:08.045	38.837	244	56.095		33.113	223		18	2:08.733	38.921	243	56.611		33.201	224	
9	2:08.098	38.677	243	56.081		33.340	223		19	2:09.835	39.236	244	57.175		33.424	223	
10	2:08.661	39.165	244	56.397		33.099	223		20	2:09.403	39.270	243	56.707		33.426	224	

Lap	Time	SE1	SP1	SE2	SP2	SE3	SP3	TSP	Lap	Time	SE1	SP1	SE2	SP2	SE3	SP3	TSP
6 Feligioni, FRA									theoretical besttime: 2:09.079								
1	2:23.653	47.099	243	1:02.240		34.314	224		11	2:11.779	39.815	244	57.825		34.139	225	
2	2:11.182	39.823	244	58.069		33.290	226		12	2:12.169	39.862	243	58.215		34.092	226	
3	2:12.941	39.894	244	59.437		33.610	225		13	2:10.620	39.735	244	57.246		33.639	224	
4	2:11.249	39.999	245	57.614		33.636	225		14	2:10.629	39.786	243	57.356		33.487	226	
5	2:10.833	39.983	246	57.747		33.103	226		15	2:10.644	39.711	244	57.374		33.559	226	
6	2:10.781	39.761	243	57.206		33.814	226		16	2:09.945	39.583	245	56.898		33.464	224	
7	2:10.715	39.879	243	57.608		33.228	225		17	2:10.449	39.656	244	57.371		33.422	227	
8	2:11.290	39.837	246	57.897		33.556	223		18	2:09.287	39.420	245	56.790		33.077	226	
9	2:12.285	40.367	242	58.375		33.543	224		19	2:10.254	39.212	245	57.576		33.466	225	
10	2:10.949	39.906	244	57.796		33.247	224		20	2:11.017	39.835	244	57.342		33.840	220	

Lap	Time	SE1	SP1	SE2	SP2	SE3	SP3	TSP	Lap	Time	SE1	SP1	SE2	SP2	SE3	SP3	TSP
17 McKansy, DEU									theoretical besttime: 2:06.332								
1	2:19.359	46.075	244	59.368		33.916	220		11	2:08.726	38.836	245	56.899		32.991	220	
2	2:07.682	38.743	246	55.945		32.994	220		12	2:07.589	38.747	243	55.696		33.146	219	
3	2:08.303	38.985	245	55.346		33.972	220		13	2:19.271	38.220	244	55.904		45.147	218	
4	2:09.721	38.950	246	56.725		34.046	219		14	2:08.101	38.895	243	55.868		33.338	220	
5	2:08.777	38.694	247	56.951		33.132	220		15	2:07.642	38.293	245	56.281		33.068	220	
6	2:10.026	39.157	245	57.145		33.724	221		16	2:06.740	38.270	244	55.547		32.923	220	
7	2:09.899	39.008	244	57.297		33.594	218		17	2:08.215	38.363	244	56.840		33.012	220	
8	2:08.980	38.952	245	57.034		32.994	218		18	2:06.597	38.113	243	55.296		33.188	219	
9	2:10.515	39.599	242	57.461		33.455	219		19	2:07.419	38.128	245	56.118		33.173	221	
10	2:10.181	39.855	244	56.989		33.337	220		20	2:07.702	38.480	244	55.938		33.284	220	





Blancpain GT Sports Club

Sector List Main Race

Provisional



Silverstone, Length: 5901m
Air temperature: 16.24°C
Track temperature: 17.25°C
Weather condition: Wet



Saturday, May 13, 2017 17:20:00

Lap	Time	SE1	SP1	SE2	SP2	SE3	SP3	TSP	Lap	Time	SE1	SP1	SE2	SP2	SE3	SP3	TSP
21	Hirschi, CHE								theoretical besttime: 2:09.153								
1	2:21.117	47.991	237	59.205		33.921	213		11	2:09.685	38.993	235	57.185		33.507	215	
2	2:10.022	38.900	237	57.677		33.445	217		12	2:10.305	39.188	236	57.845		33.272	218	
3	2:09.673	38.989	236	57.020		33.664	217		13	2:10.263	39.223	236	57.548		33.492	217	
4	2:10.269	39.017	236	57.686		33.566	216		14	2:10.402	39.225	236	57.736		33.441	217	
5	2:10.073	39.128	238	57.438		33.507	215		15	2:09.735	39.047	235	57.455		33.233	219	
6	2:09.416	38.953	235	57.160		33.303	217		16	2:09.593	38.948	236	57.236		33.409	216	
7	2:13.333	38.975	234	59.288		35.070	216		17	2:09.929	39.110	235	57.267		33.552	218	
8	2:09.615	39.110	236	57.047		33.458	216		18	2:09.971	38.944	235	57.486		33.541	216	
9	2:10.124	39.114	234	57.629		33.381	217		19	2:10.835	39.486	238	57.749		33.600	220	
10	2:09.936	39.348	235	57.310		33.278	218		20	2:09.820	39.088	237	57.110		33.622	217	

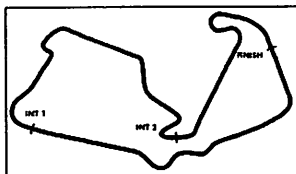
33	Minshaw, GBR								theoretical besttime: 2:04.098								
1	2:05.615	38.834	243	54.364		32.417	221		11	2:05.385	37.725	246	54.914		32.746	220	
2	2:04.460	37.622	244	54.321		32.517	221		12	2:05.590	37.829	245	54.999		32.762	220	
3	2:04.845	37.644	244	54.399		32.802	220		13	2:05.044	37.840	245	54.592		32.612	221	
4	2:04.781	37.486	245	54.557		32.738	220		14	2:06.143	37.885	245	55.268		32.990	220	
5	2:04.718	37.625	245	54.479		32.614	221		15	2:05.337	37.751	245	54.752		32.834	221	
6	2:04.340	37.430	244	54.378		32.532	220		16	2:05.465	37.360	246	55.019		33.086	221	
7	2:05.148	37.784	243	54.826		32.538	222		17	2:07.624	37.822	246	56.302		33.500	223	
8	2:04.654	37.509	244	54.557		32.588	220		18	2:05.432	37.990	247	54.985		32.457	221	
9	2:04.467	37.480	245	54.328		32.659	220		19	2:06.519	38.100	246	55.702		32.717	221	
10	2:05.244	37.870	245	54.700		32.674	220		20	2:06.886	38.368	246	55.578		32.940	221	

49	Blank, USA								theoretical besttime: 2:15.610								
1	2:26.706	49.907		1:01.559		35.240	214		11	2:19.912	42.617		1:01.799		35.496	214	
2	2:16.844	42.096		59.897		34.851	212		12	2:20.486	43.168		1:00.669		36.649	207	
3	2:16.344	41.591		59.659		35.094	207		13	2:17.822	41.782		1:00.834		35.206	213	
4	2:15.815	41.394		59.623		34.798	212		14	2:18.087	41.948		1:00.823		35.316	214	
5	2:18.361	41.189		1:01.794		35.378	215		15	2:17.793	42.635		1:00.127		35.031	213	
6	2:17.547	42.037		1:00.242		35.268	211		16	2:19.725	42.288		1:01.924		35.513	214	
7	2:17.274	42.333		1:00.002		34.939	214		17	2:17.680	41.988		1:00.125		35.567	200	
8	2:16.699	41.650		59.951		35.098	213		18	2:18.643	42.543		1:00.689		35.411	212	
9	2:17.041	41.678		1:00.130		35.233	213		19	2:18.089	42.255		1:00.728		35.106	214	
10	2:19.146	41.961		1:01.766		35.419	214										

50	Soenen, BEL								theoretical besttime: 2:09.335								
1	2:24.740	47.727		1:02.191		34.822	214		11	2:11.774	39.658	242	58.305		33.811	220	
2	2:11.129	39.985	244	57.616		33.528	220		12	2:12.069	39.814		57.919		34.336	218	
3	2:12.822	39.623	244	59.355		33.844	219		13	2:11.014	39.656		57.595		33.763	219	
4	2:11.416	39.736	243	57.946		33.734	217		14	2:10.731	39.400	243	57.687		33.644	217	
5	2:11.180	39.532	246	57.936		33.712	219		15	2:10.620	39.567		57.476		33.577	218	
6	2:10.212	39.195		57.150		33.867	220		16	2:10.103	39.153	243	57.407		33.543	219	
7	2:10.893	39.597	243	57.895		33.401	219		17	2:09.847	39.136	243	56.978		33.733	220	
8	2:11.217	39.487		58.131		33.599	218		18	2:09.679	39.306	242	57.121		33.252	220	
9	2:12.294	39.906	241	58.397		33.991	218		19	2:09.732	39.361	240	56.947		33.424	219	
10	2:10.910	39.680	242	57.647		33.583	219		20	2:11.232	39.741		57.682		33.809	217	

51	Ulrich, CHE								theoretical besttime: 2:05.529								
1	2:11.705	42.715	243	56.066		32.924	224		11	2:07.208	38.344	244	55.724		33.140	221	
2	2:06.900	38.444	244	55.455		33.001	222		12	2:06.066	38.222	243	55.050		32.794	224	
3	2:06.695	38.479	245	55.473		32.743	222		13	2:06.721	38.838	244	55.130		32.753	222	
4	2:06.751	38.565	244	55.500		32.686	222		14	2:06.837	38.111	245	55.821		32.905	222	
5	2:05.689	38.136	245	54.911		32.642	222		15	2:06.698	38.346	243	55.519		32.833	221	
6	2:06.315	38.267	244	55.199		32.849	220		16	2:06.699	38.244	243	55.471		32.984	220	
7	2:06.038	38.453	243	54.776		32.809	222		17	2:08.430	38.328	244	56.940		33.162	220	
8	2:06.217	38.326	244	54.983		32.908	222		18	2:07.247	38.719	243	55.772		32.756	224	
9	2:06.359	38.361	243	55.249		32.749	222		19	2:06.880	38.649	244	55.476		32.755	223	
10	2:06.518	38.209	243	55.465		32.844	220		20	2:06.796	38.447	243	55.449		32.900	224	





Blancpain GT Sports Club

Sector List Main Race

Provisional



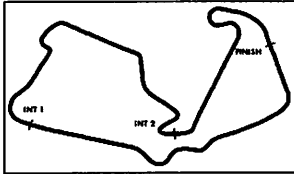
Silverstone, Length: 5901m
 Air temperature: 16.24°C
 Track temperature: 17.25°C
 Weather condition: Wet



Saturday, May 13, 2017 17:20:00

Lap	Time	SE1	SP1	SE2	SP2	SE3	SP3	TSP	Lap	Time	SE1	SP1	SE2	SP2	SE3	SP3	TSP
63 Vandierenonck, BEL									theoretical besttime: 2:05.210								
1	2:09.642	40.871	240	55.687		33.084	220		11	2:06.197	38.473	243	54.941		32.783	221	
2	2:06.147	38.403	243	54.980		32.764	221		12	2:07.234	38.334	243	55.962		32.938	221	
3	2:08.011	38.286	241	57.177		32.548	222		13	2:06.769	38.369	242	55.592		32.808	220	
4	2:05.399	38.209	244	54.578		32.612	221		14	2:06.171	38.223	243	55.226		32.722	222	
5	2:05.755	38.290	244	54.869		32.596	220		15	2:07.053	38.563	242	55.663		32.827	221	
6	2:05.573	38.281	242	54.683		32.609	221		16	2:07.297	38.528	242	55.840		32.929	221	
7	2:06.035	38.255	244	55.195		32.585	221		17	2:06.787	38.655	243	55.297		32.835	223	
8	2:05.898	38.084	242	54.881		32.933	222		18	2:06.324	38.448	242	55.290		32.586	222	
9	2:06.198	38.309	243	55.111		32.778	221		19	2:06.220	38.280	243	55.266		32.674	221	
10	2:06.026	38.180	243	55.122		32.724	221		20	2:07.001	38.332	243	55.698		32.971	222	
65 De Bernardi, LUX									theoretical besttime: 2:05.661								
1	2:12.237	42.593	241	56.597		33.047	225		11	2:06.781	38.260	246	55.337		33.184	226	
2	2:07.264	38.617	245	55.656		32.991	225		12	2:06.504	38.744	244	55.129		32.631	225	
3	2:06.313	38.423	246	55.084		32.806	225		13	2:06.804	38.777	246	55.064		32.963	225	
4	2:06.717	38.536	246	55.227		32.954	224		14	2:06.488	38.091	246	55.381		33.016	225	
5	2:06.053	38.214	247	55.172		32.667	226		15	2:06.892	38.503	244	55.436		32.953	224	
6	2:06.640	38.384	246	55.382		32.874	225		16	2:06.524	38.058	246	55.452		33.014	226	
7	2:06.025	38.160	244	55.168		32.697	225		17	2:06.311	38.155	246	55.426		32.730	225	
8	2:05.771	38.168	245	55.039		32.564	225		18	2:06.676	38.623	243	55.301		32.752	226	
9	2:06.202	38.319	245	55.272		32.611	226		19	2:06.691	38.426	244	55.474		32.791	226	
10	2:06.683	38.303	245	55.330		33.050	224		20	2:07.479	38.433	244	55.828		33.218	224	
66 Rayneri, ITA									theoretical besttime: 2:09.453								
1	2:25.184	48.733	239	1:01.634		34.817	218		11	2:11.236	40.028	238	57.790		33.418	218	
2	2:13.833	40.622	237	58.921		34.290	219		12	2:10.705	39.139	239	57.682		33.884	219	
3	2:13.360	40.057	240	58.816		34.487	217		13	2:48.150	39.694	235	1:09.313		59.143	48	
4	2:13.319	40.506	240	58.477		34.336	217		14	3:15.247	1:44.613	237	57.200		33.434	218	
5	2:13.243	40.597	241	58.586		34.060	219		15	2:11.732	39.601	241	58.140		33.991	219	
6	2:13.226	40.520	238	58.417		34.289	217		16	2:10.772	39.706	240	57.531		33.535	218	
7	2:13.160	40.237	238	58.666		34.257	218		17	2:10.645	39.793	239	57.396		33.456	219	
8	2:15.379	39.807	239	1:00.823		34.749	218		18	2:10.471	39.739	240	57.281		33.451	219	
9	2:12.779	40.143	239	58.324		34.312	218		19	2:09.896	39.548	240	56.896		33.452	219	
10	2:12.335	39.999	239	58.432		33.904	218										
72 Pons, FRA									theoretical besttime: 2:04.625								
1	2:10.564	42.021	236	55.793		32.750	221		11	2:05.600	38.054	239	54.845		32.701	218	
2	2:05.894	38.376	239	55.008		32.510	220		12	2:06.151	37.984	240	55.399		32.768	218	
3	2:06.344	38.200	239	55.728		32.416	219		13	2:05.884	37.822	239	55.274		32.788	216	
4	2:05.131	37.812	240	54.753		32.566	218		14	2:05.537	37.960	240	55.019		32.558	218	
5	2:05.660	38.298	240	54.693		32.669	219		15	2:05.341	38.058	238	54.749		32.534	218	
6	2:05.605	38.154	239	54.808		32.643	219		16	2:05.279	37.849	239	54.605		32.825	218	
7	2:05.402	37.983	238	54.770		32.649	218		17	2:05.118	37.604	240	54.668		32.846	219	
8	2:05.629	37.833	239	54.793		33.003	217		18	2:06.020	38.036	238	55.136		32.848	217	
9	2:05.504	37.915	238	54.853		32.736	218		19	2:05.922	37.995	240	55.129		32.798	220	
10	2:05.941	38.142	238	55.041		32.758	219		20	2:05.651	37.900	239	54.751		33.000	218	
77 Scheltema, NLD									theoretical besttime: 2:05.768								
1	2:13.380	43.393	244	56.863		33.124	224		11	2:06.350	38.488	246	55.211		32.651	223	
2	2:06.871	38.469	246	55.711		32.691	224		12	2:06.313	38.408	247	55.343		32.562	223	
3	2:06.276	38.350	246	55.300		32.626	224		13	2:07.740	39.827	244	55.332		32.581	224	
4	2:06.396	38.390	248	55.254		32.752	224		14	2:07.026	39.194	240	55.254		32.578	225	
5	2:06.515	38.899	246	55.175		32.441	224		15	2:07.193	39.171	246	55.471		32.551	225	
6	2:06.609	38.688	245	55.420		32.501	224		16	2:06.975	38.658	246	55.335		32.982	223	
7	2:06.288	38.445	246	55.400		32.443	225		17	2:06.910	38.520	246	55.568		32.822	224	
8	2:06.545	38.413	247	55.384		32.748	223		18	2:07.149	38.568	246	55.775		32.806	225	
9	2:06.779	38.574	245	55.434		32.771	223		19	2:06.817	38.436	246	55.730		32.651	223	
10	2:05.937	38.239	247	55.088		32.610	223		20	2:06.954	38.867	246	55.422		32.665	226	





Blancpain GT Sports Club

Sector List Main Race

Provisional



Silverstone, Length: 5901m
 Air temperature: 16.24°C
 Track temperature: 17.25°C
 Weather condition: Wet



Saturday, May 13, 2017 17:20:00

Lap	Time	SE1	SP1	SE2	SP2	SE3	SP3	TSP	Lap	Time	SE1	SP1	SE2	SP2	SE3	SP3	TSP
87	Thomas, GBR								theoretical besttime: 2:07.233								
1	2:18.102	45.284	236	59.489		33.329	217		11	2:09.058	39.426	237	56.206		33.426	216	
2	2:08.611	38.606	237	56.150		33.855	214		12	2:09.487	39.668	237	56.684		33.135	216	
3	2:10.704	39.303	236	57.890		33.511	215		13	2:09.160	39.219	236	56.549		33.392	215	
4	2:11.164	40.280	237	57.278		33.606	216		14	2:09.410	39.568	235	56.365		33.477	215	
5	2:08.806	39.295	236	56.248		33.263	216		15	2:08.329	38.874	235	56.115		33.340	215	
6	2:08.186	39.186	236	55.649		33.351	217		16	2:09.033	39.159	236	56.387		33.487	217	
7	2:08.649	38.723	237	56.277		33.649	216		17	2:08.590	39.141	236	56.175		33.274	216	
8	2:09.119	38.908	240	57.076		33.135	215		18	2:08.237	38.918	235	56.017		33.302	217	
9	2:10.419	39.189	238	57.710		33.520	217		19	2:08.753	38.453	236	57.145		33.155	218	
10	2:10.484	39.796	238	56.923		33.765	215		20	2:07.684	38.688	237	55.865		33.131	215	

111	Earle, USA								theoretical besttime: 2:06.084								
1	2:13.755	44.713	243	55.956		33.086	225		11	2:07.250	38.635	245	55.652		32.963	223	
2	2:07.336	38.778	247	55.697		32.861	225		12	2:08.021	38.857	244	56.086		33.078	223	
3	2:06.826	38.527	246	55.429		32.870	225		13	2:08.042	38.673	245	56.029		33.340	222	
4	2:06.800	38.579	246	55.464		32.757	222		14	2:07.885	38.690	244	55.927		33.268	222	
5	2:06.084	38.334	247	55.008		32.742	223		15	2:08.625	38.448	244	56.650		33.527	224	
6	2:07.007	38.510	245	55.695		32.802	223		16	2:10.237	38.807	246	58.337		33.093	223	
7	2:07.287	38.684	245	55.683		32.920	222		17	2:08.692	38.760	244	56.488		33.444	223	
8	2:07.212	38.479	244	55.725		33.008	222		18	2:08.992	39.122	243	56.589		33.281	223	
9	2:07.403	38.719	244	55.655		33.029	222		19	2:08.646	38.899	243	56.467		33.280	223	
10	2:07.280	38.635	244	55.559		33.086	222		20	2:09.367	39.184	244	56.676		33.507	222	

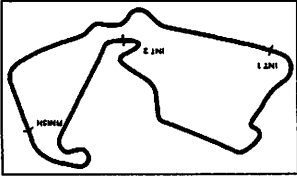
488	Van Glabeke, ITA								theoretical besttime: 2:05.073								
1	2:18.806	45.413	242	59.484		33.909	221		11	2:07.914	38.294	244	56.056		33.564	216	
2	2:07.583	38.447	244	56.083		33.053	218		12	2:07.091	38.079	242	56.232		32.780	220	
3	2:07.793	38.774	242	55.964		33.055	220		13	2:08.507	38.297	244	57.369		32.841	220	
4	2:07.548	38.812	241	55.467		33.269	219		14	2:07.190	38.623	242	55.746		32.821	221	
5	2:06.276	38.451	242	55.192		32.633	219		15	2:08.104	38.402	243	56.610		33.092	221	
6	2:06.060	38.547	240	54.968		32.545	220		16	2:07.682	38.662	243	56.306		32.714	220	
7	2:06.089	38.545	240	54.624		32.920	219		17	2:05.769	38.042	242	54.775		32.952	220	
8	2:06.555	38.226	241	55.343		32.986	220		18	2:05.431	37.958	241	54.682		32.791	221	
9	2:05.815	38.382	241	54.942		32.491	220		19	2:06.397	38.424	243	55.227		32.746	221	
10	2:05.945	38.603	241	54.782		32.560	220		20	2:06.521	38.222	241	55.522		32.777	220	

911	Häring, DEU								theoretical besttime: 2:05.616								
1	2:16.427	45.638	244	57.936		32.853	225		11	2:07.437	38.534	244	56.124		32.779	221	
2	2:06.104	38.396	247	55.332		32.376	225		12	2:07.481	38.633	245	56.142		32.706	223	
3	2:06.115	38.385	245	55.004		32.726	225		13	2:08.739	38.481	245	56.707		33.551	222	
4	2:06.590	38.347	247	55.560		32.683	225		14	2:07.071	38.524	244	55.845		32.702	224	
5	2:06.479	38.388	243	55.461		32.630	224		15	2:07.689	38.488	246	56.546		32.655	223	
6	2:06.785	38.236	244	55.809		32.740	223		16	2:05.825	38.329	244	55.015		32.481	223	
7	2:07.233	38.644	245	55.798		32.791	223		17	2:05.794	38.250	244	55.093		32.451	224	
8	2:07.375	38.449	245	55.920		33.006	222		18	2:07.493	38.392	243	56.218		32.883	224	
9	2:07.772	38.930	243	55.933		32.909	221		19	2:08.647	38.966	241	56.895		32.786	224	
10	2:06.939	38.384	246	55.756		32.799	222		20	2:07.382	38.752	243	56.025		32.605	223	

963	Leimer, CHE								theoretical besttime: 2:04.191								
1	2:06.571	39.662	243	54.482		32.427	222		11	2:05.911	37.775	245	55.473		32.663	220	
2	2:04.331	37.529	246	54.256		32.546	221		12	2:04.674	37.708	244	54.394		32.572	220	
3	2:04.436	37.522	246	54.293		32.621	220		13	2:04.527	37.508	246	54.534		32.485	222	
4	2:04.693	37.620	246	54.473		32.600	222		14	2:05.872	37.629	246	55.205		33.038	220	
5	2:04.798	37.660	246	54.567		32.571	221		15	2:05.326	37.760	246	54.817		32.749	221	
6	2:05.286	37.620	245	54.835		32.831	218		16	2:05.666	37.701	246	54.515		33.450	220	
7	2:05.210	37.868	245	54.621		32.721	220		17	2:06.233	37.698	247	55.484		33.051	221	
8	2:04.760	37.676	244	54.363		32.721	220		18	2:06.035	37.967	243	55.045		33.023	220	
9	2:04.413	37.527	244	54.286		32.600	219		19	2:06.648	38.244	246	55.437		32.967	220	
10	2:05.278	37.796	245	54.660		32.822	218		20	2:06.263	38.241	245	54.911		33.111	221	



Silverstone, Length: 5901 m



Blancpain GT Sports Club

Lap Chart Main Race

Provisional

SILVERSTONE 2017



Saturday, May 13, 2017 17:20:00

L/P	1	2	3	4	5	6	7	8	9	10	11	12	13	14	15	16	17	18	19	20	21	22	23	24	25	26	27	28	29	30	31	32	33	34	35	36	37	38	39	40	41	42	43	44	45						
LAP 1	33	963	63	2	72	51	65	77	111	911	3	911	87	488	17	4	21	6	50	66	49																														
LAP 2	33	963	63	2	72	51	65	77	111	911	3	488	87	17	4	21	6	50	66	49																															
LAP 3	33	963	63	2	72	63	51	65	77	111	911	488	3	17	87	4	21	6	50	66	49																														
LAP 4	33	963	2	72	63	51	65	77	111	911	488	3	17	4	87	21	6	50	66	49																															
LAP 5	33	963	2	72	63	51	65	77	111	911	488	3	17	4	87	21	6	50	66	49																															
LAP 6	33	963	2	72	63	51	65	77	111	911	488	3	4	17	87	21	6	50	66	49																															
LAP 7	33	963	2	72	63	51	65	77	111	911	488	4	3	17	87	21	6	50	66	49																															
LAP 8	33	963	2	72	63	51	65	77	111	911	488	4	3	17	87	21	6	50	66	49																															
LAP 9	33	963	2	72	63	51	65	77	111	911	488	4	3	17	87	21	6	50	66	49																															
LAP 10	33	963	2	72	63	51	65	77	111	911	488	4	3	17	87	21	6	50	66	49																															
LAP 11	33	963	2	72	63	51	65	77	111	911	488	4	17	3	87	21	6	50	66	49																															
LAP 12	33	963	2	72	63	51	65	77	111	911	488	4	17	87	3	21	6	50	66	49																															
LAP 13	33	963	2	72	63	51	65	77	111	911	488	4	87	3	17	21	6	50	66	49																															
LAP 14	33	963	2	72	63	51	65	77	111	911	488	4	87	3	17	21	6	50	66	49																															
LAP 15	33	963	2	72	63	51	65	77	911	111	488	4	87	17	3	21	6	50	49	66																															
LAP 16	33	963	2	72	63	51	65	77	911	111	488	4	87	17	3	21	6	50	49	66																															
LAP 17	963	2	33	72	63	65	51	77	911	488	111	4	87	17	3	21	6	50	49	66																															
LAP 18	963	33	2	72	63	65	51	77	911	488	111	4	87	17	3	21	6	50	49	66																															
LAP 19	963	33	2	72	63	65	51	77	488	911	111	4	17	87	3	21	6	50	66	49																															
LAP 20	963	33	2	72	63	65	51	77	488	911	111	4	17	87	3	21	6	50	66	49																															

.- PIT STOP -. LAP BEHIND

