

ADAC GT Masters

Result List Free Practice 2



Provisional

Motorsportarena Oschersleben, Length: 3696m

Air temperature: 13.7°C

Track temperature: 15.53°C

Weather condition: Dry

DMSB Reg. Nr.: 121/17

Friday, April 28, 2017 17:00:00

started : 27 classified : 27 not classified : 0

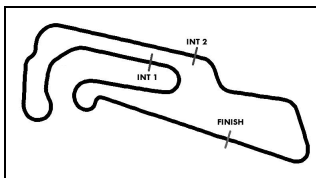
	Drivers	Team	Car	Lap	Best Time	Gap	Diff	Kph	Day Time
1	36 K.Bachler(AUT) /A.Macdonall(GBR)	bigFMRacing TeamSchützMotorsport(I	Porsche 911 GT3 R	19	1:26.862			153.1	18:00:26
2	1 C.De Phillippi(USA) /C.Mies(DEU)	MontaplastbyLand-Motorsport(DEU)	Audi R8 LMS	16	1:27.087	0.225	0.225	152.7	17:43:18
3	3 M.Pommer(DEU) /K.van der Linde(ZAF)	Aust Motorsport(DEU)	Audi R8 LMS	15	1:27.138	0.276	0.051	152.6	17:39:23
4	26 S.Mücke(DEU) /S.Asch(DEU)	BWT Mücke Motorsport(DEU)	Mercedes-AMG GT3	21	1:27.161	0.299	0.023	152.6	18:00:29
5	63 R.Ineichen(CHE)(T)/ C.Engelhart(DEU)	GRT Grasser-Racing-Team(AUT)	Lamborghini Huracan GT3	13	1:27.244	0.382	0.083	152.5	17:42:11
6	84 P.Assenheimer(DEU)(J)/ M.Götz(DEU)	Mercedes-AMGTeamHTPMotorsport(L	Mercedes-AMG GT3	21	1:27.309	0.447	0.065	152.3	17:59:11
7	2 J.Schmidt(CHE)(J) /C.Haase(DEU)	MontaplastbyLand-Motorsport(DEU)	Audi R8 LMS	20	1:27.357	0.495	0.048	152.3	18:00:40
8	42 R.Collard(GBR)(J)/ P.Eng(AUT)	BMW Team Schnitzer(DEU)	BMW M6 GT3	12	1:27.545	0.683	0.188	151.9	17:35:18
9	19 E.Perez Companc(ARG)(J)/ M.Bortolotti(ITA)	GRT Grasser-Racing-Team(AUT)	Lamborghini Huracan GT3	15	1:27.634	0.772	0.089	151.8	18:00:52
10	48 I.Dontje(NLD)(J)/ M.Kirchhöfer(DEU)	Mercedes-AMGTeamHTPMotorsport(L	Mercedes-AMG GT3	21	1:27.682	0.820	0.048	151.7	17:59:33
11	17 M.Jaminet(FRA)/ M.Ammermüller(DEU)	KÜS TEAM75 Bernhard(DEU)	Porsche 911 GT3 R	10	1:27.785	0.923	0.103	151.5	17:27:24
12	20 N.Sylvest(DNK)(J) /N.Rogivue(CHE)(J)	Mercedes-AMGTeamZakspeed(DEU)	Mercedes-AMG GT3	19	1:27.798	0.936	0.013	151.5	18:01:27
13	24 F.Salaquarda(CZE)/ M.Winkelhock(DEU)	BWT Mücke Motorsport(DEU)	Audi R8 LMS	6	1:27.827	0.965	0.029	151.4	17:15:17
14	21 L.Stolz(DEU)(J)/ L.Ludwig(DEU)	Mercedes-AMGTeamZakspeed(DEU)	Mercedes-AMG GT3	15	1:27.861	0.999	0.034	151.4	17:41:43
15	77 J.Gounon(FRA)(J)/ D.Keilwitz(DEU)	Callaway Competition(DEU)	Corvette C7 GT3	7	1:27.883	1.021	0.022	151.4	17:26:06
16	50 P.Geipel(DEU) /R.Frey(CHE)	YACO Racing(DEU)	Audi R8 LMS	19	1:27.948	1.086	0.065	151.2	18:01:05
17	99 R.Renauer(DEU)/ S.Müller(DEU)	Precote Herberth Motorsport(DEU)	Porsche 911 GT3 R	8	1:28.085	1.223	0.137	151.0	18:00:42
18	22 R.Lips(CHE)(T) /P.Huisman(NLD)(T)	MRS GT-Racing(DEU)	Nissan GT-RNISMOGT3	25	1:28.227	1.365	0.142	150.8	18:00:58
19	9 E.Erhart(DEU) /C.Höher(AUT)(J)	Audi Sport racing academy(DEU)	Audi R8 LMS	17	1:28.329	1.467	0.102	150.6	17:40:40
20	4 D.Marschall(DEU)(J) /P.Niederhauser(CHE)	Aust Motorsport(DEU)	Audi R8 LMS	6	1:28.398	1.536	0.069	150.5	17:15:36
21	7 M.Mapelli(ITA) /N.Siedler(AUT)	HB Racing WDS Bau(AUT)	Lamborghini Huracan GT3	8	1:28.402	1.540	0.004	150.5	17:38:17
22	8 M.Ahlin-Kottulinsky(SWE)(J)/ R.Feller(CHE)(J)	Audi Sport racing academy(DEU)	Audi R8 LMS	10	1:28.429	1.567	0.027	150.4	17:27:19
23	13 S.Barth(DEU)(T) /M.Hackländer(DEU)	RWT - Racing team(DEU)	Corvette C7 GT3	5	1:28.675	1.813	0.246	150.0	17:27:30
24	25 M.Ortmann(DEU)(J)/ F.Stippler(DEU)	BWT Mücke Motorsport(DEU)	Audi R8 LMS	11	1:28.680	1.818	0.005	150.0	17:28:09
25	18 C.Friedrich(DEU)(J)/ A.de Leener(BEL)	KÜS TEAM75 Bernhard(DEU)	Porsche 911 GT3 R	22	1:28.764	1.902	0.084	149.8	17:59:18
26	66 J.Judek(DEU)(J)/ E.Lindholm(DEU)(J)	ADACNSAAttemptoRacing Team(DEL	Lamborghini Huracan GT3	24	1:28.874	2.012	0.110	149.7	18:01:25
27	44 D.Busch(DEU) /M.Busch(DEU)	Twin Busch Motorsport(DEU)	Audi R8 LMS	8	1:28.990	2.128	0.116	149.5	17:26:21

Did not start

6 F.Spengler(DEU)/C.Zanella(CHE) HB Racing WDS Bau(AUT) Lamborghini Huracan GT3

Subject to final scrutineering!

Publication time:	Clerk of the Course: Ralph Bohnhorst	Timekeeper: Steffen Ruhl
-------------------	--------------------------------------	--------------------------



ADAC GT Masters

Sector List Free Practice 2



Provisional

Motorsportarena Oschersleben, Length: 3696m

Air temperature: 13.7°C

Track temperature: 15.53°C

Weather condition: Dry

DMSB Reg. Nr.: 121/17

Friday, April 28, 2017 17:00:00

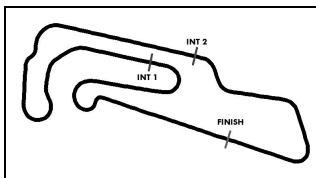
Lap	Time	SE1	SP1	SE2	SP2	SE3	SP3	TSP	Lap	Time	SE1	SP1	SE2	SP2	SE3	SP3	TSP
1 De Phillippi, USA / Mies, DEU									theoretical besttime: 1:27.087								
1	2:43.484	1:37.102	156	37.773	149	28.609	185		12	1:27.972	33.521	190	29.910	223	24.541	195	237
2	1:33.963	36.229	181	31.758	213	25.976	194	222	13	1:46.092	33.421	189	29.795	223	42.876	58	237
3	1:50.452	33.618	188	29.786	223	47.048	57	236	14	2:55.949	1:52.689	111	35.919	137	27.341	190	
4	7:51.117	6:51.565	180	32.127	218	27.425	195		15	1:31.883	34.988	184	31.433	218	25.462	195	222
5	1:33.122	33.663	188	30.623	180	28.836	195	238	16	1:27.087	33.284	189	29.372	223	24.431	196	238
6	1:56.735	35.139	188	35.247	162	46.349	57	238	17	1:48.468	34.274	189	30.670	223	43.524	57	237
7	6:41.754	5:42.904	181	32.129	190	26.721	194		18	9:55.844	8:58.513	184	32.344	222	24.987	192	
8	1:28.109	33.537	186	29.853	224	24.719	194	237	19	1:28.898	34.097	189	29.831	225	24.970	194	236
9	1:32.117	34.069	189	30.847	152	27.201	194	238	20	1:45.059	33.417	189	29.715	226	41.927	58	237
10	1:47.683	33.587	190	29.763	224	44.333	58	237	21	2:48.838	1:36.259	187	29.730	224	42.849	57	
11	5:10.611	4:14.379	188	31.017	222	25.215	194										

2 Schmidt, CHE / Haase, DEU									theoretical besttime: 1:27.311								
1	2:56.858	1:45.534	146	43.675	159	27.649	189		11	1:30.517	34.459	189	30.213	224	25.845	194	236
2	1:38.269	34.908	187	31.714	208	31.647	193	230	12	1:46.694	33.700	189	30.073	224	42.921	57	236
3	1:51.377	33.749	190	30.356	197	47.272	53	237	13	4:29.076	3:28.274	180	34.094	174	26.708	191	
4	7:31.559	6:31.926	186	31.053	223	28.580	194		14	1:33.455	36.828	187	31.190	221	25.437	194	234
5	1:29.255	33.794	191	30.212	224	25.249	196	236	15	1:50.342	33.857	188	32.093	191	44.392	58	236
6	1:54.707	35.204	147	34.863	193	44.640	57	238	16	9:53.823	8:55.276	186	31.738	213	26.809	193	
7	6:22.560	5:25.795	186	30.557	222	26.208	195		17	1:29.139	33.715	190	29.787	224	25.637	195	235
8	1:28.114	33.820	190	29.705	224	24.589	194	237	18	1:27.567	33.509	189	29.521	224	24.537	194	237
9	1:47.030	33.633	188	30.691	225	42.706	55	237	19	1:27.701	33.542	189	29.643	223	24.516	193	238
10	6:44.320	5:45.951	187	32.083	196	26.286	194		20	1:27.357	33.373	189	29.567	224	24.417	195	237

3 Pommer, DEU / van der Linde, ZAF									theoretical besttime: 1:26.997								
1	2:06.240	1:02.272	160	36.157	203	27.811	190		13	1:35.438	35.710	169	34.202	156	25.526	194	213
2	1:37.987	35.915	185	32.279	165	29.793	194	225	14	1:27.256	33.536	190	29.293	224	24.427	196	236
3	1:30.378	34.384	188	30.433	223	25.561	196	236	15	1:27.138	33.433	189	29.371	225	24.334	196	237
4	1:57.039	36.199	160	34.176	158	46.664	57	237	16	1:27.172	33.486	190	29.383	224	24.303	195	238
5	6:53.890	5:52.558	183	31.293	221	30.039	196		17	1:34.151	39.004	180	30.420	223	24.727	195	238
6	1:28.968	34.005	189	30.043	225	24.920	193	237	18	1:33.682	33.710	186	30.515	198	29.457	125	237
7	1:56.501	35.354	166	34.359	142	46.788	57	237	19	1:59.978	40.294	147	34.097	210	45.587	56	154
8	7:16.100	6:14.431	167	31.399	187	30.270	196		20	8:55.803	7:57.056	183	31.395	167	27.352	195	
9	1:28.526	33.776	188	29.984	223	24.766	193	236	21	1:27.850	33.528	190	29.642	223	24.680	194	235
10	1:28.473	33.738	189	29.905	223	24.830	194	237	22	1:30.689	33.401	189	29.764	224	27.524	196	237
11	1:50.785	33.502	189	31.855	144	45.428	58	238	23	1:27.597	33.523	189	29.512	224	24.562	195	237
12	5:18.415	4:16.602	169	34.794	173	27.019	179		24	1:27.551	33.430	189	29.530	225	24.591	196	237

4 Marschall, DEU / Niederhauser, CHE									theoretical besttime: 1:28.223								
1	2:11.959	1:06.286	161	36.613	214	29.060	190		11	2:06.885	1:08.696	184	31.993	146	26.196	192	
2	1:36.142	36.037	185	31.789	174	28.316	192	229	12	1:29.266	33.969	187	30.120	223	25.177	194	236
3	1:31.623	34.449	189	30.590	224	26.584	194	236	13	1:28.869	33.821	188	30.030	223	25.018	194	237
4	1:57.012	34.999	161	34.211	183	47.802	57	236	14	1:29.066	33.912	188	30.238	223	24.916	194	237
5	6:50.979	5:50.720	184	31.533	220	28.726	194		15	1:49.354	34.063	191	31.115	223	44.176	57	237
6	1:28.398	33.778	189	29.871	224	24.749	194	236	16	10:22.971	9:24.336	187	30.907	219	27.548	194	
7	1:57.519	35.895	185	34.254	174	47.370	58	237	17	1:28.894	33.824	189	30.119	224	24.951	193	236
8	6:38.543	5:41.151	184	31.634	219	25.758	194		18	1:30.271	35.325	188	29.964	223	24.982	195	236
9	1:29.516	34.141	185	30.294	222	25.081	194	236	19	1:28.721	33.937	188	29.937	223	24.847	195	237
10	10:26.478	34.273	188	30.147	217	9:22.058		237	20	1:28.432	33.699	189	29.775	224	24.958	194	237

7 Mapelli, ITA / Siedler, AUT									theoretical besttime: 1:27.934								
1	23:57.225	22:51.993	127	35.714	160	29.518	188		8	1:28.402	33.716	187	29.763	223	24.923	194	234
2	1:35.252	36.367	184	33.023	219	25.862	191	227	9	1:28.626	33.766	187	29.873	223	24.987	193	235
3	1:33.301	34.891	187	31.146	138	27.264	191	223	10	1:49.143	33.695	188	31.150	223	44.298	57	236
4	1:51.895	34.117	186	29.889	222	47.889	57	233	11	13:05.682	12:09.947	185	30.686	218	25.049	192	
5	4:53.512	3:56.239	184	30.192	205	27.081	193		12	1:28.806	34.053	187	29.945	221	24.808	193	232
6	1:29.251	34.879	188	29.896	221	24.476	193	235	13	1:45.401	33.801	188	29.866	222	41.734	58	235
7	1:28.591	33.743	187	30.037	221	24.811	192	235	14	2:40.960	1:45.308	188	30.549	221	25.103	193	



ADAC GT Masters

Sector List Free Practice 2



Provisional

Motorsportarena Oschersleben, Length: 3696m

Air temperature: 13.7°C

Track temperature: 15.53°C

Weather condition: Dry

DMSB Reg. Nr.: 121/17

Friday, April 28, 2017 17:00:00

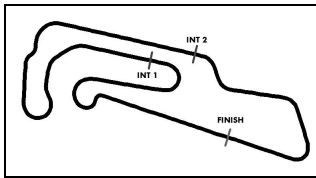
Lap	Time	SE1	SP1	SE2	SP2	SE3	SP3	TSP	Lap	Time	SE1	SP1	SE2	SP2	SE3	SP3	TSP
8 Ahlin-Kottulinsky, SWE / Feller, CHE									theoretical besttime: 1:28.240								
1	2:25.105	1:18.812	154	37.352	168	28.941	170		11	1:48.625	33.656	190	30.082	225	44.887	51	239
2	1:37.162	37.968	184	32.813	174	26.381	195	189	12	4:37.421	3:39.950	188	31.237	187	26.234	194	
3	1:30.117	34.219	190	30.263	224	25.635	194	237	13	1:30.440	34.281	187	30.782	224	25.377	196	237
4	1:58.597	36.135	155	35.314	178	47.148	56	237	14	1:29.434	34.032	188	30.343	225	25.059	194	238
5	6:37.327	5:31.073	185	34.075	167	32.179	195		15	1:29.172	33.998	188	30.180	224	24.994	194	237
6	1:28.618	33.889	190	29.922	227	24.807	195	236	16	1:29.419	34.170	186	30.074	225	25.175	194	238
7	1:59.477	37.258	168	35.028	173	47.191	59	238	17	1:28.737	33.880	189	30.070	223	24.787	193	236
8	6:45.343	5:49.272	185	31.011	222	25.060	196		18	1:28.738	34.053	188	29.977	223	24.708	195	238
9	1:28.567	33.659	190	29.944	225	24.964	196	236	19	10:42.914	33.852	189	9:18.012	139	51.050	59	237
10	1:28.429	33.635	189	29.897	226	24.897	196	238									

9 Erhart, DEU / Höher, AUT									theoretical besttime: 1:28.329								
1	2:04.462	59.147	169	36.932	176	28.383	188		13	4:23.387	3:18.987	179	36.065	149	28.335	189	
2	1:40.364	38.251	184	32.608	190	29.505	193	176	14	1:34.325	36.525	186	31.940	221	25.860	192	232
3	1:32.750	34.878	187	30.928	205	26.944	194	237	15	1:30.406	34.804	188	30.450	225	25.152	195	235
4	1:56.638	34.729	154	35.141	157	46.768	59	237	16	1:28.709	33.716	190	30.123	224	24.870	194	237
5	6:45.459	5:46.523	184	31.924	219	27.012	195		17	1:28.329	33.499	189	30.093	225	24.737	195	238
6	1:35.968	34.408	189	34.762	219	26.798	193	238	18	1:29.129	33.724	189	30.263	224	25.142	195	237
7	1:56.439	35.358	185	34.060	154	47.021	58	237	19	1:49.798	33.999	188	32.723	225	43.076	59	236
8	6:17.958	5:18.888	183	32.316	184	26.754	194		20	11:07.481	10:04.928	185	34.214	170	28.339	194	
9	1:30.966	34.272	188	31.054	223	25.640	194	238	21	1:31.636	35.649	188	30.680	224	25.307	195	235
10	1:31.196	34.867	188	30.735	224	25.594	196	234	22	1:29.357	33.843	188	30.311	224	25.203	196	237
11	1:29.975	34.212	189	30.480	224	25.283	195	237	23	2:01.879	33.897	189	1:01.613	214	26.369	194	237
12	1:52.939	35.533	185	31.856	221	45.550	59	237									

13 Barth, DEU / Hackländer, DEU									theoretical besttime: 1:28.449								
1	14:55.826	13:54.311	182	34.314	215	27.201	196		10	1:29.142	33.963	194	30.237	226	24.942	198	237
2	1:50.821	34.852	192	30.476	224	45.493	51	235	11	1:46.391	34.008	193	30.038	226	42.345	58	239
3	7:45.942	6:46.080	190	31.347	222	28.515	197		12	3:14.970	2:15.728	186	31.922	184	27.320	136	
4	1:29.064	34.117	192	29.962	225	24.985	198	238	13	1:59.407	40.149	167	34.393	193	44.865	56	171
5	1:28.675	34.000	190	29.913	226	24.762	198	238	14	9:14.536	8:10.218	147	35.368	181	28.950	195	
6	1:47.315	33.910	193	29.784	225	43.621	59	238	15	1:32.824	34.556	191	31.162	217	27.106	197	237
7	5:13.304	4:14.897	189	31.220	222	27.187	198		16	1:32.232	34.997	191	31.406	225	25.829	197	238
8	1:29.042	34.210	190	29.957	226	24.875	198	237	17	1:30.865	34.260	191	30.891	225	25.714	198	238
9	1:28.862	33.903	192	29.937	225	25.022	196	238	18	1:31.847	34.757	192	30.812	223	26.278	197	238

17 Jaminet, FRA / Ammermüller, DEU									theoretical besttime: 1:27.504								
1	1:57.674	53.821	184	34.569	216	29.284	192		11	1:47.646	33.258	193	29.644	225	44.744	57	240
2	1:35.243	35.952	188	33.194	221	26.097	197	212	12	7:39.955	6:40.144	155	33.297	114	26.514	197	
3	1:29.823	33.779	187	30.913	223	25.131	198	239	13	1:28.069	33.494	192	29.841	227	24.734	198	239
4	1:53.351	33.458	191	32.865	184	47.028	57	240	14	1:48.328	34.119	192	29.896	227	44.313	54	241
5	7:31.752	6:32.125	128	33.520	160	26.107	197		15	14:31.529	13:35.645	191	30.683	225	25.201	193	
6	1:28.256	33.511	191	29.783	227	24.962	195	239	16	1:28.599	33.914	190	29.935	226	24.750	197	232
7	2:09.490	39.570	156	41.161	149	48.759	57	206	17	1:28.199	33.654	195	29.729	227	24.816	197	240
8	6:22.666	5:23.900	172	33.300	184	25.466	197		18	1:28.198	33.679	194	29.794	227	24.725	197	240
9	1:28.229	33.777	189	29.784	225	24.668	198	239	19	1:28.009	33.553	193	29.814	227	24.642	198	241
10	1:27.785	33.495	192	29.604	227	24.686	198	241									

18 Friedrich, DEU / de Leener, BEL									theoretical besttime: 1:28.484								
1	1:59.725	54.945	172	35.673	190	29.107	192		13	3:47.313	2:48.840	162	31.613	225	26.860	197	
2	1:36.447	37.423	185	32.406	208	26.618	195	202	14	1:31.265	34.520	192	30.849	225	25.896	197	240
3	1:30.635	34.385	191	30.548	225	25.702	196	238	15	1:29.900	34.068	192	30.452	226	25.380	198	240
4	1:52.882	33.918	191	31.162	219	47.802	57	238	16	1:30.108	33.949	190	30.560	226	25.599	195	241
5	6:52.037	5:53.124	186	31.494	221	27.419	197		17	1:48.059	34.044	189	30.411	227	43.604	57	240
6	1:29.075	33.834	191	30.224	225	25.017	196	238	18	5:20.311	3:55.489	162	37.948	201	46.874	57	
7	1:50.524	34.929	191	31.470	219	44.125	51	239	19	9:17.065	8:14.859	170	34.730	165	27.476	193	
8	6:34.259	5:37.178	189	31.484	222	25.597	198		20	1:30.899	34.761	190	30.723	225	25.415	197	237
9	1:29.242	34.004	192	30.269	225	24.969	196	240	21	1:29.031	33.841	191	30.055	225	25.135	197	240
10	1:29.147	33.883	190	30.220	225	25.044	196	239	22	1:28.764	33.655	191	30.019	226	25.090	197	240
11	1:28.956	33.842	191	30.204	225	24.910	196	239	23	1:28.773	33.555	191	30.172	225	25.046	198	240
12	1:52.304	34.062	190	32.102	223	46.140	48	239									



ADAC GT Masters

Sector List Free Practice 2



Provisional

Motorsportarena Oschersleben, Length: 3696m

Air temperature: 13.7°C

Track temperature: 15.53°C

Weather condition: Dry

DMSB Reg. Nr.: 121/17

Friday, April 28, 2017 17:00:00

Lap	Time	SE1	SP1	SE2	SP2	SE3	SP3	TSP	Lap	Time	SE1	SP1	SE2	SP2	SE3	SP3	TSP
-----	------	-----	-----	-----	-----	-----	-----	-----	-----	------	-----	-----	-----	-----	-----	-----	-----

19 Perez Companc, ARG / Bortolotti, ITA

theoretical besttime: 1:27.632

1	2:30.583	1:21.502	133	39.554	168	29.527	189		9	1:31.832	34.433	191	31.397	222	26.002	195	238
2	1:39.089	38.005	183	33.918	219	27.166	193	210	10	1:52.885	34.883	187	32.078	218	45.924	59	235
3	1:55.264	35.096	188	33.071	183	47.097	59	238	11	12:28.279	11:29.210	166	32.453	207	26.616	193	
4	8:11.698	7:11.991	180	33.314	220	26.393	196		12	1:31.360	35.254	187	30.478	223	25.628	195	205
5	1:32.073	34.963	188	31.536	221	25.574	196	237	13	1:28.062	33.763	190	29.610	225	24.689	196	236
6	2:13.146	43.343	144	42.470	167	47.333	58	237	14	1:27.995	33.581	188	29.752	225	24.662	197	240
7	19:28.628	18:25.696	183	34.831	197	28.101	193		15	1:27.634	33.477	188	29.493	225	24.664	196	238
8	1:33.767	35.714	186	32.143	222	25.910	196	235									

20 Sylvest, DNK / Rogivue, CHE

theoretical besttime: 1:27.798

1	7:29.611	6:04.541	171	37.029	159	48.041	54		11	1:29.301	34.282	188	30.031	221	24.988	194	232
2	6:47.936	5:48.134	182	33.235	215	26.567	190		12	1:30.085	33.943	189	31.084	218	25.058	193	233
3	1:35.668	35.897	187	31.997	159	27.774	192	226	13	1:28.884	33.973	190	29.930	222	24.981	192	232
4	1:55.545	38.261	171	32.945	218	44.339	56	232	14	1:47.282	33.973	189	29.905	221	43.404	53	233
5	6:14.210	5:12.314	186	32.318	175	29.578	194		15	14:23.089	13:20.394	178	34.778	202	27.917	188	
6	1:31.960	34.602	190	30.545	220	26.813	193	232	16	1:38.150	38.208	186	32.809	217	27.133	189	208
7	1:31.857	34.477	189	31.525	221	25.855	194	232	17	1:46.825	35.924	181	38.871	98	32.030	193	229
8	1:35.989	34.092	189	30.192	221	31.705	144	234	18	1:28.632	34.172	190	29.750	221	24.710	193	232
9	2:00.544	38.767	180	33.554	194	48.223	52	177	19	1:27.798	33.604	190	29.530	223	24.664	191	232
10	3:43.759	2:47.894	187	30.633	219	25.232	193										

21 Stolz, DEU / Ludwig, DEU

theoretical besttime: 1:27.608

1	2:12.294	1:10.742	174	34.730	216	26.822	193		12	1:29.547	34.383	187	30.369	221	24.795	194	232
2	1:37.316	36.001	186	32.444	132	28.871	193	233	13	1:28.074	33.800	189	29.825	223	24.449	194	234
3	1:33.389	34.812	187	30.744	171	27.833	194	235	14	1:28.100	33.724	189	29.808	223	24.568	194	234
4	1:58.564	34.327	187	33.934	149	50.303	54	235	15	1:27.861	33.565	190	29.844	223	24.452	194	234
5	8:48.245	7:33.367	188	30.456	221	44.422	54		16	1:27.921	33.541	190	29.830	224	24.550	194	235
6	8:08.808	7:12.406	185	31.149	219	25.253	193		17	1:52.132	33.599	189	31.922	194	46.611	54	234
7	1:29.569	34.269	190	30.388	222	24.912	193	234	18	10:17.633	9:07.365	184	37.357	169	32.911	192	
8	1:29.356	33.881	189	30.443	222	25.032	193	234	19	1:28.467	34.010	189	29.714	222	24.743	189	233
9	1:48.651	33.925	189	30.426	222	44.300	54	234	20	1:32.391	33.809	190	30.400	180	28.182	193	232
10	5:06.708	3:58.044	113	40.003	154	28.661	183		21	1:28.035	33.770	190	29.624	224	24.641	194	235
11	1:36.626	38.630	183	32.427	219	25.569	192	225	22	1:28.188	33.972	188	29.618	223	24.598	193	235

22 Lips, CHE / Huisman, NLD

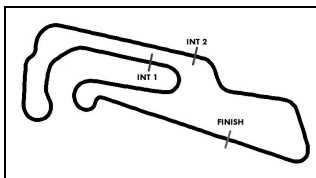
theoretical besttime: 1:28.227

1	2:02.824	57.742	156	36.630	175	28.452	192		14	1:29.911	34.136	194	30.352	228	25.423	199	242
2	1:35.857	36.443	190	32.478	225	26.936	197	237	15	1:29.633	34.037	192	30.286	228	25.310	198	243
3	1:31.514	34.502	192	30.869	226	26.143	198	241	16	1:29.642	33.964	194	30.233	229	25.445	198	242
4	1:52.706	34.917	192	31.212	226	46.577	58	242	17	1:30.360	34.167	191	30.304	229	25.889	199	242
5	6:49.466	5:50.695	171	32.153	226	26.618	200		18	1:30.354	34.591	194	30.416	227	25.347	200	242
6	1:30.811	34.483	192	30.573	229	25.755	199	243	19	1:29.691	33.940	194	30.313	229	25.438	197	243
7	1:52.299	35.656	190	31.582	226	45.061	57	243	20	1:54.946	34.820	147	33.729	179	46.397	57	242
8	6:31.215	5:32.551	177	32.082	197	26.582	198		21	10:01.909	8:58.714	162	34.296	184	28.899	198	
9	1:31.143	34.901	193	30.531	229	25.711	198	243	22	1:32.545	35.209	194	31.008	225	26.328	200	230
10	1:32.236	34.648	193	31.639	226	25.949	198	242	23	1:29.187	34.009	191	29.981	230	25.197	197	243
11	1:30.302	34.347	194	30.367	229	25.588	198	243	24	1:28.636	33.761	190	29.862	229	25.013	199	242
12	1:50.906	34.719	190	31.467	227	44.720	58	243	25	1:28.227	33.620	193	29.635	230	24.972	199	243
13	3:51.619	2:53.345	165	32.659	228	25.615	200										

24 Salaquarda, CZE / Winkelhock, DEU

theoretical besttime: 1:27.734

1	1:48.457	47.101	175	34.064	214	27.292	188		12	1:54.191	34.740	135	34.902	220	44.549	59	236
2	1:31.533	35.209	186	31.033	221	25.291	193	229	13	3:36.444	2:40.562	188	30.357	222	25.525	194	
3	1:28.497	33.869	187	29.987	223	24.641	192	232	14	1:28.728	34.046	191	29.969	224	24.713	193	236
4	1:51.020	33.473	189	31.877	200	45.670	59	234	15	1:28.893	33.677	188	30.189	224	25.027	193	236
5	7:09.491	6:10.918	180	30.940	218	27.633	194		16	1:28.556	33.600	189	29.997	224	24.959	194	236
6	1:27.827	33.506	188	29.836	224	24.485	193	235	17	1:32.198	34.041	186	32.590	201	25.567	192	237
7	1:51.832	36.097	186	32.446	218	43.289	59	236	18	1:28.306	33.837	189	29.776	224	24.693	192	235
8	6:28.126	5:32.304	186	30.444	222	25.378	194		19	1:45.811	33.729	189	30.205	224	41.877	59	236
9	1:30.325	33.747	188	31.766	219	24.812	193	235	20	12:03.843	10:50.315	186	30.708	220	42.820	59	
10	1:29.197	33.947	188	30.392	219	24.858	193	235	21	2:47.291	1:34.699	189	30.468	222	42.124	59	



ADAC GT Masters

Sector List Free Practice 2



Provisional

Motorsportarena Oschersleben, Length: 3696m

Air temperature: 13.7°C

Track temperature: 15.53°C

Weather condition: Dry

DMSB Reg. Nr.: 121/17

Friday, April 28, 2017 17:00:00

Lap	Time	SE1	SP1	SE2	SP2	SE3	SP3	TSP	Lap	Time	SE1	SP1	SE2	SP2	SE3	SP3	TSP
11	1:28.457	33.897	190	29.865	223	24.695	195	235									

25 Ortmann, DEU / Stippler, DEU

theoretical besttime: 1:28.439

1	1:59.162	52.481	169	37.053	160	29.628	183		13	3:36.218	2:40.143	187	30.885	223	25.190	193	
2	1:35.918	37.276	185	32.686	212	25.956	193	209	14	1:28.891	33.903	188	30.049	224	24.939	194	236
3	1:29.177	34.106	189	30.150	222	24.921	194	235	15	1:28.682	33.727	189	30.026	223	24.929	193	237
4	1:53.909	33.762	188	32.279	178	47.868	59	235	16	1:28.957	34.019	189	30.056	223	24.882	194	237
5	6:52.141	5:53.708	184	31.615	218	26.818	194		17	1:29.635	34.644	188	30.114	223	24.877	193	238
6	1:39.787	41.021	184	30.799	181	27.967	194	235	18	1:29.110	33.897	189	30.247	223	24.966	192	237
7	1:57.029	35.472	166	35.342	178	46.215	55	236	19	1:29.203	33.980	189	30.157	223	25.066	192	237
8	6:15.369	5:17.347	175	32.935	222	25.087	193		20	1:46.885	33.844	189	30.264	223	42.777	59	236
9	1:28.877	34.004	189	30.131	223	24.742	194	234	21	10:35.809	9:21.656	186	31.120	220	43.033	59	
10	1:28.761	33.879	190	30.143	225	24.739	193	236	22	2:50.729	1:37.938	188	30.493	223	42.298	59	
11	1:28.680	33.776	189	30.218	223	24.686	194	235	23	2:50.167	1:37.202	188	30.472	223	42.493	59	
12	1:53.490	34.181	180	33.212	187	46.097	49	235									

26 Mücke, DEU / Asch, DEU

theoretical besttime: 1:27.161

1	1:54.228	50.619	177	35.893	213	27.716	189		12	2:04.309	37.952	156	37.807	167	48.550	58	180
2	1:34.171	36.305	185	31.856	217	26.010	192	223	13	3:01.271	2:05.815	186	30.425	220	25.031	191	
3	1:30.078	34.552	187	30.529	218	24.997	193	230	14	1:46.132	34.119	189	30.045	221	41.968	58	229
4	1:53.076	33.829	187	33.887	181	45.360	58	231	15	7:33.558	6:33.620	180	33.197	216	26.741	189	
5	6:49.278	5:52.673	186	31.269	218	25.336	192		16	1:50.820	35.331	184	31.111	219	44.378	58	228
6	1:28.932	34.005	188	30.196	220	24.731	192	229	17	9:51.949	8:55.152	185	31.162	203	25.635	191	
7	1:50.757	35.153	188	31.067	219	44.537	58	232	18	1:30.159	33.703	187	30.885	197	25.571	191	229
8	6:34.392	5:38.843	186	30.532	219	25.017	192		19	1:27.683	33.575	188	29.530	221	24.578	192	231
9	1:29.927	34.085	189	30.844	219	24.998	193	230	20	1:27.263	33.415	187	29.407	222	24.441	192	232
10	1:54.626	59.399	187	30.268	220	24.959	193	232	21	1:27.161	33.385	188	29.394	222	24.382	192	232
11	1:29.347	34.065	188	30.019	220	25.263	192	232									

36 Bachler, AUT / Macdowall, GBR

theoretical besttime: 1:26.862

1	3:08.722	2:08.252	182	33.537	220	26.933	196		11	1:29.350	33.822	191	30.250	225	25.278	195	238
2	1:30.104	34.882	191	30.077	225	25.145	194	235	12	1:28.975	33.908	192	29.962	225	25.105	195	238
3	1:50.012	33.817	191	29.820	226	46.375	53	238	13	1:30.518	34.314	188	30.739	223	25.465	195	240
4	8:38.306	7:43.102	188	30.263	223	24.941	194		14	1:28.931	33.993	188	29.850	226	25.088	195	239
5	2:12.054	52.104	106	33.943	214	46.007	57	238	15	1:48.585	34.005	191	30.118	225	44.462	57	239
6	8:58.033	8:02.871	191	30.145	225	25.017	196		16	11:44.884	10:46.163	184	32.656	221	26.065	193	
7	1:28.513	33.830	192	29.795	225	24.888	197	239	17	1:28.973	34.231	192	29.911	227	24.831	196	236
8	1:51.413	34.036	192	30.873	159	46.504	57	238	18	1:27.111	33.326	192	29.233	225	24.552	198	236
9	5:24.925	4:29.174	188	30.373	223	25.378	194		19	1:26.862	33.295	191	29.225	225	24.342	197	238
10	1:29.847	33.995	191	30.523	225	25.329	195	238									

42 Collard, GBR / Eng, AUT

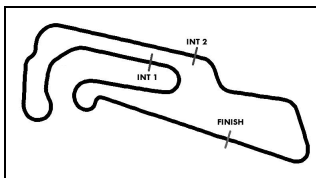
theoretical besttime: 1:27.453

1	2:10.935	1:09.794	148	33.110	223	28.031	185		12	1:27.545	33.540	190	29.472	226	24.533	195	236
2	1:36.406	35.192	189	31.492	154	29.722	197	222	13	1:45.627	33.672	188	29.827	226	42.128	58	237
3	1:29.586	33.568	190	29.693	227	26.325	198	238	14	3:43.514	2:45.885	147	31.722	225	25.907	196	
4	1:55.630	34.673	143	34.843	140	46.114	59	238	15	1:29.910	34.317	189	30.287	225	25.306	197	238
5	7:02.051	6:01.013	157	33.089	132	27.949	196		16	1:29.563	33.907	191	30.331	226	25.325	196	237
6	1:40.869	43.132	189	29.591	224	28.146	195	236	17	1:53.013	35.035	166	34.571	217	43.407	59	237
7	2:08.270	38.936	141	41.475	145	47.859	58	216	18	9:18.982	8:18.867	178	32.695		27.420	197	
8	6:04.531	5:02.988	148	33.414	173	28.129	195		19	1:31.069	34.614	187	30.776	216	25.679	196	238
9	1:27.730	33.448	190	29.496	225	24.786	196	237	20	1:30.337	34.322	191	30.745	197	25.270	197	237
10	1:45.947	33.618	191	30.313	227	42.016	59	238	21	1:29.133	34.093	190	30.063	226	24.977	197	237
11	6:28.440	5:30.433	186	30.632	198	27.375	196		22	1:30.084	34.400	166	30.452	226	25.232	196	237

44 Busch, DEU / Busch, DEU

theoretical besttime: 1:28.883

1	2:08.699	1:00.909	167	38.048	165	29.742	176		12	1:32.691	34.796	185	30.845	220	27.050	190	231
2	1:40.586	37.815	166	32.862	173	29.909	192	206	13	1:31.188	34.781	184	30.906	220	25.501	189	234
3	1:31.752	34.546	187	30.639	221	26.567	193	235	14	1:31.325	35.216	187	30.740	222	25.369	191	234
4	1:58.912	34.916	175	35.133	154	48.863	59	236	15	1:30.948	34.742	185	30.839	221	25.367	190	236
5	7:23.910	6:19.045	160	36.235	144	28.630	191		16	1:30.584	34.655	184	30.542	221	25.387	191	235
6	1:52.604	35.608	183	30.561	214	46.435	59	214	17	1:52.352	34.430	185	30.963	221	46.959	59	234
7	8:15.435	7:19.193	183	30.538	219	25.704	192		18	10:41.000	9:38.264	154	34.696	182	28.040	188	



ADAC GT Masters

Sector List Free Practice 2



Provisional

Motorsportarena Oschersleben, Length: 3696m

Air temperature: 13.7°C

Track temperature: 15.53°C

Weather condition: Dry

DMSB Reg. Nr.: 121/17

Friday, April 28, 2017 17:00:00

Lap	Time	SE1	SP1	SE2	SP2	SE3	SP3	TSP	Lap	Time	SE1	SP1	SE2	SP2	SE3	SP3	TSP
8	1:28.990	33.989	185	30.019	221	24.982	192	233	19	1:32.203	34.768	183	31.310	217	26.125	191	233
9	1:30.425	34.486	187	30.426	221	25.513	192	236	20	1:31.012	34.457	184	30.870	219	25.685	191	233
10	1:51.217	33.882	187	31.812	189	45.523	59	235	21	1:31.987	34.798	185	31.538	219	25.651	189	233
11	5:18.318	4:20.231	180	32.234	220	25.853	190		22	1:31.322	34.692	185	31.076	221	25.554	191	233

48 Dontje, NLD / Kirchhöfer, DEU

theoretical besttime: 1:27.650

1	2:15.551	1:12.668	146	35.051	184	27.832	182		12	1:46.045	33.875	188	30.081	221	42.089	58	233
2	1:51.903	36.244	183	31.709	205	43.950	58	200	13	2:34.207	1:38.680	187	30.446	220	25.081	193	
3	10:13.360	9:11.560	149	34.865	152	26.935	190		14	1:28.920	34.068	189	29.881	222	24.971	192	233
4	1:31.022	34.670	186	30.637	221	25.715	192	228	15	1:28.852	33.975	189	29.961	221	24.916	192	233
5	1:51.349	38.027	183	30.789	219	42.533	58	232	16	1:29.000	34.144	189	29.987	221	24.869	193	233
6	6:05.852	5:08.576	184	31.337	219	25.939	193		17	1:47.022	34.381	189	30.262	220	42.379	58	234
7	1:29.424	34.036	188	30.123	220	25.265	193	232	18	10:48.374	9:46.633	150	34.435	210	27.306	174	
8	1:29.701	34.443	188	30.289	221	24.969	193	234	19	1:32.986	36.254	185	31.230	219	25.502	192	202
9	1:28.873	33.890	188	29.991	221	24.992	193	233	20	1:30.124	33.821	190	29.713	222	26.590	194	232
10	1:49.166	33.750	187	30.015	221	45.401	50	233	21	1:27.682	33.591	190	29.515	223	24.576	193	233
11	3:33.921	2:38.236	187	30.529	220	25.156	193		22	1:27.684	33.566	191	29.508	224	24.610	194	234

50 Geipel, DEU / Frey, CHE

theoretical besttime: 1:27.940

1	2:40.472	1:24.652	134	42.531	150	33.289	160		11	1:28.704	33.759	188	30.038	221	24.907	193	235
2	1:50.738	41.817	132	38.667	160	30.254	156	168	12	1:45.923	33.897	188	30.179	221	41.847	58	235
3	2:06.495	42.448	161	37.490	158	46.557	58	160	13	3:28.130	2:22.815	136	35.735	210	29.580	169	
4	8:04.253	6:59.034	166	36.804	136	28.415	179		14	1:59.056	40.784	151	34.269	216	44.003	58	180
5	2:04.037	39.577	115	36.251	150	48.209	46	188	15	9:14.204	8:11.575	177	33.484	216	29.145	192	
6	10:54.138	9:57.658	182	30.817	218	25.663	191		16	1:30.285	34.479	188	30.783	220	25.023	194	234
7	1:50.435	34.107	187	31.245	171	45.083	58	234	17	1:28.653	33.789	189	29.966	222	24.898	193	236
8	4:45.185	3:48.950	185	30.836	216	25.399	193		18	1:28.331	33.668	190	29.910	223	24.753	193	237
9	1:29.493	34.126	188	30.197	221	25.170	193	234	19	1:27.948	33.489	189	29.698	223	24.761	193	236
10	1:28.656	33.828	188	29.983	223	24.845	193	235									

63 Ineichen, CHE / Engelhart, DEU

theoretical besttime: 1:27.195

1	13:44.557	12:44.602	132	33.395	219	26.560	190		11	1:27.653	33.530	192	29.546	226	24.577	197	240
2	1:30.410	34.828	187	30.548	223	25.034	197	230	12	1:28.945	33.899	192	30.246	226	24.800	199	240
3	1:48.951	35.087	189	30.389	225	43.475	59	238	13	1:27.244	33.348	190	29.453	226	24.443	197	238
4	8:05.785	7:04.070	180	35.030	186	26.685	192		14	1:28.441	33.299	191	29.588	225	25.554	197	240
5	1:33.435	35.371	187	32.406	182	25.658	196	231	15	1:53.894	33.673	189	32.411	187	47.810	50	236
6	1:28.941	33.878	190	30.111	225	24.952	197	237	16	10:17.164	9:21.119	187	30.848	226	25.197	196	
7	1:51.769	34.368	187	31.634	223	45.767	45	240	17	1:28.912	33.760	190	30.022	226	25.130	197	238
8	4:47.280	3:51.121	187	30.481	218	25.678	195		18	1:29.106	33.727	189	30.161	225	25.218	195	238
9	1:28.405	33.601	190	29.952	224	24.852	197	237	19	1:28.651	33.894	187	29.977	225	24.780	196	238
10	1:28.087	33.625	191	29.690	226	24.772	197	238									

66 Judek, DEU / Lindholm, DEU

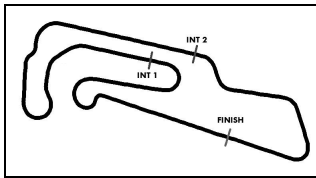
theoretical besttime: 1:28.683

1	3:07.691	1:52.616	120	43.543	164	31.532	163		13	1:31.599	34.917	187	30.700	221	25.982	191	234
2	1:33.996	37.396	186	31.401	219	25.199	194	221	14	1:31.449	34.623	187	30.945	221	25.881	192	234
3	1:49.678	33.941	189	31.016	221	44.721	57	234	15	1:31.266	34.487	188	30.945	222	25.834	193	234
4	7:29.795	6:30.936	188	31.621	220	27.238	133		16	1:31.189	34.648	187	30.727	222	25.814	193	234
5	1:30.195	35.000	189	30.317	222	24.878	193	212	17	1:32.582	35.925	188	30.827	222	25.830	193	234
6	1:56.719	34.884	188	35.477	180	46.358	57	236	18	1:31.304	34.551	188	30.985	222	25.768	194	236
7	6:26.019	5:25.723	182	33.422	219	26.874	191		19	1:53.686	34.260	188	31.843	184	47.583	57	236
8	1:33.747	36.185	185	31.635	222	25.927	194	233	20	10:26.820	9:30.945	185	30.581	219	25.294	193	
9	1:34.558	37.548	185	30.888	222	26.122	193	220	21	1:30.503	34.673	189	30.192	222	25.638	181	235
10	1:31.575	34.624	188	30.839	222	26.112	184	235	22	1:30.246	34.549	189	30.191	223	25.506	193	230
11	2:05.294	39.785	159	35.464	172	50.045	57	170	23	1:29.169	34.149	189	30.035	223	24.985	193	235
12	3:17.278	2:19.302	184	31.550	221	26.426	193		24	1:28.874	33.828	190	29.977	223	25.069	194	235

77 Gounon, FRA / Keilwitz, DEU

theoretical besttime: 1:27.844

1	2:59.098	1:54.471	180	36.614	219	28.013	175		11	1:28.631	33.812	191	29.917	226	24.902	202	241
2	1:36.395	37.958	188	33.030	222	25.407	199	200	12	1:29.078	33.939	195	29.965	229	25.174	203	242
3	1:51.545	34.477	192	30.602	175	46.466	55	238	13	1:55.394	34.436	194	29.693	228	51.265	58	242
4	8:20.350	7:25.547	193	30.055	225	24.748	198		14	5:11.559	3:57.862	189	31.173	225	42.524	59	
5	1:51.540	35.311	194	29.994	228	46.235	59	239	15	10:07.657	9:08.781	190	30.978	223	27.898	195	



ADAC GT Masters

Sector List Free Practice 2

Provisional



Motorsportarena Oschersleben, Length: 3696m

Air temperature: 13.7°C

Track temperature: 15.53°C

Weather condition: Dry

DMSB Reg. Nr.: 121/17

Friday, April 28, 2017 17:00:00

Lap	Time	SE1	SP1	SE2	SP2	SE3	SP3	TSP	Lap	Time	SE1	SP1	SE2	SP2	SE3	SP3	TSP
6	7:58.936	6:59.522	194	31.371	136	28.043	201		16	1:28.761	33.940	194	29.811	226	25.010	199	237
7	1:27.883	33.657	194	29.573	227	24.653	198	238	17	1:28.498	33.829	194	29.822	225	24.847	200	240
8	1:28.001	33.669	194	29.584	229	24.748	201	240	18	1:28.874	33.731	195	30.136	226	25.007	199	241
9	1:48.850	33.618	195	30.126	193	45.106	59	238	19	1:29.160	33.907	195	29.967	224	25.286	197	241
10	5:50.602	4:54.026	193	30.244	226	26.332	199										

84 Assenheimer, DEU / Götz, DEU

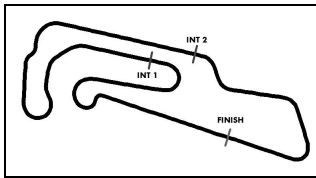
theoretical besttime: 1:27.168

1	2:03.596	58.362	160	36.784	182	28.450	183		12	4:50.175	3:52.001	187	31.592	200	26.582	192	
2	1:37.524	37.352	181	32.526	197	27.646	194	201	13	1:29.907	34.223	189	30.435	222	25.249	193	234
3	1:31.992	34.108	189	30.136	221	27.748	193	234	14	1:29.259	34.198	189	30.126	222	24.935	193	234
4	1:56.304	35.913	165	34.367	169	46.024	59	234	15	1:29.436	34.150	189	30.139	222	25.147	194	234
5	6:45.010	5:48.656	186	30.853	219	25.501	194		16	1:48.399	35.414	188	30.192	222	42.793	59	234
6	1:31.919	34.958	186	31.634	215	25.327	193	234	17	4:27.509	3:03.404	105	36.717	215	47.388	59	
7	1:54.067	35.576	159	33.906	173	44.585	59	234	18	10:19.910	9:22.608	185	31.739	219	25.563	192	
8	6:40.253	5:39.664	186	32.818	199	27.771	194		19	1:29.389	34.057	188	30.270	222	25.062	193	233
9	1:29.842	33.997	189	30.432	221	25.413	194	234	20	1:27.660	33.719	190	29.304	223	24.637	192	234
10	1:33.910	35.317	185	31.622	219	26.971	194	235	21	1:27.309	33.455	190	29.378	222	24.476	193	234
11	1:47.452	33.978	190	29.996	221	43.478	59	235	22	1:27.497	33.388	190	29.487	223	24.622	194	235

99 Renauer, DEU / Müller, DEU

theoretical besttime: 1:28.020

1	32:32.695	4:03.168	168	34.689	208	27:54.838			5	1:29.019	33.929	189	30.069	225	25.021	197	239
2	11:07.950	10:07.629	181	33.343	219	26.978	196		6	1:28.377	33.841	190	29.739	226	24.797	195	238
3	1:54.250	34.635	187	31.404	166	48.211	48	236	7	1:28.255	33.626	190	29.891	221	24.738	196	238
4	9:13.662	8:16.073	185	30.829	223	26.760	194		8	1:28.085	33.557	191	29.804	224	24.724	195	239



ADAC GT Masters

Top speed list Free Practice 2



Provisional

Motorsportarena Oschersleben, Length: 3696m

Air temperature: 13.7°C

Track temperature: 15.53°C

Weather condition: Dry

DMSB Reg. Nr.: 121/17

Friday, April 28, 2017 17:00:00

#	Name (NAT)	Team	Car name	Speed	Lap	Race time
22	Remo Lips (CHE)	MRS GT-Racing (DEU)	Nissan GT-R NISMO GT3	243.79	6	13:57.229
77	Daniel Keilwitz (DEU)	Callaway Competition (DEU)	Corvette C7 GT3	242.15	12	36:46.687
17	Michael Ammermüller (DEU)	KÜS TEAM75 Bernhard (DEU)	Porsche 911 GT3 R	241.07	10	26:01.370
18	Adrien de Leener (BEL)	KÜS TEAM75 Bernhard (DEU)	Porsche 911 GT3 R	241.07	16	36:58.602
63	Christian Engelhart (DEU)	GRT Grasser-Racing-Team (AUT)	Lamborghini Huracan GT3	240.53	7	28:16.999
19	Mirco Bortolotti (ITA)	GRT Grasser-Racing-Team (AUT)	Lamborghini Huracan GT3	240.53	14	58:01.624
36	Klaus Bachler (AUT)	bigFM Racing Team Schütz Motorsport (DEU)	Porsche 911 GT3 R	240.00	13	39:35.202
8	Ricardo Feller (CHE)	Audi Sport racing academy (DEU)	Audi R8 LMS	239.46	11	27:23.677
13	Sven Barth (DEU)	RWT - Racing team (DEU)	Corvette C7 GT3	239.46	11	39:02.903
99	Sven Müller (DEU)	Precote Herberth Motorsport (DEU)	Porsche 911 GT3 R	239.46	5	54:53.504
3	Markus Pommer (DEU)	Aust Motorsport (DEU)	Audi R8 LMS	238.93	17	40:55.252
42	Philipp Eng (AUT)	BMW Team Schnitzer (DEU)	BMW M6 GT3	238.41	3	3:52.264
1	Connor De Phillippi (USA)	Montaplast by Land-Motorsport (DEU)	Audi R8 LMS	238.41	5	14:03.968
9	Christopher Höher (AUT)	Audi Sport racing academy (DEU)	Audi R8 LMS	238.41	6	14:04.629
2	Christopher Haase (DEU)	Montaplast by Land-Motorsport (DEU)	Audi R8 LMS	238.41	6	15:32.264
25	Mike David Ortmann (DEU)	BWT Mücke Motorsport (DEU)	Audi R8 LMS	238.41	17	38:09.999
4	Dennis Marschall (DEU)	Aust Motorsport (DEU)	Audi R8 LMS	237.88	7	15:41.070
24	Filip Salaquarda (CZE)	BWT Mücke Motorsport (DEU)	Audi R8 LMS	237.88	17	38:06.550
50	Philip Geipel (DEU)	YACO Racing (DEU)	Audi R8 LMS	237.36	18	58:13.847
44	Marc Busch (DEU)	Twin Busch Motorsport (DEU)	Audi R8 LMS	236.84	4	5:26.048
66	Emil Lindholm (DEU)	ADAC NSA Attempto Racing Team (DEU)	Lamborghini Huracan GT3	236.32	6	15:36.349
7	Marco Mapelli (ITA)	HB Racing WDS Bau (AUT)	Lamborghini Huracan GT3	236.32	10	39:51.059
84	Maximilian Götz (DEU)	Mercedes-AMG Team HTP Motorsport (DEU)	Mercedes-AMG GT3	235.80	10	25:35.495
21	Luca Stolz (DEU)	Mercedes-AMG Team Zakspeed (DEU)	Mercedes-AMG GT3	235.80	22	59:54.666
48	Indy Dontje (NLD)	Mercedes-AMG Team HTP Motorsport (DEU)	Mercedes-AMG GT3	234.27	8	25:23.483
20	Nikolaj Rogivue (CHE)	Mercedes-AMG Team Zakspeed (DEU)	Mercedes-AMG GT3	234.27	8	27:11.787
26	Stefan Mücke (DEU)	BWT Mücke Motorsport (DEU)	Mercedes-AMG GT3	232.75	20	57:39.746